

LEXINGTON LOCAL SCHOOLS



FINANCIAL REPORT FOR THE PERIOD ENDING DECEMBER 31, 2024

PREPARED BY
JASON WHITESEL, TREASURER/CFO

Date: 01/10/2025
Time: 10:10

LEXINGTON LOCAL SCHOOLS
Cash Reconciliation as of 12/31/2024

Page: 1

Gross Depository Balances:

Richland Bank MMA 5719	\$306,370.06
Richland Bank Sweep Acct 3520	\$248,003.14
Richland Bank General Acct 0580	\$300,000.00
Richland Bank Anthem Sweep 3523	\$836,989.04
Richland Bank EE Benefits 3180	\$0.00
Richland Bank Payroll Acct 9780	\$20,792.73
Richland Bank Athletic Acct 3280	\$2,720.00

Total Depository Balances (Gross) \$1,714,874.97

Adjustments to Bank Balance:

Cash in Transit to Bank	\$5,555.00
Outstanding Checks	(\$264,607.88)
Adjustments:	
Outstanding Vision Adjustment	(\$16.65)

Total Adjustments to Bank Balance (\$259,069.53)

Investments:

Treasury Bonds and Notes	\$3,036,146.16
Certificate of Deposits	\$3,709,990.21
Other Securities	\$0.00
Other Investments:	
Richland Bank MMA 5750	\$2,035,631.82
Richland Bank MMA R252	\$745,959.83

Total Investments \$9,527,728.02

Cash on Hand:

Petty Cash:	
Treasurer's Office	\$100.00
High School	\$50.00
Junior High School	\$50.00
Eastern, Central, Western	\$200.00
Change Cash:	
Athletic Change	\$3,000.00
Junior High School Change	\$0.00
Central Change	\$0.00
Food Service Change	\$276.00
Cash with Fiscal Agent	\$0.00

Total Cash on Hand \$3,676.00

Total Balances \$10,987,209.46

Total Fund Balance \$10,987,209.46

Depository Clearance Accounts:

Account Name : Lexington Local SD Managing Agency

Summary Of Investment Holdings

Account No : 5750

December 01, 2024 through December 31, 2024

Shares or Par Value	Investment Category		Avg Unit Cost	Cost Basis	Unit Price	Market Value	Estimated Current Ann Inc	Current Yield
Money Markets - Taxable								
2,035,631.82	Northern Instl Government Select Portfolio		1.00	2,035,631.82	1.00	2,035,631.82	88,957.11	4.37%
Totals				2,035,631.82		2,035,631.82	88,957.11	4.37%
Marketable CDs								
200,000	Industrial & Com Bank 0.3	0.350%	02/11/2025	100.00	200,000.00	99.54	199,081.92	700.00 0.35%
150,000	Barclays Bk Del	2.950%	05/12/2025	100.00	150,000.00	99.53	149,298.74	4,425.00 2.96%
248,000	Goldman Sachs Bk USA	0.800%	08/18/2025	100.00	248,000.00	97.91	242,816.31	1,984.00 0.82%
200,000	First Ctzn Bk & Tr Co Rale	4.700%	10/28/2025	100.00	200,000.00	100.43	200,861.71	9,400.00 4.68%
200,000	Morgan Stanley Private Bk N	4.050%	09/30/2026	100.00	200,000.00	99.62	199,235.30	8,100.00 4.07%
200,000	Morgan Stanley Bk N A	4.950%	10/30/2026	100.00	200,000.00	100.27	200,536.70	9,900.00 4.94%
248,000	Somerset Tr Co Pa	4.350%	01/13/2027	100.00	248,000.00	100.00	247,999.81	10,788.00 4.35%
200,000	First Bank Chicago	5.000%	05/07/2027	100.00	200,000.00	100.18	200,352.32	10,000.00 4.99%
243,000	Bankers Bk Madison WI	4.250%	11/24/2027	100.00	243,000.00	100.67	244,623.10	10,327.50 4.22%
200,000	Dmb Cmnty Bk Deforest Wis	4.450%	12/06/2027	100.00	200,000.00	101.23	202,457.23	8,900.00 4.40%
248,000	Merrick Bk South Jordan UT 3	3.900%	03/20/2028	99.73	247,332.88	99.69	247,224.25	9,672.00 3.91%
243,000	Discover Bk	4.400%	04/17/2028	100.04	243,085.52	101.23	245,980.69	10,692.00 4.35%
243,000	Bmo Harris Bk Natl Assn Chi	4.500%	05/16/2028	100.00	243,000.00	101.55	246,763.07	10,935.00 4.43%
150,000	United Fid Bk Fsb Evansville	4.500%	06/29/2028	100.00	150,000.00	103.64	155,453.34	6,750.00 4.34%
248,000	UBS Bk USA Salt Lake City UT	4.100%	02/07/2029	100.63	249,571.81	100.37	248,908.45	10,168.00 4.09%
243,000	American Express Natl Bk Br	3.750%	09/11/2029	100.00	243,000.00	98.92	240,387.19	9,112.50 3.79%
245,000	Customers Bk Phoenixville PA	3.950%	10/30/2029	100.00	245,000.00	99.76	244,402.06	9,677.50 3.96%
Totals				3,709,990.21		3,716,382.19	141,531.50	3.81%
U.S. Treasury Bds/Nts								
300,000	United States Treas Nts	3.250%	06/30/2027	98.00	294,000.00	97.64	292,933.59	9,750.00 3.33%
250,000	United States Treas Bds	3.125%	11/15/2028	98.73	246,812.50	95.68	239,189.45	7,812.50 3.27%
250,000	US Treasury Notes	2.375%	05/15/2029	95.38	238,437.50	92.16	230,410.16	5,937.50 2.58%
Totals				779,250.00		762,533.20	23,500.00	3.08%

Account Name : Lexington Local SD Managing Agency

Summary Of Investment Holdings

Account No : 5750

December 01, 2024 through December 31, 2024

Shares or Par Value	Investment Category			Avg Unit Cost	Cost Basis	Unit Price	Market Value	Estimated Current Ann Inc	Yield
U.S. Govt Agy-Exempt State									
200,000	Federal Home Loan Banks	0.500%	09/10/2025	100.00	200,000.00	97.42	194,838.65	1,000.00	0.51%
200,000	Federal Home Loan Banks	0.500%	11/12/2025	100.00	200,000.00	96.80	193,592.94	1,000.00	0.52%
200,000	Federal Home Loan Banks	1.000%	03/30/2026	100.00	200,000.00	96.02	192,037.42	2,000.00	1.04%
200,000	Federal Farm Cr Bks	4.400%	06/22/2026	100.12	200,237.99	99.91	199,810.04	8,800.00	4.40%
300,000	Federal Home Loan Banks	1.125%	09/29/2026	100.05	300,153.17	94.69	284,063.69	3,375.00	1.19%
250,000	Federal Home Loan Banks	1.300%	11/24/2026	99.88	249,687.50	94.47	236,164.45	3,250.00	1.38%
250,000	Federal Farm Cr Bks	3.875%	10/16/2028	99.77	249,430.00	98.16	245,408.95	9,687.50	3.95%
250,000	Federal Farm Cr Bks	2.000%	11/01/2029	93.00	232,500.00	89.56	223,890.13	5,000.00	2.23%
Totals					1,832,008.66		1,769,806.27	34,112.50	1.93%
U.S. Govt Agy-Non-Ex St-Int Only									
200,000	Federal Home Ln Mtg Corp	3.200%	05/16/2025	100.00	200,000.00	99.53	199,051.57	6,400.00	3.22%
225,000	Federal Natl Mtg Assn	0.650%	07/30/2025	99.95	224,887.50	97.90	220,285.11	1,462.50	0.66%
Totals					424,887.50		419,336.68	7,862.50	1.87%
Total Investments					8,781,768.19		8,703,690.16	295,963.61	3.40%
Plus Net Cash							0.00		
Total Market Value							8,703,690.16		

Gain or Loss amounts and transactions, as shown, may not reflect the amount to be used for income tax purposes.

Account Name : Lexington Local SD Bond Acct Man Agcy

Summary Of Investment Holdings

Account No : R252

December 01, 2024 through December 31, 2024

Shares or Par Value	Investment Category	Avg Unit Cost	Cost Basis	Unit Price	Market Value	Estimated Current Ann Inc	Yield
Money Markets - Taxable							
745,959.83	Northern Instl Government Select Portfolio	1.00	745,959.83	1.00	745,959.83	32,598.44	4.37%
<i>Totals</i>			745,959.83		745,959.83	32,598.44	4.37%
<i>Total Investments</i>			745,959.83		745,959.83	32,598.44	4.37%
<i>Plus Net Cash</i>					0.00		
<i>Total Market Value</i>					745,959.83		

Gain or Loss amounts and transactions, as shown, may not reflect the amount to be used for income tax purposes.

LEXINGTON LOCAL SCHOOLS
INVESTMENT REPORT FOR THE MONTH ENDING
DECEMBER 31, 2024

INTEREST EARNED:	THIS MONTH	FISCAL YEAR TO DATE
Richland Bank, General Sweep	\$1,458.29	\$16,743.72
Richland Bank, General MMA	\$1,203.10	\$29,686.57
Richland Bank, Anthem Sweep	\$1,301.71	\$8,354.13
Star Ohio	\$0.00	\$0.00
CDs, Bonds, and other investments	\$25,911.02	\$188,444.56
TOTAL INTEREST RECEIVED	\$29,874.12	\$243,228.98

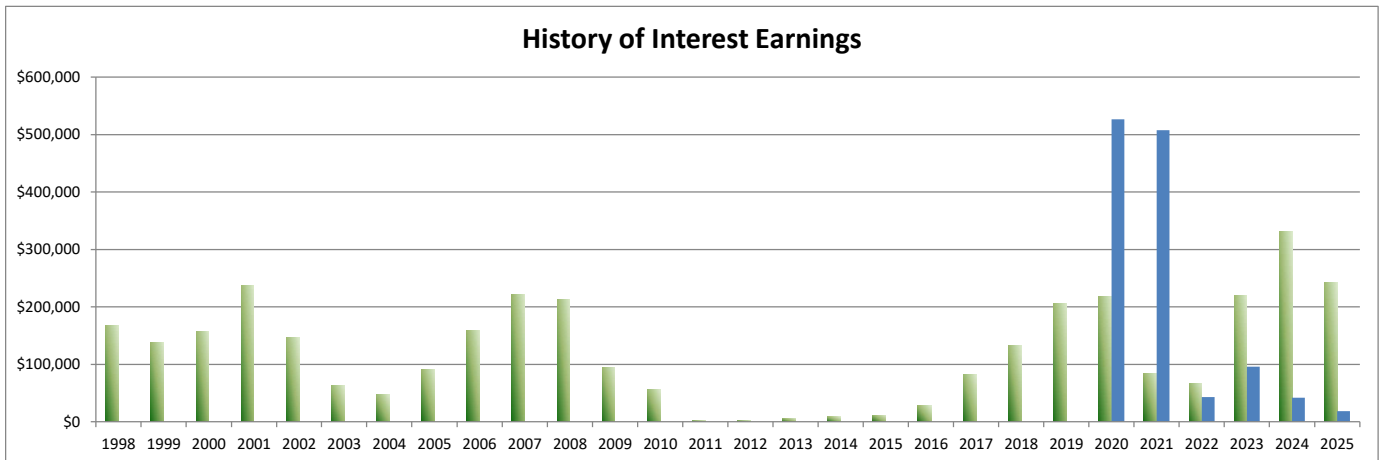
INTEREST EARNED (LEX BOND ACCT)	THIS MONTH	FISCAL YEAR TO DATE
Richland Bank, General Sweep	\$0.00	\$0.00
Richland Bank, General MMA	\$0.00	\$0.00
Richland Bank, Anthem Sweep	\$0.00	\$0.00
Star Ohio	\$0.00	\$0.00
CDs, Bonds, and other investments	\$2,665.05	\$18,758.52
TOTAL INTEREST RECEIVED	\$2,665.05	\$18,758.52

History of Interest Earnings	Fiscal Year	Interest Earnings
	1998	\$ 167,057.52
	1999	\$ 138,113.69
	2000	\$ 157,991.72
	2001	\$ 236,839.79
	2002	\$ 146,052.34
	2003	\$ 63,712.36
	2004	\$ 47,970.95
	2005	\$ 90,719.94
	2006	\$ 158,724.51
	2007	\$ 221,998.86
	2008	\$ 213,660.34
	2009	\$ 95,639.63
	2010	\$ 56,860.22
	2011	\$ 3,001.78
	2012	\$ 3,090.00
	2013	\$ 5,758.97
	2014	\$ 8,349.92
	2015	\$ 11,765.22
	2016	\$ 28,300.22
	2017	\$ 83,194.26
	2018	\$ 133,582.49
	2019	\$ 205,588.68
	2020	\$ 218,228.66
	2021	\$ 85,117.81
	2022	\$ 67,902.15
	2023	\$ 219,800.00
	2024	\$ 331,922.67
FISCAL Year To Date	2025	\$243,228.98

Lex Bond Acct Interest Earnings	Fiscal Year	Interest Earnings
	2020	\$526,044.24
	2021	\$507,134.12
	2022	\$43,256.67
	2023	\$96,119.37
	2024	\$41,935.83
FISCAL Year To Date	2025	\$18,758.52

Total Interest Earnings Lex Bond Acct to Date \$1,233,248.75

Total Interest Earnings 1998 to Present \$ 3,444,173.68



Reporting Period: December 2024 (FY 2025)

1/10/25 10:13 AM

As Of Period: 12/31/2024

LEXINGTON LOCAL SCHOOLS Cash Summary Report

Full Account Code	Description	Initial Cash	MTD Received	FYTD Received	MTD Expended	FYTD Expended	Fund Balance
001-0000	GENERAL FUND	\$ 8,351,940.39	\$ 857,972.62	\$ 12,991,747.10	\$ 2,453,767.52	\$ 15,082,698.00	\$ 6,260,989.49
001-9412	GENERAL BUDGET RESERVE SET-ASIDE-1%/BWC	87,928.97	0.00	0.00	0.00	0.00	87,928.97
002-0000	BOND RETIREMENT FUND	2,229,755.15	65.95	1,446,594.92	0.00	2,201,899.79	1,474,450.28
003-0000	PERMANENT IMPROVEMENT FUND	2,295.96	13.18	336,780.88	2,419.40	334,878.95	4,197.89
004-0000	LFI BUILDING FUND	348,265.33	1,269.23	8,681.10	0.00	1,682.97	355,263.46
006-0000	FOOD SERVICE FUND	411,050.45	161,941.65	460,273.74	89,462.29	482,571.75	388,752.44
007-9100	LEXINGTON MINUTEMEN ACADEMIC SCHOLARSHIP FUND	142,062.64	439.98	9,041.30	5,500.00	5,500.00	145,603.94
007-9800	TERRY McCAMMON SCHOLARSHIP FUND	0.00	0.00	500.00	0.00	0.00	500.00
010-0000	CLASSROOM FACILITIES CONSTRUCTION FUND	446,549.11	1,395.82	10,077.42	0.00	65,930.16	390,696.37
018-9100	HIGH SCHOOL PRINCIPAL'S FUND	220.50	2,043.70	4,981.00	221.18	1,547.82	3,653.68
018-9101	HIGH SCHOOL FLOWER FUND	51.00	0.00	0.00	0.00	147.00	(96.00)
018-9102	HIGH SCHOOL ART	100.00	0.00	0.00	0.00	0.00	100.00
018-9103	MERRY MINUTEMEN PBIS	0.00	6,416.43	22,280.57	119.24	16,009.84	6,270.73
018-9200	JUNIOR HIGH PRINCIPAL'S FUND	8,861.99	0.00	1,095.69	0.00	1,057.32	8,900.36
018-9300	EASTERN PRINCIPAL'S FUND	6,293.56	3,402.25	7,904.72	354.09	3,787.22	10,411.06
018-9301	EASTERN ELEMENTARY BOOKFAIR/BOXTOPS FUND	3,526.10	0.00	0.00	0.00	0.00	3,526.10
018-9302	EASTERN ELEMENTARY MATH	1,036.52	0.00	0.00	0.00	0.00	1,036.52
018-9303	EASTERN RUN CLUB	394.88	0.00	1,190.00	0.00	946.73	638.15
018-9400	CENTRAL PRINCIPAL'S FUND	2,303.03	6.00	1,781.36	161.64	6,148.59	(2,064.20)
018-9401	CENTRAL ELEMENTARY BOOKFAIR FUND	8,056.37	0.00	4,031.56	0.00	0.00	12,087.93
018-9402	CENTRAL ELEMENTARY ART	1,899.77	0.00	0.00	0.00	0.00	1,899.77
018-9500	WESTERN PRINCIPAL'S FUND	17,123.40	26.00	1,833.80	651.54	7,091.50	11,865.70
018-9501	WESTERN ELEMENTARY BOOKFAIR/BOXTOPS FUND	4,336.03	7.00	95.00	0.00	0.00	4,431.03
018-9503	WESTERN ELEMENTARY ART	812.30	0.00	0.00	0.00	0.00	812.30
018-9901	JUNIOR HIGH TEACHER ADVISORY FUND	95.30	0.00	0.00	0.00	0.00	95.30
019-9001	ACADEMIC BOOSTERS GRANTS	769.07	0.00	0.00	0.00	0.00	769.07
019-9121	CENTRAL ELEMENTARY PTO GRANTS	3,038.80	5.31	35.46	0.00	0.00	3,074.26
019-9122	EASTERN ELEMENTARY PTO GRANTS	3,691.93	5.31	35.46	0.00	0.00	3,727.39
019-9123	WESTERN ELEMENTARY PTO GRANTS	4,428.30	5.31	35.44	0.00	0.00	4,463.74
019-9200	RICHLAND COUNTY FOUNDATION GRANT PLAYGROUND	200.00	0.00	0.00	0.00	0.00	200.00
019-9226	RICH CO FOUND GRANT-SCIENCE ENRICH FIELD TRIP	91.55	0.00	0.00	0.00	91.55	0.00
019-9228	RICH CO FOUND GRANT-SOCIAL STUDIES MAKERSPACE	17.52	0.00	0.00	0.00	17.52	0.00
019-9229	RICHLAND CO FOUND GRANT-SCIENCE LAB ACTIVITY	42.31	0.00	0.00	0.00	42.31	0.00

Reporting Period: December 2024 (FY 2025)

1/10/25 10:13 AM

As Of Period: 12/31/2024

LEXINGTON LOCAL SCHOOLS
Cash Summary Report

Full Account Code	Description	Initial Cash	MTD Received	FYTD Received	MTD Expended	FYTD Expended	Fund Balance
	REVITALIZATION						
019-9230	RICHLAND CO FOUND GRANT-STEAMTASTIC LEARNING	\$ 1.54	\$ 0.00	\$ 0.00	\$ 0.00	\$ 1.54	\$ 0.00
019-9231	RICHLAND CO FOUND GRANT-SOCIAL STUDIES BOARD GAME STUDIO	136.47	0.00	0.00	0.00	136.47	0.00
019-9232	RICHLAND CO FOUND GRANT-MARVELOUS MATHEMATICAL THINKING	8.64	0.00	0.00	0.00	8.64	0.00
019-9233	RICHLAND CO FOUND GRANT-FOOTPRINT IMPRESSION LAB PROJECT	75.45	0.00	0.00	0.00	75.45	0.00
019-9234	RICHLAND CO FOUND GRANT-CIRCUIT CRAZE	29.99	0.00	0.00	0.00	29.99	0.00
019-9235	RICHLAND CO FOUND GRANT-NOVELS IN VERSE BOOK CLUB	12.35	0.00	2.05	0.00	14.40	0.00
019-9236	RICHLAND CO FOUND GRANT-CODING EXPRESS BY LEGO EDUCATION	2.05	0.00	(2.05)	0.00	0.00	0.00
019-9237	RICHLAND CO FOUND GRANT-SCIENCE: OH COOL, LOOK AT THAT	0.00	0.00	1,389.79	0.00	1,288.84	100.95
019-9238	RICHLAND CO FOUND GRANT-ANALYZING SKELETAL REMAINS	0.00	0.00	1,473.10	0.00	0.00	1,473.10
019-9239	OTHER GRANT	0.00	5,000.00	5,000.00	946.14	946.14	4,053.86
019-9301	RICH CO FOUND/SECO ROBOTICS GRANT (HEIMANN)	31.72	0.00	0.00	0.00	0.00	31.72
019-9302	RICH CO RETIRED TEACHERS ASSOC	150.00	0.00	0.00	0.00	0.00	150.00
019-9304	RICHLAND CO RETIRED TEACHERS - HS ENGLISH	200.00	0.00	0.00	0.00	0.00	200.00
019-9401	MARTHA HOLDEN JENNINGS GRANT	0.94	0.00	0.00	0.00	0.00	0.94
022-9601	OHSAA TOURNAMENT AGENCY FUND	0.00	(2,896.00)	7,325.00	0.00	0.00	7,325.00
024-0000	EMPLOYEE BENEFITS FUND FOR MEDICAL/DENTAL	648,464.99	496,548.75	3,005,200.24	395,032.91	2,819,442.84	834,222.39
034-0000	OFCC PROJECT MAINTENANCE FUND	750,199.71	3.54	82,108.81	0.00	1,252.62	831,055.90
200-9101	HIGH SCHOOL ART CLUB	372.46	0.00	0.00	0.00	0.00	372.46
200-9102	HIGH SCHOOL DRAMA CLUB	26,632.48	0.00	329.70	0.00	916.00	26,046.18
200-9104	HIGH SCHOOL LEADERSHIP COUNCIL	2,187.75	0.00	0.00	0.00	0.00	2,187.75
200-9107	HIGH SCHOOL SPANISH CLUB	1,108.50	0.00	0.00	0.00	385.60	722.90
200-9108	HIGH SCHOOL LEO CLUB	2,535.08	0.00	1,002.00	840.72	973.09	2,563.99
200-9114	HIGH SCHOOL STUDENT COUNCIL FUND	5,646.73	30.00	3,021.00	710.00	4,553.72	4,114.01
200-9115	HIGH SCHOOL KEY CLUB	438.16	0.00	280.00	442.00	542.00	176.16
200-9116	HIGH SCHOOL CHESS CLUB	144.46	0.00	0.00	0.00	100.00	44.46
200-9119	HIGH SCHOOL YEARBOOK FUND	45,836.81	110.00	12,030.00	0.00	24,595.70	33,271.11
200-9120	HIGH SCHOOL JOURNALISM FUND	290.44	0.00	0.00	0.00	0.00	290.44
200-9121	HIGH SCHOOL NATIONAL HONOR SOCIETY	1,539.51	3,250.50	5,652.50	0.00	3,010.76	4,181.25
200-9201	JUNIOR HIGH ART CLUB	1,807.31	0.00	0.00	0.00	0.00	1,807.31
200-9204	JUNIOR HIGH STUDENT COUNCIL	2,517.94	0.00	709.50	0.00	2,009.96	1,217.48

Reporting Period: December 2024 (FY 2025)

1/10/25 10:13 AM

As Of Period: 12/31/2024

LEXINGTON LOCAL SCHOOLS
Cash Summary Report

Full Account Code	Description	Initial Cash	MTD Received	FYTD Received	MTD Expended	FYTD Expended	Fund Balance
	FUND						
200-9205	JUNIOR HIGH LIBRARY CLUB	\$ 77.65	\$ 0.00	\$ 0.00	\$ 0.00	\$ 0.00	\$ 77.65
200-9207	JUNIOR HIGH ROBOTICS FUND	0.00	300.00	410.00	0.00	0.00	410.00
200-9301	EASTERN ELEMENTARY STUDENT ACTIVITY FUND	711.10	0.00	0.00	380.42	511.00	200.10
200-9302	EASTERN ELEMENTARY ROBOTICS FUND	575.16	0.00	0.00	0.00	0.00	575.16
200-9611	HIGH SCHOOL INFORMED TEENS FUND	634.47	0.00	0.00	0.00	71.94	562.53
200-9612	JUNIOR HIGH INFORMED TEENS FUND	1,728.32	0.00	13.74	42.70	42.70	1,699.36
300-9115	JAZZ BAND	757.62	0.00	0.00	0.00	0.00	757.62
300-9116	CHOIR	926.25	0.00	0.00	0.00	243.54	682.71
300-9206	JUNIOR HIGH PHYS ED DEPARTMENT FUND	3,307.39	0.00	0.00	0.00	0.00	3,307.39
300-9210	JR HIGH INSTRUMENTAL	41.03	0.00	0.00	0.00	0.00	41.03
300-9600	ATHLETIC FUND	14,474.66	32,936.65	201,863.65	28,361.63	207,171.17	9,167.14
300-9601	ATHLETIC CAPITAL FUND	124,721.66	0.00	68,350.00	0.00	65,021.00	128,050.66
300-9602	ORCHESTRA	63.22	0.00	150.00	0.00	0.00	213.22
300-9603	ELEMENTARY MUSIC	1,572.09	0.00	0.00	0.00	0.00	1,572.09
300-9605	BAND	232.95	0.00	0.00	0.00	0.00	232.95
451-9025	DATA COMMUNICATION FUND	0.00	0.00	5,000.00	0.00	9,000.00	(4,000.00)
516-9024	IDEA PART B GRANTS	(6,603.49)	0.00	6,603.49	0.00	0.00	0.00
516-9025	IDEA PART B GRANTS	0.00	185,040.40	322,650.97	111,086.03	380,237.23	(57,586.26)
572-9024	TITLE I DISADVANTAGED CHILDREN	(53,633.00)	0.00	63,455.12	0.00	9,822.12	0.00
572-9025	TITLE I DISADVANTAGED CHILDREN	0.00	41,570.02	101,661.11	28,819.37	130,099.62	(28,438.51)
584-9924	STRONGER CONNECTIONS GRANT	(35,950.58)	0.00	35,950.58	0.00	0.00	0.00
587-9025	IDEA PRESCHOOL-HANDICAPPED	0.00	0.00	0.00	0.00	0.00	0.00
590-9025	IMPROVING TEACHER QUALITY	0.00	13,624.73	34,217.18	10,114.47	44,327.65	(10,110.47)
Grand Total		\$ 13,631,246.21	\$ 1,810,534.33	\$ 19,274,844.00	\$ 3,129,433.29	\$ 21,918,880.75	\$ 10,987,209.46

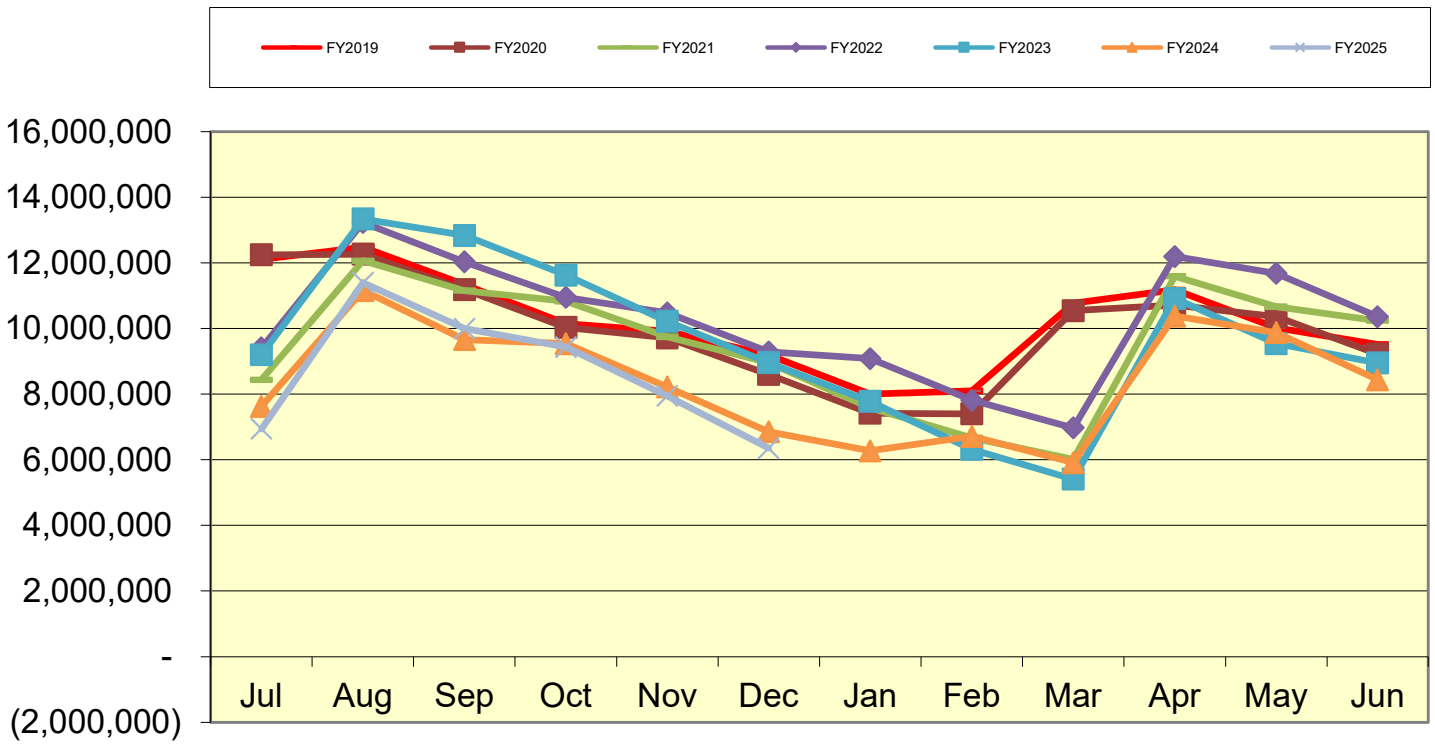
**LEXINGTON LOCAL SCHOOL DISTRICT
GENERAL FUND ONLY 2024-2025
SUMMARY OF RECEIPTS AND EXPENDITURES - FIVE YEAR FORECAST FORMAT**

LINE	DESCRIPTION	12/31/2024	FISCAL YEAR TO DATE Estimate	FISCAL YEAR TO DATE Actual	VARIANCE Estimate vs. Actual	PERCENT of VARIANCE
LINE 7.010	BEGINNING CASH BALANCE			\$ 8,439,869		
REVENUES						
LINE 1.010	Real Estate Tax	\$ 5,839,440	\$ 5,851,317	\$ 11,877		0.20%
LINE 1.020	Personal Property Tax	\$ 556,934	\$ 557,115	\$ 181		0.03%
LINE 1.030	Income Tax	\$ -	\$ -	\$ 0		
LINE 1.035	State Funding	\$ 4,821,905	\$ 4,820,143	(\$1,762)		-0.04%
LINE 1.040	Career Tech / Economic Disadv.	\$ 293,115	\$ 293,094	(\$21)		-0.01%
LINE 1.050	Property Tax Allocation	\$ 1,018,679	\$ 1,019,006	\$327		0.03%
LINE 1.060	Other Operating Revenue	\$ 469,643	\$ 451,072	(\$18,571)		-3.95%
LINE 1.070	TOTAL REVENUE	\$ 12,999,716	\$ 12,991,747	(\$7,969)		-0.06%
EXPENSES						
LINE 2.01	Proceeds from Notes	\$ -	\$ -	\$ 0		
LINE 2.04	Transfers In	\$ -	\$ -	\$ 0		
LINE 2.050	Advances In	\$ -	\$ -	\$ 0		#DIV/0!
LINE 2.060	Other Financing Sources	\$ -	\$ -	\$ 0		#DIV/0!
LINE 2.070	TOTAL OTHER SOURCES	\$ -	\$ -	\$ 0		#DIV/0!
LINE 2.080	TOTAL REVENUES & Sources	\$ 12,999,716	\$ 12,991,747	(\$7,969)		-0.06%
EXPENSES						
LINE 3.010	Salaries	\$ 7,861,833	\$ 7,871,614	(\$9,781)		-0.12%
LINE 3.020	Retirement and Benefits	\$ 3,928,011	\$ 3,955,139	(\$27,128)		-0.69%
LINE 3.030	Purchased Services	\$ 1,987,017	\$ 2,049,817	(\$62,800)		-3.16%
LINE 3.040	Supplies and Materials	\$ 978,531	\$ 1,002,328	(\$23,797)		-2.43%
LINE 3.050	Capital Outlay and Equipment	\$ 43,252	\$ 47,239	(\$3,987)		-9.22%
LINE 3.06	INTERGOVERNMENTAL	\$ -	\$ -	\$ 0		
LINE 4.020	DEBT SERVICE - Notes	\$ -	\$ -	\$ 0		
LINE 4.060	DEBT SERVICE - Interest charges	\$ -	\$ -	\$ 0		
LINE 4.300	Other Objects	\$ 158,289	\$ 156,561	\$1,728		1.09%
LINE 4.500	TOTAL EXPENDITURES	\$ 14,956,933	\$ 15,082,698	(\$125,765)		-0.84%
LINE 5.00	TRANSFERS OUT	\$ -	\$ -	\$ 0		
LINE 5.02	ADVANCES OUT	\$ -	\$ -	\$ 0		
LINE 5.03	ALL OTHER USES	\$ -	\$ -	\$ 0		
LINE 5.040	TOTAL OTHER USES	\$ -	\$ -	\$ 0		
LINE 5.050	TOTAL EXPENDITURES & USES	\$ 14,956,933	\$ 15,082,698	(\$125,765)		-0.84%
		Estimate	Actual	Variance		
LINE 6.010	REVENUES OVER EXPENSES	\$ (1,957,217)	\$ (2,090,951)	(\$133,734)		
LINE 7.020	ENDING CASH BALANCE	\$ 6,482,652	\$ 6,348,918	(\$133,734)		
	Less Reserves	\$ (87,929)	\$ (87,929)	\$ -		
LINE 8.010	Less Outstanding Encumbrances	\$ (2,650,000)	\$ (2,503,794)	\$ 146,206		-5.52%
LINE 15.010	Unreserved Fund Balance	\$ 3,744,723	\$ 3,757,195	\$12,472		0.33%
		Estimate	Actual	Benchmark Yr. End		
	Salaries/Benefits as % of Revenue	90.7%	91.0%	80.1% or below		
	True Days Cash - Calendar Days on which can operate	46	46	90 or above optimal		

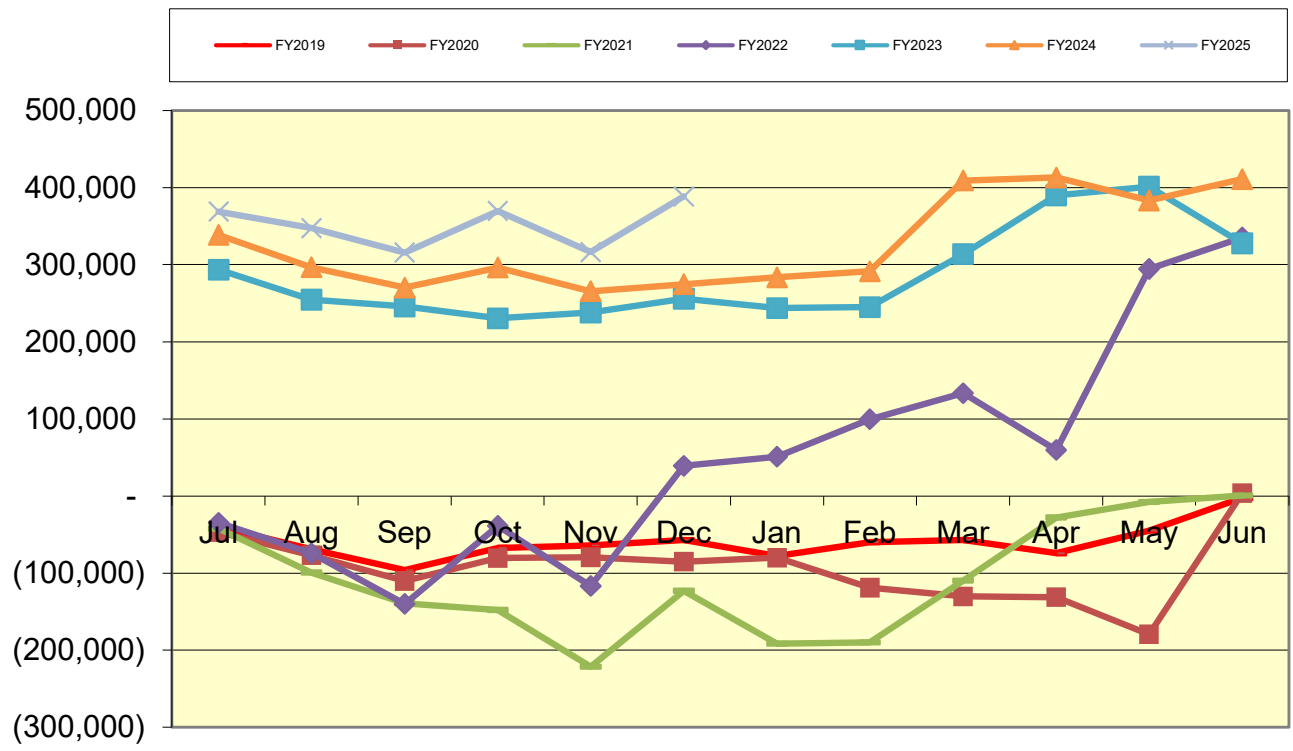
LEXINGTON LOCAL SCHOOLS Spending Plan Summary

ODE Line Number	Monthly Estimate	Monthly Actual	Monthly Difference	FYTD Estimate	FYTD Actual	FYTD Difference
01.010 General Property (Real Estate)	\$ 0.00	\$ 0.00	\$ 0.00	\$ 5,839,440.00	\$ 5,851,317.31	\$ 11,877.31
01.020 Tangible Personal Property Tax	0.00	0.00	0.00	556,934.00	557,114.71	180.71
01.030 Income Tax	0.00	0.00	0.00	0.00	0.00	0.00
01.035 Unrestricted Grants-in-Aid	770,000.00	768,238.12	(1,761.88)	4,821,905.00	4,820,143.37	(1,761.63)
01.040 Restricted Grants-in-Aid	53,000.00	52,978.87	(21.13)	293,115.00	293,094.21	(20.79)
01.045 Restricted Federal Grants-in-Aid - SFSF	0.00	0.00	0.00	0.00	0.00	0.00
01.050 State Share of Local Property Taxes	0.00	326.47	326.47	1,018,679.00	1,019,005.79	326.79
01.060 All Other Operating Revenue	55,000.00	36,429.16	(18,570.84)	469,643.00	451,071.71	(18,571.29)
01.070 Total Revenue	878,000.00	857,972.62	(20,027.38)	12,999,716.00	12,991,747.10	(7,968.90)
02.010 Proceeds from Sale of Notes	0.00	0.00	0.00	0.00	0.00	0.00
02.020 State Emergency Loans & Advancements (Approved)	0.00	0.00	0.00	0.00	0.00	0.00
02.040 Operating Transfers-In	0.00	0.00	0.00	0.00	0.00	0.00
02.050 Advances-In	0.00	0.00	0.00	0.00	0.00	0.00
02.060 All Other Financial Sources	0.00	0.00	0.00	0.00	0.00	0.00
02.070 Total Other Financing Sources	0.00	0.00	0.00	0.00	0.00	0.00
02.080 Total Revenues and Other Financing Sources	878,000.00	857,972.62	(20,027.38)	12,999,716.00	12,991,747.10	(7,968.90)
03.010 Personal Services	1,320,000.00	1,329,780.53	9,780.53	7,861,833.00	7,871,613.68	9,780.68
03.020 Employees' Retirement/Insurance Benefits	650,000.00	677,129.06	27,129.06	3,928,011.00	3,955,139.24	27,128.24
03.030 Purchased Services	300,000.00	362,799.80	62,799.80	1,987,017.00	2,049,816.52	62,799.52
03.040 Supplies and Materials	50,000.00	73,798.15	23,798.15	978,531.00	1,002,328.43	23,797.43
03.050 Capital Outlay	5,000.00	8,988.20	3,988.20	43,252.00	47,239.47	3,987.47
03.060 Intergovernmental	0.00	0.00	0.00	0.00	0.00	0.00
04.010 Debt Service: All Principal (Historical)	0.00	0.00	0.00	0.00	0.00	0.00
04.020 Debt Service: Principal-Notes	0.00	0.00	0.00	0.00	0.00	0.00
04.030 Debt Service: Principal - State Loans	0.00	0.00	0.00	0.00	0.00	0.00
04.040 Debt Service: Principal - State Advancements	0.00	0.00	0.00	0.00	0.00	0.00
04.050 Debt Service: Principal - HB 264 Loans	0.00	0.00	0.00	0.00	0.00	0.00
04.055 Debt Service: Principal - Other	0.00	0.00	0.00	0.00	0.00	0.00
04.060 Debt Service: Interest and Fiscal Charges	0.00	0.00	0.00	0.00	0.00	0.00
04.300 Other Objects	3,000.00	1,271.78	(1,728.22)	158,289.00	156,560.66	(1,728.34)
04.500 Total Expenditures	2,328,000.00	2,453,767.52	125,767.52	14,956,933.00	15,082,698.00	125,765.00
05.010 Operational Transfers - Out	0.00	0.00	0.00	0.00	0.00	0.00
05.020 Advances - Out	0.00	0.00	0.00	0.00	0.00	0.00
05.030 All Other Financing Uses	0.00	0.00	0.00	0.00	0.00	0.00
05.040 Total Other Financing Uses	0.00	0.00	0.00	0.00	0.00	0.00
05.050 Total Expenditure and Other Financing Uses	2,328,000.00	2,453,767.52	125,767.52	14,956,933.00	15,082,698.00	125,765.00
06.010 Excess Rev & Oth Financing Sources over(under) Exp & Oth F	(1,450,000.00)	(1,595,794.90)	(145,794.90)	(1,957,217.00)	(2,090,950.90)	(133,733.90)
07.010 Cash Balance-July1 -Excluding Proposed Renew/Replace & New	0.00	7,944,713.36	7,944,713.36	8,439,869.36	8,439,869.36	0.00
07.020 Cash Balance June 30	(1,450,000.00)	6,348,918.46	7,798,918.46	6,482,652.36	6,348,918.46	(133,733.90)
08.010 Estimated Encumbrances June 30	(350,000.00)	2,503,793.69	2,853,793.69	2,650,000.00	2,503,793.69	(146,206.31)

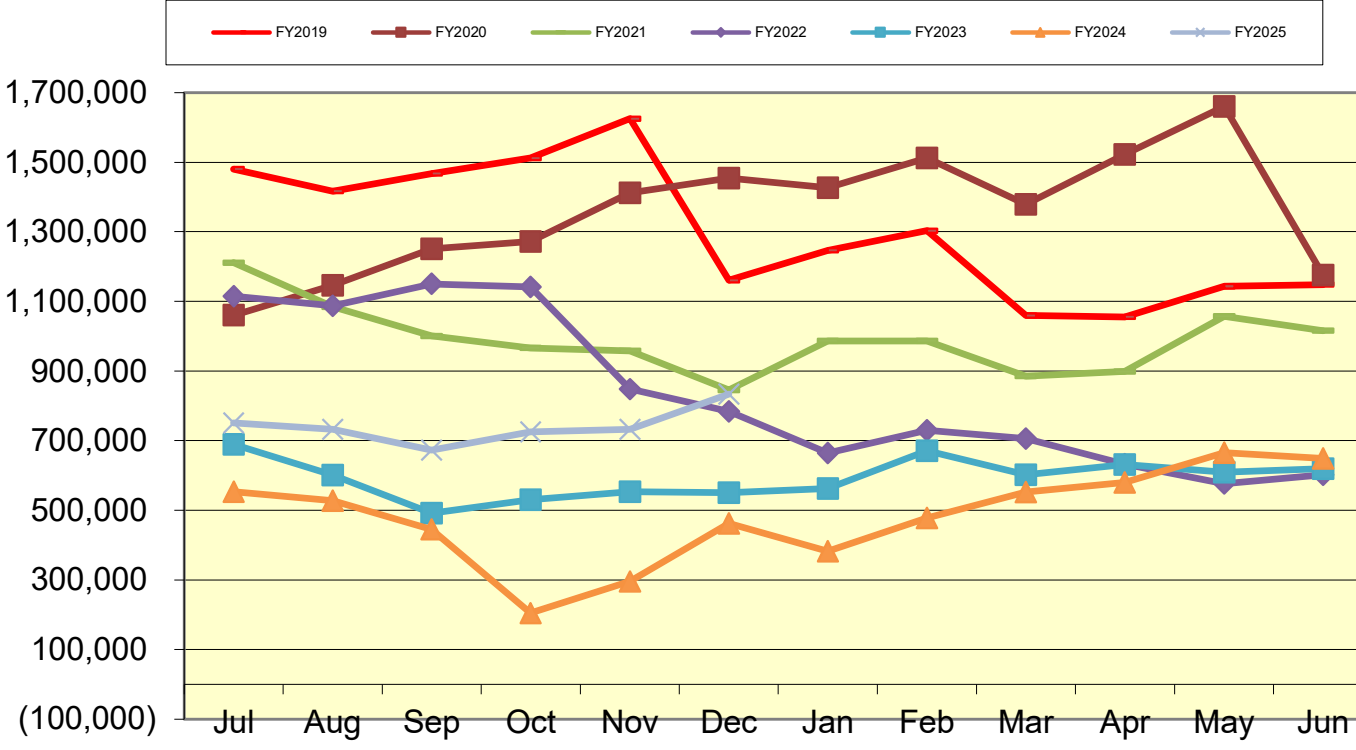
Lexington Local Schools General Fund Cash Balance



Lexington Local Schools Food Service Fund Cash Balance



Lexington Local Schools Employee Benefits Fund Cash Balance



Lexington Local Schools

Permanent Improvement Fund
12/31/2024

	Budgeted Amount	Actual Fiscal Year Expended	Current Encumbrances	Expenses / Encumbrances Over/Under Estimate	Remaining Estimated PI Project Costs
Instruction and Administration					
Western Elementary Equipment/Materials	\$ 5,000.00	\$ -	\$ -	\$5,000.00	\$5,000.00
Eastern Elementary Equipment/Materials	\$ 5,000.00	\$ -	\$ -	\$5,000.00	\$5,000.00
Central Elementary Equipment/Materials	\$ 5,000.00	\$ -	\$ -	\$5,000.00	\$5,000.00
Central Music Equipment	\$ 1,500.00	\$ -	\$ -	\$1,500.00	\$1,500.00
Preschool Equipment/Materials	\$ 5,500.00	\$ -	\$ -	\$5,500.00	\$5,500.00
Maintenance/Security					
Western Roof	\$ 100,000.00	\$ 98,933.58	\$ -	\$1,066.42	\$1,066.42
Transportation					
New buses	\$ 130,305.00	\$ 130,305.00	\$ -	\$0.00	\$0.00
New Truck/Trailer	\$ 48,550.00	\$ 43,835.00	\$ 5,000.00	(\$285.00)	(\$285.00)
Technology					
Computers, servers, tech equip., etc.	\$ 185,000.00	\$ 54,923.06	\$ 2,640.00	\$127,436.94	\$127,436.94
Food Service					
Food Service Equipment	\$ -	\$ -	\$ -	\$0.00	\$0.00
Athletics and Student Activities					
HS Athletics Equipment	\$ 10,000.00	\$ 1,695.00	\$ 305.00	\$8,000.00	\$8,000.00
Fees					
Tax Collection Fees	\$ 16,000.00	\$ 5,187.31	\$ -	\$10,812.69	\$10,812.69
Totals					
	\$ 511,855.00	\$ 334,878.95	\$ 7,945.00	\$169,031.05	\$169,031.05
Total Budgeted	\$ 511,855.00				
Actual Cash Balance 7/1/24					
Actual Cash Balance 7/1/24	\$ 2,295.96				
Revenues FY25 - Taxes from levy	\$ 336,780.88				
Expenditures FY25	\$ (334,878.95)				
Current Cash Balance	\$4,197.89				
Current Encumbrances	\$ (7,945.00)				
Available Balance	(\$3,747.11)				
Summary					
Remaining Estimated Revenues FY25 - Taxes from levy	\$ 413,219.12				
Less: Remaining Estimated PI Project Costs	(\$169,031.05)				
6/30/25 Estimated Unencumbered Carryover	\$ 240,440.96				

Lexington Local Schools

Food Service Fund 2024-25 vs. 2023-2024 vs. 2022-2023

							Beginning Balance 7/1/24	\$ 411,050
2024-2025 Through 12/31/24								
<i>Revenues</i>	District-Wide	HS/JH	Junior High	Eastern	Central	Western	Total	
Student Type A, Ezpay, Misc	\$ -	\$ 89,720	\$ -	\$ 35,521	\$ 28,243	\$ 24,228	\$ 177,712	
Student Break, Milk & A La Carte	\$ -	\$ 54,147	\$ -	\$ 5,776	\$ 2,807	\$ 2,416	\$ 65,146	
Adult & Misc revenues	\$ 16,275	\$ 3,781	\$ -	\$ 606	\$ 137	\$ 121	\$ 20,920	
State Reimb	\$ -	\$ 2,238	\$ -	\$ 1,119	\$ 1,119	\$ 1,119	\$ 5,595	
Federal Reimb	\$ -	\$ 80,078	\$ -	\$ 45,171	\$ 39,066	\$ 26,586	\$ 190,901	
Transfer In	\$ -	\$ -	\$ -	\$ -	\$ -	\$ -	\$ -	
Total Revenues	\$ 16,275	\$ 229,964	\$ -	\$ 88,193	\$ 71,372	\$ 54,470	\$ 460,274	
<i>Expenses</i>								
Wages	\$ 28,440	\$ 75,961	\$ -	\$ 32,107	\$ 27,262	\$ 21,669	\$ 185,439	
Severance	\$ -	\$ -	\$ -	\$ -	\$ -	\$ -	\$ -	
Retirement	\$ 7,189	\$ 16,906	\$ -	\$ 6,998	\$ 6,138	\$ 4,330	\$ 41,561	
Medical	\$ 5,933	\$ 44,241	\$ -	\$ -	\$ 4,933	\$ 10,733	\$ 65,840	
Life, Dent, MC, WC	\$ 895	\$ 3,216	\$ -	\$ 648	\$ 816	\$ 959	\$ 6,534	
Purch Serv, Repairs, Phone, Post	\$ 4,157	\$ 1,119	\$ -	\$ 335	\$ 2,167	\$ 335	\$ 8,113	
Supplies	\$ 13,169	\$ -	\$ -	\$ -	\$ -	\$ -	\$ 13,169	
Food Costs	\$ -	\$ 85,235	\$ -	\$ 48,647	\$ 16,324	\$ 11,710	\$ 161,916	
Equipment	\$ -	\$ -	\$ -	\$ -	\$ -	\$ -	\$ -	
Other Costs	\$ -	\$ -	\$ -	\$ -	\$ -	\$ -	\$ -	
Total Expenses	\$ 59,783	\$ 226,678	\$ -	\$ 88,735	\$ 57,640	\$ 49,736	\$ 482,572	
Net Gain (Loss)	\$ (43,508)	\$ 3,286	\$ -	\$ (542)	\$ 13,732	\$ 4,734	\$ (22,298)	
							Ending Cash Balance 12/31/24	\$ 388,752

							Beginning Balance 7/1/23	\$ 327,645
2023-2024 Through 12/31/23								
<i>Revenues</i>	District-Wide	HS/JH	Junior High	Eastern	Central	Western	Total	
Student Type A, Ezpay, Misc	\$ -	\$ 91,904	\$ -	\$ 35,789	\$ 27,827	\$ 27,928	\$ 183,448	
Student Break, Milk & A La Carte	\$ -	\$ 50,676	\$ -	\$ 4,787	\$ 2,788	\$ 2,042	\$ 60,293	
Adult & Misc revenues	\$ 8,989	\$ 3,159	\$ -	\$ 418	\$ 365	\$ 150	\$ 13,081	
State Reimb	\$ -	\$ -	\$ -	\$ -	\$ -	\$ -	\$ -	
Federal Reimb	\$ -	\$ 75,047	\$ -	\$ 42,568	\$ 33,035	\$ 26,630	\$ 177,280	
Transfer In	\$ -	\$ -	\$ -	\$ -	\$ -	\$ -	\$ -	
Total Revenues	\$ 8,989	\$ 220,786	\$ -	\$ 83,562	\$ 64,015	\$ 56,750	\$ 434,102	
<i>Expenses</i>								
Wages	\$ 27,612	\$ 76,457	\$ -	\$ 48,237	\$ 23,342	\$ 21,144	\$ 196,792	
Severance	\$ -	\$ 5,137	\$ -	\$ -	\$ 684	\$ -	\$ 5,821	
Retirement	\$ 6,957	\$ 17,327	\$ -	\$ 8,764	\$ 4,206	\$ 3,814	\$ 41,068	
Medical	\$ 5,565	\$ 39,005	\$ -	\$ -	\$ 7,983	\$ 10,068	\$ 62,621	
Life, Dent, MC, WC	\$ 692	\$ 2,660	\$ -	\$ 685	\$ 650	\$ 720	\$ 5,407	
Purch Serv, Repairs, Phone, Post	\$ 1,690	\$ 360	\$ -	\$ 732	\$ 385	\$ 335	\$ 3,502	
Supplies	\$ 8,829	\$ -	\$ -	\$ -	\$ -	\$ -	\$ 8,829	
Food Costs	\$ -	\$ 85,163	\$ -	\$ 49,226	\$ 13,890	\$ 13,252	\$ 161,531	
Equipment	\$ 1,363	\$ -	\$ -	\$ -	\$ -	\$ -	\$ 1,363	
Other Costs	\$ -	\$ -	\$ -	\$ -	\$ -	\$ -	\$ -	
Total Expenses	\$ 52,708	\$ 226,109	\$ -	\$ 107,644	\$ 51,140	\$ 49,333	\$ 486,934	
Net Gain (Loss)	\$ (43,719)	\$ (5,323)	\$ -	\$ (24,082)	\$ 12,875	\$ 7,417	\$ (52,832)	
							Ending Cash Balance 12/31/23	\$ 274,813

							Beginning Balance 7/1/22	\$ 335,154
2022-2023 Through 12/31/22								
<i>Revenues</i>	District-Wide	HS/JH	Junior High	Eastern	Central	Western	Total	
Student Type A, Ezpay, Misc	\$ -	\$ 94,724	\$ -	\$ 30,148	\$ 25,650	\$ 20,988	\$ 171,510	
Student Break, Milk & A La Carte	\$ -	\$ 33,503	\$ -	\$ 3,650	\$ 2,697	\$ 1,654	\$ 41,504	
Adult & Misc revenues	\$ 7,606	\$ 2,271	\$ -	\$ 361	\$ 92	\$ 116	\$ 10,446	
State Reimb	\$ -	\$ -	\$ -	\$ -	\$ -	\$ -	\$ -	
Federal Reimb	\$ -	\$ 52,069	\$ -	\$ 27,703	\$ 21,977	\$ 13,470	\$ 115,219	
Transfer In	\$ -	\$ -	\$ -	\$ -	\$ -	\$ -	\$ -	
Total Revenues	\$ 7,606	\$ 182,567	\$ -	\$ 61,862	\$ 50,416	\$ 36,228	\$ 338,679	
<i>Expenses</i>								
Wages	\$ 26,656	\$ 90,213	\$ -	\$ 26,373	\$ 18,183	\$ 19,686	\$ 181,111	
Severance	\$ -	\$ -	\$ -	\$ -	\$ -	\$ -	\$ -	
Retirement	\$ 6,728	\$ 17,412	\$ -	\$ 3,692	\$ 5,270	\$ 4,262	\$ 37,364	
Medical	\$ 5,059	\$ 31,171	\$ -	\$ 9,153	\$ 4,206	\$ 9,153	\$ 58,742	
Life, Dent, MC, WC	\$ 666	\$ 2,706	\$ -	\$ 626	\$ 800	\$ 510	\$ 5,308	
Purch Serv, Repairs, Phone, Post	\$ 1,559	\$ 554	\$ -	\$ 335	\$ 335	\$ 335	\$ 3,118	
Supplies	\$ 4,250	\$ -	\$ -	\$ -	\$ -	\$ -	\$ 4,250	
Food Costs	\$ -	\$ 68,678	\$ -	\$ 34,955	\$ 15,316	\$ 8,897	\$ 127,846	
Equipment	\$ -	\$ -	\$ -	\$ -	\$ -	\$ -	\$ -	
Other Costs	\$ -	\$ -	\$ -	\$ -	\$ -	\$ -	\$ -	
Total Expenses	\$ 44,918	\$ 210,734	\$ -	\$ 75,134	\$ 44,110	\$ 42,843	\$ 417,739	
Net Gain (Loss)	\$ (37,312)	\$ (28,167)	\$ -	\$ (13,272)	\$ 6,306	\$ (6,615)	\$ (79,060)	
							Ending Cash Balance 12/31/22	\$ 256,094

Start Date: 12/1/2024

End Date: 12/31/2024

LEXINGTON LOCAL SCHOOLS Disbursement Summary Report

Reference Number	Check Number	Type	Date	Name	Vendor #	Status	Reconcile Date	Void Date	Amount
47364	99273	ACCOUNTS_P AYABLE	12/4/2024	MANSFIELD ART CENTER	5743	RECONCILED	12/9/2024		\$ 308.00
47365	99274	ACCOUNTS_P AYABLE	12/4/2024	24HourWristb ands.Com	10773	RECONCILED	12/11/2024		170.00
47399	99275	ACCOUNTS_P AYABLE	12/4/2024	ALFRED NICKLES BAKERY	613	RECONCILED	12/10/2024		1,911.74
47367	99276	ACCOUNTS_P AYABLE	12/4/2024	AMANDA BADERTSCH ER	13224	RECONCILED	12/11/2024		80.00
47366	99277	ACCOUNTS_P AYABLE	12/4/2024	AMAZON CAPITAL SERVICES	13575	RECONCILED	12/17/2024		2,297.01
47419	99278	ACCOUNTS_P AYABLE	12/4/2024	ASHLEY TODD	10907	RECONCILED	12/17/2024		365.04
47368	99279	ACCOUNTS_P AYABLE	12/4/2024	BAKER VEHICLE SYSTEMS, INC.	6088	RECONCILED	12/10/2024		57.84
47370	99280	ACCOUNTS_P AYABLE	12/4/2024	BLICK ART MATERIALS	153	RECONCILED	12/13/2024		26.36
47371	99281	ACCOUNTS_P AYABLE	12/4/2024	BRICKER GRAYDON LLP	10997	RECONCILED	12/10/2024		16,448.00
47372	99282	ACCOUNTS_P AYABLE	12/4/2024	BRIDGEWAY ACADEMY	11513	RECONCILED	12/12/2024		6,371.00
47373	99283	ACCOUNTS_P AYABLE	12/4/2024	BUREAU OF EDUCATION & RESEARCH	3210	RECONCILED	12/19/2024		295.00
47427	99284	ACCOUNTS_P AYABLE	12/4/2024	CAPITAL ONE	3469	RECONCILED	12/12/2024		221.56
47374	99285	ACCOUNTS_P AYABLE	12/4/2024	CARDINAL BUS SALES & SERVICE	6515	RECONCILED	12/10/2024		1,592.33
47376	99286	ACCOUNTS_P AYABLE	12/4/2024	COLE DISTRIBUTIN G	9752	RECONCILED	12/9/2024		8,966.93
47377	99287	ACCOUNTS_P AYABLE	12/4/2024	COMDOC INC	13671	RECONCILED	12/11/2024		771.43
47378	99288	ACCOUNTS_P AYABLE	12/4/2024	CORE & MAIN LP	13063	RECONCILED	12/11/2024		28.90
47379	99289	ACCOUNTS_P AYABLE	12/4/2024	CULLIGAN QUALITY WATER	610	RECONCILED	12/10/2024		37.00
47405	99290	ACCOUNTS_P AYABLE	12/4/2024	DAHNI REYNOLDS	13829	RECONCILED	12/13/2024		723.85
47381	99291	ACCOUNTS_P AYABLE	12/4/2024	DELL FINANCIAL SERVICES	10287	RECONCILED	12/16/2024		1,976.75
47382	99292	ACCOUNTS_P AYABLE	12/4/2024	EAST SIDE JERSEY DAIRY	14205	RECONCILED	12/11/2024		5,213.45
47394	99293	ACCOUNTS_P AYABLE	12/4/2024	ELISHA LUCIER	13952	RECONCILED	12/10/2024		214.40
47416	99294	ACCOUNTS_P AYABLE	12/4/2024	ELIZABETH A. RIEGEL	10733	RECONCILED	12/11/2024		300.00
47384	99295	ACCOUNTS_P AYABLE	12/4/2024	EQUIPARTS	11070	RECONCILED	12/10/2024		728.01
47386	99296	ACCOUNTS_P AYABLE	12/4/2024	GIONINO'S PIZZERIA	9153	RECONCILED	12/9/2024		56.00
47388	99297	ACCOUNTS_P AYABLE	12/4/2024	HILL INTERNATIO NAL TRUCKS	14024	RECONCILED	12/10/2024		521.31
47406	99298	ACCOUNTS_P AYABLE	12/4/2024	HOLLY RICE	8708	RECONCILED	12/30/2024		36.44
47389	99299	ACCOUNTS_P	12/4/2024	J & B	1555	RECONCILED	12/9/2024		276.36

Start Date: 12/1/2024

End Date: 12/31/2024

LEXINGTON LOCAL SCHOOLS Disbursement Summary Report

Reference Number	Check Number	Type	Date	Name	Vendor #	Status	Reconcile Date	Void Date	Amount
		AYABLE		ACCOUSTICA					
47387	99300	ACCOUNTS_P AYABLE	12/4/2024	JAMES HAYES	13087	RECONCILED	12/10/2024		\$ 388.14
47383	99301	ACCOUNTS_P AYABLE	12/4/2024	JEFF EICHORN	13282	RECONCILED	12/10/2024		675.00
47392	99302	ACCOUNTS_P AYABLE	12/4/2024	JENNIFER LAW	9606	RECONCILED	12/9/2024		42.70
47390	99303	ACCOUNTS_P AYABLE	12/4/2024	KELL ACE HARDWARE	8329	RECONCILED	12/10/2024		24.52
47375	99304	ACCOUNTS_P AYABLE	12/4/2024	KELLI CATANESE	13368	RECONCILED	12/11/2024		102.08
47391	99305	ACCOUNTS_P AYABLE	12/4/2024	KEY CLUB INTERNATIO NAL	1042	RECONCILED	12/16/2024		442.00
47393	99306	ACCOUNTS_P AYABLE	12/4/2024	LESCH BATTERY & POWER	9943	RECONCILED	12/9/2024		164.00
47397	99307	ACCOUNTS_P AYABLE	12/4/2024	LINDSAY MURFIELD	13997	RECONCILED	12/9/2024		212.72
47395	99308	ACCOUNTS_P AYABLE	12/4/2024	MENARDS	10810	RECONCILED	12/11/2024		730.97
47396	99309	ACCOUNTS_P AYABLE	12/4/2024	MID-OHIO ED. SERVICE CENTER	69	RECONCILED	12/11/2024		412.66
47398	99310	ACCOUNTS_P AYABLE	12/4/2024	NEOLA, INC	13432	RECONCILED	12/10/2024		1,375.00
47400	99311	ACCOUNTS_P AYABLE	12/4/2024	O.E. MEYER COMPANY	10829	RECONCILED	12/13/2024		214.63
47401	99312	ACCOUNTS_P AYABLE	12/4/2024	OHIO.NET INTERNET PROVIDERS	13038	RECONCILED	12/10/2024		511.03
47412	99313	ACCOUNTS_P AYABLE	12/4/2024	PAULA SHUPE	13189	RECONCILED	12/12/2024		64.00
47402	99314	ACCOUNTS_P AYABLE	12/4/2024	QUENCH USA INC	9919	RECONCILED	12/16/2024		49.86
47403	99315	ACCOUNTS_P AYABLE	12/4/2024	RAINBOW ROOTS, LLC	14104	RECONCILED	12/10/2024		1,293.75
47369	99316	ACCOUNTS_P AYABLE	12/4/2024	REBECCA BIGLEY	6615	RECONCILED	12/6/2024		710.00
47404	99317	ACCOUNTS_P AYABLE	12/4/2024	RENHILL GROUP, INC.	10075	RECONCILED	12/10/2024		38,418.33
47407	99318	ACCOUNTS_P AYABLE	12/4/2024	RIVER EDUCATION SERVICES INC	13290	RECONCILED	12/10/2024		22,720.00
47408	99319	ACCOUNTS_P AYABLE	12/4/2024	RUMPKE	11508	RECONCILED	12/12/2024		2,047.13
47409	99320	ACCOUNTS_P AYABLE	12/4/2024	SARVER PAVING COMPANY	9678	RECONCILED	12/12/2024		333.75
47410	99321	ACCOUNTS_P AYABLE	12/4/2024	SCHOOL HEALTH CORPORATIO N	7533	RECONCILED	12/12/2024		7,900.00
47411	99322	ACCOUNTS_P AYABLE	12/4/2024	SCHOOL SPECIALTY	6538	RECONCILED	12/16/2024		217.94
47413	99323	ACCOUNTS_P AYABLE	12/4/2024	SIESEL DISTRIBUTIN G	10297	RECONCILED	12/12/2024		1,415.23
47414	99324	ACCOUNTS_P AYABLE	12/4/2024	SKELTON'S, INC.	10534	RECONCILED	12/10/2024		185.00
47415	99325	ACCOUNTS_P AYABLE	12/4/2024	SMETZ'S TIRE SERVICE CENTER	10453	RECONCILED	12/12/2024		2,598.41

Start Date: 12/1/2024

End Date: 12/31/2024

LEXINGTON LOCAL SCHOOLS Disbursement Summary Report

Reference Number	Check Number	Type	Date	Name	Vendor #	Status	Reconcile Date	Void Date	Amount
47380	99326	ACCOUNTS_P AYABLE	12/4/2024	STACY DAVIS	7512	RECONCILED	12/23/2024		\$ 79.51
47417	99327	ACCOUNTS_P AYABLE	12/4/2024	STANTON SHEET MUSIC	22	RECONCILED	12/10/2024		72.00
47418	99328	ACCOUNTS_P AYABLE	12/4/2024	THE REHAB CENTER	11246	RECONCILED	12/11/2024		22,297.50
47420	99329	ACCOUNTS_P AYABLE	12/4/2024	TOTAL LINE REFRIGERAT ION	14109	RECONCILED	12/10/2024		307.00
47421	99330	ACCOUNTS_P AYABLE	12/4/2024	TREASURER, STATE OF OHIO	9906	RECONCILED	12/26/2024		101.25
47422	99331	ACCOUNTS_P AYABLE	12/4/2024	TRUCKPRO HOLDING CORP	13887	RECONCILED	12/13/2024		881.32
47423	99332	ACCOUNTS_P AYABLE	12/4/2024	UNITY SCHOOL BUS PARTS	5690	RECONCILED	12/11/2024		919.35
47385	99333	ACCOUNTS_P AYABLE	12/4/2024	VALERIE FRAIZER	11463	RECONCILED	12/9/2024		240.00
47424	99334	ACCOUNTS_P AYABLE	12/4/2024	VASU COMMUNICA TIONS, INC.	3309	RECONCILED	12/10/2024		1,778.68
47425	99335	ACCOUNTS_P AYABLE	12/4/2024	VERIZON WIRELESS	7415	RECONCILED	12/11/2024		772.09
47426	99336	ACCOUNTS_P AYABLE	12/4/2024	VILLAGE OF LEXINGTON	704	RECONCILED	12/10/2024		8,707.65
47428	99337	ACCOUNTS_P AYABLE	12/4/2024	XEROX CORPORATIO N	13945	RECONCILED	12/16/2024		2,757.34
47429	99338	ACCOUNTS_P AYABLE	12/6/2024	OMEA DISTRICT 10 TREASURER	3951	RECONCILED	12/10/2024		150.00
47439	99339	ACCOUNTS_P AYABLE	12/11/2024	OHIO HIGH SCHOOL ATH. ASSOC.	1039	RECONCILED	12/23/2024		90.00
47445	99340	ACCOUNTS_P AYABLE	12/11/2024	AWARDSMIT H	1370	RECONCILED	12/23/2024		720.00
47440	99341	ACCOUNTS_P AYABLE	12/11/2024	STANDARD PLUMBING & HEATING CO	4036	RECONCILED	12/17/2024		2,180.62
47438	99342	ACCOUNTS_P AYABLE	12/11/2024	SCHOOL SPECIALTY	6538	RECONCILED	12/20/2024		331.06
47446	99343	ACCOUNTS_P AYABLE	12/11/2024	TROY J WEAVER	7197	RECONCILED	12/17/2024		260.00
47448	99344	ACCOUNTS_P AYABLE	12/11/2024	HILLSDALE LOCAL SCHOOLS	8809	OUTSTANDIN G			225.00
47434	99345	ACCOUNTS_P AYABLE	12/11/2024	GIONINO'S PIZZERIA	9153	RECONCILED	12/20/2024		236.45
47444	99346	ACCOUNTS_P AYABLE	12/11/2024	AMERICAN EXPRESS	10314	RECONCILED	12/18/2024		358.94
47432	99347	ACCOUNTS_P AYABLE	12/11/2024	NORTH CENTRAL STATE COLLEGE	10401	RECONCILED	12/18/2024		1,926.57
47436	99348	ACCOUNTS_P AYABLE	12/11/2024	SKELTON'S, INC.	10534	OUTSTANDIN G			235.08
47433	99349	ACCOUNTS_P AYABLE	12/11/2024	GAME ONE	11017	OUTSTANDIN G			9,387.00
47441	99350	ACCOUNTS_P AYABLE	12/11/2024	CHRISTOPHE R GLENNON	13459	RECONCILED	12/16/2024		260.00
47431	99351	ACCOUNTS_P AYABLE	12/11/2024	AMAZON CAPITAL SERVICES	13575	RECONCILED	12/24/2024		242.15

Start Date: 12/1/2024

End Date: 12/31/2024

LEXINGTON LOCAL SCHOOLS Disbursement Summary Report

Reference Number	Check Number	Type	Date	Name	Vendor #	Status	Reconcile Date	Void Date	Amount
47430	99352	ACCOUNTS_P AYABLE	12/11/2024	NAPA	13723	RECONCILED	12/17/2024		\$ 3,502.80
47435	99353	ACCOUNTS_P AYABLE	12/11/2024	CASSANDRA RIGGLEMAN	14050	RECONCILED	12/13/2024		171.52
47442	99354	ACCOUNTS_P AYABLE	12/11/2024	MARION TECHNICAL COLLEGE	14134	RECONCILED	12/18/2024		114.61
47447	99355	ACCOUNTS_P AYABLE	12/11/2024	ERIC WENDLING	14161	RECONCILED	12/16/2024		140.00
47443	99356	ACCOUNTS_P AYABLE	12/11/2024	DIESEL USA GROUP COLUMBUS	14194	RECONCILED	12/18/2024		1,690.00
47437	99357	ACCOUNTS_P AYABLE	12/11/2024	APPERSON EDUCATION PRODUCTS INC	14204	RECONCILED	12/30/2024		180.87
47453	99358	ACCOUNTS_P AYABLE	12/12/2024	CULLIGAN QUALITY WATER	610	RECONCILED	12/18/2024		224.00
47451	99359	ACCOUNTS_P AYABLE	12/12/2024	BUREAU OF EDUCATION & RESEARCH	3210	RECONCILED	12/27/2024		295.00
47474	99360	ACCOUNTS_P AYABLE	12/12/2024	USI, INC.	3933	RECONCILED	12/19/2024		368.86
47471	99361	ACCOUNTS_P AYABLE	12/12/2024	SAM'S CLUB DIRECT	5566	RECONCILED	12/26/2024		1,099.27
47455	99362	ACCOUNTS_P AYABLE	12/12/2024	FLINN SCIENTIFIC	5830	RECONCILED	12/19/2024		101.09
47454	99363	ACCOUNTS_P AYABLE	12/12/2024	STACY DAVIS	7512	RECONCILED	12/23/2024		21.48
47461	99364	ACCOUNTS_P AYABLE	12/12/2024	KELL ACE HARDWARE	8329	RECONCILED	12/24/2024		20.98
47457	99365	ACCOUNTS_P AYABLE	12/12/2024	GIONINO'S PIZZERIA	9153	RECONCILED	12/20/2024		102.95
47452	99366	ACCOUNTS_P AYABLE	12/12/2024	COLE DISTRIBUTIN G	9752	RECONCILED	12/16/2024		1,151.02
47473	99367	ACCOUNTS_P AYABLE	12/12/2024	TREASURER, STATE OF OHIO	9906	RECONCILED	12/18/2024		20.50
47469	99368	ACCOUNTS_P AYABLE	12/12/2024	TRACEY PINKELMAN	10653	RECONCILED	12/18/2024		105.96
47463	99369	ACCOUNTS_P AYABLE	12/12/2024	MENARDS	10810	RECONCILED	12/26/2024		36.84
47472	99370	ACCOUNTS_P AYABLE	12/12/2024	THE REHAB CENTER	11246	RECONCILED	12/18/2024		1,125.00
47468	99371	ACCOUNTS_P AYABLE	12/12/2024	THE OHIO STATE UNIVERSITY	11385	OUTSTANDIN G			250.00
47460	99372	ACCOUNTS_P AYABLE	12/12/2024	J.W. PEPPER & SONS, INC	11630	RECONCILED	12/26/2024		704.99
47466	99373	ACCOUNTS_P AYABLE	12/12/2024	NOVA LUNA EDUC & CONSULTIN G	11942	RECONCILED	12/23/2024		300.00
47450	99374	ACCOUNTS_P AYABLE	12/12/2024	GALION COMMUNITY HOSPITAL	12104	RECONCILED	12/26/2024		65.00
47467	99375	ACCOUNTS_P AYABLE	12/12/2024	OADEP	13069	OUTSTANDIN G			125.00
47458	99376	ACCOUNTS_P AYABLE	12/12/2024	JAMES HAYES	13087	RECONCILED	12/16/2024		582.21
47449	99377	ACCOUNTS_P AYABLE	12/12/2024	AMAZON CAPITAL SERVICES	13575	RECONCILED	12/24/2024		22.70
47465	99378	ACCOUNTS_P	12/12/2024	NAPA	13723	RECONCILED	12/18/2024		17.77

Start Date: 12/1/2024

End Date: 12/31/2024

LEXINGTON LOCAL SCHOOLS Disbursement Summary Report

Reference Number	Check Number	Type	Date	Name	Vendor #	Status	Reconcile Date	Void Date	Amount
47456	99379	AYABLE ACCOUNTS_P	12/12/2024	GCL EDUCATION SERVICES, LLC	13827	RECONCILED	12/18/2024		\$ 2,880.00
47462	99380	AYABLE ACCOUNTS_P	12/12/2024	ELISHA LUCIER	13952	RECONCILED	12/19/2024		214.40
47459	99381	AYABLE ACCOUNTS_P	12/12/2024	HILL INTERNATIO NAL TRUCKS	14024	RECONCILED	12/17/2024		302.46
47470	99382	AYABLE ACCOUNTS_P	12/12/2024	CASSANDRA RIGGLEMAN	14050	RECONCILED	12/17/2024		323.00
47464	99383	AYABLE ACCOUNTS_P	12/12/2024	GRAYSON MURRAY	14195	RECONCILED	12/16/2024		284.00
47475	99384	AYABLE ACCOUNTS_P	12/13/2024	CHRISTOPHE R GLENNON	13459	RECONCILED	12/16/2024		140.00
47476	99385	REFUND	12/13/2024	OHIO HIGH SCHOOL ATH. ASSOC.	1039	RECONCILED	12/23/2024		2,896.00
47494	99386	AYABLE ACCOUNTS_P	12/16/2024	AGPARTS WORLDWIDE INC	13735	OUTSTANDIN G			1,097.50
47482	99387	AYABLE ACCOUNTS_P	12/16/2024	AMANDA BADERTSCH ER	13224	OUTSTANDIN G			80.00
47479	99388	AYABLE ACCOUNTS_P	12/16/2024	AMAZON CAPITAL SERVICES	13575	RECONCILED	12/24/2024		738.52
47495	99389	AYABLE ACCOUNTS_P	12/16/2024	BRIDGEWAY THERAPY CENTER	13818	RECONCILED	12/27/2024		140.00
47485	99390	AYABLE ACCOUNTS_P	12/16/2024	CDW-G GOVERNMEN T, INC.	7886	RECONCILED	12/26/2024		145.20
47484	99391	AYABLE ACCOUNTS_P	12/16/2024	COMDOC INC	13671	RECONCILED	12/24/2024		213.00
47489	99392	AYABLE ACCOUNTS_P	12/16/2024	CULLIGAN QUALITY WATER	610	RECONCILED	12/26/2024		41.00
47491	99393	AYABLE ACCOUNTS_P	12/16/2024	CUSTOM INK	12057	OUTSTANDIN G			840.72
47486	99394	AYABLE ACCOUNTS_P	12/16/2024	ELIZABETH A. RIEGEL	10733	RECONCILED	12/24/2024		150.00
47478	99395	AYABLE ACCOUNTS_P	12/16/2024	GRADY ENTERPRISE S, INC.	9664	RECONCILED	12/31/2024		1,247.43
47493	99396	AYABLE ACCOUNTS_P	12/16/2024	JENNIFER LAW	9606	RECONCILED	12/20/2024		52.24
47481	99397	AYABLE ACCOUNTS_P	12/16/2024	KROGER COMPANY	5498	RECONCILED	12/23/2024		29.25
47492	99398	AYABLE ACCOUNTS_P	12/16/2024	MARCO'S PIZZA	7519	RECONCILED	12/23/2024		353.18
47487	99399	AYABLE ACCOUNTS_P	12/16/2024	MID-OHIO ED. SERVICE CENTER	69	RECONCILED	12/19/2024		8,400.00
47483	99400	AYABLE ACCOUNTS_P	12/16/2024	NORTH CENTRAL OHIO ESC	9382	RECONCILED	12/23/2024		6,611.12
47480	99401	AYABLE ACCOUNTS_P	12/16/2024	NORTHRUP & ASSOCIATES	14209	RECONCILED	12/23/2024		690.00
47490	99402	AYABLE ACCOUNTS_P	12/16/2024	SPARKJOY ABA, LLC	14210	RECONCILED	12/23/2024		1,004.78
47488	99403	AYABLE ACCOUNTS_P	12/16/2024	SPECIALIZED EDUCATION OF OHIO,	13693	RECONCILED	12/23/2024		4,530.20

Start Date: 12/1/2024

End Date: 12/31/2024

LEXINGTON LOCAL SCHOOLS Disbursement Summary Report

Reference Number	Check Number	Type	Date	Name	Vendor #	Status	Reconcile Date	Void Date	Amount
47477	99404	ACCOUNTS_P AYABLE	12/16/2024	INC TRANSPORTA TION ACCESSORIE S CO.	819	RECONCILED	12/24/2024		\$ 536.98
47504	99405	REFUND	12/18/2024	MADISON LOCAL SCHOOLS	928	OUTSTANDIN G			1,837.24
47505	99406	ACCOUNTS_P AYABLE	12/18/2024	AMAZON CAPITAL SERVICES	13575	RECONCILED	12/31/2024		168.31
47520	99407	ACCOUNTS_P AYABLE	12/18/2024	BRIDGEWAY THERAPY CENTER	13818	OUTSTANDIN G			1,500.00
47523	99408	ACCOUNTS_P AYABLE	12/18/2024	COLE DISTRIBUTIN G	9752	RECONCILED	12/23/2024		5,382.38
47509	99409	ACCOUNTS_P AYABLE	12/18/2024	COMMERICA L PARTS & SERVICE	11505	OUTSTANDIN G			632.77
47515	99410	ACCOUNTS_P AYABLE	12/18/2024	FORGET-ME- NOT FLOWER SHOP,INC.	5460	RECONCILED	12/23/2024		93.00
47521	99411	ACCOUNTS_P AYABLE	12/18/2024	FORT'S INDUSTRIAL ENGINES, INC	816	RECONCILED	12/30/2024		116.84
47519	99412	ACCOUNTS_P AYABLE	12/18/2024	FURBAY/MAN SFIELD ELECTRIC	8458	RECONCILED	12/23/2024		46.52
47513	99413	ACCOUNTS_P AYABLE	12/18/2024	HD SUPPLY FACILITIES	6504	RECONCILED	12/30/2024		37.99
47512	99414	ACCOUNTS_P AYABLE	12/18/2024	HEALTHCAR E BILLING SERVICES	11018	RECONCILED	12/24/2024		220.75
47510	99415	ACCOUNTS_P AYABLE	12/18/2024	J & B ACCOUSTICA L	1555	RECONCILED	12/23/2024		419.84
47516	99416	ACCOUNTS_P AYABLE	12/18/2024	JULIA PILL	14212	RECONCILED	12/27/2024		119.24
47518	99417	ACCOUNTS_P AYABLE	12/18/2024	KAHL'S TELECOMMU NICATIONS	7813	RECONCILED	12/27/2024		270.00
47522	99418	ACCOUNTS_P AYABLE	12/18/2024	LINDSAY MURFIELD	13997	RECONCILED	12/20/2024		60.70
47517	99419	ACCOUNTS_P AYABLE	12/18/2024	MID-OHIO AUTO REPAIR	8414	RECONCILED	12/23/2024		51.00
47511	99420	ACCOUNTS_P AYABLE	12/18/2024	NAPA	13723	RECONCILED	12/24/2024		42.95
47507	99421	ACCOUNTS_P AYABLE	12/18/2024	NORTHWEST REGIONAL SYSTEMS	10741	RECONCILED	12/24/2024		2,419.40
47514	99422	ACCOUNTS_P AYABLE	12/18/2024	OHIO HEALTH CONSORTIU M	10192	RECONCILED	12/23/2024		224.00
47508	99423	ACCOUNTS_P AYABLE	12/18/2024	PIONEER MANUFACTU RING CO.	1020	RECONCILED	12/23/2024		114.41
47506	99424	ACCOUNTS_P AYABLE	12/18/2024	SIESEL DISTRIBUTIN G	10297	RECONCILED	12/24/2024		3,910.72
47525	99425	ACCOUNTS_P AYABLE	12/19/2024	BOWLING GREEN STATE	9864	OUTSTANDIN G			1,164.00

Start Date: 12/1/2024

End Date: 12/31/2024

LEXINGTON LOCAL SCHOOLS Disbursement Summary Report

Reference Number	Check Number	Type	Date	Name	Vendor #	Status	Reconcile Date	Void Date	Amount
47524	99426	ACCOUNTS_P AYABLE	12/19/2024	UNIVERSITY HAMPTON INN- BOWLING GREEN	13262	RECONCILED	12/30/2024		\$ 2,964.00
47526	99427	ACCOUNTS_P AYABLE	12/20/2024	JAMES HAYES	13087	RECONCILED	12/23/2024		776.28
47527	99428	ACCOUNTS_P AYABLE	12/23/2024	JAMES HAYES	13087	RECONCILED	12/24/2024		970.35
47528	99429	ACCOUNTS_P AYABLE	12/23/2024	ELISHA LUCIER	13952	RECONCILED	12/24/2024		428.80
47529	99430	ACCOUNTS_P AYABLE	12/23/2024	ELISHA LUCIER	13952	RECONCILED	12/24/2024		428.80
47550	99431	ACCOUNTS_P AYABLE	12/31/2024	A.I.S. COMMERCIA L PARTS & SERVICES, INC	13761	OUTSTANDIN G			255.00
47543	99432	ACCOUNTS_P AYABLE	12/31/2024	ALFRED NICKLES BAKERY	613	OUTSTANDIN G			1,645.32
47565	99433	ACCOUNTS_P AYABLE	12/31/2024	AMANDA BADERTSCH ER	13224	OUTSTANDIN G			60.00
47538	99434	ACCOUNTS_P AYABLE	12/31/2024	AMAZON CAPITAL SERVICES	13575	OUTSTANDIN G			2,799.31
47536	99435	ACCOUNTS_P AYABLE	12/31/2024	AMERICAN ELECTRIC POWER	701	OUTSTANDIN G			22,262.88
47588	99436	ACCOUNTS_P AYABLE	12/31/2024	AUDRIANA MARTING	14217	OUTSTANDIN G			1,000.00
47573	99437	ACCOUNTS_P AYABLE	12/31/2024	AWARDSMIT H	1370	OUTSTANDIN G			122.00
47542	99438	ACCOUNTS_P AYABLE	12/31/2024	BRICKER GRAYDON LLP	10997	OUTSTANDIN G			16,198.00
47540	99439	ACCOUNTS_P AYABLE	12/31/2024	CARDINAL BUS SALES & SERVICE	6515	OUTSTANDIN G			1,212.76
47583	99440	ACCOUNTS_P AYABLE	12/31/2024	CBIZ BENEFITS & INSURANCE	8780	OUTSTANDIN G			2,750.00
47596	99441	ACCOUNTS_P AYABLE	12/31/2024	CDW-G GOVERNMEN T, INC.	7886	OUTSTANDIN G			23,964.24
47537	99442	ACCOUNTS_P AYABLE	12/31/2024	CENTRAL OHIO BEHAVIORAL	10831	OUTSTANDIN G			2,500.00
47556	99443	ACCOUNTS_P AYABLE	12/31/2024	CHAD REYNOLDS	13309	OUTSTANDIN G			95.70
47564	99444	ACCOUNTS_P AYABLE	12/31/2024	CHRISTOPHE R GLENNON	13459	OUTSTANDIN G			140.00
47531	99445	ACCOUNTS_P AYABLE	12/31/2024	CLEAR FORK VALLEY (ATH)	11033	OUTSTANDIN G			625.00
47551	99446	ACCOUNTS_P AYABLE	12/31/2024	COLE DISTRIBUTIN G	9752	OUTSTANDIN G			9,949.55
47563	99447	ACCOUNTS_P AYABLE	12/31/2024	COMMERICA L PARTS & SERVICE	11505	OUTSTANDIN G			648.58
47559	99448	ACCOUNTS_P AYABLE	12/31/2024	CULLIGAN QUALITY WATER	610	OUTSTANDIN G			37.00
47545	99449	ACCOUNTS_P	12/31/2024	DARCIE	14216	OUTSTANDIN			2,000.00

Start Date: 12/1/2024

End Date: 12/31/2024

LEXINGTON LOCAL SCHOOLS Disbursement Summary Report

Reference Number	Check Number	Type	Date	Name	Vendor #	Status	Reconcile Date	Void Date	Amount
47568	99450	AYABLE ACCOUNTS_P	12/31/2024	REINHART ELIZABETH	10733	OUTSTANDIN G			\$ 250.00
47547	99451	AYABLE ACCOUNTS_P	12/31/2024	A. RIEGEL FAMOUS	11498	OUTSTANDIN G			86.55
47541	99452	AYABLE ACCOUNTS_P	12/31/2024	ENTERPRISE S, INC	14195	OUTSTANDIN G			284.00
47585	99453	AYABLE ACCOUNTS_P	12/31/2024	GRAYSON MURRAY	13041	OUTSTANDIN G			1,373.31
47572	99454	AYABLE ACCOUNTS_P	12/31/2024	HEARTLAND DESIGN	13569	OUTSTANDIN G			341.94
47593	99455	AYABLE ACCOUNTS_P	12/31/2024	CONCEPTS HILLYARD	13958	OUTSTANDIN G			1,200.00
47567	99456	AYABLE ACCOUNTS_P	12/31/2024	OHIO JACOB	14215	OUTSTANDIN G			1,500.00
47592	99457	AYABLE ACCOUNTS_P	12/31/2024	BROWN JACOB	9043	OUTSTANDIN G			47.78
47594	99458	AYABLE ACCOUNTS_P	12/31/2024	HALFHILL JENNIFER	14218	OUTSTANDIN G			97.44
47534	99459	AYABLE ACCOUNTS_P	12/31/2024	BERRY JENNIFER	14213	OUTSTANDIN G			171.19
47582	99460	AYABLE ACCOUNTS_P	12/31/2024	FOSTER JOSH GETZ	10830	OUTSTANDIN G			17.85
47535	99461	AYABLE ACCOUNTS_P	12/31/2024	JOSTENS	7813	OUTSTANDIN G			600.00
47571	99462	AYABLE ACCOUNTS_P	12/31/2024	KAHL'S TELECOMMU	8329	OUTSTANDIN G			77.75
47569	99463	AYABLE ACCOUNTS_P	12/31/2024	NICATIONS KELL ACE	13044	OUTSTANDIN G			49.48
47553	99464	AYABLE ACCOUNTS_P	12/31/2024	HARDWARE KENS	11066	OUTSTANDIN G			226.10
47549	99465	AYABLE ACCOUNTS_P	12/31/2024	APPLIANCE REPAIR LLC	8555	OUTSTANDIN G			5,118.18
47560	99466	AYABLE ACCOUNTS_P	12/31/2024	KIMBALL MIDWEST	13997	OUTSTANDIN G			75.32
47590	99467	AYABLE ACCOUNTS_P	12/31/2024	COUNTY ESC LINDSAY	928	OUTSTANDIN G			275.00
47589	99468	AYABLE ACCOUNTS_P	12/31/2024	MURFIELD MADISON	5990	OUTSTANDIN G			400.00
47579	99469	AYABLE ACCOUNTS_P	12/31/2024	LOCAL SCHOOLS	3780	OUTSTANDIN G			235.00
47575	99470	AYABLE ACCOUNTS_P	12/31/2024	SCHOOLS MANSFIELD	13338	OUTSTANDIN G			1,200.00
47554	99471	AYABLE ACCOUNTS_P	12/31/2024	CITY SCHOOLS	8414	OUTSTANDIN G			978.49
47576	99472	AYABLE ACCOUNTS_P	12/31/2024	ESC MEDINA	69	OUTSTANDIN G			6,827.66
47555	99473	AYABLE ACCOUNTS_P	12/31/2024	SCHOOLS' ESC	11850	OUTSTANDIN G			225.00
47587	99474	AYABLE ACCOUNTS_P	12/31/2024	MELANIE STILSON	10101	OUTSTANDIN G			2,460.24
47552	99475	AYABLE ACCOUNTS_P	12/31/2024	AUTO REPAIR	11543	OUTSTANDIN G			3,683.07
				MID-OHIO ED. SERVICE					
				CENTER MONROEVIL					
				LE LOCAL SCHOOLS					
				NETWORK SERVICES					
				COMPANY NRG					
				BUSINESS MARKETING					

Start Date: 12/1/2024

End Date: 12/31/2024

LEXINGTON LOCAL SCHOOLS Disbursement Summary Report

Reference Number	Check Number	Type	Date	Name	Vendor #	Status	Reconcile Date	Void Date	Amount
47561	99476	ACCOUNTS_P AYABLE	12/31/2024	OHIO.NET INTERNET PROVIDERS	13038	OUTSTANDIN G			\$ 500.68
47558	99477	ACCOUNTS_P AYABLE	12/31/2024	PEPPLE & WAGGONER, LTD.	5883	OUTSTANDIN G			900.00
47586	99478	ACCOUNTS_P AYABLE	12/31/2024	REGIONAL CHEM LABS, INC.	10373	OUTSTANDIN G			399.28
47548	99479	ACCOUNTS_P AYABLE	12/31/2024	RENHILL GROUP, INC.	10075	OUTSTANDIN G			18,611.77
47578	99480	ACCOUNTS_P AYABLE	12/31/2024	RESPONDUS INC	13743	OUTSTANDIN G			2,995.00
47544	99481	ACCOUNTS_P AYABLE	12/31/2024	RIVER EDUCATION SERVICES INC	13290	OUTSTANDIN G			1,760.00
47530	99482	ACCOUNTS_P AYABLE	12/31/2024	RUMPKE	11508	OUTSTANDIN G			1,867.77
47595	99483	ACCOUNTS_P AYABLE	12/31/2024	SAMANTHA MORTON	14214	OUTSTANDIN G			1,000.00
47581	99484	ACCOUNTS_P AYABLE	12/31/2024	SARVER PAVING COMPANY	9678	OUTSTANDIN G			333.75
47577	99485	ACCOUNTS_P AYABLE	12/31/2024	SC STRATEGIC SOLUTIONS LLC	12178	OUTSTANDIN G			194.70
47570	99486	ACCOUNTS_P AYABLE	12/31/2024	SCHOOL HEALTH CORPORATIO N	7533	OUTSTANDIN G			257.95
47591	99487	ACCOUNTS_P AYABLE	12/31/2024	SHELBY PRINTING, INC.	955	OUTSTANDIN G			70.00
47557	99488	ACCOUNTS_P AYABLE	12/31/2024	SKELTON'S, INC.	10534	OUTSTANDIN G			376.60
47546	99489	ACCOUNTS_P AYABLE	12/31/2024	SMETZ'S TIRE SERVICE CENTER	10453	OUTSTANDIN G			4,167.40
47580	99490	ACCOUNTS_P AYABLE	12/31/2024	SPARKJOY ABA, LLC	14210	OUTSTANDIN G			4,728.32
47584	99491	ACCOUNTS_P AYABLE	12/31/2024	ST FRANCIS DESALES SCHOOL	13090	OUTSTANDIN G			280.00
47532	99492	ACCOUNTS_P AYABLE	12/31/2024	TODD GALOWNIA	13910	OUTSTANDIN G			165.00
47574	99493	ACCOUNTS_P AYABLE	12/31/2024	TRI-VALLEY HIGH SCHOOL	14111	OUTSTANDIN G			180.00
47539	99494	ACCOUNTS_P AYABLE	12/31/2024	TROY J WEAVER	7197	OUTSTANDIN G			140.00
47566	99495	ACCOUNTS_P AYABLE	12/31/2024	TRUCKPRO HOLDING CORP	13887	OUTSTANDIN G			1,302.54
47562	99496	ACCOUNTS_P AYABLE	12/31/2024	UCP OF GREATER CLEVELAND	13006	OUTSTANDIN G			19,600.00
47533	99497	ACCOUNTS_P AYABLE	12/31/2024	VARSITY SPIRIT FASHIONS	1441	OUTSTANDIN G			1,068.65
47597	99498	ACCOUNTS_P AYABLE	12/30/2024	LEXINGTON ATHLETIC DEPT.	3520	OUTSTANDIN G			5,555.00
47598	99499	ACCOUNTS_P	12/31/2024	AMERICAN	10314	OUTSTANDIN			654.00

Start Date: 12/1/2024

End Date: 12/31/2024

LEXINGTON LOCAL SCHOOLS Disbursement Summary Report

Reference Number	Check Number	Type	Date	Name	Vendor #	Status	Reconcile Date	Void Date	Amount
47599	99500	AYABLE ACCOUNTS_P AYABLE	12/31/2024	EXPRESS AMAZON CAPITAL SERVICES	13575	G OUTSTANDIN G			\$ 3,357.09
47496	692324	AYABLE ACCOUNTS_P AYABLE	12/18/2024	GORDON FOOD SERVICE	900652	RECONCILED	12/18/2024		28,426.18
47497	692325	PAYROLL	12/4/2024	LEXINGTON LOCAL SCHOOLS		RECONCILED	12/4/2024		675,113.74
47498	692326	PAYROLL	12/12/2024	LEXINGTON LOCAL SCHOOLS		RECONCILED	12/12/2024		716,041.55
47499	692327	AYABLE ACCOUNTS_P AYABLE	12/18/2024	ANTHEM BENEFIT SERVICES	900902	RECONCILED	12/18/2024		418,738.32
47501	692328	AYABLE ACCOUNTS_P AYABLE	12/18/2024	LEXINGTON SCHOOLS - PAYROLL	900934	RECONCILED	12/18/2024		9,239.49
47500	692329	AYABLE ACCOUNTS_P AYABLE	12/18/2024	MEMO- S.E.R.S.	900997	RECONCILED	12/18/2024		5,696.35
47502	692330	AYABLE ACCOUNTS_P AYABLE	12/18/2024	MEMO- S.T.R.S.	900998	RECONCILED	12/18/2024		18,381.56
47503	692331	AYABLE ACCOUNTS_P AYABLE	12/18/2024	LEXINGTON SCHOOLS - PAYROLL	900934	RECONCILED	12/18/2024		9,706.28
47601	692332	AYABLE ACCOUNTS_P AYABLE	12/31/2024	MEMO- S.E.R.S.	900997	RECONCILED	12/31/2024		51,756.00
47600	692333	AYABLE ACCOUNTS_P AYABLE	12/31/2024	MEMO- S.T.R.S.	900998	RECONCILED	12/31/2024		142,044.00
47602	692334	AYABLE ACCOUNTS_P AYABLE	12/31/2024	MEMO-MID OHIO ESC	900069	RECONCILED	12/31/2024		144,983.71
47603	692335	AYABLE ACCOUNTS_P AYABLE	12/23/2024	COLUMBIA GAS	11662	RECONCILED	12/23/2024		2,881.78
47604	692336	AYABLE ACCOUNTS_P AYABLE	12/31/2024	OHIO BUREAU OF WORKERS'	900932	OUTSTANDIN G			49,719.00
Grand Total									\$ 2,718,901.96

Reporting Period: December 2024 (FY 2025)

1/10/25 10:21 AM

Start Date: 12/01/2024

End Date: 12/31/2024

LEXINGTON LOCAL SCHOOLS Receipts Ledger Report

Receipt #	Line #	Date	Type	Description	Full Account Code	Amount
Fund: 001						
Receipt: 1211						
79586	1	12/2/2024	RC	Preschool tuition	001-1211-0000-000000-500	\$ 375.00
79605	1	12/4/2024	RC	Preschool tuition	001-1211-0000-000000-500	1,000.00
79622	1	12/10/2024	RC	Preschool tuition	001-1211-0000-000000-500	500.00
79637	1	12/10/2024	RC	Preschool tuition	001-1211-0000-000000-500	500.00
79620	1	12/11/2024	RC	Tuition	001-1211-0000-000000-000	1,608.52
79666	1	12/18/2024	RC	Preschool tuition	001-1211-0000-000000-500	750.00
79667	1	12/18/2024	RC	Preschool tuition	001-1211-0000-000000-500	125.00
79657	1	12/19/2024	RC	Tuition	001-1211-0000-000000-000	1,202.13
79658	1	12/19/2024	RC	Tuition	001-1211-0000-000000-000	804.26
79668	1	12/19/2024	RC	Preschool tuition	001-1211-0000-000000-500	260.00
79669	1	12/20/2024	RC	Preschool tuition	001-1211-0000-000000-500	625.00
						\$ 7,749.91
Receipt: 1410						
79687	1	12/31/2024	RC	Richland Bank Interest	001-1410-0000-000000-000	26,953.75
						\$ 26,953.75
Receipt: 1740						
79647	2	12/12/2024	RC	Central school fees	001-1740-0000-000000-400	24.00
79631	1	12/13/2024	RC	Eastern school fees	001-1740-0000-000000-300	28.00
79639	2	12/16/2024	RC	Western school fees	001-1740-0000-000000-500	72.00
79686	1	12/31/2024	RC	HS Fees - Pay For It	001-1740-0000-000000-100	81.00
79686	2	12/31/2024	RC	Jr High Fees - Pay For It	001-1740-0000-000000-200	159.00
79686	3	12/31/2024	RC	Eastern Fees - Pay For It	001-1740-0000-000000-300	180.00
79686	4	12/31/2024	RC	Central Fees - Pay For It	001-1740-0000-000000-400	90.00
79686	5	12/31/2024	RC	Western Fees - Pay For It	001-1740-0000-000000-500	0.00
						\$ 634.00
Receipt: 1890						
79656	1	12/19/2024	RC	Maintenance Recycling	001-1890-0000-000000-000	228.19
						\$ 228.19
Receipt: 3110						
79594	1	12/6/2024	RC	Base Cost	001-3110-0000-000000-000	251,401.57
79594	3	12/6/2024	RC	Targeted Assistance	001-3110-0000-000000-000	46,209.88
79594	4	12/6/2024	RC	Special Education Funding	001-3110-0000-000000-000	43,459.12
79594	8	12/6/2024	RC	Supplement Targeted Assistance	001-3110-0000-000000-000	0.00
79594	9	12/6/2024	RC	Temporary Transitional Aid Guarantee	001-3110-0000-000000-000	0.00
79594	11	12/6/2024	RC	Transportation	001-3110-0000-000000-000	33,497.50
79594	12	12/6/2024	RC	Formula Transition Supplement	001-3110-0000-000000-000	0.00
79594	13	12/6/2024	RC	Preschool Special Educ Funding	001-3110-0000-000000-000	6,602.51
79594	14	12/6/2024	RC	Special Educ Transportation	001-3110-0000-000000-000	4,586.95

Reporting Period: December 2024 (FY 2025)

1/10/25 10:21 AM

Start Date: 12/01/2024

End Date: 12/31/2024

LEXINGTON LOCAL SCHOOLS Receipts Ledger Report

Receipt #	Line #	Date	Type	Description	Full Account Code	Amount
79677	1	12/20/2024	RC	Base Cost	001-3110-0000-000000-000	\$ 251,022.90
79677	3	12/20/2024	RC	Targeted Assistance	001-3110-0000-000000-000	44,776.71
79677	4	12/20/2024	RC	Special Education Funding	001-3110-0000-000000-000	43,068.60
79677	8	12/20/2024	RC	Supplement Targeted Assistance	001-3110-0000-000000-000	0.00
79677	9	12/20/2024	RC	Temporary Transitional Aid Guarantee	001-3110-0000-000000-000	0.00
79677	11	12/20/2024	RC	Transportation	001-3110-0000-000000-000	31,189.25
79677	12	12/20/2024	RC	Formula Transition Supplement	001-3110-0000-000000-000	0.00
79677	13	12/20/2024	RC	Preschool Special Educ Funding	001-3110-0000-000000-000	9,483.34
79677	14	12/20/2024	RC	Special Educ Transportation	001-3110-0000-000000-000	2,939.79
						\$ 768,238.12
Receipt:	3132					
79618	1	12/5/2024	RC	Homestead MH - Richland	001-3132-0000-000000-000	219.85
79618	2	12/5/2024	RC	Homestead MH Emerg Levy- Rich	001-3132-0000-000000-000	106.62
						\$ 326.47
Receipt:	3211					
79594	5	12/6/2024	RC	Economic Disadvantaged Funding	001-3211-0000-000000-000	13,645.53
79677	5	12/20/2024	RC	Economic Disadvantaged Funding	001-3211-0000-000000-000	3,577.79
						\$ 17,223.32
Receipt:	3215					
79594	10	12/6/2024	RC	Career Tech Education Funding	001-3215-0000-000000-000	(310.79)
79677	10	12/20/2024	RC	Career Tech Education Funding	001-3215-0000-000000-000	(310.86)
						\$ (621.65)
Receipt:	3216					
79594	7	12/6/2024	RC	Gifted Education Funding	001-3216-0000-000000-000	5,338.37
79677	7	12/20/2024	RC	Gifted Education Funding	001-3216-0000-000000-000	5,336.43
						\$ 10,674.80
Receipt:	3217					
79594	6	12/6/2024	RC	English Learners Funding	001-3217-0000-000000-000	210.80
79677	6	12/20/2024	RC	English Learners Funding	001-3217-0000-000000-000	210.79
						\$ 421.59
Receipt:	3218					
79594	2	12/6/2024	RC	Base Cost - Student Wellness and Success	001-3218-0000-000000-000	12,649.93
79677	2	12/20/2024	RC	Base Cost - Student Wellness and Success	001-3218-0000-000000-000	12,630.88
						\$ 25,280.81
Receipt:	3219					
79594	19	12/6/2024	RC	JV15 Science of Reading PD Stipend	001-3219-0000-000000-000	0.00
79677	19	12/20/2024	RC	JV15 Science of Reading PD Stipend	001-3219-0000-000000-000	0.00
						\$ 0.00
Receipt:	3300					
79681	1	12/31/2024	RC	MEDICAID Recd - 12/9	001-3300-0000-000000-000	40.61

Reporting Period: December 2024 (FY 2025)

1/10/25 10:21 AM

Start Date: 12/01/2024

End Date: 12/31/2024

LEXINGTON LOCAL SCHOOLS
Receipts Ledger Report

Receipt #	Line #	Date	Type	Description	Full Account Code	Amount
79681	2	12/31/2024	RC	MEDICAID Recd - 12/27	001-3300-0000-000000-000	\$ 822.70
						<u>\$ 863.31</u>
Fund:	002					<u>\$ 857,972.62</u>
Receipt:	3132					
79618	3	12/5/2024	RC	Homestead MH Bond Ret-Rich	002-3132-0000-000000-000	65.95
						<u>\$ 65.95</u>
Fund:	003					<u>\$ 65.95</u>
Receipt:	3132					
79618	4	12/5/2024	RC	Homestead MH PI Levy-Richland	003-3132-0000-000000-000	13.18
						<u>\$ 13.18</u>
Fund:	004					<u>\$ 13.18</u>
Receipt:	1410					
79687	6	12/31/2024	RC	LFI Fund	004-1410-0000-000000-000	1,269.23
						<u>\$ 1,269.23</u>
Fund:	006					<u>\$ 1,269.23</u>
Receipt:	1410					
79687	4	12/31/2024	RC	Richland Bank Interest	006-1410-0000-000000-000	1,178.68
						<u>\$ 1,178.68</u>
Receipt:	1511					
79624	21	12/6/2024	RC	HS/JH Breakfast	006-1511-0000-000000-100	415.75
79624	22	12/6/2024	RC	Eastern Breakfast	006-1511-0000-000000-300	45.75
79624	23	12/6/2024	RC	Central Breakfast	006-1511-0000-000000-400	79.50
79624	24	12/6/2024	RC	Western Breakfast	006-1511-0000-000000-500	99.50
79635	21	12/13/2024	RC	HS/JH Breakfast	006-1511-0000-000000-100	347.50
79635	22	12/13/2024	RC	Eastern Breakfast	006-1511-0000-000000-300	50.75
79635	23	12/13/2024	RC	Central Breakfast	006-1511-0000-000000-400	82.50
79635	24	12/13/2024	RC	Western Breakfast	006-1511-0000-000000-500	133.75
79662	21	12/20/2024	RC	HS/JH Breakfast	006-1511-0000-000000-100	389.75
79662	22	12/20/2024	RC	Eastern Breakfast	006-1511-0000-000000-300	49.50
79662	23	12/20/2024	RC	Central Breakfast	006-1511-0000-000000-400	80.00
79662	24	12/20/2024	RC	Western Breakfast	006-1511-0000-000000-500	168.50
						<u>\$ 1,942.75</u>
Receipt:	1512					
79624	1	12/6/2024	RC	HS/JH Stu. Type A	006-1512-0000-000000-100	4,956.00
79624	5	12/6/2024	RC	HS/JH ROA Stu. Type A	006-1512-0000-000000-100	(6,676.80)
79624	6	12/6/2024	RC	Eastern Stu. Type A	006-1512-0000-000000-300	2,001.00

Reporting Period: December 2024 (FY 2025)

1/10/25 10:21 AM

Start Date: 12/01/2024

End Date: 12/31/2024

LEXINGTON LOCAL SCHOOLS Receipts Ledger Report

Receipt #	Line #	Date	Type	Description	Full Account Code	Amount
79624	10	12/6/2024	RC	Eastern ROA Stu. Type A	006-1512-0000-000000-300	\$ (1,923.65)
79624	11	12/6/2024	RC	Central Stu. Type A	006-1512-0000-000000-400	1,524.00
79624	15	12/6/2024	RC	Central ROA Stu. Type A	006-1512-0000-000000-400	(1,313.00)
79624	16	12/6/2024	RC	Western Stu. Type A	006-1512-0000-000000-500	1,230.00
79624	20	12/6/2024	RC	Western ROA Stu. Type A	006-1512-0000-000000-500	(1,018.00)
79635	1	12/13/2024	RC	HS/JH Stu. Type A	006-1512-0000-000000-100	5,089.00
79635	5	12/13/2024	RC	HS/JH ROA Stu. Type A	006-1512-0000-000000-100	(6,882.17)
79635	6	12/13/2024	RC	Eastern Stu. Type A	006-1512-0000-000000-300	2,034.00
79635	10	12/13/2024	RC	Eastern ROA Stu. Type A	006-1512-0000-000000-300	(2,090.40)
79635	11	12/13/2024	RC	Central Stu. Type A	006-1512-0000-000000-400	1,617.00
79635	15	12/13/2024	RC	Central ROA Stu. Type A	006-1512-0000-000000-400	(1,395.88)
79635	16	12/13/2024	RC	Western Stu. Type A	006-1512-0000-000000-500	1,359.00
79635	20	12/13/2024	RC	Western ROA Stu. Type A	006-1512-0000-000000-500	(1,386.25)
79662	1	12/20/2024	RC	HS/JH Stu. Type A	006-1512-0000-000000-100	4,903.00
79662	5	12/20/2024	RC	HS/JH ROA Stu. Type A	006-1512-0000-000000-100	(6,419.60)
79662	6	12/20/2024	RC	Eastern Stu. Type A	006-1512-0000-000000-300	2,094.00
79662	10	12/20/2024	RC	Eastern ROA Stu. Type A	006-1512-0000-000000-300	(1,997.32)
79662	11	12/20/2024	RC	Central Stu. Type A	006-1512-0000-000000-400	1,611.00
79662	15	12/20/2024	RC	Central ROA Stu. Type A	006-1512-0000-000000-400	(1,574.00)
79662	16	12/20/2024	RC	Western Stu. Type A	006-1512-0000-000000-500	1,281.00
79662	20	12/20/2024	RC	Western ROA Stu. Type A	006-1512-0000-000000-500	(1,336.25)
79686	6	12/31/2024	RC	HS Lunch - Pay For It	006-1512-0000-000000-100	22,481.05
79686	7	12/31/2024	RC	Jr High Lunch - Pay For It	006-1512-0000-000000-200	0.00
79686	8	12/31/2024	RC	Eastern Lunch - Pay For It	006-1512-0000-000000-300	6,184.25
79686	9	12/31/2024	RC	Central Lunch - Pay For It	006-1512-0000-000000-400	5,529.00
79686	10	12/31/2024	RC	Western Lunch - Pay For It	006-1512-0000-000000-500	3,909.25
						\$ 33,789.23
Receipt:	1513					
79624	3	12/6/2024	RC	HS/JH Stu. ALa Carte	006-1513-0000-000000-100	2,658.60
79624	8	12/6/2024	RC	Eastern Stu. Ala Carte	006-1513-0000-000000-300	331.10
79624	13	12/6/2024	RC	Central Stu. Ala Carte	006-1513-0000-000000-400	71.25
79624	18	12/6/2024	RC	Western Stu. Ala Carte	006-1513-0000-000000-500	0.00
79635	3	12/13/2024	RC	HS/JH Stu. ALa Carte	006-1513-0000-000000-100	2,846.17
79635	8	12/13/2024	RC	Eastern Stu. Ala Carte	006-1513-0000-000000-300	316.90
79635	13	12/13/2024	RC	Central Stu. Ala Carte	006-1513-0000-000000-400	54.00
79635	18	12/13/2024	RC	Western Stu. Ala Carte	006-1513-0000-000000-500	0.00
79662	3	12/20/2024	RC	HS/JH Stu. ALa Carte	006-1513-0000-000000-100	2,759.00
79662	8	12/20/2024	RC	Eastern Stu. Ala Carte	006-1513-0000-000000-300	348.45
79662	13	12/20/2024	RC	Central Stu. Ala Carte	006-1513-0000-000000-400	12.50
79662	18	12/20/2024	RC	Western Stu. Ala Carte	006-1513-0000-000000-500	0.00

Reporting Period: December 2024 (FY 2025)

1/10/25 10:21 AM

Start Date: 12/01/2024

End Date: 12/31/2024

LEXINGTON LOCAL SCHOOLS Receipts Ledger Report

Receipt #	Line #	Date	Type	Description	Full Account Code	Amount	
						\$ 9,397.97	
Receipt:	1514						
79624	2	12/6/2024	RC	HS/JH Stu. Milk	006-1514-0000-000000-100	\$ 34.50	
79624	7	12/6/2024	RC	Eastern Stu. Milk	006-1514-0000-000000-300	2.00	
79624	12	12/6/2024	RC	Central Stu. Milk	006-1514-0000-000000-400	28.50	
79624	17	12/6/2024	RC	Western Stu. Milk	006-1514-0000-000000-500	3.00	
79635	2	12/13/2024	RC	HS/JH Stu. Milk	006-1514-0000-000000-100	23.00	
79635	7	12/13/2024	RC	Eastern Stu. Milk	006-1514-0000-000000-300	2.50	
79635	12	12/13/2024	RC	Central Stu. Milk	006-1514-0000-000000-400	25.50	
79635	17	12/13/2024	RC	Western Stu. Milk	006-1514-0000-000000-500	1.50	
79662	2	12/20/2024	RC	HS/JH Stu. Milk	006-1514-0000-000000-100	27.50	
79662	7	12/20/2024	RC	Eastern Stu. Milk	006-1514-0000-000000-300	1.50	
79662	12	12/20/2024	RC	Central Stu. Milk	006-1514-0000-000000-400	25.00	
79662	17	12/20/2024	RC	Western Stu. Milk	006-1514-0000-000000-500	1.50	
						\$ 176.00	
Receipt:	1523						
79624	4	12/6/2024	RC	HS/JH Adult Ala Carte	006-1523-0000-000000-100	285.35	
79624	9	12/6/2024	RC	Eastern Adult Ala Carte	006-1523-0000-000000-300	35.80	
79624	14	12/6/2024	RC	Central Adult Ala Carte	006-1523-0000-000000-400	4.25	
79624	19	12/6/2024	RC	Western Adult Ala Carte	006-1523-0000-000000-500	1.00	
79635	4	12/13/2024	RC	HS/JH Adult Ala Carte	006-1523-0000-000000-100	252.60	
79635	9	12/13/2024	RC	Eastern Adult Ala Carte	006-1523-0000-000000-300	51.25	
79635	14	12/13/2024	RC	Central Adult Ala Carte	006-1523-0000-000000-400	0.00	
79635	19	12/13/2024	RC	Western Adult Ala Carte	006-1523-0000-000000-500	9.00	
79662	4	12/20/2024	RC	HS/JH Adult Ala Carte	006-1523-0000-000000-100	232.75	
79662	9	12/20/2024	RC	Eastern Adult Ala Carte	006-1523-0000-000000-300	19.90	
79662	14	12/20/2024	RC	Central Adult Ala Carte	006-1523-0000-000000-400	9.00	
79662	19	12/20/2024	RC	Western Adult Ala Carte	006-1523-0000-000000-500	18.00	
						\$ 918.90	
Receipt:	3200						
79659	1	12/17/2024	RC	State Reduced Meal Reimb High	006-3200-0000-000000-100	304.52	
79659	2	12/17/2024	RC	State Reduced Meal Reimb Jr High	006-3200-0000-000000-200	0.00	
79659	3	12/17/2024	RC	State Reduced Meal Reimb Central	006-3200-0000-000000-400	152.26	
79659	4	12/17/2024	RC	State Reduced Meal Reimb East	006-3200-0000-000000-300	152.26	
79659	5	12/17/2024	RC	State Reduced Meal Reimb Western	006-3200-0000-000000-500	152.26	
						\$ 761.30	
Receipt:	4120						
79604	1	12/2/2024	RC	Federal Reimb Lunch High	006-4120-0000-000000-100	23,943.09	
79604	2	12/2/2024	RC	Federal Reimb Lunch Jr High	006-4120-0000-000000-200	0.00	
79604	3	12/2/2024	RC	Federal Reimb Lunch Central	006-4120-0000-000000-400	11,580.90	

Reporting Period: December 2024 (FY 2025)

1/10/25 10:21 AM

Start Date: 12/01/2024

End Date: 12/31/2024

LEXINGTON LOCAL SCHOOLS Receipts Ledger Report

Receipt #	Line #	Date	Type	Description	Full Account Code	Amount
79604	4	12/2/2024	RC	Federal Reimb Lunch East	006-4120-0000-000000-300	\$ 13,046.71
79604	5	12/2/2024	RC	Federal Reimb Lunch Western	006-4120-0000-000000-500	7,858.80
79604	6	12/2/2024	RC	Fed Reimb Breakfast - High	006-4120-0000-000000-100	2,250.75
79604	7	12/2/2024	RC	Federal Reimb Breakfast - Jr H	006-4120-0000-000000-200	0.00
79604	8	12/2/2024	RC	Federal Reimb Break - Central	006-4120-0000-000000-400	1,592.34
79604	9	12/2/2024	RC	Federal Reimb Break - East	006-4120-0000-000000-300	1,536.66
79604	10	12/2/2024	RC	Federal Reimb Break - Western	006-4120-0000-000000-500	1,311.84
79660	1	12/18/2024	RC	Federal Reimb Lunch High	006-4120-0000-000000-100	18,948.40
79660	2	12/18/2024	RC	Federal Reimb Lunch Jr High	006-4120-0000-000000-200	0.00
79660	3	12/18/2024	RC	Federal Reimb Lunch Central	006-4120-0000-000000-400	8,985.11
79660	4	12/18/2024	RC	Federal Reimb Lunch East	006-4120-0000-000000-300	10,639.66
79660	5	12/18/2024	RC	Federal Reimb Lunch Western	006-4120-0000-000000-500	6,383.19
79660	6	12/18/2024	RC	Fed Reimb Breakfast - High	006-4120-0000-000000-100	1,846.95
79660	7	12/18/2024	RC	Federal Reimb Breakfast - Jr H	006-4120-0000-000000-200	0.00
79660	8	12/18/2024	RC	Federal Reimb Break - Central	006-4120-0000-000000-400	1,190.10
79660	9	12/18/2024	RC	Federal Reimb Break - East	006-4120-0000-000000-300	1,445.46
79660	10	12/18/2024	RC	Federal Reimb Break - Western	006-4120-0000-000000-500	1,216.86
						\$ 113,776.82
						\$ 161,941.65
Fund:	007					
Receipt:	1410					
79687	5	12/31/2024	RC	Richland Bank Int - Minutemen	007-1410-9100-000000-000	439.98
						\$ 439.98
						\$ 439.98
Fund:	010					
Receipt:	1410					
79687	7	12/31/2024	RC	Classroom Facilities Fund	010-1410-0000-000000-000	1,395.82
						\$ 1,395.82
						\$ 1,395.82
Fund:	018					
Receipt:	1620					
79670	1	12/20/2024	RC	HS T-Shirt Sales PBIS	018-1620-9100-000000-000	1,800.00
79612	1	12/9/2024	RC	Eastern PBIS Bake Sale	018-1620-9300-000000-000	1,006.25
						\$ 2,806.25
Receipt:	1630					
79608	1	12/6/2024	RC	5th gr fieldtrip COSI	018-1630-9300-000000-000	1,895.00
79611	1	12/9/2024	RC	5th gr fieldtrip COSI	018-1630-9300-000000-000	120.00
79631	2	12/13/2024	RC	Eastern school fees princ acct	018-1630-9300-000000-000	2.00
79631	3	12/13/2024	RC	5th Grade Field Trip COSI	018-1630-9300-000000-000	70.00
79647	1	12/12/2024	RC	Central fees princ acct	018-1630-9400-000000-000	6.00

Reporting Period: December 2024 (FY 2025)

1/10/25 10:21 AM

Start Date: 12/01/2024

End Date: 12/31/2024

LEXINGTON LOCAL SCHOOLS Receipts Ledger Report

Receipt #	Line #	Date	Type	Description	Full Account Code	Amount	
	79639	1	12/16/2024	RC	Western fees princ acct	018-1630-9500-000000-000	\$ 18.00
Receipt:	1690					\$ 2,111.00	
	79609	1	12/9/2024	RC	MD Coffee service	018-1690-9100-000000-000	83.00
	79649	1	12/17/2024	RC	MD Coffee service	018-1690-9100-000000-000	160.70
	79641	1	12/16/2024	RC	Western Staff T-Shirt	018-1690-9500-000000-000	8.00
Receipt:	1820					\$ 251.70	
	79645	1	12/11/2024	RC	Merry Minutemen Donations - Central Coin Drive	018-1820-9103-000000-000	266.00
	79646	1	12/12/2024	RC	Merry Minutemen Donations - Central Coin Drive	018-1820-9103-000000-000	385.00
	79629	1	12/13/2024	RC	Merry Minutemen Donations	018-1820-9103-000000-000	1,320.00
	79648	1	12/13/2024	RC	Merry Minutemen Donations - Central Coin Drive	018-1820-9103-000000-000	158.00
	79688	1	12/13/2024	RC	Merry Minutemen Donations - Eastern Coin Drive	018-1820-9103-000000-000	1,169.00
	79633	1	12/16/2024	RC	Merry Minutemen Donations - Western Coin Drive	018-1820-9103-000000-000	1,000.17
	79634	1	12/16/2024	RC	Merry Minutemen Donations - Central Coin Drive	018-1820-9103-000000-000	771.40
	79661	1	12/18/2024	RC	Merry Minutemen Donations - Eastern Coin Drive	018-1820-9103-000000-000	1,326.86
	79656	3	12/19/2024	RC	Merry Minutemen Donation	018-1820-9103-000000-000	20.00
	79607	1	12/6/2024	RC	Eastern Donation - Wyant 6th Grade	018-1820-9300-000000-000	25.00
	79631	4	12/13/2024	RC	Eastern Principals Fund Donations	018-1820-9300-000000-000	115.00
	79650	1	12/17/2024	RC	Kona Ice Eastern PBIS	018-1820-9300-000000-000	154.00
	79650	21	12/17/2024	RC	Eastern Donation	018-1820-9300-000000-000	15.00
Receipt:	1890					\$ 6,725.43	
	79640	1	12/16/2024	RC	Lost Library book	018-1890-9501-000000-000	7.00
Fund:	019					\$ 7.00	
Receipt:	1820					\$ 11,901.38	
	79615	2	12/6/2024	RC	Columbus Foundation STEM Grant	019-1820-9239-000000-000	5,000.00
Receipt:	1890					\$ 5,000.00	
	79628	3	12/13/2024	RC	PTO Recycling-Central	019-1890-9121-000000-000	4.60
	79632	3	12/16/2024	RC	PTO Recycling-Central	019-1890-9121-000000-000	0.71
	79628	1	12/13/2024	RC	PTO Recycling-Eastern	019-1890-9122-000000-000	4.59
	79632	1	12/16/2024	RC	PTO Recycling-Eastern	019-1890-9122-000000-000	0.72

Reporting Period: December 2024 (FY 2025)

1/10/25 10:21 AM

Start Date: 12/01/2024

End Date: 12/31/2024

LEXINGTON LOCAL SCHOOLS Receipts Ledger Report

Receipt #	Line #	Date	Type	Description	Full Account Code	Amount
79628	2	12/13/2024	RC	PTO Recycling-Western	019-1890-9123-000000-000	\$ 4.59
79632	2	12/16/2024	RC	PTO Recycling-Western	019-1890-9123-000000-000	0.72
						\$ 15.93
						\$ 5,015.93
Fund:	024					
Receipt:	1410					
79687	2	12/31/2024	RC	Richland Bank Int. 024	024-1410-0000-000000-000	1,301.71
						\$ 1,301.71
Receipt:	1872					
79664	1	12/20/2024	RC	Employees' Premiums December	024-1872-0000-000000-000	76,508.72
79665	1	12/20/2024	RC	Board's Premiums December	024-1872-0000-000000-000	418,738.32
						\$ 495,247.04
						\$ 496,548.75
Fund:	034					
Receipt:	3132					
79618	5	12/5/2024	RC	Homestead MH PI (.5 Mill)-Rich	034-3132-0000-000000-000	3.54
						\$ 3.54
						\$ 3.54
Fund:	200					
Receipt:	1620					
79593	1	12/4/2024	RC	Powder Puff T-shirt sales	200-1620-9114-000000-000	30.00
79592	1	12/4/2024	RC	Yearbook sales	200-1620-9119-000000-000	50.00
79651	1	12/17/2024	RC	Yearbook sales	200-1620-9119-000000-000	60.00
79652	1	12/18/2024	RC	NHS Plant Fundraiser Sale Profit	200-1620-9121-000000-000	3,220.50
						\$ 3,360.50
Receipt:	1690					
79591	1	12/4/2024	RC	NHS donation	200-1690-9121-000000-000	30.00
79630	1	12/13/2024	RC	Robotics JH - Robotics Education & Competition Foundation	200-1690-9207-000000-000	300.00
						\$ 330.00
						\$ 3,690.50
Fund:	300					
Receipt:	1610					
79587	2	12/2/2024	RC	Boys BB adm vs. Clear Fork	300-1610-9600-000000-707	3,641.00
79599	1	12/2/2024	RC	Winter Season Tickets Online Sales	300-1610-9600-000000-000	170.00
79588	1	12/3/2024	RC	Season Tickets	300-1610-9600-000000-000	1,590.00
79589	1	12/3/2024	RC	JH Girls BB adm vs. Ashland	300-1610-9600-000000-716	474.00
79600	1	12/3/2024	RC	Boys BB adm vs. Clear Fork Online Sales	300-1610-9600-000000-707	278.00
79600	2	12/3/2024	RC	Winter Season Tickets	300-1610-9600-000000-000	475.00
79590	1	12/4/2024	RC	JH Swim adm vs. Ontario	300-1610-9600-000000-718	386.00

Reporting Period: December 2024 (FY 2025)

1/10/25 10:21 AM

Start Date: 12/01/2024

End Date: 12/31/2024

LEXINGTON LOCAL SCHOOLS Receipts Ledger Report

Receipt #	Line #	Date	Type	Description	Full Account Code	Amount
79601	1	12/4/2024	RC	Boys BB adm vs. Clear Fork Online Sales	300-1610-9600-000000-707	\$ 46.00
79595	1	12/5/2024	RC	JH Boys BB adm vs. Wooster	300-1610-9600-000000-715	526.00
79602	1	12/6/2024	RC	JH Boys BB adm vs. Wooster Online Sales	300-1610-9600-000000-715	34.00
79606	1	12/6/2024	RC	Girls BB adm vs. Ashland	300-1610-9600-000000-708	689.00
79603	1	12/9/2024	RC	Girls BB adm vs. Ashland Online Sales	300-1610-9600-000000-708	10.00
79613	1	12/9/2024	RC	Swim Invite adm	300-1610-9600-000000-709	1,897.00
79614	2	12/9/2024	RC	Boys BB adm vs. West Holmes	300-1610-9600-000000-707	1,806.00
79610	1	12/10/2024	RC	Boys BB adm vs. West Holmes Online Sales	300-1610-9600-000000-707	215.00
79610	2	12/10/2024	RC	Winter Season Tickets	300-1610-9600-000000-000	120.00
79610	3	12/10/2024	RC	Girls BB adm vs. Ashland Online Sales	300-1610-9600-000000-708	37.00
79616	2	12/11/2024	RC	Winter Season Tickets	300-1610-9600-000000-000	520.00
79617	1	12/11/2024	RC	Boys BB adm vs. West Holmes Online Sales	300-1610-9600-000000-707	20.00
79617	2	12/11/2024	RC	Winter Season Tickets	300-1610-9600-000000-000	190.00
79617	3	12/11/2024	RC	JH Girls BB adm vs. West Holmes Online Sales	300-1610-9600-000000-716	14.00
79617	4	12/11/2024	RC	Swim Invite adm Online Sales	300-1610-9600-000000-709	24.00
79619	1	12/11/2024	RC	Girls BB adm vs. Willard	300-1610-9600-000000-708	326.00
79623	1	12/12/2024	RC	Girls BB adm vs. Willard Online Sales	300-1610-9600-000000-708	5.00
79626	1	12/12/2024	RC	JH Girls BB adm vs. Madison	300-1610-9600-000000-716	546.00
79625	1	12/13/2024	RC	JH Girls BB adm vs. Madison Online Sales	300-1610-9600-000000-716	6.00
79636	1	12/16/2024	RC	JH Boys BB adm vs. Shelby	300-1610-9600-000000-715	880.00
79642	1	12/17/2024	RC	Winter Season Tickets Online Sales	300-1610-9600-000000-000	245.00
79643	1	12/18/2024	RC	Boys BB adm vs. Mansfield Sr. Online Sales	300-1610-9600-000000-707	30.00
79643	2	12/18/2024	RC	JH Boys BB adm vs. Shelby Online Sales	300-1610-9600-000000-715	40.00
79653	1	12/19/2024	RC	Boys BB adm vs. Mansfield Sr. Online Sales	300-1610-9600-000000-707	44.00
79655	1	12/19/2024	RC	JH Boys BB adm vs. Mansfield	300-1610-9600-000000-715	626.00
79655	2	12/19/2024	RC	Girls BB adm vs. Old Fort	300-1610-9600-000000-708	203.00
79654	1	12/20/2024	RC	Boys BB adm vs. Mansfield Sr. Online Sales	300-1610-9600-000000-707	49.00
79654	2	12/20/2024	RC	JH Boys BB adm vs. Mansfield Online Sales	300-1610-9600-000000-715	48.00
79654	3	12/20/2024	RC	Girls BB adm vs. Old Fort Online Sales	300-1610-9600-000000-708	8.00
79671	2	12/20/2024	RC	JH Boys BB adm vs. River Valley	300-1610-9600-000000-715	672.00
79671	3	12/20/2024	RC	Winter Season Tickets	300-1610-9600-000000-000	295.00
79672	2	12/21/2024	RC	Boys BB adm vs. Mansfield Sr.	300-1610-9600-000000-707	4,439.00
79673	1	12/23/2024	RC	Girls BB adm vs. Mansfield Sr.	300-1610-9600-000000-708	609.00
79682	1	12/23/2024	RC	Boys BB adm vs. Mansfield Sr. Online Sales	300-1610-9600-000000-707	18.00
79682	2	12/23/2024	RC	JH Boys BB adm vs. River Valley Online Sales	300-1610-9600-000000-715	4.00
79683	1	12/24/2024	RC	Boys BB adm vs. Mansfield Sr. Online Sales	300-1610-9600-000000-707	398.00
79684	1	12/26/2024	RC	Boys BB adm vs. Mansfield Sr. Online Sales	300-1610-9600-000000-707	10.00
79684	2	12/26/2024	RC	Girls BB adm vs. Mansfield Sr. Online Sales	300-1610-9600-000000-708	36.00
79675	2	12/30/2024	RC	Boys BB adm vs. Madison	300-1610-9600-000000-707	2,863.00
79676	1	12/31/2024	RC	Girls BB adm vs. Ontario	300-1610-9600-000000-708	835.00

Reporting Period: December 2024 (FY 2025)

1/10/25 10:21 AM

Start Date: 12/01/2024

End Date: 12/31/2024

LEXINGTON LOCAL SCHOOLS Receipts Ledger Report

Receipt #	Line #	Date	Type	Description	Full Account Code	Amount	
	79685	1	12/31/2024	RC	Boys BB adm vs. Madison Online Sales	300-1610-9600-000000-707	\$ 128.00
Receipt:	1620					\$ 26,525.00	
	79587	1	12/2/2024	RC	Boys BB - Program sales	300-1620-9600-000000-707	33.00
	79613	2	12/9/2024	RC	Swim Invite Program Sales	300-1620-9600-000000-000	209.00
	79614	1	12/9/2024	RC	Boys BB - Program sales	300-1620-9600-000000-707	6.00
	79672	1	12/21/2024	RC	Boys BB - Program sales	300-1620-9600-000000-707	150.00
	79675	1	12/30/2024	RC	Boys BB - Program sales	300-1620-9600-000000-707	130.00
Receipt:	1690					\$ 528.00	
	79616	1	12/11/2024	RC	Program Ads	300-1690-9600-000000-000	200.00
	79626	2	12/12/2024	RC	Program Ads	300-1690-9600-000000-000	200.00
	79671	1	12/20/2024	RC	OHSAA Regional Football Reimb	300-1690-9600-000000-000	1,500.00
	79671	4	12/20/2024	RC	BSN Rebate Check	300-1690-9600-000000-000	22.89
	79674	1	12/23/2024	RC	Swimming Training Trip Reimb	300-1690-9600-000000-000	4,008.00
Receipt:	1890					\$ 5,930.89	
	79588	2	12/3/2024	RC	JH Jersey Sale - Miscellaneous	300-1890-9600-000000-700	145.00
	79588	3	12/3/2024	RC	Swimming Entry Fee	300-1890-9600-000000-709	250.00
	79616	3	12/11/2024	RC	JH Girls BB adm vs. West Holmes	300-1890-9600-000000-709	370.00
	79636	2	12/16/2024	RC	Swim Invite Entry Fees	300-1890-9600-000000-709	525.00
	79671	5	12/20/2024	RC	Swim Entry Fees	300-1890-9600-000000-709	500.00
Fund:	516					\$ 1,790.00	
Receipt:	4220					\$ 34,773.89	
	79596	1	12/5/2024	RC	IDEA-B Revenue	516-4220-9025-000000-000	95,199.50
	79680	1	12/26/2024	RC	IDEA-B Revenue	516-4220-9025-000000-000	89,840.90
Fund:	572					\$ 185,040.40	
Receipt:	4220					\$ 185,040.40	
	79597	1	12/5/2024	RC	Title I Revenue	572-4220-9025-000000-000	9,686.00
	79678	1	12/24/2024	RC	Title I Revenue	572-4220-9025-000000-000	31,884.02
Fund:	590					\$ 41,570.02	
Receipt:	4220					\$ 41,570.02	
	79598	1	12/5/2024	RC	Title II-A Revenue	590-4220-9025-000000-000	3,506.26
	79679	1	12/26/2024	RC	Title II-A Revenue	590-4220-9025-000000-000	10,118.47

Reporting Period: December 2024 (FY 2025)

1/10/25 10:21 AM

Start Date: 12/01/2024

End Date: 12/31/2024

**LEXINGTON LOCAL SCHOOLS
Receipts Ledger Report**

Receipt #	Line #	Date	Type	Description	Full Account Code	Amount
						\$ 13,624.73
						\$ 13,624.73
Grand Total						\$ 1,815,267.57

Reporting Period: December 2024 (FY 2025)

1/10/25 10:23 AM

As Of Period: 12/31/2024

LEXINGTON LOCAL SCHOOLS Revenue Account Summary

Fund-SCC	Description	FYTDReceivable	FYTD Received	MTD Received	YTD Received
SCC:	0000				
001-0000	GENERAL FUND	\$ 27,673,387.30	\$ 12,991,747.10	\$ 857,972.62	\$ 29,019,467.35
		\$ 27,673,387.30	\$ 12,991,747.10	\$ 857,972.62	\$ 29,019,467.35
SCC:	9412				
001-9412	GENERAL BUDGET RESERVE SET-ASIDE-1%/BWC	0.00	0.00	0.00	0.00
		\$ 0.00	\$ 0.00	\$ 0.00	\$ 0.00
SCC:	0000				
002-0000	BOND RETIREMENT FUND	3,434,135.16	1,446,594.92	65.95	3,494,628.29
003-0000	PERMANENT IMPROVEMENT FUND	770,289.09	336,780.88	13.18	797,619.35
004-0000	LFI BUILDING FUND	18,281.23	8,681.10	1,269.23	17,277.73
006-0000	FOOD SERVICE FUND	1,078,913.14	460,273.74	161,941.65	1,105,085.14
		\$ 5,301,618.62	\$ 2,252,330.64	\$ 163,290.01	\$ 5,414,610.51
SCC:	9100				
007-9100	LEXINGTON MINUTEMEN ACADEMIC SCHOLARSHIP FUND	19,768.86	9,041.30	439.98	21,566.79
		\$ 19,768.86	\$ 9,041.30	\$ 439.98	\$ 21,566.79
SCC:	9800				
007-9800	TERRY McCAMMON SCHOLARSHIP FUND	0.00	500.00	0.00	500.00
		\$ 0.00	\$ 500.00	\$ 0.00	\$ 500.00
SCC:	0000				
010-0000	CLASSROOM FACILITIES CONSTRUCTION FUND	23,654.60	10,077.42	1,395.82	21,100.07
		\$ 23,654.60	\$ 10,077.42	\$ 1,395.82	\$ 21,100.07
SCC:	9100				
018-9100	HIGH SCHOOL PRINCIPAL'S FUND	8,346.35	4,981.00	2,043.70	9,872.53
		\$ 8,346.35	\$ 4,981.00	\$ 2,043.70	\$ 9,872.53
SCC:	9101				
018-9101	HIGH SCHOOL FLOWER FUND	115.00	0.00	0.00	115.00
		\$ 115.00	\$ 0.00	\$ 0.00	\$ 115.00
SCC:	9102				
018-9102	HIGH SCHOOL ART	100.00	0.00	0.00	100.00
		\$ 100.00	\$ 0.00	\$ 0.00	\$ 100.00
SCC:	9103				
018-9103	MERRY MINUTEMEN PBIS	0.00	22,280.57	6,416.43	22,280.57
		\$ 0.00	\$ 22,280.57	\$ 6,416.43	\$ 22,280.57
SCC:	9200				
018-9200	JUNIOR HIGH PRINCIPAL'S FUND	3,485.63	1,095.69	0.00	1,807.51
		\$ 3,485.63	\$ 1,095.69	\$ 0.00	\$ 1,807.51
SCC:	9300				
018-9300	EASTERN PRINCIPAL'S FUND	18,332.77	7,904.72	3,402.25	15,683.70

LEXINGTON LOCAL SCHOOLS
Revenue Account Summary

Fund-SCC	Description	FYTDReceivable	FYTD Received	MTD Received	YTD Received
		\$ 18,332.77	\$ 7,904.72	\$ 3,402.25	\$ 15,683.70
SCC:	9301				
018-9301	EASTERN ELEMENTARY BOOKFAIR/BOXTOPS FUND	\$ 1,885.22	\$ 0.00	\$ 0.00	\$ 47.70
		\$ 1,885.22	\$ 0.00	\$ 0.00	\$ 47.70
SCC:	9302				
018-9302	EASTERN ELEMENTARY MATH	0.00	0.00	0.00	0.00
		\$ 0.00	\$ 0.00	\$ 0.00	\$ 0.00
SCC:	9303				
018-9303	EASTERN RUN CLUB	1,030.00	1,190.00	0.00	1,190.00
		\$ 1,030.00	\$ 1,190.00	\$ 0.00	\$ 1,190.00
SCC:	9400				
018-9400	CENTRAL PRINCIPAL'S FUND	2,478.52	1,781.36	6.00	3,201.66
		\$ 2,478.52	\$ 1,781.36	\$ 6.00	\$ 3,201.66
SCC:	9401				
018-9401	CENTRAL ELEMENTARY BOOKFAIR FUND	5,066.68	4,031.56	0.00	5,213.34
		\$ 5,066.68	\$ 4,031.56	\$ 0.00	\$ 5,213.34
SCC:	9402				
018-9402	CENTRAL ELEMENTARY ART	0.00	0.00	0.00	0.00
		\$ 0.00	\$ 0.00	\$ 0.00	\$ 0.00
SCC:	9500				
018-9500	WESTERN PRINCIPAL'S FUND	2,393.06	1,833.80	26.00	2,238.02
		\$ 2,393.06	\$ 1,833.80	\$ 26.00	\$ 2,238.02
SCC:	9501				
018-9501	WESTERN ELEMENTARY BOOKFAIR/BOXTOPS FUND	258.47	95.00	7.00	305.10
		\$ 258.47	\$ 95.00	\$ 7.00	\$ 305.10
SCC:	9503				
018-9503	WESTERN ELEMENTARY ART	0.00	0.00	0.00	0.00
		\$ 0.00	\$ 0.00	\$ 0.00	\$ 0.00
SCC:	9901				
018-9901	JUNIOR HIGH TEACHER ADVISORY FUND	0.00	0.00	0.00	0.00
		\$ 0.00	\$ 0.00	\$ 0.00	\$ 0.00
SCC:	9001				
019-9001	ACADEMIC BOOSTERS GRANTS	0.00	0.00	0.00	0.00
		\$ 0.00	\$ 0.00	\$ 0.00	\$ 0.00
SCC:	9121				
019-9121	CENTRAL ELEMENTARY PTO GRANTS	96.99	35.46	5.31	89.79
		\$ 96.99	\$ 35.46	\$ 5.31	\$ 89.79

Reporting Period: December 2024 (FY 2025)

1/10/25 10:23 AM

As Of Period: 12/31/2024

LEXINGTON LOCAL SCHOOLS
Revenue Account Summary

Fund-SCC	Description	FYTDReceivable	FYTD Received	MTD Received	YTD Received
SCC:	9122				
019-9122	EASTERN ELEMENTARY PTO GRANTS	\$ 99.89	\$ 35.46	\$ 5.31	\$ 89.80
		\$ 99.89	\$ 35.46	\$ 5.31	\$ 89.80
SCC:	9123				
019-9123	WESTERN ELEMENTARY PTO GRANTS	98.44	35.44	5.31	89.76
		\$ 98.44	\$ 35.44	\$ 5.31	\$ 89.76
SCC:	9200				
019-9200	RICHLAND COUNTY FOUNDATION GRANT PLAYGROUND	0.00	0.00	0.00	0.00
		\$ 0.00	\$ 0.00	\$ 0.00	\$ 0.00
SCC:	9226				
019-9226	RICH CO FOUND GRANT-SCIENCE ENRICH FIELD TRIP	0.00	0.00	0.00	0.00
		\$ 0.00	\$ 0.00	\$ 0.00	\$ 0.00
SCC:	9228				
019-9228	RICH CO FOUND GRANT-SOCIAL STUDIES MAKERSPACE	0.00	0.00	0.00	0.00
		\$ 0.00	\$ 0.00	\$ 0.00	\$ 0.00
SCC:	9229				
019-9229	RICHLAND CO FOUND GRANT-SCIENCE LAB ACTIVITY REVITALIZATION	0.00	0.00	0.00	0.00
		\$ 0.00	\$ 0.00	\$ 0.00	\$ 0.00
SCC:	9230				
019-9230	RICHLAND CO FOUND GRANT-STEAMTASTIC LEARNING	0.00	0.00	0.00	0.00
		\$ 0.00	\$ 0.00	\$ 0.00	\$ 0.00
SCC:	9231				
019-9231	RICHLAND CO FOUND GRANT-SOCIAL STUDIES BOARD GAME STUDIO	0.00	0.00	0.00	0.00
		\$ 0.00	\$ 0.00	\$ 0.00	\$ 0.00
SCC:	9232				
019-9232	RICHLAND CO FOUND GRANT-MARVELOUS MATHEMATICAL THINKING	0.00	0.00	0.00	0.00
		\$ 0.00	\$ 0.00	\$ 0.00	\$ 0.00
SCC:	9233				
019-9233	RICHLAND CO FOUND GRANT-FOOTPRINT IMPRESSION LAB PROJECT	0.00	0.00	0.00	0.00
		\$ 0.00	\$ 0.00	\$ 0.00	\$ 0.00
SCC:	9234				

Reporting Period: December 2024 (FY 2025)

1/10/25 10:23 AM

As Of Period: 12/31/2024

LEXINGTON LOCAL SCHOOLS
Revenue Account Summary

Fund-SCC	Description	FYTDReceivable	FYTD Received	MTD Received	YTD Received
019-9234	RICHLAND CO FOUND GRANT-CIRCUIT CRAZE	\$ 0.00	\$ 0.00	\$ 0.00	\$ 0.00
SCC:	9235	\$ 0.00	\$ 0.00	\$ 0.00	\$ 0.00
019-9235	RICHLAND CO FOUND GRANT-NOVELS IN VERSE BOOK CLUB	0.00	2.05	0.00	2.05
SCC:	9236	\$ 0.00	\$ 2.05	\$ 0.00	\$ 2.05
019-9236	RICHLAND CO FOUND GRANT-CODING EXPRESS BY LEGO EDUCATION	0.00	(2.05)	0.00	(2.05)
SCC:	9237	\$ 0.00	\$ (2.05)	\$ 0.00	\$ (2.05)
019-9237	RICHLAND CO FOUND GRANT-SCIENCE: OH COOL, LOOK AT THAT	1,389.79	1,389.79	0.00	1,389.79
SCC:	9238	\$ 1,389.79	\$ 1,389.79	\$ 0.00	\$ 1,389.79
019-9238	RICHLAND CO FOUND GRANT-ANALYZING SKELETAL REMAINS	1,473.10	1,473.10	0.00	1,473.10
SCC:	9239	\$ 1,473.10	\$ 1,473.10	\$ 0.00	\$ 1,473.10
019-9239	OTHER GRANT	0.00	5,000.00	5,000.00	5,000.00
SCC:	9301	\$ 0.00	\$ 5,000.00	\$ 5,000.00	\$ 5,000.00
019-9301	RICH CO FOUND/SECO ROBOTICS GRANT (HEIMANN)	0.00	0.00	0.00	0.00
SCC:	9302	\$ 0.00	\$ 0.00	\$ 0.00	\$ 0.00
019-9302	RICH CO RETIRED TEACHERS ASSOC	0.00	0.00	0.00	0.00
SCC:	9304	\$ 0.00	\$ 0.00	\$ 0.00	\$ 0.00
019-9304	RICHLAND CO RETIRED TEACHERS - HS ENGLISH	0.00	0.00	0.00	0.00
SCC:	9401	\$ 0.00	\$ 0.00	\$ 0.00	\$ 0.00
019-9401	MARTHA HOLDEN JENNINGS GRANT	0.00	0.00	0.00	1,084.00
SCC:	9601	\$ 0.00	\$ 0.00	\$ 0.00	\$ 1,084.00
022-9601	OHSAA TOURNAMENT AGENCY FUND	181.25	7,325.00	(2,896.00)	508.25
SCC:	0000	\$ 181.25	\$ 7,325.00	\$ (2,896.00)	\$ 508.25

Reporting Period: December 2024 (FY 2025)

1/10/25 10:23 AM

As Of Period: 12/31/2024

LEXINGTON LOCAL SCHOOLS
Revenue Account Summary

Fund-SCC	Description	FYTDReceivable	FYTD Received	MTD Received	YTD Received
024-0000	EMPLOYEE BENEFITS FUND FOR MEDICAL/DENTAL	\$ 5,846,960.65	\$ 3,005,200.24	\$ 496,548.75	\$ 6,036,553.93
034-0000	OFCC PROJECT MAINTENANCE FUND	191,195.82	82,108.81	3.54	197,984.52
		\$ 6,038,156.47	\$ 3,087,309.05	\$ 496,552.29	\$ 6,234,538.45
SCC:	9101				
200-9101	HIGH SCHOOL ART CLUB	0.00	0.00	0.00	0.00
		\$ 0.00	\$ 0.00	\$ 0.00	\$ 0.00
SCC:	9102				
200-9102	HIGH SCHOOL DRAMA CLUB	9,259.47	329.70	0.00	9,589.17
		\$ 9,259.47	\$ 329.70	\$ 0.00	\$ 9,589.17
SCC:	9104				
200-9104	HIGH SCHOOL LEADERSHIP COUNCIL	2,086.00	0.00	0.00	2,086.00
		\$ 2,086.00	\$ 0.00	\$ 0.00	\$ 2,086.00
SCC:	9107				
200-9107	HIGH SCHOOL SPANISH CLUB	420.00	0.00	0.00	0.00
		\$ 420.00	\$ 0.00	\$ 0.00	\$ 0.00
SCC:	9108				
200-9108	HIGH SCHOOL LEO CLUB	816.68	1,002.00	0.00	1,002.00
		\$ 816.68	\$ 1,002.00	\$ 0.00	\$ 1,002.00
SCC:	9114				
200-9114	HIGH SCHOOL STUDENT COUNCIL FUND	4,278.50	3,021.00	30.00	6,684.50
		\$ 4,278.50	\$ 3,021.00	\$ 30.00	\$ 6,684.50
SCC:	9115				
200-9115	HIGH SCHOOL KEY CLUB	1,745.00	280.00	0.00	280.00
		\$ 1,745.00	\$ 280.00	\$ 0.00	\$ 280.00
SCC:	9116				
200-9116	HIGH SCHOOL CHESS CLUB	0.00	0.00	0.00	0.00
		\$ 0.00	\$ 0.00	\$ 0.00	\$ 0.00
SCC:	9119				
200-9119	HIGH SCHOOL YEARBOOK FUND	11,476.00	12,030.00	110.00	14,735.00
		\$ 11,476.00	\$ 12,030.00	\$ 110.00	\$ 14,735.00
SCC:	9120				
200-9120	HIGH SCHOOL JOURNALISM FUND	0.00	0.00	0.00	0.00
		\$ 0.00	\$ 0.00	\$ 0.00	\$ 0.00
SCC:	9121				
200-9121	HIGH SCHOOL NATIONAL HONOR SOCIETY	3,943.00	5,652.50	3,250.50	6,687.50
		\$ 3,943.00	\$ 5,652.50	\$ 3,250.50	\$ 6,687.50
SCC:	9201				

Reporting Period: December 2024 (FY 2025)

1/10/25 10:23 AM

As Of Period: 12/31/2024

LEXINGTON LOCAL SCHOOLS
Revenue Account Summary

Fund-SCC	Description	FYTDReceivable	FYTD Received	MTD Received	YTD Received
200-9201	JUNIOR HIGH ART CLUB	\$ 681.29	\$ 0.00	\$ 0.00	\$ 681.29
		\$ 681.29	\$ 0.00	\$ 0.00	\$ 681.29
SCC:	9204				
200-9204	JUNIOR HIGH STUDENT COUNCIL FUND	1,503.00	709.50	0.00	1,266.50
		\$ 1,503.00	\$ 709.50	\$ 0.00	\$ 1,266.50
SCC:	9205				
200-9205	JUNIOR HIGH LIBRARY CLUB	0.00	0.00	0.00	0.00
		\$ 0.00	\$ 0.00	\$ 0.00	\$ 0.00
SCC:	9207				
200-9207	JUNIOR HIGH ROBOTICS FUND	0.00	410.00	300.00	410.00
		\$ 0.00	\$ 410.00	\$ 300.00	\$ 410.00
SCC:	9301				
200-9301	EASTERN ELEMENTARY STUDENT ACTIVITY FUND	257.46	0.00	0.00	257.46
		\$ 257.46	\$ 0.00	\$ 0.00	\$ 257.46
SCC:	9302				
200-9302	EASTERN ELEMENTARY ROBOTICS FUND	0.00	0.00	0.00	0.00
		\$ 0.00	\$ 0.00	\$ 0.00	\$ 0.00
SCC:	9611				
200-9611	HIGH SCHOOL INFORMED TEENS FUND	103.82	0.00	0.00	79.55
		\$ 103.82	\$ 0.00	\$ 0.00	\$ 79.55
SCC:	9612				
200-9612	JUNIOR HIGH INFORMED TEENS FUND	40.26	13.74	0.00	43.86
		\$ 40.26	\$ 13.74	\$ 0.00	\$ 43.86
SCC:	9115				
300-9115	JAZZ BAND	0.00	0.00	0.00	0.00
		\$ 0.00	\$ 0.00	\$ 0.00	\$ 0.00
SCC:	9116				
300-9116	CHOIR	0.00	0.00	0.00	0.00
		\$ 0.00	\$ 0.00	\$ 0.00	\$ 0.00
SCC:	9206				
300-9206	JUNIOR HIGH PHYS ED DEPARTMENT FUND	0.00	0.00	0.00	0.00
		\$ 0.00	\$ 0.00	\$ 0.00	\$ 0.00
SCC:	9210				
300-9210	JR HIGH INSTRUMENTAL	0.00	0.00	0.00	0.00
		\$ 0.00	\$ 0.00	\$ 0.00	\$ 0.00
SCC:	9600				
300-9600	ATHLETIC FUND	308,500.00	201,863.65	32,936.65	294,277.77

Reporting Period: December 2024 (FY 2025)

1/10/25 10:23 AM

As Of Period: 12/31/2024

LEXINGTON LOCAL SCHOOLS
Revenue Account Summary

Fund-SCC	Description	FYTDReceivable	FYTD Received	MTD Received	YTD Received
		\$ 308,500.00	\$ 201,863.65	\$ 32,936.65	\$ 294,277.77
SCC:	9601				
300-9601	ATHLETIC CAPITAL FUND	\$ 46,000.00	\$ 68,350.00	\$ 0.00	\$ 80,850.00
		\$ 46,000.00	\$ 68,350.00	\$ 0.00	\$ 80,850.00
SCC:	9602				
300-9602	ORCHESTRA	0.00	150.00	0.00	150.00
		\$ 0.00	\$ 150.00	\$ 0.00	\$ 150.00
SCC:	9603				
300-9603	ELEMENTARY MUSIC	0.00	0.00	0.00	0.00
		\$ 0.00	\$ 0.00	\$ 0.00	\$ 0.00
SCC:	9605				
300-9605	BAND	0.00	0.00	0.00	0.00
		\$ 0.00	\$ 0.00	\$ 0.00	\$ 0.00
SCC:	9025				
451-9025	DATA COMMUNICATION FUND	0.00	5,000.00	0.00	5,000.00
		\$ 0.00	\$ 5,000.00	\$ 0.00	\$ 5,000.00
SCC:	9024				
516-9024	IDEA PART B GRANTS	6,603.49	6,603.49	0.00	227,705.10
		\$ 6,603.49	\$ 6,603.49	\$ 0.00	\$ 227,705.10
SCC:	9025				
516-9025	IDEA PART B GRANTS	549,729.20	322,650.97	185,040.40	322,650.97
		\$ 549,729.20	\$ 322,650.97	\$ 185,040.40	\$ 322,650.97
SCC:	9024				
572-9024	TITLE I DISADVANTAGED CHILDREN	63,455.12	63,455.12	0.00	200,453.49
		\$ 63,455.12	\$ 63,455.12	\$ 0.00	\$ 200,453.49
SCC:	9025				
572-9025	TITLE I DISADVANTAGED CHILDREN	336,577.07	101,661.11	41,570.02	101,661.11
		\$ 336,577.07	\$ 101,661.11	\$ 41,570.02	\$ 101,661.11
SCC:	9924				
584-9924	STRONGER CONNECTIONS GRANT	35,950.58	35,950.58	0.00	67,818.24
		\$ 35,950.58	\$ 35,950.58	\$ 0.00	\$ 67,818.24
SCC:	9025				
587-9025	IDEA PRESCHOOL-HANDICAPPED	12,914.68	0.00	0.00	0.00
590-9025	IMPROVING TEACHER QUALITY	72,515.08	34,217.18	13,624.73	34,217.18
		\$ 85,429.76	\$ 34,217.18	\$ 13,624.73	\$ 34,217.18
Grand Total		\$ 40,572,272.71	\$ 19,274,844.00	\$ 1,810,534.33	\$ 42,162,149.48

Reporting Period: December 2024 (FY 2025)

1/10/25 10:23 AM

As Of Period: 12/31/2024

LEXINGTON LOCAL SCHOOLS Appropriation Summary Report

Fund-SCC	Description	FYTD Appropriated	Prior Year Encumbrance	FYTD Expendable	FYTD Expended	MTD Expended	Encumbrance	Future Encumbrance	FYTD Unencumbered	Percent Expended/Encumbered
001-0000	GENERAL FUND	\$ 29,307,416.80	\$ 718,410.33	\$ 30,025,827.13	\$ 15,082,698.00	\$ 2,453,767.52	\$ 2,503,793.69	\$ 0.00	\$ 12,439,335.44	58.57 %
001-9412	GENERAL BUDGET RESERVE SET-ASIDE-1%/BWC	0.00	0.00	0.00	0.00	0.00	0.00	0.00	0.00	0.00
002-0000	BOND RETIREMENT FUND	3,109,111.95	0.00	3,109,111.95	2,201,899.79	0.00	858,928.13	0.00	48,284.03	98.45
003-0000	PERMANENT IMPROVEMENT FUND	772,585.05	0.00	772,585.05	334,878.95	2,419.40	7,945.00	0.00	429,761.10	44.37
004-0000	LFI BUILDING FUND	59,217.97	0.00	59,217.97	1,682.97	0.00	0.00	0.00	57,535.00	2.84
006-0000	FOOD SERVICE FUND	1,035,327.81	267.29	1,035,595.10	482,571.75	89,462.29	78,839.86	0.00	474,183.49	54.21
007-9100	LEXINGTON MINUTEMEN ACADEMIC SCHOLARSHIP FUND	18,200.00	0.00	18,200.00	5,500.00	5,500.00	9,500.00	0.00	3,200.00	82.42
007-9800	TERRY McCAMMON SCHOLARSHIP FUND	0.00	0.00	0.00	0.00	0.00	0.00	0.00	0.00	0.00
010-0000	CLASSROOM FACILITIES CONSTRUCTION FUND	196,786.72	0.00	196,786.72	65,930.16	0.00	0.00	0.00	130,856.56	33.50
018-9100	HIGH SCHOOL PRINCIPAL'S FUND	8,566.85	0.00	8,566.85	1,547.82	221.18	2,239.91	0.00	4,779.12	44.21
018-9101	HIGH SCHOOL FLOWER FUND	166.00	0.00	166.00	147.00	0.00	153.00	0.00	(134.00)	180.72
018-9102	HIGH SCHOOL ART	0.00	0.00	0.00	0.00	0.00	0.00	0.00	0.00	0.00
018-9103	MERRY MINUTEMEN PBIS	0.00	0.00	0.00	16,009.84	119.24	4,369.12	0.00	(20,378.96)	0.00
018-9200	JUNIOR HIGH PRINCIPAL'S FUND	5,698.87	0.00	5,698.87	1,057.32	0.00	585.18	0.00	4,056.37	28.82
018-9300	EASTERN PRINCIPAL'S FUND	17,152.81	0.00	17,152.81	3,787.22	354.09	1,510.00	0.00	11,855.59	30.88
018-9301	EASTERN ELEMENTARY BOOKFAIR/BOXTOPS FUND	2,934.01	0.00	2,934.01	0.00	0.00	4,500.00	0.00	(1,565.99)	153.37
018-9302	EASTERN ELEMENTARY MATH	0.00	0.00	0.00	0.00	0.00	0.00	0.00	0.00	0.00
018-9303	EASTERN RUN CLUB	1,149.04	0.00	1,149.04	946.73	0.00	457.27	0.00	(254.96)	122.19
018-9400	CENTRAL PRINCIPAL'S FUND	4,781.55	0.00	4,781.55	6,148.59	161.64	1,577.57	0.00	(2,944.61)	161.58
018-9401	CENTRAL	3,722.44	0.00	3,722.44	0.00	0.00	2,522.48	0.00	1,199.96	67.76

Reporting Period: December 2024 (FY 2025)

1/10/25 10:23 AM

As Of Period: 12/31/2024

LEXINGTON LOCAL SCHOOLS Appropriation Summary Report

Fund-SCC	Description	FYTD Appropriated	Prior Year Encumbrance	FYTD Expendable	FYTD Expended	MTD Expended	Encumbrance	Future Encumbrance	FYTD Unencumbered	Percent Expended/Encumbered
018-9402	ELEMENTARY BOOKFAIR FUND	\$ 0.00	\$ 0.00	\$ 0.00	\$ 0.00	\$ 0.00	\$ 0.00	\$ 0.00	\$ 0.00	0.00 %
018-9500	CENTRAL ELEMENTARY ART WESTERN PRINCIPAL'S FUND	6,104.54	1,253.00	7,357.54	7,091.50	651.54	2,661.20	0.00	(2,395.16)	132.55
018-9501	WESTERN ELEMENTARY BOOKFAIR/BOXTOP S FUND	0.00	0.00	0.00	0.00	0.00	0.00	0.00	0.00	0.00
018-9503	WESTERN ELEMENTARY ART	0.00	0.00	0.00	0.00	0.00	0.00	0.00	0.00	0.00
018-9901	JUNIOR HIGH TEACHER ADVISORY FUND	0.00	0.00	0.00	0.00	0.00	0.00	0.00	0.00	0.00
019-9001	ACADEMIC BOOSTERS GRANTS	0.00	0.00	0.00	0.00	0.00	0.00	0.00	0.00	0.00
019-9121	CENTRAL ELEMENTARY PTO GRANTS	2,500.00	0.00	2,500.00	0.00	0.00	0.00	0.00	2,500.00	0.00
019-9122	EASTERN ELEMENTARY PTO GRANTS	2,500.00	0.00	2,500.00	0.00	0.00	0.00	0.00	2,500.00	0.00
019-9123	WESTERN ELEMENTARY PTO GRANTS	2,500.00	0.00	2,500.00	0.00	0.00	0.00	0.00	2,500.00	0.00
019-9200	RICHLAND COUNTY FOUNDATION GRANT PLAYGROUND	200.00	0.00	200.00	0.00	0.00	0.00	0.00	200.00	0.00
019-9226	RICH CO FOUND GRANT-SCIENCE ENRICH FIELD TRIP	91.55	0.00	91.55	91.55	0.00	0.00	0.00	0.00	100.00
019-9228	RICH CO FOUND GRANT-SOCIAL STUDIES MAKERSPACE	17.52	0.00	17.52	17.52	0.00	0.00	0.00	0.00	100.00
019-9229	RICHLAND CO FOUND GRANT-SCIENCE LAB ACTIVITY REVITALIZATION	42.31	0.00	42.31	42.31	0.00	0.00	0.00	0.00	100.00
019-9230	RICHLAND CO FOUND GRANT-STEAMTASTIC LEARNING	1.54	0.00	1.54	1.54	0.00	0.00	0.00	0.00	100.00
019-9231	RICHLAND CO FOUND GRANT-	136.47	0.00	136.47	136.47	0.00	0.00	0.00	0.00	100.00

Reporting Period: December 2024 (FY 2025)

1/10/25 10:23 AM

As Of Period: 12/31/2024

LEXINGTON LOCAL SCHOOLS Appropriation Summary Report

Fund-SCC	Description	FYTD Appropriated	Prior Year Encumbrance	FYTD Expendable	FYTD Expended	MTD Expended	Encumbrance	Future Encumbrance	FYTD Unencumbered	Percent Expended/Encumbered
019-9232	SOCIAL STUDIES BOARD GAME STUDIO RICHLAND CO FOUND GRANT-MARVELOUS MATHEMATICAL THINKING	\$ 8.64	\$ 0.00	\$ 8.64	\$ 8.64	\$ 0.00	\$ 0.00	\$ 0.00	\$ 0.00	100.00 %
019-9233	RICHLAND CO FOUND GRANT-FOOTPRINT IMPRESSION LAB PROJECT	75.45	0.00	75.45	75.45	0.00	0.00	0.00	0.00	100.00
019-9234	RICHLAND CO FOUND GRANT-CIRCUIT CRAZE	29.99	0.00	29.99	29.99	0.00	0.00	0.00	0.00	100.00
019-9235	RICHLAND CO FOUND GRANT-NOVELS IN VERSE BOOK CLUB	12.35	0.00	12.35	14.40	0.00	0.00	0.00	(2.05)	116.60
019-9236	RICHLAND CO FOUND GRANT-CODING EXPRESS BY LEGO EDUCATION	2.05	0.00	2.05	0.00	0.00	0.00	0.00	2.05	0.00
019-9237	RICHLAND CO FOUND GRANT-SCIENCE: OH COOL, LOOK AT THAT	1,389.79	0.00	1,389.79	1,288.84	0.00	206.91	0.00	(105.96)	107.62
019-9238	RICHLAND CO FOUND GRANT-ANALYZING SKELETAL REMAINS	1,473.10	0.00	1,473.10	0.00	0.00	1,484.04	0.00	(10.94)	100.74
019-9239	OTHER GRANT	0.00	0.00	0.00	946.14	946.14	4,036.34	0.00	(4,982.48)	0.00
019-9301	RICH CO FOUND/SECO ROBOTICS GRANT (HEIMANN)	31.72	0.00	31.72	0.00	0.00	0.00	0.00	31.72	0.00
019-9302	RICH CO RETIRED TEACHERS ASSOC	150.00	0.00	150.00	0.00	0.00	0.00	0.00	150.00	0.00
019-9304	RICHLAND CO RETIRED TEACHERS - HS ENGLISH	200.00	0.00	200.00	0.00	0.00	0.00	0.00	200.00	0.00
019-9401	MARTHA HOLDEN JENNINGS GRANT	0.00	0.00	0.00	0.00	0.00	0.00	0.00	0.00	0.00

Reporting Period: December 2024 (FY 2025)

1/10/25 10:23 AM

As Of Period: 12/31/2024

LEXINGTON LOCAL SCHOOLS Appropriation Summary Report

Fund-SCC	Description	FYTD Appropriated	Prior Year Encumbrance	FYTD Expendable	FYTD Expended	MTD Expended	Encumbrance	Future Encumbrance	FYTD Unencumbered	Percent Expended/Encumbered
022-9601	OHSAA TOURNAMENT AGENCY FUND	\$ 181.25	\$ 0.00	\$ 181.25	\$ 0.00	\$ 0.00	\$ 0.00	\$ 0.00	\$ 181.25	0.00 %
024-0000	EMPLOYEE BENEFITS FUND FOR MEDICAL/DENTAL	6,050,847.82	0.00	6,050,847.82	2,819,442.84	395,032.91	391,280.79	0.00	2,840,124.19	53.06
034-0000	OFCC PROJECT MAINTENANCE FUND	6,500.00	0.00	6,500.00	1,252.62	0.00	0.00	0.00	5,247.38	19.27
200-9101	HIGH SCHOOL ART CLUB	0.00	0.00	0.00	0.00	0.00	0.00	0.00	0.00	0.00
200-9102	HIGH SCHOOL DRAMA CLUB	12,640.83	1,521.29	14,162.12	916.00	0.00	3,430.29	0.00	9,815.83	30.69
200-9104	HIGH SCHOOL LEADERSHIP COUNCIL	602.94	0.00	602.94	0.00	0.00	200.00	0.00	402.94	33.17
200-9107	HIGH SCHOOL SPANISH CLUB	0.00	385.60	385.60	385.60	0.00	0.00	0.00	0.00	100.00
200-9108	HIGH SCHOOL LEO CLUB	538.72	0.00	538.72	973.09	840.72	707.63	0.00	(1,142.00)	311.98
200-9114	HIGH SCHOOL STUDENT COUNCIL FUND	4,376.96	0.00	4,376.96	4,553.72	710.00	546.69	0.00	(723.45)	116.53
200-9115	HIGH SCHOOL KEY CLUB	2,183.16	0.00	2,183.16	542.00	442.00	100.00	0.00	1,541.16	29.41
200-9116	HIGH SCHOOL CHESS CLUB	144.46	0.00	144.46	100.00	0.00	0.00	0.00	44.46	69.22
200-9119	HIGH SCHOOL YEARBOOK FUND	22,500.00	0.00	22,500.00	24,595.70	0.00	825.00	0.00	(2,920.70)	112.98
200-9120	HIGH SCHOOL JOURNALISM FUND	223.60	0.00	223.60	0.00	0.00	0.00	0.00	223.60	0.00
200-9121	HIGH SCHOOL NATIONAL HONOR SOCIETY	3,523.51	0.00	3,523.51	3,010.76	0.00	500.00	0.00	12.75	99.64
200-9201	JUNIOR HIGH ART CLUB	500.00	0.00	500.00	0.00	0.00	0.00	0.00	500.00	0.00
200-9204	JUNIOR HIGH STUDENT COUNCIL FUND	539.45	2,084.00	2,623.45	2,009.96	0.00	576.00	0.00	37.49	98.57
200-9205	JUNIOR HIGH LIBRARY CLUB	0.00	0.00	0.00	0.00	0.00	0.00	0.00	0.00	0.00
200-9207	JUNIOR HIGH ROBOTICS FUND	0.00	0.00	0.00	0.00	0.00	0.00	0.00	0.00	0.00
200-9301	EASTERN ELEMENTARY STUDENT ACTIVITY FUND	968.56	0.00	968.56	511.00	380.42	200.10	0.00	257.46	73.42

Reporting Period: December 2024 (FY 2025)

1/10/25 10:23 AM

As Of Period: 12/31/2024

LEXINGTON LOCAL SCHOOLS Appropriation Summary Report

Fund-SCC	Description	FYTD Appropriated	Prior Year Encumbrance	FYTD Expendable	FYTD Expended	MTD Expended	Encumbrance	Future Encumbrance	FYTD Unencumbered	Percent Expended/Encumbered
200-9302	EASTERN ELEMENTARY ROBOTICS FUND	\$ 575.16	\$ 0.00	\$ 575.16	\$ 0.00	\$ 0.00	\$ 0.00	\$ 0.00	\$ 575.16	0.00 %
200-9611	HIGH SCHOOL INFORMED TEENS FUND	387.90	0.00	387.90	71.94	0.00	0.00	0.00	315.96	18.55
200-9612	JUNIOR HIGH INFORMED TEENS FUND	185.26	0.00	185.26	42.70	42.70	0.00	0.00	142.56	23.05
300-9115	JAZZ BAND	757.62	0.00	757.62	0.00	0.00	0.00	0.00	757.62	0.00
300-9116	CHOIR	373.05	0.00	373.05	243.54	0.00	0.00	0.00	129.51	65.28
300-9206	JUNIOR HIGH PHYS ED DEPARTMENT FUND	545.33	121.96	667.29	0.00	0.00	1,321.96	0.00	(654.67)	198.11
300-9210	JR HIGH INSTRUMENTAL	0.00	0.00	0.00	0.00	0.00	0.00	0.00	0.00	0.00
300-9600	ATHLETIC FUND	308,350.00	1,113.83	309,463.83	207,171.17	28,361.63	85,401.45	0.00	16,891.21	94.54
300-9601	ATHLETIC CAPITAL FUND	40,991.60	0.00	40,991.60	65,021.00	0.00	1,500.00	0.00	(25,529.40)	162.28
300-9602	ORCHESTRA	0.00	0.00	0.00	0.00	0.00	0.00	0.00	0.00	0.00
300-9603	ELEMENTARY MUSIC	1,000.00	0.00	1,000.00	0.00	0.00	0.00	0.00	1,000.00	0.00
300-9605	BAND	232.95	0.00	232.95	0.00	0.00	0.00	0.00	232.95	0.00
451-9025	DATA COMMUNICATION FUND	9,000.00	0.00	9,000.00	9,000.00	0.00	0.00	0.00	0.00	100.00
516-9024	IDEA PART B GRANTS	0.00	0.00	0.00	0.00	0.00	0.00	0.00	0.00	0.00
516-9025	IDEA PART B GRANTS	549,729.20	0.00	549,729.20	380,237.23	111,086.03	575,453.96	0.00	(405,961.99)	173.85
572-9024	TITLE I DISADVANTAGED CHILDREN	49,870.24	0.00	49,870.24	9,822.12	0.00	0.00	0.00	40,048.12	19.70
572-9025	TITLE I DISADVANTAGED CHILDREN	296,528.95	0.00	296,528.95	130,099.62	28,819.37	9,709.23	0.00	156,720.10	47.15
584-9924	STRONGER CONNECTIONS GRANT	0.00	0.00	0.00	0.00	0.00	0.00	0.00	0.00	0.00
587-9025	IDEA PRESCHOOL-HANDICAPPED	12,914.68	0.00	12,914.68	0.00	0.00	11,056.50	0.00	1,858.18	85.61
590-9025	IMPROVING TEACHER QUALITY	72,515.08	0.00	72,515.08	44,327.65	10,114.47	0.00	0.00	28,187.43	61.13
Grand Total		\$ 42,010,513.17	\$ 725,157.30	\$ 42,735,670.47	\$ 21,918,880.75	\$ 3,129,433.29	\$ 4,568,119.30	\$ 0.00	\$ 16,248,670.42	