

# LEXINGTON LOCAL SCHOOLS



---

## FINANCIAL REPORT FOR THE PERIOD ENDING OCTOBER 31, 2024

---

PREPARED BY  
JASON WHITESEL, TREASURER/CFO

Date: 11/04/2024  
Time: 09:21

LEXINGTON LOCAL SCHOOLS  
Cash Reconciliation as of 10/31/2024

Page: 1

Gross Depository Balances:

Richland Bank MMA 5719	\$1,051,518.87
Richland Bank Sweep Acct 3520	\$1,595,862.51
Richland Bank General Acct 0580	\$300,000.00
Richland Bank Anthem Sweep 3523	\$726,107.10
Richland Bank EE Benefits 3180	\$0.00
Richland Bank Payroll Acct 9780	\$36,161.02
Richland Bank Athletic Acct 3280	\$2,710.00

Total Depository Balances (Gross)		\$3,712,359.50
-----------------------------------	--	----------------

Adjustments to Bank Balance:

Cash in Transit to Bank	\$3,620.00
Outstanding Checks	(\$199,385.29)
Adjustments:	
Municipal Income Tax	(\$496.93)

Total Adjustments to Bank Balance		(\$196,262.22)
-----------------------------------	--	----------------

Investments:

Treasury Bonds and Notes	\$3,286,280.12
Certificate of Deposits	\$3,710,032.88
Other Securities	\$0.00
Other Investments:	
Richland Bank MMA 5750	\$2,717,808.93
Richland Bank MMA R252	\$740,412.51

Total Investments		\$10,454,534.44
-------------------	--	-----------------

Cash on Hand:

Petty Cash:	
Treasurer's Office	\$100.00
High School	\$50.00
Junior High School	\$50.00
Eastern, Central, Western	\$200.00
Change Cash:	
Athletic Change	\$3,000.00
Junior High School Change	\$0.00
Central Change	\$0.00
Food Service Change	\$276.00
Cash with Fiscal Agent	\$0.00

Total Cash on Hand		\$3,676.00
--------------------	--	------------

Total Balances		\$13,974,307.72
----------------	--	-----------------

Total Fund Balance		\$13,974,307.72
--------------------	--	-----------------

Depository Clearance Accounts:

Account Name : Lexington Local SD Managing Agency

Summary Of Investment Holdings

Account No : 5750

October 01, 2024 through October 31, 2024

Shares or Par Value	Investment Category			Avg Unit Cost	Cost Basis	Unit Price	Market Value	Estimated Current Ann Inc	Yield
Money Markets - Taxable									
2,717,808.93	Northern Instl Government Select Portfolio			1.00	2,717,808.93	1.00	2,717,808.93	128,552.36	4.73%
Totals					2,717,808.93		2,717,808.93	128,552.36	4.73%
Marketable CDs									
200,000	Industrial & Com Bank	0.3	0.350%	02/11/2025	100.00	200,000.00	98.82	197,646.81	700.00 0.35%
150,000	Barclays Bk Del		2.950%	05/12/2025	100.00	150,000.00	99.23	148,838.73	4,425.00 2.97%
248,000	Goldman Sachs Bk USA		0.800%	08/18/2025	100.00	248,000.00	97.26	241,216.55	1,984.00 0.82%
200,000	First Ctzn Bk & Tr Co	Rale	4.700%	10/28/2025	100.00	200,000.00	100.45	200,908.10	9,400.00 4.68%
200,000	Morgan Stanley Private Bk	N	4.050%	09/30/2026	100.00	200,000.00	99.69	199,376.90	8,100.00 4.06%
200,000	Morgan Stanley Bk	N A	4.950%	10/30/2026	100.00	200,000.00	100.46	200,917.77	9,900.00 4.93%
248,000	Somerset Tr Co	Pa	4.350%	01/13/2027	100.00	248,000.00	100.03	248,085.23	10,788.00 4.35%
200,000	First Bank Chicago		5.000%	05/07/2027	100.00	200,000.00	100.29	200,585.64	10,000.00 4.99%
243,000	Bankers Bk Madison	WI	4.250%	11/24/2027	100.00	243,000.00	100.89	245,154.40	10,327.50 4.21%
200,000	Dmb Cmnty Bk Deforest	Wis	4.450%	12/06/2027	100.00	200,000.00	101.48	202,960.35	8,900.00 4.39%
248,000	Merrick Bk South Jordan	UT 3	3.900%	03/20/2028	99.73	247,332.88	99.89	247,728.38	9,672.00 3.90%
243,000	Discover Bk		4.400%	04/17/2028	100.04	243,085.52	101.52	246,688.47	10,692.00 4.33%
243,000	Bmo Harris Bk Natl Assn	Chi	4.500%	05/16/2028	100.00	243,000.00	101.83	247,435.50	10,935.00 4.42%
150,000	United Fid Bk Fsb	Evansville	4.500%	06/29/2028	100.00	150,000.00	104.06	156,095.08	6,750.00 4.32%
248,000	UBS Bk USA Salt Lake City	UT	4.100%	02/07/2029	100.65	249,614.48	100.67	249,664.78	10,168.00 4.07%
243,000	American Express Natl Bk	Br	3.750%	09/11/2029	100.00	243,000.00	99.13	240,881.25	9,112.50 3.78%
245,000	Customers Bk Phoenixville	PA	3.950%	10/30/2029	100.00	245,000.00	99.98	244,946.50	9,677.50 3.95%
Totals					3,710,032.88		3,719,130.44	141,531.50	3.81%
U.S. Treasury Bds/Nts									
300,000	United States Treas Nts		3.250%	06/30/2027	98.00	294,000.00	97.79	293,378.91	9,750.00 3.32%
250,000	United States Treas Bds		3.125%	11/15/2028	98.73	246,812.50	96.14	240,351.56	7,812.50 3.25%
250,000	US Treasury Notes		2.375%	05/15/2029	95.38	238,437.50	92.68	231,689.45	5,937.50 2.56%
Totals					779,250.00		765,419.92	23,500.00	3.07%

Account Name : Lexington Local SD Managing Agency

Summary Of Investment Holdings

Account No : 5750

October 01, 2024 through October 31, 2024

Shares or Par Value	Investment Category			Avg Unit Cost	Cost Basis	Unit Price	Market Value	Estimated Current Ann Inc	Yield
U.S. Govt Agv-Exempt State									
250,000	Federal Home Loan Banks	2.000%	12/17/2024	100.02	250,058.04	99.66	249,145.23	5,000.00	2.01%
200,000	Federal Home Loan Banks	0.500%	09/10/2025	100.00	200,000.00	96.69	193,389.94	1,000.00	0.52%
200,000	Federal Home Loan Banks	0.500%	11/12/2025	100.00	200,000.00	96.13	192,261.02	1,000.00	0.52%
200,000	Federal Home Loan Banks	1.000%	03/30/2026	100.00	200,000.00	95.45	190,896.82	2,000.00	1.05%
200,000	Federal Farm Cr Bks	4.400%	06/22/2026	100.16	200,313.91	99.90	199,800.53	8,800.00	4.40%
300,000	Federal Home Loan Banks	1.125%	09/29/2026	100.05	300,153.17	94.29	282,861.61	3,375.00	1.19%
250,000	Federal Home Loan Banks	1.300%	11/24/2026	99.88	249,687.50	94.13	235,320.68	3,250.00	1.38%
250,000	Federal Farm Cr Bks	3.875%	10/16/2028	99.77	249,430.00	98.92	247,307.25	9,687.50	3.92%
250,000	Federal Farm Cr Bks	2.000%	11/01/2029	93.00	232,500.00	90.14	225,349.83	5,000.00	2.22%
Totals					2,082,142.62		2,016,332.91	39,112.50	1.94%
U.S. Govt Agv-Non-Ex St-Int Only									
200,000	Federal Home Ln Mtg Corp	3.200%	05/16/2025	100.00	200,000.00	99.35	198,691.73	6,400.00	3.22%
225,000	Federal Natl Mtg Assn	0.650%	07/30/2025	99.95	224,887.50	97.27	218,866.92	1,462.50	0.67%
Totals					424,887.50		417,558.65	7,862.50	1.88%
Total Investments					9,714,121.93		9,636,250.85	340,558.86	3.53%
Plus Net Cash							0.00		
Total Market Value							9,636,250.85		

Gain or Loss amounts and transactions, as shown, may not reflect the amount to be used for income tax purposes.



Account Name : Lexington Local SD Bond Acct Man Agcy

Summary Of Investment Holdings

Account No : R252

October 01, 2024 through October 31, 2024

Shares or Par Value	Investment Category	Avg Unit Cost	Cost Basis	Unit Price	Market Value	Estimated Current Ann Inc	Yield
Money Markets - Taxable							
740,412.51	Northern Instl Government Select Portfolio	1.00	740,412.51	1.00	740,412.51	35,021.51	4.73%
Totals			740,412.51		740,412.51	35,021.51	4.73%
Total Investments			740,412.51		740,412.51	35,021.51	4.73%
Plus Net Cash					0.00		
Total Market Value					740,412.51		

Gain or Loss amounts and transactions, as shown, may not reflect the amount to be used for income tax purposes.

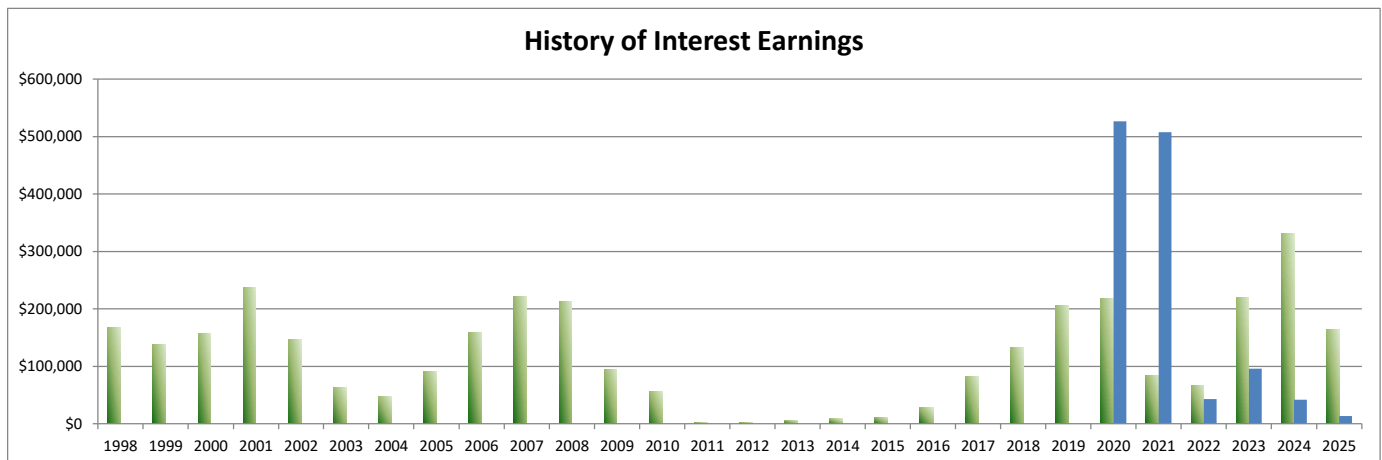
**LEXINGTON LOCAL SCHOOLS**  
**INVESTMENT REPORT FOR THE MONTH ENDING**  
**OCTOBER 31, 2024**

INTEREST EARNED:	THIS MONTH	FISCAL YEAR TO DATE
Richland Bank, General Sweep	\$2,294.00	\$13,765.68
Richland Bank, General MMA	\$5,737.38	\$24,835.38
Richland Bank, Anthem Sweep	\$1,433.22	\$5,806.05
Star Ohio	\$0.00	\$0.00
CDs, Bonds, and other investments	\$40,024.80	\$120,798.30
<b>TOTAL INTEREST RECEIVED</b>	<b>\$49,489.40</b>	<b>\$165,205.41</b>

INTEREST EARNED (LEX BOND ACCT)	THIS MONTH	FISCAL YEAR TO DATE
Richland Bank, General Sweep	\$0.00	\$0.00
Richland Bank, General MMA	\$0.00	\$0.00
Richland Bank, Anthem Sweep	\$0.00	\$0.00
Star Ohio	\$0.00	\$0.00
CDs, Bonds, and other investments	\$3,187.41	\$13,211.20
<b>TOTAL INTEREST RECEIVED</b>	<b>\$3,187.41</b>	<b>\$13,211.20</b>

History of Interest Earnings	Fiscal Year	Interest Earnings
	1998	\$ 167,057.52
	1999	\$ 138,113.69
	2000	\$ 157,991.72
	2001	\$ 236,839.79
	2002	\$ 146,052.34
	2003	\$ 63,712.36
	2004	\$ 47,970.95
	2005	\$ 90,719.94
	2006	\$ 158,724.51
	2007	\$ 221,998.86
	2008	\$ 213,660.34
	2009	\$ 95,639.63
	2010	\$ 56,860.22
	2011	\$ 3,001.78
	2012	\$ 3,090.00
	2013	\$ 5,758.97
	2014	\$ 8,349.92
	2015	\$ 11,765.22
	2016	\$ 28,300.22
	2017	\$ 83,194.26
	2018	\$ 133,582.49
	2019	\$ 205,588.68
	2020	\$ 218,228.66
	2021	\$ 85,117.81
	2022	\$ 67,902.15
	2023	\$ 219,800.00
	2024	\$ 331,922.67
FISCAL Year To Date	<b>2025</b>	<b>\$165,205.41</b>
<b>Total Interest Earnings 1998 to Present</b>		<b>\$ 3,366,150.11</b>

Lex Bond Acct Interest Earnings	Fiscal Year	Interest Earnings
	2020	\$526,044.24
	2021	\$507,134.12
	2022	\$43,256.67
	2023	\$96,119.37
	2024	\$41,935.83
FISCAL Year To Date	<b>2025</b>	<b>\$13,211.20</b>
<b>Total Interest Earnings Lex Bond Acct to Date</b>		<b>\$1,227,701.43</b>



LEXINGTON LOCAL SCHOOLS

Cash Summary Report

Full Account Code	Description	Initial Cash	MTD Received	FYTD Received	MTD Expended	FYTD Expended	Fund Balance
001-0000	GENERAL FUND	\$ 8,351,940.39	\$ 1,838,421.37	\$ 11,257,164.11	\$ 2,399,472.68	\$ 10,262,173.73	\$ 9,346,930.77
001-9412	GENERAL BUDGET RESERVE SET- ASIDE-1%/BWC	87,928.97	0.00	0.00	0.00	0.00	87,928.97
002-0000	BOND RETIREMENT FUND	2,229,755.15	32,068.53	1,446,528.97	0.00	2,201,899.79	1,474,384.33
003-0000	PERMANENT IMPROVEMENT FUND	2,295.96	38,758.95	336,741.78	6,187.73	318,947.75	20,089.99
004-0000	LFI BUILDING FUND	348,265.33	1,518.00	6,039.19	0.00	1,682.97	352,621.55
006-0000	FOOD SERVICE FUND	411,050.45	140,750.62	239,760.86	86,942.66	281,154.91	369,656.40
007-9100	LEXINGTON MINUTEMEN ACADEMIC SCHOLARSHIP FUND	142,062.64	532.43	4,818.14	0.00	0.00	146,880.78
007-9800	TERRY McCAMMON SCHOLARSHIP FUND	0.00	0.00	500.00	0.00	0.00	500.00
010-0000	CLASSROOM FACILITIES CONSTRUCTION FUND	446,549.11	1,669.41	7,172.01	0.00	65,930.16	387,790.96
018-9100	HIGH SCHOOL PRINCIPAL'S FUND	220.50	966.90	2,095.22	58.57	192.57	2,123.15
018-9101	HIGH SCHOOL FLOWER FUND	51.00	0.00	0.00	0.00	88.00	(37.00)
018-9102	HIGH SCHOOL ART	100.00	0.00	0.00	0.00	0.00	100.00
018-9103	MERRY MINUTEMEN PBIS	0.00	12,958.46	13,843.64	0.00	0.00	13,843.64
018-9200	JUNIOR HIGH PRINCIPAL'S FUND	8,861.99	0.00	891.69	45.00	210.00	9,543.68
018-9300	EASTERN PRINCIPAL'S FUND	6,293.56	1,781.75	4,054.75	829.04	1,879.22	8,469.09
018-9301	EASTERN ELEMENTARY BOOKFAIR/BOXTOPS FUND	3,526.10	0.00	0.00	0.00	0.00	3,526.10
018-9302	EASTERN ELEMENTARY MATH	1,036.52	0.00	0.00	0.00	0.00	1,036.52
018-9303	EASTERN RUN CLUB	394.88	0.00	1,190.00	882.73	946.73	638.15
018-9400	CENTRAL PRINCIPAL'S FUND	2,303.03	1,007.00	1,727.36	2,569.54	5,851.44	(1,821.05)
018-9401	CENTRAL ELEMENTARY BOOKFAIR FUND	8,056.37	0.00	13.00	0.00	0.00	8,069.37
018-9402	CENTRAL ELEMENTARY ART	1,899.77	0.00	0.00	0.00	0.00	1,899.77
018-9500	WESTERN PRINCIPAL'S FUND	17,123.40	30.00	1,777.80	767.58	6,202.95	12,698.25
018-9501	WESTERN ELEMENTARY BOOKFAIR/BOXTOPS FUND	4,336.03	24.00	63.00	0.00	0.00	4,399.03
018-9503	WESTERN ELEMENTARY ART	812.30	0.00	0.00	0.00	0.00	812.30
018-9901	JUNIOR HIGH TEACHER ADVISORY FUND	95.30	0.00	0.00	0.00	0.00	95.30
019-9001	ACADEMIC BOOSTERS GRANTS	769.07	0.00	0.00	0.00	0.00	769.07
019-9121	CENTRAL ELEMENTARY PTO GRANTS	3,038.80	6.70	22.60	0.00	0.00	3,061.40
019-9122	EASTERN ELEMENTARY PTO GRANTS	3,691.93	6.71	22.60	0.00	0.00	3,714.53
019-9123	WESTERN ELEMENTARY PTO GRANTS	4,428.30	6.71	22.59	0.00	0.00	4,450.89
019-9200	RICHLAND COUNTY FOUNDATION GRANT PLAYGROUND	200.00	0.00	0.00	0.00	0.00	200.00
019-9226	RICH CO FOUND GRANT-SCIENCE ENRICH FIELD TRIP	91.55	0.00	0.00	0.00	91.55	0.00
019-9228	RICH CO FOUND GRANT-SOCIAL STUDIES MAKERSPACE	17.52	0.00	0.00	0.00	17.52	0.00
019-9229	RICHLAND CO FOUND GRANT- SCIENCE LAB ACTIVITY	42.31	0.00	0.00	0.00	42.31	0.00

LEXINGTON LOCAL SCHOOLS

Cash Summary Report

Full Account Code	Description	Initial Cash	MTD Received	FYTD Received	MTD Expended	FYTD Expended	Fund Balance
	REVITALIZATION						
019-9230	RICHLAND CO FOUND GRANT-STEAMTASTIC LEARNING	\$ 1.54	\$ 0.00	\$ 0.00	\$ 0.00	\$ 1.54	\$ 0.00
019-9231	RICHLAND CO FOUND GRANT-SOCIAL STUDIES BOARD GAME STUDIO	136.47	0.00	0.00	0.00	136.47	0.00
019-9232	RICHLAND CO FOUND GRANT-MARVELOUS MATHEMATICAL THINKING	8.64	0.00	0.00	0.00	8.64	0.00
019-9233	RICHLAND CO FOUND GRANT-FOOTPRINT IMPRESSION LAB PROJECT	75.45	0.00	0.00	0.00	75.45	0.00
019-9234	RICHLAND CO FOUND GRANT-CIRCUIT CRAZE	29.99	0.00	0.00	0.00	29.99	0.00
019-9235	RICHLAND CO FOUND GRANT-NOVELS IN VERSE BOOK CLUB	12.35	0.00	2.05	0.00	14.40	0.00
019-9236	RICHLAND CO FOUND GRANT-CODING EXPRESS BY LEGO EDUCATION	2.05	0.00	(2.05)	0.00	0.00	0.00
019-9237	RICHLAND CO FOUND GRANT-SCIENCE: OH COOL, LOOK AT THAT	0.00	0.00	1,389.79	1,288.84	1,288.84	100.95
019-9238	RICHLAND CO FOUND GRANT-ANALYZING SKELETAL REMAINS	0.00	0.00	1,473.10	0.00	0.00	1,473.10
019-9301	RICH CO FOUND/SECO ROBOTICS GRANT (HEIMANN)	31.72	0.00	0.00	0.00	0.00	31.72
019-9302	RICH CO RETIRED TEACHERS ASSOC	150.00	0.00	0.00	0.00	0.00	150.00
019-9304	RICHLAND CO RETIRED TEACHERS - HS ENGLISH	200.00	0.00	0.00	0.00	0.00	200.00
019-9401	MARTHA HOLDEN JENNINGS GRANT	0.94	0.00	0.00	0.00	0.00	0.94
022-9601	OHSAA TOURNAMENT AGENCY FUND	0.00	4,736.00	4,736.00	0.00	0.00	4,736.00
024-0000	EMPLOYEE BENEFITS FUND FOR MEDICAL/DENTAL	648,464.99	501,462.19	2,011,072.58	448,239.04	1,933,430.47	726,107.10
034-0000	OFCC PROJECT MAINTENANCE FUND	750,199.71	1,720.88	82,105.27	0.00	1,252.62	831,052.36
200-9101	HIGH SCHOOL ART CLUB	372.46	0.00	0.00	0.00	0.00	372.46
200-9102	HIGH SCHOOL DRAMA CLUB	26,632.48	0.00	329.70	0.00	916.00	26,046.18
200-9104	HIGH SCHOOL LEADERSHIP COUNCIL	2,187.75	0.00	0.00	0.00	0.00	2,187.75
200-9107	HIGH SCHOOL SPANISH CLUB	1,108.50	0.00	0.00	0.00	385.60	722.90
200-9108	HIGH SCHOOL LEO CLUB	2,535.08	715.00	715.00	92.37	132.37	3,117.71
200-9114	HIGH SCHOOL STUDENT COUNCIL FUND	5,646.73	1,028.00	1,028.00	570.03	1,601.92	5,072.81
200-9115	HIGH SCHOOL KEY CLUB	438.16	190.00	190.00	0.00	0.00	628.16
200-9116	HIGH SCHOOL CHESS CLUB	144.46	0.00	0.00	0.00	100.00	44.46
200-9119	HIGH SCHOOL YEARBOOK FUND	45,836.81	3,170.00	11,525.00	0.00	13,537.10	43,824.71
200-9120	HIGH SCHOOL JOURNALISM FUND	290.44	0.00	0.00	0.00	0.00	290.44
200-9121	HIGH SCHOOL NATIONAL HONOR SOCIETY	1,539.51	0.00	2,402.00	385.00	1,736.78	2,204.73
200-9201	JUNIOR HIGH ART CLUB	1,807.31	0.00	0.00	0.00	0.00	1,807.31
200-9204	JUNIOR HIGH STUDENT COUNCIL FUND	2,517.94	0.00	0.00	0.00	1,862.00	655.94

LEXINGTON LOCAL SCHOOLS

Cash Summary Report

Full Account Code	Description	Initial Cash	MTD Received	FYTD Received	MTD Expended	FYTD Expended	Fund Balance
200-9205	JUNIOR HIGH LIBRARY CLUB	\$ 77.65	\$ 0.00	\$ 0.00	\$ 0.00	\$ 0.00	\$ 77.65
200-9301	EASTERN ELEMENTARY STUDENT ACTIVITY FUND	711.10	0.00	0.00	0.00	0.00	711.10
200-9302	EASTERN ELEMENTARY ROBOTICS FUND	575.16	0.00	0.00	0.00	0.00	575.16
200-9611	HIGH SCHOOL INFORMED TEENS FUND	634.47	0.00	0.00	0.00	0.00	634.47
200-9612	JUNIOR HIGH INFORMED TEENS FUND	1,728.32	0.00	13.74	0.00	0.00	1,742.06
300-9115	JAZZ BAND	757.62	0.00	0.00	0.00	0.00	757.62
300-9116	CHOIR	926.25	0.00	0.00	0.00	0.00	926.25
300-9206	JUNIOR HIGH PHYS ED DEPARTMENT FUND	3,307.39	0.00	0.00	0.00	0.00	3,307.39
300-9210	JR HIGH INSTRUMENTAL	41.03	0.00	0.00	0.00	0.00	41.03
300-9600	ATHLETIC FUND	14,474.66	24,371.00	145,082.00	28,191.95	164,946.87	(5,390.21)
300-9601	ATHLETIC CAPITAL FUND	124,721.66	40,000.00	55,850.00	0.00	4,500.00	176,071.66
300-9602	ORCHESTRA	63.22	0.00	150.00	0.00	0.00	213.22
300-9603	ELEMENTARY MUSIC	1,572.09	0.00	0.00	0.00	0.00	1,572.09
300-9605	BAND	232.95	0.00	0.00	0.00	0.00	232.95
451-9025	DATA COMMUNICATION FUND	0.00	5,000.00	5,000.00	0.00	9,000.00	(4,000.00)
516-9024	IDEA PART B GRANTS	(6,603.49)	0.00	6,603.49	0.00	0.00	0.00
516-9025	IDEA PART B GRANTS	0.00	84,949.13	137,610.57	101,675.21	189,060.37	(51,449.80)
572-9024	TITLE I DISADVANTAGED CHILDREN	(53,633.00)	0.00	63,455.12	0.00	9,822.12	0.00
572-9025	TITLE I DISADVANTAGED CHILDREN	0.00	0.00	19,585.90	31,133.04	69,777.09	(50,191.19)
584-9924	STRONGER CONNECTIONS GRANT	(35,950.58)	0.00	35,950.58	0.00	0.00	0.00
587-9025	IDEA PRESCHOOL-HANDICAPPED	0.00	0.00	0.00	0.00	0.00	0.00
590-9025	IMPROVING TEACHER QUALITY	0.00	0.00	7,371.31	10,114.83	24,098.71	(16,727.40)
Grand Total		\$ 13,631,246.21	\$ 2,737,849.74	\$ 15,918,088.46	\$ 3,119,445.84	\$ 15,575,026.95	\$ 13,974,307.72

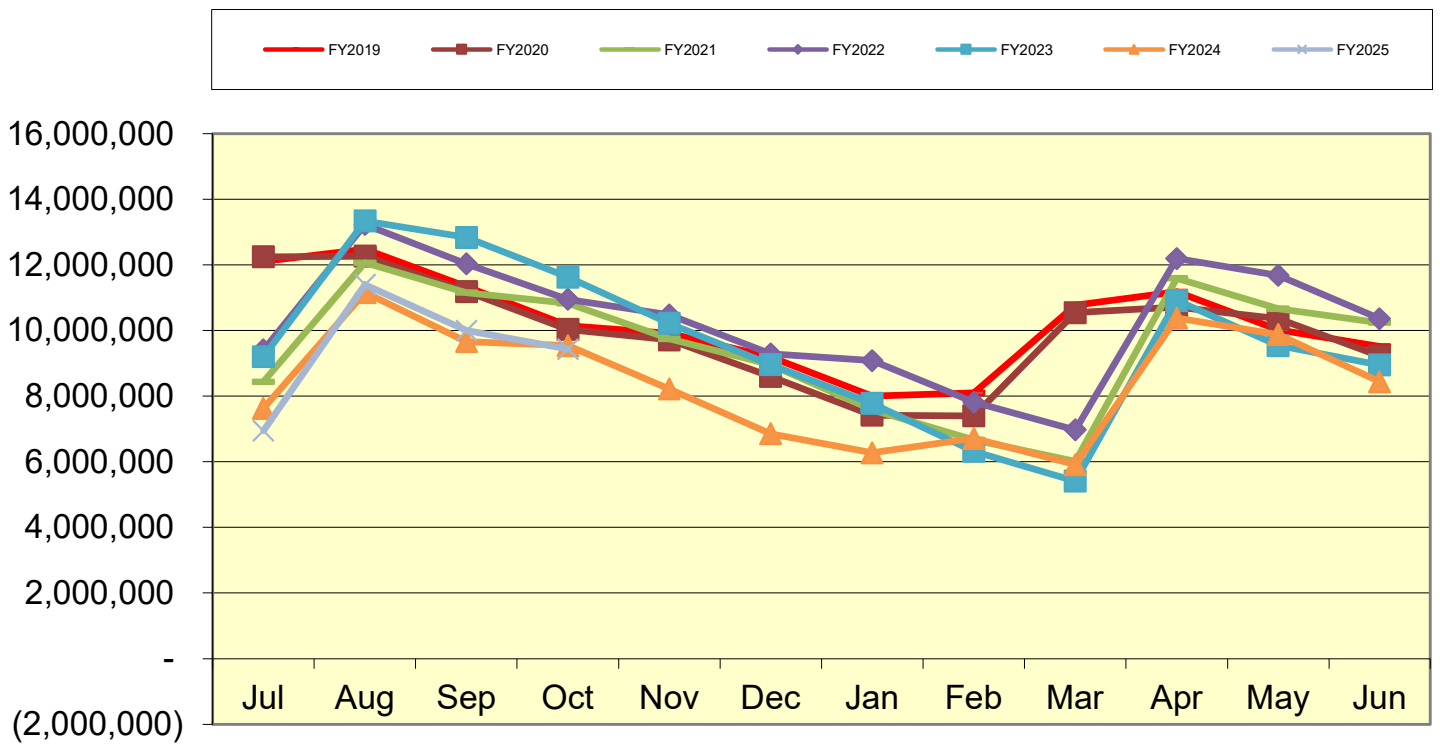
LEXINGTON LOCAL SCHOOLS  
Spending Plan Summary

ODE Line Number	Monthly Estimate	Monthly Actual	Monthly Difference	FYTD Estimate	FYTD Actual	FYTD Difference
01.010 General Property (Real Estate)	\$ 0.00	\$ 0.00	\$ 0.00	\$ 5,940,375.00	\$ 5,851,317.31	\$ (89,057.69)
01.020 Tangible Personal Property Tax	0.00	0.00	0.00	540,840.00	557,114.71	16,274.71
01.030 Income Tax	0.00	0.00	0.00	0.00	0.00	0.00
01.035 Unrestricted Grants-in-Aid	814,000.00	777,499.96	(36,500.04)	3,166,000.00	3,293,877.71	127,877.71
01.040 Restricted Grants-in-Aid	51,000.00	44,308.31	(6,691.69)	209,000.00	187,076.36	(21,923.64)
01.045 Restricted Federal Grants-in-Aid - SFSF	0.00	0.00	0.00	0.00	0.00	0.00
01.050 State Share of Local Property Taxes	850,000.00	959,947.07	109,947.07	900,000.00	1,018,037.12	118,037.12
01.060 All Other Operating Revenue	80,000.00	56,666.03	(23,333.97)	432,500.00	349,740.90	(82,759.10)
01.070 Total Revenue	1,795,000.00	1,838,421.37	43,421.37	11,188,715.00	11,257,164.11	68,449.11
02.010 Proceeds from Sale of Notes	0.00	0.00	0.00	0.00	0.00	0.00
02.020 State Emergency Loans & Advancements (Approved)	0.00	0.00	0.00	0.00	0.00	0.00
02.040 Operating Transfers-In	0.00	0.00	0.00	0.00	0.00	0.00
02.050 Advances-In	0.00	0.00	0.00	0.00	0.00	0.00
02.060 All Other Financial Sources	0.00	0.00	0.00	5,000.00	0.00	(5,000.00)
02.070 Total Other Financing Sources	0.00	0.00	0.00	5,000.00	0.00	(5,000.00)
02.080 Total Revenues and Other Financing Sources	1,795,000.00	1,838,421.37	43,421.37	11,193,715.00	11,257,164.11	63,449.11
03.010 Personal Services	1,275,000.00	1,364,733.09	89,733.09	5,125,000.00	5,188,216.29	63,216.29
03.020 Employees' Retirement/Insurance Benefits	625,000.00	632,608.30	7,608.30	2,595,000.00	2,648,888.59	53,888.59
03.030 Purchased Services	200,000.00	280,014.68	80,014.68	945,000.00	1,362,120.00	417,120.00
03.040 Supplies and Materials	75,000.00	110,564.78	35,564.78	605,000.00	873,142.76	268,142.76
03.050 Capital Outlay	8,000.00	6,446.64	(1,553.36)	29,500.00	37,660.47	8,160.47
03.060 Intergovernmental	0.00	0.00	0.00	0.00	0.00	0.00
04.010 Debt Service: All Principal (Historical)	0.00	0.00	0.00	0.00	0.00	0.00
04.020 Debt Service: Principal-Notes	0.00	0.00	0.00	0.00	0.00	0.00
04.030 Debt Service: Principal - State Loans	0.00	0.00	0.00	0.00	0.00	0.00
04.040 Debt Service: Principal - State Advancements	0.00	0.00	0.00	0.00	0.00	0.00
04.050 Debt Service: Principal - HB 264 Loans	0.00	0.00	0.00	0.00	0.00	0.00
04.055 Debt Service: Principal - Other	0.00	0.00	0.00	0.00	0.00	0.00
04.060 Debt Service: Interest and Fiscal Charges	0.00	0.00	0.00	0.00	0.00	0.00
04.300 Other Objects	4,000.00	5,105.19	1,105.19	135,000.00	152,145.62	17,145.62
04.500 Total Expenditures	2,187,000.00	2,399,472.68	212,472.68	9,434,500.00	10,262,173.73	827,673.73
05.010 Operational Transfers - Out	0.00	0.00	0.00	0.00	0.00	0.00
05.020 Advances - Out	0.00	0.00	0.00	0.00	0.00	0.00
05.030 All Other Financing Uses	0.00	0.00	0.00	0.00	0.00	0.00
05.040 Total Other Financing Uses	0.00	0.00	0.00	0.00	0.00	0.00
05.050 Total Expenditure and Other Financing Uses	2,187,000.00	2,399,472.68	212,472.68	9,434,500.00	10,262,173.73	827,673.73
06.010 Excess Rev & Oth Financing Sources over(under) Exp & Oth F	(392,000.00)	(561,051.31)	(169,051.31)	1,759,215.00	994,990.38	(764,224.62)
07.010 Cash Balance-July1 -Excluding Proposed Renew/Replace & New	0.00	9,995,911.05	9,995,911.05	8,439,869.36	8,439,869.36	0.00
07.020 Cash Balance June 30	(392,000.00)	9,434,859.74	9,826,859.74	10,199,084.36	9,434,859.74	(764,224.62)
08.010 Estimated Encumbrances June 30	(300,000.00)	3,181,241.87	3,481,241.87	3,300,000.00	3,181,241.87	(118,758.13)

**LEXINGTON LOCAL SCHOOL DISTRICT  
GENERAL FUND ONLY 2024-2025  
SUMMARY OF RECEIPTS AND EXPENDITURES - FIVE YEAR FORECAST FORMAT**

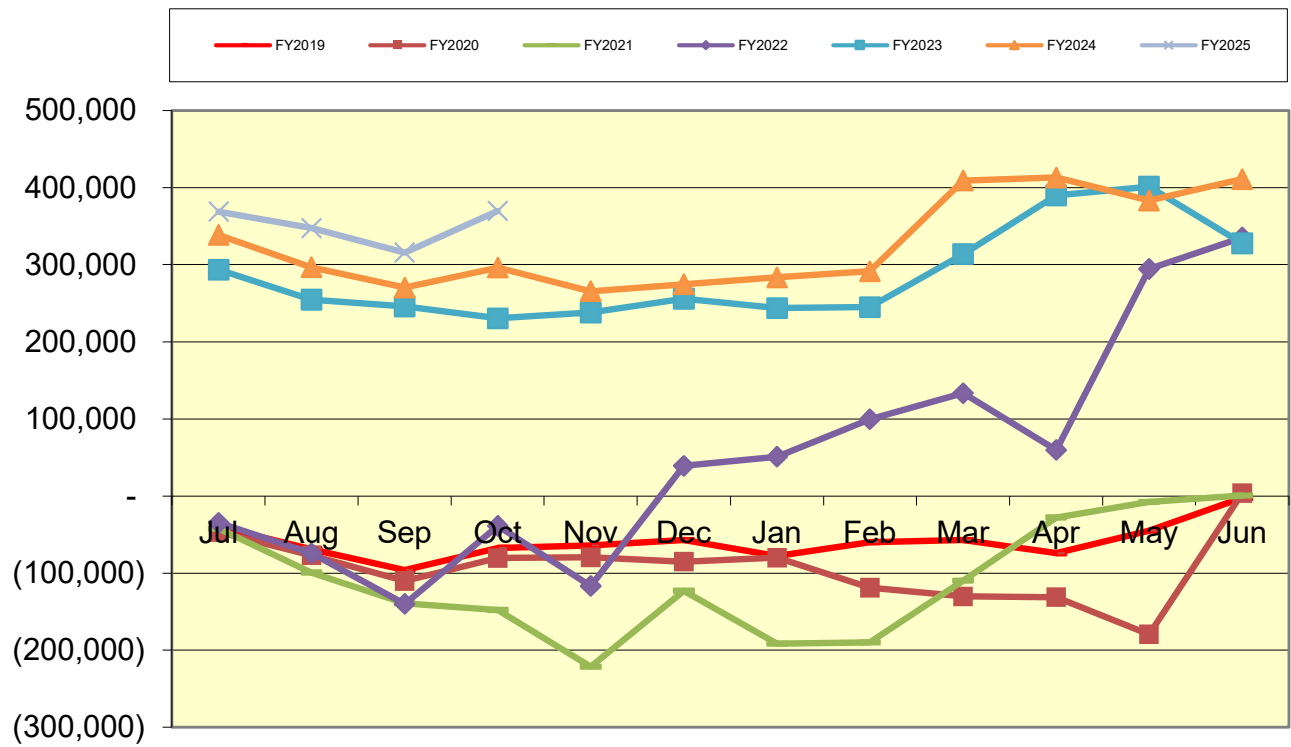
<b>LINE 7.010</b>	<b>BEGINNING CASH BALANCE</b>		<b>\$ 8,439,869</b>		
	<b>10/31/2024</b>	<b>FISCAL</b>	<b>FISCAL</b>	<b>VARIANCE</b>	<b>PERCENT</b>
		<b>YEAR TO DATE</b>	<b>YEAR TO DATE</b>	<b>Estimate vs.</b>	<b>of</b>
		<b>Estimate</b>	<b>Actual</b>	<b>Actual</b>	<b>VARIANCE</b>
	<b>REVENUES</b>				
LINE 1.010	Real Estate Tax	\$ 5,940,375	\$ 5,851,317	(\$89,058)	-1.50%
LINE 1.020	Personal Property Tax	\$ 540,840	\$ 557,115	\$16,275	3.01%
LINE 1.030	Income Tax	\$ -	\$ -	\$0	
LINE 1.035	State Funding	\$ 3,166,000	\$ 3,293,878	\$127,878	4.04%
LINE 1.040	Career Tech / Economic Disadv.	\$ 209,000	\$ 187,076	(\$21,924)	-10.49%
LINE 1.050	Property Tax Allocation	\$ 900,000	\$ 1,018,037	\$118,037	13.12%
LINE 1.060	Other Operating Revenue	\$ 432,500	\$ 349,741	(\$82,759)	-19.14%
LINE 1.070	TOTAL REVENUE	\$ 11,188,715	\$ 11,257,164	\$68,449	0.61%
			\$ -		
LINE 2.01	Proceeds from Notes	\$ -	\$ -	\$0	
LINE 2.04	Transfers In	\$ -	\$ -	\$0	
LINE 2.050	Advances In	\$ -	\$ -	\$0	#DIV/0!
LINE 2.060	Other Financing Sources	\$ 5,000	\$ -	(\$5,000)	-100.00%
LINE 2.070	TOTAL OTHER SOURCES	\$ 5,000	\$ -	(\$5,000)	-100.00%
<b>LINE 2.080</b>	<b>TOTAL REVENUES &amp; Sources</b>	<b>\$ 11,193,715</b>	<b>\$ 11,257,164</b>	<b>\$63,449</b>	<b>0.57%</b>
	<b>EXPENSES</b>				
LINE 3.010	Salaries	\$ 5,125,000	\$ 5,188,216	(\$63,216)	-1.23%
LINE 3.020	Retirement and Benefits	\$ 2,595,000	\$ 2,648,889	(\$53,889)	-2.08%
LINE 3.030	Purchased Services	\$ 945,000	\$ 1,362,120	(\$417,120)	-44.14%
LINE 3.040	Supplies and Materials	\$ 605,000	\$ 873,143	(\$268,143)	-44.32%
LINE 3.050	Capital Outlay and Equipment	\$ 29,500	\$ 37,660	(\$8,160)	-27.66%
LINE 3.06	INTERGOVERNMENTAL	\$ -	\$ -	\$0	
LINE 4.020	DEBT SERVICE - Notes	\$ -	\$ -	\$0	
LINE 4.060	DEBT SERVICE - Interest charges	\$ -	\$ -	\$0	
LINE 4.300	Other Objects	\$ 135,000	\$ 152,146	(\$17,146)	-12.70%
LINE 4.500	TOTAL EXPENDITURES	\$ 9,434,500	\$ 10,262,174	(\$827,674)	-8.77%
			\$ -		
LINE 5.00	TRANSFERS OUT	\$ -	\$ -	\$0	
LINE 5.02	ADVANCES OUT	\$ -	\$ -	\$0	
LINE 5.03	ALL OTHER USES	\$ -	\$ -	\$0	
LINE 5.040	TOTAL OTHER USES	\$ -	\$ -	\$0	
<b>LINE 5.050</b>	<b>TOTAL EXPENDITURES &amp; USES</b>	<b>\$ 9,434,500</b>	<b>\$ 10,262,174</b>	<b>(\$827,674)</b>	<b>-8.77%</b>
		Estimate	Actual	Variance	
<b>LINE 6.010</b>	<b>REVENUES OVER EXPENSES</b>	<b>\$ 1,759,215</b>	<b>\$ 994,990</b>	<b>(\$764,225)</b>	
<b>LINE 7.020</b>	<b>ENDING CASH BALANCE</b>	<b>\$ 10,199,084</b>	<b>\$ 9,434,859</b>	<b>(\$764,225)</b>	
	Less Reserves	\$ (87,929)	\$ (87,929)	\$ -	
LINE 8.010	Less Outstanding Encumbrances	\$ (3,300,000)	\$ (3,181,242)	\$ 118,758	-3.60%
<b>LINE 15.010</b>	<b>Unreserved Fund Balance</b>	<b>\$ 6,811,155</b>	<b>\$ 6,165,688</b>	<b>(\$645,467)</b>	<b>-9.48%</b>
		Estimate	Actual	Benchmark Yr. End	
	Salaries/Benefits as % of Revenue	69.0%	69.6%	80.1% or below	
	<b>True Days Cash - Calendar Days on which can operate</b>	<b>89</b>	<b>74</b>	<b>90 or above optimal</b>	

## Lexington Local Schools General Fund Cash Balance

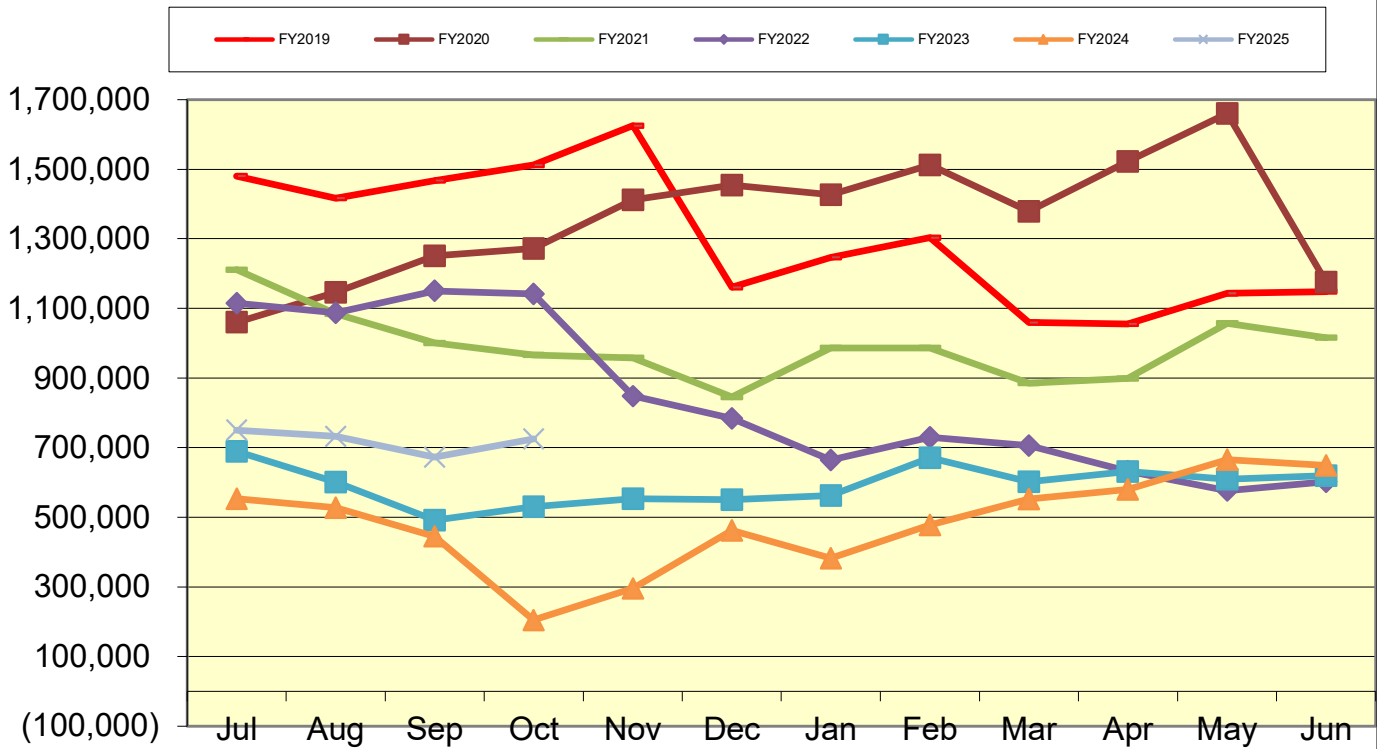




## Lexington Local Schools Food Service Fund Cash Balance



## Lexington Local Schools Employee Benefits Fund Cash Balance



# Lexington Local Schools

## Permanent Improvement Fund 10/31/2024

	Budgeted Amount	Actual Fiscal Year Expended	Current Encumbrances	Expenses / Encumbrances Over/Under Estimate	Remaining Estimated PI Project Costs
<b>Instruction and Administration</b>					
Western Elementary Equipment/Materials	\$ 5,000.00	\$ -	\$ -	\$5,000.00	\$5,000.00
Eastern Elementary Equipment/Materials	\$ 5,000.00	\$ -	\$ -	\$5,000.00	\$5,000.00
Central Elementary Equipment/Materials	\$ 5,000.00	\$ -	\$ -	\$5,000.00	\$5,000.00
Central Music Equipment	\$ 1,500.00	\$ -	\$ -	\$1,500.00	\$1,500.00
Preschool Equipment/Materials	\$ 5,500.00	\$ -	\$ -	\$5,500.00	\$5,500.00
<b>Maintenance/Security</b>					
Western Roof	\$ 100,000.00	\$ 98,933.58	\$ -	\$1,066.42	\$1,066.42
<b>Transportation</b>					
New buses	\$ 130,305.00	\$ 130,305.00	\$ -	\$0.00	\$0.00
New Truck/Trailer	\$ 48,550.00	\$ 43,835.00	\$ 5,000.00	(\$285.00)	(\$285.00)
<b>Technology</b>					
Computers, servers, tech equip., etc.	\$ 185,000.00	\$ 38,991.86	\$ 6,686.40	\$139,321.74	\$139,321.74
<b>Food Service</b>					
Food Service Equipment	\$ -	\$ -	\$ -	\$0.00	\$0.00
<b>Athletics and Student Activities</b>					
HS Athletics Equipment	\$ 10,000.00	\$ 1,695.00	\$ 305.00	\$8,000.00	\$8,000.00
<b>Fees</b>					
Tax Collection Fees	\$ 16,000.00	\$ 5,187.31	\$ -	\$10,812.69	\$10,812.69
<b>Totals</b>					
	\$ 511,855.00	\$ 318,947.75	\$ 11,991.40	\$180,915.85	\$180,915.85
Total Budgeted	\$ 511,855.00				
<b>Actual Cash Balance 7/1/24</b>					
	\$ 2,295.96				
Revenues FY25 - Taxes from levy	\$ 336,741.78				
Expenditures FY25	\$ (318,947.75)				
Current Cash Balance	\$20,089.99				
Current Encumbrances	\$ (11,991.40)				
Available Balance	\$8,098.59				
Remaining Estimated Revenues FY25 - Taxes from levy	\$ 413,258.22				
Less: Remaining Estimated PI Project Costs	(\$180,915.85)				
6/30/25 Estimated Unencumbered Carryover	\$ 240,440.96				

## Lexington Local Schools

## Food Service Fund 2024-25 vs. 2023-2024 vs. 2022-2023

							Beginning Balance 7/1/24	\$ 411,050
<b>2024-2025 Through 10/31/24</b>								
<i>Revenues</i>	District-Wide	HS/JH	Junior High	Eastern	Central	Western	<b>Total</b>	
Student Type A, Ezpay, Misc	\$ -	\$ 52,151	\$ -	\$ 21,560	\$ 17,319	\$ 15,212	\$ 106,242	
Student Break, Milk & A La Carte	\$ -	\$ 33,437	\$ -	\$ 3,168	\$ 1,702	\$ 1,401	\$ 39,708	
Adult & Misc revenues	\$ 12,744	\$ 2,227	\$ -	\$ 369	\$ 111	\$ 67	\$ 15,518	
State Reimb	\$ -	\$ -	\$ -	\$ -	\$ -	\$ -	\$ -	
Federal Reimb	\$ -	\$ 33,556	\$ -	\$ 18,737	\$ 15,951	\$ 10,049	\$ 78,293	
Transfer In	\$ -	\$ -	\$ -	\$ -	\$ -	\$ -	\$ -	
<b>Total Revenues</b>	<b>\$ 12,744</b>	<b>\$ 121,371</b>	<b>\$ -</b>	<b>\$ 43,834</b>	<b>\$ 35,083</b>	<b>\$ 26,729</b>	<b>\$ 239,761</b>	
<i>Expenses</i>								
Wages	\$ 18,867	\$ 48,465	\$ -	\$ 20,250	\$ 17,049	\$ 13,648	\$ 118,279	
Severance	\$ -	\$ -	\$ -	\$ -	\$ -	\$ -	\$ -	
Retirement	\$ 4,770	\$ 13,057	\$ -	\$ 5,338	\$ 4,708	\$ 3,207	\$ 31,080	
Medical	\$ 3,955	\$ 29,494	\$ -	\$ -	\$ 3,289	\$ 7,155	\$ 43,893	
Life, Dent, MC, WC	\$ 473	\$ 1,663	\$ -	\$ 275	\$ 438	\$ 541	\$ 3,390	
Purch Serv, Repairs, Phone, Post	\$ 196	\$ -	\$ -	\$ -	\$ -	\$ -	\$ 196	
Supplies	\$ 9,225	\$ -	\$ -	\$ -	\$ 878	\$ -	\$ 10,103	
Food Costs	\$ -	\$ 38,650	\$ -	\$ 22,606	\$ 7,784	\$ 5,174	\$ 74,214	
Equipment	\$ -	\$ -	\$ -	\$ -	\$ -	\$ -	\$ -	
Other Costs	\$ -	\$ -	\$ -	\$ -	\$ -	\$ -	\$ -	
<b>Total Expenses</b>	<b>\$ 37,486</b>	<b>\$ 131,329</b>	<b>\$ -</b>	<b>\$ 48,469</b>	<b>\$ 34,146</b>	<b>\$ 29,725</b>	<b>\$ 281,155</b>	
<b>Net Gain (Loss)</b>	<b>\$ (24,742)</b>	<b>\$ (9,958)</b>	<b>\$ -</b>	<b>\$ (4,635)</b>	<b>\$ 937</b>	<b>\$ (2,996)</b>	<b>\$ (41,394)</b>	
							<b>Ending Cash Balance 10/31/24</b>	<b>\$ 369,656</b>

							Beginning Balance 7/1/23	\$ 327,645
<b>2023-2024 Through 10/31/23</b>								
<i>Revenues</i>	District-Wide	HS/JH	Junior High	Eastern	Central	Western	<b>Total</b>	
Student Type A, Ezpay, Misc	\$ -	\$ 55,502	\$ -	\$ 21,134	\$ 17,586	\$ 16,899	\$ 111,121	
Student Break, Milk & A La Carte	\$ -	\$ 29,480	\$ -	\$ 2,717	\$ 1,372	\$ 1,039	\$ 34,608	
Adult & Misc revenues	\$ 7,766	\$ 1,858	\$ -	\$ 235	\$ 220	\$ 60	\$ 10,139	
State Reimb	\$ -	\$ -	\$ -	\$ -	\$ -	\$ -	\$ -	
Federal Reimb	\$ -	\$ 50,935	\$ -	\$ 28,250	\$ 23,418	\$ 14,536	\$ 117,139	
Transfer In	\$ -	\$ -	\$ -	\$ -	\$ -	\$ -	\$ -	
<b>Total Revenues</b>	<b>\$ 7,766</b>	<b>\$ 137,775</b>	<b>\$ -</b>	<b>\$ 52,336</b>	<b>\$ 42,596</b>	<b>\$ 32,534</b>	<b>\$ 273,007</b>	
<i>Expenses</i>								
Wages	\$ 18,317	\$ 51,351	\$ -	\$ 37,539	\$ 13,981	\$ 14,031	\$ 135,219	
Severance	\$ -	\$ 5,137	\$ -	\$ -	\$ 684	\$ -	\$ 5,821	
Retirement	\$ 4,616	\$ 13,812	\$ -	\$ 7,266	\$ 2,895	\$ 2,818	\$ 31,407	
Medical	\$ 3,710	\$ 25,172	\$ -	\$ -	\$ 6,441	\$ 6,712	\$ 42,035	
Life, Dent, MC, WC	\$ 460	\$ 1,816	\$ -	\$ 533	\$ 457	\$ 447	\$ 3,713	
Purch Serv, Repairs, Phone, Post	\$ 1,641	\$ 360	\$ -	\$ 732	\$ 385	\$ 335	\$ 3,453	
Supplies	\$ 1,236	\$ -	\$ -	\$ -	\$ -	\$ -	\$ 1,236	
Food Costs	\$ -	\$ 42,939	\$ -	\$ 26,890	\$ 7,721	\$ 3,832	\$ 81,382	
Equipment	\$ -	\$ -	\$ -	\$ -	\$ -	\$ -	\$ -	
Other Costs	\$ -	\$ -	\$ -	\$ -	\$ -	\$ -	\$ -	
<b>Total Expenses</b>	<b>\$ 29,980</b>	<b>\$ 140,587</b>	<b>\$ -</b>	<b>\$ 72,960</b>	<b>\$ 32,564</b>	<b>\$ 28,175</b>	<b>\$ 304,266</b>	
<b>Net Gain (Loss)</b>	<b>\$ (22,214)</b>	<b>\$ (2,812)</b>	<b>\$ -</b>	<b>\$ (20,624)</b>	<b>\$ 10,032</b>	<b>\$ 4,359</b>	<b>\$ (31,259)</b>	
							<b>Ending Cash Balance 10/31/23</b>	<b>\$ 296,386</b>

							Beginning Balance 7/1/22	\$ 335,154
<b>2022-2023 Through 10/31/22</b>								
<i>Revenues</i>	District-Wide	HS/JH	Junior High	Eastern	Central	Western	<b>Total</b>	
Student Type A, Ezpay, Misc	\$ -	\$ 54,723	\$ -	\$ 17,091	\$ 15,956	\$ 11,678	\$ 99,448	
Student Break, Milk & A La Carte	\$ -	\$ 16,892	\$ -	\$ 1,525	\$ 1,342	\$ 816	\$ 20,575	
Adult & Misc revenues	\$ 5,570	\$ 1,216	\$ -	\$ 189	\$ 41	\$ 46	\$ 7,062	
State Reimb	\$ -	\$ -	\$ -	\$ -	\$ -	\$ -	\$ -	
Federal Reimb	\$ -	\$ 252	\$ -	\$ 126	\$ 126	\$ 126	\$ 630	
Transfer In	\$ -	\$ -	\$ -	\$ -	\$ -	\$ -	\$ -	
<b>Total Revenues</b>	<b>\$ 5,570</b>	<b>\$ 73,083</b>	<b>\$ -</b>	<b>\$ 18,931</b>	<b>\$ 17,465</b>	<b>\$ 12,666</b>	<b>\$ 127,715</b>	
<i>Expenses</i>								
Wages	\$ 17,632	\$ 57,551	\$ -	\$ 14,106	\$ 11,475	\$ 12,930	\$ 113,694	
Severance	\$ -	\$ -	\$ -	\$ -	\$ -	\$ -	\$ -	
Retirement	\$ 4,452	\$ 12,957	\$ -	\$ 1,975	\$ 4,330	\$ 3,317	\$ 27,031	
Medical	\$ 3,373	\$ 19,214	\$ -	\$ 6,102	\$ 2,804	\$ 6,102	\$ 37,595	
Life, Dent, MC, WC	\$ 442	\$ 1,730	\$ -	\$ 358	\$ 522	\$ 335	\$ 3,387	
Purch Serv, Repairs, Phone, Post	\$ 196	\$ -	\$ -	\$ -	\$ -	\$ -	\$ 196	
Supplies	\$ 1,612	\$ -	\$ -	\$ -	\$ -	\$ -	\$ 1,612	
Food Costs	\$ -	\$ 25,581	\$ -	\$ 13,880	\$ 5,575	\$ 3,855	\$ 48,891	
Equipment	\$ -	\$ -	\$ -	\$ -	\$ -	\$ -	\$ -	
Other Costs	\$ -	\$ -	\$ -	\$ -	\$ -	\$ -	\$ -	
<b>Total Expenses</b>	<b>\$ 27,707</b>	<b>\$ 117,033</b>	<b>\$ -</b>	<b>\$ 36,421</b>	<b>\$ 24,706</b>	<b>\$ 26,539</b>	<b>\$ 232,406</b>	
<b>Net Gain (Loss)</b>	<b>\$ (22,137)</b>	<b>\$ (43,950)</b>	<b>\$ -</b>	<b>\$ (17,490)</b>	<b>\$ (7,241)</b>	<b>\$ (13,873)</b>	<b>\$ (104,691)</b>	
							<b>Ending Cash Balance 10/31/22</b>	<b>\$ 230,463</b>

LEXINGTON LOCAL SCHOOLS

Disbursement Summary Report

Reference Number	Check Number	Type	Date	Name	Vendor #	Status	Reconcile Date	Void Date	Amount
47063	0	PAYROLL	10/15/2024	LEXINGTON LOCAL SCHOOLS		RECONCILED	10/15/2024		\$ 541.37
47114	0	ACCOUNTS_PAYABLE	10/30/2024	MEMO-MID OHIO ESC	900069	VOID		10/30/2024	137,414.33
46878	98810	ACCOUNTS_PAYABLE	10/3/2024	AMAZON CAPITAL SERVICES	13575	RECONCILED	10/11/2024		2,416.74
46890	98811	ACCOUNTS_PAYABLE	10/3/2024	BRICKER GRAYDON LLP	10997	RECONCILED	10/8/2024		11,515.00
46885	98812	ACCOUNTS_PAYABLE	10/3/2024	BRIGIT BROWN	14176	OUTSTANDING			25.00
46887	98813	ACCOUNTS_PAYABLE	10/3/2024	CASEY CLIFTON	14175	OUTSTANDING			25.00
46880	98814	ACCOUNTS_PAYABLE	10/3/2024	COLE DISTRIBUTING	9752	RECONCILED	10/7/2024		5,233.86
46877	98815	ACCOUNTS_PAYABLE	10/3/2024	COMPANION S OF ASHLAND	13994	RECONCILED	10/9/2024		1,350.00
46875	98816	ACCOUNTS_PAYABLE	10/3/2024	CULLIGAN QUALITY WATER	610	RECONCILED	10/9/2024		39.00
46897	98817	ACCOUNTS_PAYABLE	10/3/2024	CUSTOM LOGISTICS, LTD	14167	OUTSTANDING			1,419.22
46888	98818	ACCOUNTS_PAYABLE	10/3/2024	DISTRICT MANAGEMENT GROUP, LLC	13811	RECONCILED	10/10/2024		1,800.00
46876	98819	ACCOUNTS_PAYABLE	10/3/2024	ELLEN MEREDITH	14174	RECONCILED	10/11/2024		25.00
46900	98820	ACCOUNTS_PAYABLE	10/3/2024	FUSION APPAREL	11164	RECONCILED	10/9/2024		510.25
46899	98821	ACCOUNTS_PAYABLE	10/3/2024	HILL INTERNATIONAL TRUCKS	14024	RECONCILED	10/8/2024		217.02
46891	98822	ACCOUNTS_PAYABLE	10/3/2024	ITSavvy	10601	RECONCILED	10/9/2024		1,828.58
46886	98823	ACCOUNTS_PAYABLE	10/3/2024	JEFF EICHORN	13282	RECONCILED	10/29/2024		108.00
46904	98824	ACCOUNTS_PAYABLE	10/3/2024	JON PHILIP ADAM VANHOUTEN	7875	RECONCILED	10/17/2024		200.00
46882	98825	ACCOUNTS_PAYABLE	10/3/2024	KELL ACE HARDWARE	8329	RECONCILED	10/16/2024		188.05
46903	98826	ACCOUNTS_PAYABLE	10/3/2024	LAUREN BURROWS	14177	RECONCILED	10/9/2024		25.00
46902	98827	ACCOUNTS_PAYABLE	10/3/2024	MENARDS	10810	RECONCILED	10/10/2024		476.74
46895	98828	ACCOUNTS_PAYABLE	10/3/2024	N2Y	8689	RECONCILED	10/8/2024		1,970.95
46881	98829	ACCOUNTS_PAYABLE	10/3/2024	NAPA	13723	RECONCILED	10/7/2024		32.51
46893	98830	ACCOUNTS_PAYABLE	10/3/2024	NRG BUSINESS MARKETING	11543	RECONCILED	10/9/2024		1,347.80
46901	98831	ACCOUNTS_PAYABLE	10/3/2024	PAUL M. LUMADUE	13637	RECONCILED	10/23/2024		200.00
46892	98832	ACCOUNTS_PAYABLE	10/3/2024	RAINBOW ROOTS, LLC	14104	RECONCILED	10/8/2024		675.00
46905	98833	ACCOUNTS_PAYABLE	10/3/2024	SANDRA KAUTZ	14173	RECONCILED	10/7/2024		25.00
46883	98834	ACCOUNTS_PAYABLE	10/3/2024	SCHAEFFER MANUFACTU	14074	RECONCILED	10/11/2024		4,618.35

LEXINGTON LOCAL SCHOOLS

Disbursement Summary Report

Reference Number	Check Number	Type	Date	Name	Vendor #	Status	Reconcile Date	Void Date	Amount
46884	98835	ACCOUNTS_P AYABLE	10/3/2024	RING SCHOOL SPECIALTY	6538	RECONCILED	10/17/2024		\$ 62.23
46898	98836	ACCOUNTS_P AYABLE	10/3/2024	STANTON SHEET MUSIC	22	RECONCILED	10/9/2024		190.83
46879	98837	ACCOUNTS_P AYABLE	10/3/2024	SUMMERS RUBBER COMPANY	5291	RECONCILED	10/8/2024		41.83
46889	98838	ACCOUNTS_P AYABLE	10/3/2024	THE MEETING CONNECTIO N	6152	RECONCILED	10/15/2024		440.00
46894	98839	ACCOUNTS_P AYABLE	10/3/2024	TRACEY PINKELMAN	10653	RECONCILED	10/10/2024		301.14
46874	98840	ACCOUNTS_P AYABLE	10/3/2024	TRANSPORTA TION ACCESSORIE S CO.	819	RECONCILED	10/8/2024		449.44
46896	98841	ACCOUNTS_P AYABLE	10/3/2024	TRUCKPRO HOLDING CORP	13887	RECONCILED	10/11/2024		651.67
46906	98842	ACCOUNTS_P AYABLE	10/4/2024	AMAZON CAPITAL SERVICES	13575	RECONCILED	10/16/2024		2,013.31
46919	98843	ACCOUNTS_P AYABLE	10/4/2024	AMERICAN EXPRESS	10314	RECONCILED	10/10/2024		1,000.00
46921	98844	ACCOUNTS_P AYABLE	10/4/2024	CAPITAL ONE	3469	RECONCILED	10/16/2024		123.99
46907	98845	ACCOUNTS_P AYABLE	10/4/2024	CARDINAL BUS SALES & SERVICE	6515	OUTSTANDIN G			2,523.40
46908	98846	ACCOUNTS_P AYABLE	10/4/2024	FHEG CAMPUS BOOKSTORE	6559	RECONCILED	10/15/2024		423.09
46924	98847	ACCOUNTS_P AYABLE	10/4/2024	GRETCHEN WINNER	13361	RECONCILED	10/28/2024		2,400.00
46930	98848	ACCOUNTS_P AYABLE	10/4/2024	HEINEMANN	2615	RECONCILED	10/11/2024		2,310.28
46928	98849	ACCOUNTS_P AYABLE	10/4/2024	JANELLE WYANT	11426	RECONCILED	10/17/2024		30.00
46917	98850	ACCOUNTS_P AYABLE	10/4/2024	JENNIFER BRANE	12075	RECONCILED	10/11/2024		55.63
46933	98851	ACCOUNTS_P AYABLE	10/4/2024	JULIA HARTGE	14151	RECONCILED	10/8/2024		175.00
46934	98852	ACCOUNTS_P AYABLE	10/4/2024	KELL ACE HARDWARE	8329	RECONCILED	10/16/2024		14.65
46911	98853	ACCOUNTS_P AYABLE	10/4/2024	KRISTEN McPEEK	10355	RECONCILED	10/22/2024		156.64
46932	98854	ACCOUNTS_P AYABLE	10/4/2024	LEXINGTON ATHLETIC BOOSTERS	1247	RECONCILED	10/21/2024		180.00
46916	98855	ACCOUNTS_P AYABLE	10/4/2024	LINDSAY MURFIELD	13997	RECONCILED	10/8/2024		97.45
46909	98856	ACCOUNTS_P AYABLE	10/4/2024	OAKTREE GOLF CLUB	11670	OUTSTANDIN G			11,553.00
46925	98857	ACCOUNTS_P AYABLE	10/4/2024	ONTARIO ATHLETIC DEPT.	1034	RECONCILED	10/11/2024		150.00
46927	98858	ACCOUNTS_P AYABLE	10/4/2024	RICHARD GANULIN	14168	RECONCILED	10/10/2024		7,500.00
46914	98859	ACCOUNTS_P AYABLE	10/4/2024	SAM'S CLUB DIRECT	5566	OUTSTANDIN G			1,236.98
46923	98860	ACCOUNTS_P AYABLE	10/4/2024	SCHOLASTIC INC.	7518	RECONCILED	10/15/2024		219.78
46915	98861	ACCOUNTS_P	10/4/2024	SCHOOL	7533	RECONCILED	10/15/2024		249.26

LEXINGTON LOCAL SCHOOLS

Disbursement Summary Report

Reference Number	Check Number	Type	Date	Name	Vendor #	Status	Reconcile Date	Void Date	Amount
		AYABLE		HEALTH CORPORATIO N					
46910	98862	ACCOUNTS_P	10/4/2024	SEAT SACK	14156	RECONCILED	10/16/2024		\$ 298.75
		AYABLE							
46922	98863	ACCOUNTS_P	10/4/2024	SPORTDECAL S	5852	RECONCILED	10/11/2024		1,028.99
		AYABLE							
46913	98864	ACCOUNTS_P	10/4/2024	STANTON SHEET MUSIC	22	RECONCILED	10/25/2024		1,071.74
		AYABLE							
46929	98865	ACCOUNTS_P	10/4/2024	THE REHAB CENTER	11246	RECONCILED	10/15/2024		1,260.00
		AYABLE							
46926	98866	ACCOUNTS_P	10/4/2024	TOMMIE ROSEBERRY	7680	RECONCILED	10/9/2024		181.91
		AYABLE							
46912	98867	ACCOUNTS_P	10/4/2024	TRISHA HUGHES	11754	RECONCILED	10/18/2024		127.92
		AYABLE							
46931	98868	ACCOUNTS_P	10/4/2024	TRUCKPRO HOLDING CORP	13887	RECONCILED	10/18/2024		922.16
		AYABLE							
46920	98869	ACCOUNTS_P	10/4/2024	U.S. AWARDS, INC.	7712	RECONCILED	10/11/2024		2,726.31
		AYABLE							
46918	98870	ACCOUNTS_P	10/4/2024	VILLAGE OF LEXINGTON	704	RECONCILED	10/15/2024		10,687.65
		AYABLE							
46935	98871	ACCOUNTS_P	10/8/2024	AMERICAN ELECTRIC POWER	701	RECONCILED	10/18/2024		29,882.06
		AYABLE							
46939	98872	REFUND	10/8/2024	SHERYL GETZ	14182	OUTSTANDIN G			100.00
46942	98873	REFUND	10/8/2024	DONALD KAUFMAN	14185	RECONCILED	10/18/2024		30.00
46943	98874	REFUND	10/8/2024	ASHLEY SESCO	14186	OUTSTANDIN G			30.00
46936	98875	REFUND	10/8/2024	JENNA STEMPLE	14180	RECONCILED	10/17/2024		250.00
46944	98876	REFUND	10/8/2024	JENNA STEMPLE	14180	RECONCILED	10/17/2024		30.00
46945	98877	REFUND	10/8/2024	BRENT SWART	14187	OUTSTANDIN G			30.00
46946	98878	REFUND	10/8/2024	DONALD & ALYSSA TARR	14188	RECONCILED	10/16/2024		30.00
46938	98879	REFUND	10/8/2024	ANNA TOMLINSON	14181	RECONCILED	10/16/2024		31.00
46941	98880	REFUND	10/8/2024	MEGAN TUCKER	14184	OUTSTANDIN G			64.00
46937	98881	REFUND	10/8/2024	MICK WALKER	10526	RECONCILED	10/28/2024		28.75
46940	98882	REFUND	10/8/2024	KERSTIN WILSON	14183	OUTSTANDIN G			99.00
46973	98883	ACCOUNTS_P	10/8/2024	AMANDA BADERTSCH ER	13224	RECONCILED	10/16/2024		40.00
		AYABLE							
46948	98884	ACCOUNTS_P	10/8/2024	AMAZON CAPITAL SERVICES	13575	RECONCILED	10/17/2024		1,232.06
		AYABLE							
46953	98885	ACCOUNTS_P	10/8/2024	BRIDGEWAY ACADEMY	11513	RECONCILED	10/17/2024		6,371.00
		AYABLE							
46958	98886	ACCOUNTS_P	10/8/2024	BRIDGEWAY THERAPY CENTER	13818	RECONCILED	10/17/2024		2,226.25
		AYABLE							
46949	98887	ACCOUNTS_P	10/8/2024	CARDINAL BUS SALES & SERVICE	6515	RECONCILED	10/15/2024		632.65
		AYABLE							
46964	98888	ACCOUNTS_P	10/8/2024	COLE DISTRIBUTIN G	9752	RECONCILED	10/11/2024		9,101.53
		AYABLE							

LEXINGTON LOCAL SCHOOLS

Disbursement Summary Report

Reference Number	Check Number	Type	Date	Name	Vendor #	Status	Reconcile Date	Void Date	Amount
46961	98889	ACCOUNTS_P AYABLE	10/8/2024	COMDOC INC	13671	RECONCILED	10/15/2024		\$ 632.97
46977	98890	ACCOUNTS_P AYABLE	10/8/2024	CULLIGAN QUALITY WATER	610	RECONCILED	10/16/2024		37.00
46978	98891	ACCOUNTS_P AYABLE	10/8/2024	ELIZABETH A. RIEGEL	10733	RECONCILED	10/15/2024		300.00
46957	98892	ACCOUNTS_P AYABLE	10/8/2024	FLINN SCIENTIFIC	5830	RECONCILED	10/16/2024		4,553.56
46967	98893	ACCOUNTS_P AYABLE	10/8/2024	FUSION APPAREL	11164	RECONCILED	10/21/2024		752.25
46954	98894	ACCOUNTS_P AYABLE	10/8/2024	HILL INTERNATIO NAL TRUCKS	14024	RECONCILED	10/15/2024		235.36
46966	98895	ACCOUNTS_P AYABLE	10/8/2024	JEFF EICHORN	13282	RECONCILED	10/9/2024		75.00
46965	98896	ACCOUNTS_P AYABLE	10/8/2024	KIMBALL MIDWEST	11066	RECONCILED	10/15/2024		74.04
46969	98897	ACCOUNTS_P AYABLE	10/8/2024	LIBERTY LAWN CARE & LANDSCAPIN G INC	13646	RECONCILED	10/15/2024		180.00
46968	98898	ACCOUNTS_P AYABLE	10/8/2024	MED-EL CORPORATIO N	11423	RECONCILED	10/16/2024		665.00
46955	98899	ACCOUNTS_P AYABLE	10/8/2024	MEDINA COUNTY SCHOOLS' ESC	3780	RECONCILED	10/15/2024		235.00
46971	98900	ACCOUNTS_P AYABLE	10/8/2024	MID-OHIO ED. SERVICE CENTER	69	RECONCILED	10/15/2024		382.14
46975	98901	ACCOUNTS_P AYABLE	10/8/2024	NOVA LUNA EDUC & CONSULTIN G	11942	RECONCILED	10/15/2024		972.00
46959	98902	ACCOUNTS_P AYABLE	10/8/2024	OAEA	2781	RECONCILED	10/23/2024		365.00
46952	98903	ACCOUNTS_P AYABLE	10/8/2024	RENHILL GROUP, INC.	10075	RECONCILED	10/16/2024		35,260.06
46979	98904	ACCOUNTS_P AYABLE	10/8/2024	RENWICK, WELSH & BURTON	933	RECONCILED	10/15/2024		5,265.00
46963	98905	ACCOUNTS_P AYABLE	10/8/2024	ROBERT J TOMMELLEO	8823	RECONCILED	10/16/2024		123.95
46972	98906	ACCOUNTS_P AYABLE	10/8/2024	SC STRATEGIC SOLUTIONS LLC	12178	RECONCILED	10/16/2024		411.98
46970	98907	ACCOUNTS_P AYABLE	10/8/2024	SCHOOL HEALTH CORPORATIO N	7533	RECONCILED	10/15/2024		117.00
46951	98908	ACCOUNTS_P AYABLE	10/8/2024	SCHOOL SPECIALTY	6538	RECONCILED	10/22/2024		1,860.70
46960	98909	ACCOUNTS_P AYABLE	10/8/2024	SPECIALIZED EDUCATION OF OHIO, INC	13693	RECONCILED	10/17/2024		4,530.20
46950	98910	ACCOUNTS_P AYABLE	10/8/2024	STANTON SHEET MUSIC	22	RECONCILED	10/16/2024		1,254.88
46947	98911	ACCOUNTS_P AYABLE	10/8/2024	TREASURER STATE OF OHIO	5996	RECONCILED	10/16/2024		1,181.25



LEXINGTON LOCAL SCHOOLS

Disbursement Summary Report

Reference Number	Check Number	Type	Date	Name	Vendor #	Status	Reconcile Date	Void Date	Amount
46956	98912	ACCOUNTS_P AYABLE	10/8/2024	TROY MEEKS	13694	RECONCILED	10/15/2024		\$ 117.99
46974	98913	ACCOUNTS_P AYABLE	10/8/2024	TRUCKPRO HOLDING CORP	13887	RECONCILED	10/18/2024		203.26
46976	98914	ACCOUNTS_P AYABLE	10/8/2024	TURNITIN, LLC	13431	RECONCILED	10/18/2024		5,131.20
46962	98915	ACCOUNTS_P AYABLE	10/8/2024	UCP OF GREATER CLEVELAND	13006	RECONCILED	10/16/2024		19,600.00
46991	98916	ACCOUNTS_P AYABLE	10/14/2024	ALFRED NICKLES BAKERY	613	RECONCILED	10/21/2024		2,495.11
47007	98917	ACCOUNTS_P AYABLE	10/14/2024	ASHLAND CITY SCHOOLS	9389	RECONCILED	10/21/2024		200.00
47019	98918	ACCOUNTS_P AYABLE	10/14/2024	BAKER VEHICLE SYSTEMS, INC.	6088	RECONCILED	10/21/2024		108.89
46983	98919	ACCOUNTS_P AYABLE	10/14/2024	BP ELECTRIC OF OHIO	11507	RECONCILED	10/21/2024		4,123.25
46999	98920	ACCOUNTS_P AYABLE	10/14/2024	CHRISTOPHE R GLENNON	13459	RECONCILED	10/22/2024		140.00
46992	98921	ACCOUNTS_P AYABLE	10/14/2024	COLE DISTRIBUTIN G	9752	RECONCILED	10/17/2024		4,833.48
47018	98922	ACCOUNTS_P AYABLE	10/14/2024	COMMERICA L PARTS & SERVICE	11505	RECONCILED	10/21/2024		81.81
46980	98923	ACCOUNTS_P AYABLE	10/14/2024	CORE & MAIN LP	13063	RECONCILED	10/21/2024		140.60
47005	98924	ACCOUNTS_P AYABLE	10/14/2024	DUBLIN COFFMAN HIGH SCHOOL	11866	RECONCILED	10/23/2024		300.00
47016	98925	ACCOUNTS_P AYABLE	10/14/2024	DUBLIN JEROME HIGH SCHOOL	13466	RECONCILED	10/23/2024		335.00
46993	98926	ACCOUNTS_P AYABLE	10/14/2024	EDISON LOCAL SCHOOL DISTRICT	11032	RECONCILED	10/21/2024		600.00
47011	98927	ACCOUNTS_P AYABLE	10/14/2024	ERIC WENDLING	14161	RECONCILED	10/23/2024		140.00
47013	98928	ACCOUNTS_P AYABLE	10/14/2024	FORGET-ME- NOT FLOWER SHOP,INC.	5460	RECONCILED	10/18/2024		276.00
47000	98929	ACCOUNTS_P AYABLE	10/14/2024	GALION COMMUNITY HOSPITAL	12104	RECONCILED	10/18/2024		65.00
46996	98930	ACCOUNTS_P AYABLE	10/14/2024	GIONINO'S PIZZERIA	9153	RECONCILED	10/24/2024		168.00
46988	98931	ACCOUNTS_P AYABLE	10/14/2024	GRAINGER	5843	RECONCILED	10/21/2024		557.99
47022	98932	ACCOUNTS_P AYABLE	10/14/2024	GRIFFIN SPORTS EQUIPMENT	13700	RECONCILED	10/18/2024		1,695.00
46987	98933	ACCOUNTS_P AYABLE	10/14/2024	HEALTHCAR E BILLING SERVICES	11018	RECONCILED	10/21/2024		183.38
47010	98934	ACCOUNTS_P AYABLE	10/14/2024	HEARTLAND DESIGN CONCEPTS	13041	RECONCILED	10/29/2024		423.33
46990	98935	ACCOUNTS_P	10/14/2024	HILL	14024	RECONCILED	10/21/2024		66.81

LEXINGTON LOCAL SCHOOLS

Disbursement Summary Report

Reference Number	Check Number	Type	Date	Name	Vendor #	Status	Reconcile Date	Void Date	Amount
		AYABLE		INTERNATIO					
46982	98936	ACCOUNTS_P	10/14/2024	NAL TRUCKS	13569	RECONCILED	10/23/2024		\$ 1,171.83
		AYABLE		HILLYARD					
46981	98937	ACCOUNTS_P	10/14/2024	OHIO	13087	RECONCILED	10/15/2024		1,746.63
		AYABLE		JAMES					
47001	98938	ACCOUNTS_P	10/14/2024	HAYES	13282	RECONCILED	10/29/2024		249.20
		AYABLE		JEFF					
46995	98939	ACCOUNTS_P	10/14/2024	EICHORN	5816	RECONCILED	10/30/2024		770.00
		AYABLE		JOHN					
47014	98940	ACCOUNTS_P	10/14/2024	WATKINS	8329	RECONCILED	10/22/2024		9.90
		AYABLE		KELL ACE					
47020	98941	ACCOUNTS_P	10/14/2024	HARDWARE	6176	RECONCILED	10/18/2024		140.00
		AYABLE		LOUIS					
				MICHAEL					
46994	98942	ACCOUNTS_P	10/14/2024	TOMMELLEO	10810	RECONCILED	10/22/2024		470.61
		AYABLE		MENARDS					
47012	98943	ACCOUNTS_P	10/14/2024	MICHAEL	8174	RECONCILED	10/21/2024		36.00
		AYABLE		KATHREIN					
47008	98944	ACCOUNTS_P	10/14/2024	MID-OHIO	69	RECONCILED	10/17/2024		222.56
		AYABLE		ED. SERVICE					
				CENTER					
47009	98945	ACCOUNTS_P	10/14/2024	NETWORK	10101	RECONCILED	10/21/2024		70.12
		AYABLE		SERVICES					
				COMPANY					
47017	98946	ACCOUNTS_P	10/14/2024	REBECCA	6615	RECONCILED	10/28/2024		121.73
		AYABLE		BIGLEY					
46998	98947	ACCOUNTS_P	10/14/2024	RUMPKE	11508	RECONCILED	10/25/2024		1,790.05
		AYABLE							
47006	98948	ACCOUNTS_P	10/14/2024	RYAN	10079	RECONCILED	10/25/2024		56.84
		AYABLE		KNUCKLES					
47021	98949	ACCOUNTS_P	10/14/2024	SCHOLASTIC	7518	RECONCILED	10/23/2024		329.67
		AYABLE		INC.					
46989	98950	ACCOUNTS_P	10/14/2024	SCHOOL	6538	RECONCILED	10/25/2024		594.28
		AYABLE		SPECIALTY					
47002	98951	ACCOUNTS_P	10/14/2024	SEVERNS,	13941	RECONCILED	10/22/2024		175.00
		AYABLE		LYDIA					
47023	98952	ACCOUNTS_P	10/14/2024	SHELBY	955	RECONCILED	10/18/2024		220.00
		AYABLE		PRINTING,					
				INC.					
46997	98953	ACCOUNTS_P	10/14/2024	SIESEL	10297	RECONCILED	10/22/2024		815.69
		AYABLE		DISTRIBUTIN					
				G					
47004	98954	ACCOUNTS_P	10/14/2024	SKELTON'S,	10534	RECONCILED	10/25/2024		100.18
		AYABLE		INC.					
47003	98955	ACCOUNTS_P	10/14/2024	SMETZ'S	10453	RECONCILED	10/21/2024		633.38
		AYABLE		TIRE					
				SERVICE					
				CENTER					
46984	98956	ACCOUNTS_P	10/14/2024	SMITHFOOD	11797	RECONCILED	10/22/2024		4,901.04
		AYABLE		S, INC					
46986	98957	ACCOUNTS_P	10/14/2024	STANTON	22	RECONCILED	10/21/2024		60.85
		AYABLE		SHEET					
				MUSIC					
46985	98958	ACCOUNTS_P	10/14/2024	SUMMERS	5291	RECONCILED	10/21/2024		41.83
		AYABLE		RUBBER					
				COMPANY					
47015	98959	ACCOUNTS_P	10/14/2024	TRUCKPRO	13887	RECONCILED	10/30/2024		119.26
		AYABLE		HOLDING					
				CORP					
47024	98960	REFUND	10/16/2024	KAITLYN	14192	OUTSTANDIN			393.34
				SWARTZMILL					
				ER					
47025	98961	ACCOUNTS_P	10/16/2024	AMAZON	13575	RECONCILED	10/25/2024		2,327.74
		AYABLE		CAPITAL					
				SERVICES					

LEXINGTON LOCAL SCHOOLS

Disbursement Summary Report

Reference Number	Check Number	Type	Date	Name	Vendor #	Status	Reconcile Date	Void Date	Amount
47026	98962	ACCOUNTS_P AYABLE	10/16/2024	BARNES & NOBLE	2768	RECONCILED	10/22/2024		\$ 775.00
47027	98963	ACCOUNTS_P AYABLE	10/16/2024	BLICK ART MATERIALS	153	RECONCILED	10/21/2024		7,722.45
47028	98964	ACCOUNTS_P AYABLE	10/16/2024	COLE DISTRIBUTIN G	9752	RECONCILED	10/21/2024		4,572.14
47029	98965	ACCOUNTS_P AYABLE	10/16/2024	COLUMBUS PRO PERCUSSION ,INC.	8916	RECONCILED	10/25/2024		1,952.04
47030	98966	ACCOUNTS_P AYABLE	10/16/2024	COMDOC INC	13671	RECONCILED	10/22/2024		1,765.73
47032	98967	ACCOUNTS_P AYABLE	10/16/2024	CULLIGAN QUALITY WATER	610	RECONCILED	10/22/2024		179.00
47045	98968	ACCOUNTS_P AYABLE	10/16/2024	DAHNI REYNOLDS	13829	RECONCILED	10/22/2024		9,377.85
47033	98969	ACCOUNTS_P AYABLE	10/16/2024	DOGWOOD DESIGNS	14179	RECONCILED	10/30/2024		1,512.00
47036	98970	ACCOUNTS_P AYABLE	10/16/2024	JENNIFER LAW	9606	RECONCILED	10/18/2024		99.00
47034	98971	ACCOUNTS_P AYABLE	10/16/2024	KELL ACE HARDWARE	8329	RECONCILED	10/25/2024		20.98
47037	98972	ACCOUNTS_P AYABLE	10/16/2024	KRISTEN McPEEK	10355	RECONCILED	10/22/2024		51.96
47039	98973	ACCOUNTS_P AYABLE	10/16/2024	LINDSAY MURFIELD	13997	RECONCILED	10/18/2024		257.33
47038	98974	ACCOUNTS_P AYABLE	10/16/2024	MID-OHIO ED. SERVICE CENTER	69	RECONCILED	10/25/2024		6,415.00
47040	98975	ACCOUNTS_P AYABLE	10/16/2024	NASSP/NHS	905	RECONCILED	10/23/2024		385.00
47041	98976	ACCOUNTS_P AYABLE	10/16/2024	NEOnet	13973	RECONCILED	10/25/2024		4,314.60
47042	98977	ACCOUNTS_P AYABLE	10/16/2024	OADEP	13069	OUTSTANDIN G			190.00
47043	98978	ACCOUNTS_P AYABLE	10/16/2024	OAEA	2781	OUTSTANDIN G			365.00
47044	98979	ACCOUNTS_P AYABLE	10/16/2024	OHIO HEALTH CONSORTIU M	10192	RECONCILED	10/21/2024		338.00
47031	98980	ACCOUNTS_P AYABLE	10/16/2024	PAM CONOVER	11119	RECONCILED	10/21/2024		67.00
47035	98981	ACCOUNTS_P AYABLE	10/16/2024	RYAN KNUCKLES	10079	RECONCILED	10/25/2024		35.53
47046	98982	ACCOUNTS_P AYABLE	10/16/2024	SCHOLASTIC INC.	7518	RECONCILED	10/25/2024		109.89
47047	98983	ACCOUNTS_P AYABLE	10/16/2024	SHAW & OTT MEDICAL	11954	RECONCILED	10/22/2024		200.00
47048	98984	ACCOUNTS_P AYABLE	10/16/2024	SMETZ'S TIRE SERVICE CENTER	10453	RECONCILED	10/23/2024		3,032.05
47049	98985	ACCOUNTS_P AYABLE	10/16/2024	STANDARD PLUMBING & HEATING CO	4036	OUTSTANDIN G			1,430.47
47050	98986	ACCOUNTS_P AYABLE	10/16/2024	TRUCKPRO HOLDING CORP	13887	RECONCILED	10/30/2024		270.49
47051	98987	ACCOUNTS_P AYABLE	10/16/2024	WALKER FLOWER FARM LLC	14178	OUTSTANDIN G			75.00
47052	98988	ACCOUNTS_P AYABLE	10/16/2024	WILSON LANGUAGE	8967	RECONCILED	10/23/2024		1,458.00

LEXINGTON LOCAL SCHOOLS

Disbursement Summary Report

Reference Number	Check Number	Type	Date	Name	Vendor #	Status	Reconcile Date	Void Date	Amount
47054	98989	ACCOUNTS_P AYABLE	10/17/2024	TRAINING CORP. DIESEL USA GROUP COLUMBUS	14194	OUTSTANDIN G			\$ 1,690.00
47055	98990	ACCOUNTS_P AYABLE	10/17/2024	HANNAH GRIFFIN	14193	RECONCILED	10/21/2024		70.00
47056	98991	ACCOUNTS_P AYABLE	10/17/2024	KENDALL HUNT PUBLISHING	14169	RECONCILED	10/23/2024		170.09
47053	98992	ACCOUNTS_P AYABLE	10/17/2024	SCHOOL SPECIALTY	6538	RECONCILED	10/30/2024		2,685.48
47057	98993	ACCOUNTS_P AYABLE	10/17/2024	THE OHIO STATE UNIVERSITY	11385	OUTSTANDIN G			1,500.00
47059	98994	ACCOUNTS_P AYABLE	10/17/2024	CULLIGAN QUALITY WATER	610	RECONCILED	10/23/2024		39.00
47061	98995	ACCOUNTS_P AYABLE	10/17/2024	TIFFIN COLUMBIAN HIGH SCHOOL	8087	RECONCILED	10/22/2024		350.00
47058	98996	ACCOUNTS_P AYABLE	10/17/2024	AMAZON CAPITAL SERVICES	13575	RECONCILED	10/29/2024		1,402.05
47060	98997	ACCOUNTS_P AYABLE	10/17/2024	GANNETT MEDIA CORP	14038	RECONCILED	10/22/2024		44.72
47086	98998	ACCOUNTS_P AYABLE	10/23/2024	AMANDA BADERTSCH ER	13224	OUTSTANDIN G			80.00
47072	98999	ACCOUNTS_P AYABLE	10/23/2024	AMAZON CAPITAL SERVICES	13575	OUTSTANDIN G			1,135.23
47073	99000	ACCOUNTS_P AYABLE	10/23/2024	AMERICAN ELECTRIC POWER	701	OUTSTANDIN G			30,129.68
47077	99001	ACCOUNTS_P AYABLE	10/23/2024	CBIZ BENEFITS & INSURANCE	8780	RECONCILED	10/28/2024		2,750.00
47075	99002	ACCOUNTS_P AYABLE	10/23/2024	CULLIGAN QUALITY WATER	610	RECONCILED	10/29/2024		78.00
47087	99003	ACCOUNTS_P AYABLE	10/23/2024	ELISHA LUCIER	13952	RECONCILED	10/31/2024		428.80
47092	99004	ACCOUNTS_P AYABLE	10/23/2024	ELIZABETH A. RIEGEL	10733	OUTSTANDIN G			100.00
47084	99005	ACCOUNTS_P AYABLE	10/23/2024	GIMKIT, INC	13667	OUTSTANDIN G			650.00
47080	99006	ACCOUNTS_P AYABLE	10/23/2024	HENRYS KEY & LOCK SHOP	788	RECONCILED	10/30/2024		130.28
47091	99007	ACCOUNTS_P AYABLE	10/23/2024	HOME SCIENCE TOOLS	14162	OUTSTANDIN G			1,288.84
47081	99008	ACCOUNTS_P AYABLE	10/23/2024	ITsavvy	10601	RECONCILED	10/30/2024		2,139.84
47076	99009	ACCOUNTS_P AYABLE	10/23/2024	JAMES HAYES	13087	RECONCILED	10/25/2024		970.35
47085	99010	ACCOUNTS_P AYABLE	10/23/2024	JEFF EICHORN	13282	RECONCILED	10/25/2024		285.00
47082	99011	ACCOUNTS_P AYABLE	10/23/2024	KIMBALL MIDWEST	11066	RECONCILED	10/28/2024		414.38
47083	99012	ACCOUNTS_P AYABLE	10/23/2024	KNOX COUNTY ESC	8555	RECONCILED	10/29/2024		7,129.27
47078	99013	ACCOUNTS_P AYABLE	10/23/2024	MARTHA PERRY	7490	RECONCILED	10/28/2024		119.99

LEXINGTON LOCAL SCHOOLS

Disbursement Summary Report

Reference Number	Check Number	Type	Date	Name	Vendor #	Status	Reconcile Date	Void Date	Amount
47090	99014	ACCOUNTS_P AYABLE	10/23/2024	MID-OHIO ED. SERVICE CENTER	69	RECONCILED	10/29/2024		\$ 45.00
47079	99015	ACCOUNTS_P AYABLE	10/23/2024	NRG BUSINESS MARKETING	11543	RECONCILED	10/30/2024		1,498.64
47088	99016	ACCOUNTS_P AYABLE	10/23/2024	TRANSPORTA TION ACCESSORIE S CO.	819	RECONCILED	10/29/2024		1,198.56
47074	99017	ACCOUNTS_P AYABLE	10/23/2024	TRUCKPRO HOLDING CORP	13887	OUTSTANDIN G			1,044.32
47089	99018	ACCOUNTS_P AYABLE	10/23/2024	WILSON LANGUAGE TRAINING CORP.	8967	RECONCILED	10/30/2024		270.00
47093	99019	ACCOUNTS_P AYABLE	10/25/2024	AMAZON CAPITAL SERVICES	13575	OUTSTANDIN G			114.98
47094	99020	ACCOUNTS_P AYABLE	10/25/2024	LIZ SAVKA	12167	OUTSTANDIN G			30.60
47095	99021	ACCOUNTS_P AYABLE	10/25/2024	STEALTH PARTNER GROUP	13604	OUTSTANDIN G			50,003.66
47096	99022	ACCOUNTS_P AYABLE	10/25/2024	GRADY ENTERPRISE S, INC.	9664	OUTSTANDIN G			1,250.43
47098	99023	ACCOUNTS_P AYABLE	10/29/2024	AMAZON CAPITAL SERVICES	13575	OUTSTANDIN G			1,322.00
47099	99024	ACCOUNTS_P AYABLE	10/29/2024	AWARDSMIT H	1370	OUTSTANDIN G			94.50
47097	99025	ACCOUNTS_P AYABLE	10/29/2024	BURNING RIVER LIFTS AND	10587	OUTSTANDIN G			585.00
47104	99026	ACCOUNTS_P AYABLE	10/29/2024	ELISHA LUCIER	13952	OUTSTANDIN G			321.60
47101	99027	ACCOUNTS_P AYABLE	10/29/2024	FAMOUS ENTERPRISE S, INC	11498	OUTSTANDIN G			86.55
47100	99028	ACCOUNTS_P AYABLE	10/29/2024	JENNIFER BERRY	9043	OUTSTANDIN G			90.04
47102	99029	ACCOUNTS_P AYABLE	10/29/2024	KIMBALL MIDWEST	11066	OUTSTANDIN G			44.97
47103	99030	ACCOUNTS_P AYABLE	10/29/2024	LEXINGTON LOCAL SCHOOLS	3377	RECONCILED	10/30/2024		108.00
47105	99031	ACCOUNTS_P AYABLE	10/29/2024	MID-OHIO ED. SERVICE CENTER	69	OUTSTANDIN G			245.00
47106	99032	ACCOUNTS_P AYABLE	10/29/2024	N2Y	8689	OUTSTANDIN G			1,169.97
47107	99033	ACCOUNTS_P AYABLE	10/29/2024	RENHILL GROUP, INC.	10075	OUTSTANDIN G			17,571.83
47108	99034	ACCOUNTS_P AYABLE	10/29/2024	RUMPKE	11508	OUTSTANDIN G			1,789.06
47109	99035	ACCOUNTS_P AYABLE	10/29/2024	SHIFFLER EQUIPMENT SALES, INC.	851	OUTSTANDIN G			409.38
47110	99036	ACCOUNTS_P AYABLE	10/29/2024	WILSON LANGUAGE TRAINING CORP.	8967	OUTSTANDIN G			4,095.00
47111	99037	ACCOUNTS_P AYABLE	10/29/2024	ZEPTIVE, INC	13933	OUTSTANDIN G			78.00

LEXINGTON LOCAL SCHOOLS

Disbursement Summary Report

Reference Number	Check Number	Type	Date	Name	Vendor #	Status	Reconcile Date	Void Date	Amount
47112	99038	ACCOUNTS_P AYABLE	10/30/2024	JAMES HAYES	13087	OUTSTANDIN G			\$ 970.35
47113	99039	ACCOUNTS_P AYABLE	10/30/2024	AMAZON CAPITAL SERVICES	13575	OUTSTANDIN G			711.70
47117	99040	ACCOUNTS_P AYABLE	10/31/2024	JEFF EICHORN	13282	RECONCILED	10/31/2024		950.00
47116	99041	ACCOUNTS_P AYABLE	10/31/2024	GCL EDUCATION SERVICES, LLC	13827	OUTSTANDIN G			3,600.00
47119	99042	ACCOUNTS_P AYABLE	10/31/2024	ASHLAND UNIVERSITY	2793	OUTSTANDIN G			7,718.54
47120	99043	ACCOUNTS_P AYABLE	10/31/2024	N2Y	8689	OUTSTANDIN G			234.99
47121	99044	ACCOUNTS_P AYABLE	10/31/2024	THE OHIO STATE UNIVERSITY	11385	OUTSTANDIN G			508.98
47125	99045	ACCOUNTS_P AYABLE	10/31/2024	LEXINGTON ATHLETIC DEPT.	3520	OUTSTANDIN G			3,620.00
47062	692298	PAYROLL	10/2/2024	LEXINGTON LOCAL SCHOOLS		RECONCILED	10/2/2024		714,004.58
47064	692299	ACCOUNTS_P AYABLE	10/22/2024	LEXINGTON SCHOOLS - PAYROLL	900934	RECONCILED	10/22/2024		9,683.37
47065	692300	ACCOUNTS_P AYABLE	10/22/2024	MEMO- S.E.R.S.	900997	RECONCILED	10/22/2024		3,026.48
47066	692301	ACCOUNTS_P AYABLE	10/22/2024	MEMO- S.T.R.S.	900998	RECONCILED	10/22/2024		9,768.28
47067	692302	ACCOUNTS_P AYABLE	10/22/2024	MEMO- S.E.R.S.	900997	RECONCILED	10/22/2024		51,756.00
47068	692303	ACCOUNTS_P AYABLE	10/22/2024	MEMO- S.T.R.S.	900998	RECONCILED	10/22/2024		142,044.00
47070	692304	ACCOUNTS_P AYABLE	10/23/2024	MEMO- S.E.R.S.	900997	RECONCILED	10/23/2024		2,843.66
47069	692305	ACCOUNTS_P AYABLE	10/23/2024	MEMO- S.T.R.S.	900998	RECONCILED	10/23/2024		9,013.68
47071	692306	ACCOUNTS_P AYABLE	10/23/2024	ANTHEM BENEFIT SERVICES	900902	RECONCILED	10/23/2024		423,010.22
47115	692307	ACCOUNTS_P AYABLE	10/30/2024	MEMO-MID OHIO ESC	900069	RECONCILED	10/30/2024		144,983.70
47118	692308	ACCOUNTS_P AYABLE	10/31/2024	GORDON FOOD SERVICE	900652	RECONCILED	10/31/2024		30,292.82
47123	692309	ACCOUNTS_P AYABLE	10/31/2024	COLUMBIA GAS	11662	RECONCILED	10/31/2024		1,772.24
47122	692310	ACCOUNTS_P AYABLE	10/31/2024	LEXINGTON SCHOOLS - PAYROLL	900934	RECONCILED	10/31/2024		9,690.29
47124	692311	PAYROLL	10/18/2024	LEXINGTON LOCAL SCHOOLS		RECONCILED	10/18/2024		714,976.99
Grand Total									\$ 2,867,709.74

LEXINGTON LOCAL SCHOOLS

Receipts Ledger Report

	Receipt #	Line #	Date	Type	Description	Full Account Code	Amount
Fund:		001					
Receipt:		1211					
	79387	1	10/1/2024	RC	Tuition	001-1211-0000-000000-000	\$ 804.26
	79402	1	10/7/2024	RC	Preschool tuition	001-1211-0000-000000-500	880.00
	79461	1	10/10/2024	RC	Preschool tuition	001-1211-0000-000000-500	250.00
	79432	1	10/15/2024	RC	Preschool tuition	001-1211-0000-000000-500	250.00
	79462	1	10/15/2024	RC	Preschool tuition	001-1211-0000-000000-500	600.00
	79433	1	10/16/2024	RC	Preschool tuition	001-1211-0000-000000-500	140.00
	79438	1	10/17/2024	RC	Tuition	001-1211-0000-000000-000	3,217.04
	79463	1	10/21/2024	RC	Preschool tuition	001-1211-0000-000000-500	125.00
	79483	1	10/29/2024	RC	Tuition	001-1211-0000-000000-000	804.26
							\$ 7,070.56
Receipt:		1410					
	79503	1	10/31/2024	RC	Richland Bank Interest	001-1410-0000-000000-000	46,125.43
							\$ 46,125.43
Receipt:		1740					
	79382	2	10/1/2024	RC	School Fees	001-1740-0000-000000-100	80.00
	79391	2	10/2/2024	RC	Western school fees	001-1740-0000-000000-500	48.00
	79405	1	10/7/2024	RC	School fees	001-1740-0000-000000-100	82.00
	79417	2	10/9/2024	RC	Eastern school fees	001-1740-0000-000000-300	112.00
	79426	1	10/15/2024	RC	School fees	001-1740-0000-000000-100	43.00
	79431	2	10/16/2024	RC	Central school fees	001-1740-0000-000000-400	48.00
	79471	2	10/23/2024	RC	Central school fees	001-1740-0000-000000-400	48.00
	79470	2	10/25/2024	RC	Eastern school fees	001-1740-0000-000000-300	28.00
	79478	2	10/28/2024	RC	Eastern school fees	001-1740-0000-000000-300	28.00
	79492	2	10/30/2024	RC	Western school fees	001-1740-0000-000000-500	72.00
	79497	1	10/30/2024	RC	School fees	001-1740-0000-000000-200	17.00
	79502	2	10/30/2024	RC	Central school fees	001-1740-0000-000000-400	312.00
	79489	1	10/31/2024	RC	HS Fees - Pay For It	001-1740-0000-000000-100	766.80
	79489	2	10/31/2024	RC	Jr High Fees - Pay For It	001-1740-0000-000000-200	108.00
	79489	3	10/31/2024	RC	Eastern Fees - Pay For It	001-1740-0000-000000-300	300.00
	79489	4	10/31/2024	RC	Central Fees - Pay For It	001-1740-0000-000000-400	180.00
	79489	5	10/31/2024	RC	Western Fees - Pay For It	001-1740-0000-000000-500	180.00
	79501	2	10/31/2024	RC	School Fees	001-1740-0000-000000-100	47.00
							\$ 2,499.80
Receipt:		1810					
	79422	1	10/11/2024	RC	Building Rental	001-1810-0000-000000-000	265.15
							\$ 265.15
Receipt:		1890					
	79487	1	10/30/2024	RC	Jury Duty - Swartzmiller	001-1890-0000-000000-000	10.00

Reporting Period: November 2024 (FY 2025)

11/4/24 10:11 AM

Start Date: 10/01/2024

End Date: 10/31/2024

LEXINGTON LOCAL SCHOOLS  
Receipts Ledger Report

	Receipt #	Line #	Date	Type	Description	Full Account Code	Amount
							\$ 10.00
Receipt:		3110					
	79412	1	10/11/2024	RC	Base Cost	001-3110-0000-000000-000	\$ 262,137.84
	79412	3	10/11/2024	RC	Targeted Assistance	001-3110-0000-000000-000	57,944.05
	79412	4	10/11/2024	RC	Special Education Funding	001-3110-0000-000000-000	44,936.19
	79412	8	10/11/2024	RC	Supplement Targeted Assistance	001-3110-0000-000000-000	0.00
	79412	9	10/11/2024	RC	Temporary Transitional Aid Guarantee	001-3110-0000-000000-000	0.00
	79412	11	10/11/2024	RC	Transportation	001-3110-0000-000000-000	31,206.66
	79412	12	10/11/2024	RC	Formula Transition Supplement	001-3110-0000-000000-000	0.00
	79412	13	10/11/2024	RC	Preschool Special Educ Funding	001-3110-0000-000000-000	6,977.19
	79412	14	10/11/2024	RC	Special Educ Transportation	001-3110-0000-000000-000	3,565.29
	79466	1	10/25/2024	RC	Base Cost	001-3110-0000-000000-000	246,577.32
	79466	3	10/25/2024	RC	Targeted Assistance	001-3110-0000-000000-000	41,759.59
	79466	4	10/25/2024	RC	Special Education Funding	001-3110-0000-000000-000	40,646.65
	79466	8	10/25/2024	RC	Supplement Targeted Assistance	001-3110-0000-000000-000	0.00
	79466	9	10/25/2024	RC	Temporary Transitional Aid Guarantee	001-3110-0000-000000-000	0.00
	79466	11	10/25/2024	RC	Transportation	001-3110-0000-000000-000	31,206.67
	79466	12	10/25/2024	RC	Formula Transition Supplement	001-3110-0000-000000-000	0.00
	79466	13	10/25/2024	RC	Preschool Special Educ Funding	001-3110-0000-000000-000	6,977.21
	79466	14	10/25/2024	RC	Special Educ Transportation	001-3110-0000-000000-000	3,565.30
							\$ 777,499.96
Receipt:		3131					
	79408	1	10/11/2024	RC	Rollback- General Morrow	001-3131-0000-000000-000	1,578.49
	79408	2	10/11/2024	RC	Rollback Emerg Levy - Morrow	001-3131-0000-000000-000	765.57
	79408	4	10/11/2024	RC	2 1/2 RB - Real Est - Morrow	001-3131-0000-000000-000	213.12
	79408	5	10/11/2024	RC	2 1/2 RB - Emerg Levy - Morrow	001-3131-0000-000000-000	103.38
	79436	1	10/18/2024	RC	RB for Real Estate - Richland	001-3131-0000-000000-000	447,499.75
	79436	2	10/18/2024	RC	RB for Emergency Levy - Richla	001-3131-0000-000000-000	217,037.33
	79436	9	10/18/2024	RC	2 1/2 HMRB Real Est-Richland	001-3131-0000-000000-000	90,200.34
	79436	10	10/18/2024	RC	2 1/2 HMRB Emerg Levy-Richland	001-3131-0000-000000-000	43,747.16
							\$ 801,145.14
Receipt:		3132					
	79491	1	10/2/2024	RC	Homestead Real Est - Morrow	001-3132-0000-000000-000	2,100.63
	79491	2	10/2/2024	RC	Homestead Emerg Levy- Morrow	001-3132-0000-000000-000	988.42
	79436	4	10/18/2024	RC	Homestead Real Est - Richland	001-3132-0000-000000-000	104,857.17
	79436	5	10/18/2024	RC	Homestead Emerg Levy-Richland	001-3132-0000-000000-000	50,855.71
							\$ 158,801.93
Receipt:		3211					
	79412	5	10/11/2024	RC	Economic Disadvantaged Funding	001-3211-0000-000000-000	2,927.54
	79466	5	10/25/2024	RC	Economic Disadvantaged Funding	001-3211-0000-000000-000	1,806.98



LEXINGTON LOCAL SCHOOLS

Receipts Ledger Report

	Receipt #	Line #	Date	Type	Description	Full Account Code	Amount
							\$ 4,734.52
Receipt:		3215					
	79412	10	10/11/2024	RC	Career Tech Education Funding	001-3215-0000-000000-000	\$ 513.92
	79466	10	10/25/2024	RC	Career Tech Education Funding	001-3215-0000-000000-000	513.93
							\$ 1,027.85
Receipt:		3216					
	79412	7	10/11/2024	RC	Gifted Education Funding	001-3216-0000-000000-000	5,365.69
	79466	7	10/25/2024	RC	Gifted Education Funding	001-3216-0000-000000-000	5,282.31
							\$ 10,648.00
Receipt:		3217					
	79412	6	10/11/2024	RC	English Learners Funding	001-3217-0000-000000-000	166.33
	79466	6	10/25/2024	RC	English Learners Funding	001-3217-0000-000000-000	522.04
							\$ 688.37
Receipt:		3218					
	79412	2	10/11/2024	RC	Base Cost - Student Wellness and Success	001-3218-0000-000000-000	13,190.16
	79466	2	10/25/2024	RC	Base Cost - Student Wellness and Success	001-3218-0000-000000-000	12,407.19
							\$ 25,597.35
Receipt:		3219					
	79412	19	10/11/2024	RC	JV13 High Quality Instructional Materials	001-3219-0000-000000-000	1,612.22
							\$ 1,612.22
Receipt:		3300					
	79490	1	10/31/2024	RC	MEDICAID Recd - 10/18	001-3300-0000-000000-000	45.66
	79490	2	10/31/2024	RC	MEDICAID Recd - 10/24	001-3300-0000-000000-000	1,062.43
							\$ 1,108.09
Receipt:		5300					
	79429	1	10/16/2024	RC	Stale O/S Check - Prior FY Swartzmiller Payroll	001-5300-0000-000000-000	393.34
							\$ 393.34
							\$ 1,839,227.71
Fund:		002					
Receipt:		3132					
	79491	3	10/2/2024	RC	Homestead Bond Ret- Morrow	002-3132-0000-000000-000	611.38
	79436	6	10/18/2024	RC	Homestead for Bond Ret- Richla	002-3132-0000-000000-000	31,457.15
							\$ 32,068.53
							\$ 32,068.53
Fund:		003					
Receipt:		3131					
	79408	3	10/11/2024	RC	Rollback- Perm Impt - Morrow	003-3131-0000-000000-000	94.62
	79408	6	10/11/2024	RC	2 1/2 RB - PI Levy - Morrow	003-3131-0000-000000-000	12.77
	79436	3	10/18/2024	RC	RB for PI Levy - Richland	003-3131-0000-000000-000	26,824.66
	79436	11	10/18/2024	RC	2 1/2 HMRB PI Levy-Richland	003-3131-0000-000000-000	5,408.57

Reporting Period: November 2024 (FY 2025)

11/4/24 10:11 AM

Start Date: 10/01/2024

End Date: 10/31/2024

LEXINGTON LOCAL SCHOOLS  
Receipts Ledger Report

	Receipt #	Line #	Date	Type	Description	Full Account Code	Amount
							<b>\$ 32,340.62</b>
Receipt:		3132					
	79491	4	10/2/2024	RC	Homestead for PI Levy-Morrow	003-3132-0000-000000-000	\$ 132.85
	79436	7	10/18/2024	RC	Homestead for PI Levy-Richland	003-3132-0000-000000-000	6,285.48
							<b>\$ 6,418.33</b>
							<b>\$ 38,758.95</b>
Fund:		004					
Receipt:		1410					
	79503	6	10/31/2024	RC	LFI Fund	004-1410-0000-000000-000	1,518.00
							<b>\$ 1,518.00</b>
							<b>\$ 1,518.00</b>
Fund:		006					
Receipt:		1410					
	79503	4	10/31/2024	RC	Richland Bank Interest	006-1410-0000-000000-000	1,398.32
							<b>\$ 1,398.32</b>
Receipt:		1511					
	79407	21	10/4/2024	RC	HS/JH Breakfast	006-1511-0000-000000-100	355.25
	79407	22	10/4/2024	RC	Eastern Breakfast	006-1511-0000-000000-300	36.00
	79407	23	10/4/2024	RC	Central Breakfast	006-1511-0000-000000-400	111.00
	79407	24	10/4/2024	RC	Western Breakfast	006-1511-0000-000000-500	113.75
	79424	21	10/11/2024	RC	HS/JH Breakfast	006-1511-0000-000000-100	370.75
	79424	22	10/11/2024	RC	Eastern Breakfast	006-1511-0000-000000-300	48.50
	79424	23	10/11/2024	RC	Central Breakfast	006-1511-0000-000000-400	124.50
	79424	24	10/11/2024	RC	Western Breakfast	006-1511-0000-000000-500	159.50
	79441	21	10/18/2024	RC	HS/JH Breakfast	006-1511-0000-000000-100	423.50
	79441	22	10/18/2024	RC	Eastern Breakfast	006-1511-0000-000000-300	54.50
	79441	23	10/18/2024	RC	Central Breakfast	006-1511-0000-000000-400	120.50
	79441	24	10/18/2024	RC	Western Breakfast	006-1511-0000-000000-500	180.00
	79477	21	10/25/2024	RC	HS/JH Breakfast	006-1511-0000-000000-100	439.00
	79477	22	10/25/2024	RC	Eastern Breakfast	006-1511-0000-000000-300	56.00
	79477	23	10/25/2024	RC	Central Breakfast	006-1511-0000-000000-400	97.50
	79477	24	10/25/2024	RC	Western Breakfast	006-1511-0000-000000-500	160.50
	79498	21	10/31/2024	RC	HS/JH Breakfast	006-1511-0000-000000-100	341.00
	79498	22	10/31/2024	RC	Eastern Breakfast	006-1511-0000-000000-300	32.75
	79498	23	10/31/2024	RC	Central Breakfast	006-1511-0000-000000-400	72.00
	79498	24	10/31/2024	RC	Western Breakfast	006-1511-0000-000000-500	127.50
							<b>\$ 3,424.00</b>
Receipt:		1512					
	79407	1	10/4/2024	RC	HS/JH Stu. Type A	006-1512-0000-000000-100	4,207.00
	79407	5	10/4/2024	RC	HS/JH ROA Stu. Type A	006-1512-0000-000000-100	(5,706.73)

Reporting Period: November 2024 (FY 2025)

11/4/24 10:11 AM

Start Date: 10/01/2024

End Date: 10/31/2024

LEXINGTON LOCAL SCHOOLS  
Receipts Ledger Report

	Receipt #	Line #	Date	Type	Description	Full Account Code	Amount
	79407	6	10/4/2024	RC	Eastern Stu. Type A	006-1512-0000-000000-300	\$ 1,656.00
	79407	10	10/4/2024	RC	Eastern ROA Stu. Type A	006-1512-0000-000000-300	(1,668.50)
	79407	11	10/4/2024	RC	Central Stu. Type A	006-1512-0000-000000-400	1,287.00
	79407	15	10/4/2024	RC	Central ROA Stu. Type A	006-1512-0000-000000-400	(1,273.50)
	79407	16	10/4/2024	RC	Western Stu. Type A	006-1512-0000-000000-500	1,044.00
	79407	20	10/4/2024	RC	Western ROA Stu. Type A	006-1512-0000-000000-500	(943.50)
	79424	1	10/11/2024	RC	HS/JH Stu. Type A	006-1512-0000-000000-100	5,292.00
	79424	5	10/11/2024	RC	HS/JH ROA Stu. Type A	006-1512-0000-000000-100	(7,109.31)
	79424	6	10/11/2024	RC	Eastern Stu. Type A	006-1512-0000-000000-300	1,968.00
	79424	10	10/11/2024	RC	Eastern ROA Stu. Type A	006-1512-0000-000000-300	(1,705.45)
	79424	11	10/11/2024	RC	Central Stu. Type A	006-1512-0000-000000-400	1,548.00
	79424	15	10/11/2024	RC	Central ROA Stu. Type A	006-1512-0000-000000-400	(1,347.00)
	79424	16	10/11/2024	RC	Western Stu. Type A	006-1512-0000-000000-500	1,296.00
	79424	20	10/11/2024	RC	Western ROA Stu. Type A	006-1512-0000-000000-500	(1,145.25)
	79441	1	10/18/2024	RC	HS/JH Stu. Type A	006-1512-0000-000000-100	5,299.00
	79441	5	10/18/2024	RC	HS/JH ROA Stu. Type A	006-1512-0000-000000-100	(6,981.61)
	79441	6	10/18/2024	RC	Eastern Stu. Type A	006-1512-0000-000000-300	1,911.00
	79441	10	10/18/2024	RC	Eastern ROA Stu. Type A	006-1512-0000-000000-300	(1,935.70)
	79441	11	10/18/2024	RC	Central Stu. Type A	006-1512-0000-000000-400	1,500.00
	79441	15	10/18/2024	RC	Central ROA Stu. Type A	006-1512-0000-000000-400	(1,392.50)
	79441	16	10/18/2024	RC	Western Stu. Type A	006-1512-0000-000000-500	1,311.00
	79441	20	10/18/2024	RC	Western ROA Stu. Type A	006-1512-0000-000000-500	(1,434.00)
	79477	1	10/25/2024	RC	HS/JH Stu. Type A	006-1512-0000-000000-100	5,225.50
	79477	5	10/25/2024	RC	HS/JH ROA Stu. Type A	006-1512-0000-000000-100	(6,731.14)
	79477	6	10/25/2024	RC	Eastern Stu. Type A	006-1512-0000-000000-300	2,049.00
	79477	10	10/25/2024	RC	Eastern ROA Stu. Type A	006-1512-0000-000000-300	(1,809.95)
	79477	11	10/25/2024	RC	Central Stu. Type A	006-1512-0000-000000-400	1,500.00
	79477	15	10/25/2024	RC	Central ROA Stu. Type A	006-1512-0000-000000-400	(1,314.66)
	79477	16	10/25/2024	RC	Western Stu. Type A	006-1512-0000-000000-500	1,257.00
	79477	20	10/25/2024	RC	Western ROA Stu. Type A	006-1512-0000-000000-500	(1,172.50)
	79489	6	10/31/2024	RC	HS Lunch - Pay For It	006-1512-0000-000000-100	29,319.36
	79489	7	10/31/2024	RC	Jr High Lunch - Pay For It	006-1512-0000-000000-200	0.00
	79489	8	10/31/2024	RC	Eastern Lunch - Pay For It	006-1512-0000-000000-300	7,116.90
	79489	9	10/31/2024	RC	Central Lunch - Pay For It	006-1512-0000-000000-400	6,154.50
	79489	10	10/31/2024	RC	Western Lunch - Pay For It	006-1512-0000-000000-500	5,052.75
	79498	1	10/31/2024	RC	HS/JH Stu. Type A	006-1512-0000-000000-100	4,056.50
	79498	5	10/31/2024	RC	HS/JH ROA Stu. Type A	006-1512-0000-000000-100	(5,393.35)
	79498	6	10/31/2024	RC	Eastern Stu. Type A	006-1512-0000-000000-300	1,587.00
	79498	10	10/31/2024	RC	Eastern ROA Stu. Type A	006-1512-0000-000000-300	(1,629.22)
	79498	11	10/31/2024	RC	Central Stu. Type A	006-1512-0000-000000-400	1,227.00

Reporting Period: November 2024 (FY 2025)

11/4/24 10:11 AM

Start Date: 10/01/2024

End Date: 10/31/2024

LEXINGTON LOCAL SCHOOLS  
Receipts Ledger Report

	Receipt #	Line #	Date	Type	Description	Full Account Code	Amount
	79498	15	10/31/2024	RC	Central ROA Stu. Type A	006-1512-0000-000000-400	\$ (1,222.25)
	79498	16	10/31/2024	RC	Western Stu. Type A	006-1512-0000-000000-500	1,008.00
	79498	20	10/31/2024	RC	Western ROA Stu. Type A	006-1512-0000-000000-500	(1,001.50)
							<b>\$ 40,954.89</b>
Receipt:		1513					
	79407	3	10/4/2024	RC	HS/JH Stu. ALa Carte	006-1513-0000-000000-100	2,220.05
	79407	8	10/4/2024	RC	Eastern Stu. Ala Carte	006-1513-0000-000000-300	231.25
	79407	13	10/4/2024	RC	Central Stu. Ala Carte	006-1513-0000-000000-400	57.00
	79407	18	10/4/2024	RC	Western Stu. Ala Carte	006-1513-0000-000000-500	0.00
	79424	3	10/11/2024	RC	HS/JH Stu. ALa Carte	006-1513-0000-000000-100	3,200.35
	79424	8	10/11/2024	RC	Eastern Stu. Ala Carte	006-1513-0000-000000-300	293.70
	79424	13	10/11/2024	RC	Central Stu. Ala Carte	006-1513-0000-000000-400	0.00
	79424	18	10/11/2024	RC	Western Stu. Ala Carte	006-1513-0000-000000-500	0.00
	79441	3	10/18/2024	RC	HS/JH Stu. ALa Carte	006-1513-0000-000000-100	2,922.90
	79441	8	10/18/2024	RC	Eastern Stu. Ala Carte	006-1513-0000-000000-300	293.15
	79441	13	10/18/2024	RC	Central Stu. Ala Carte	006-1513-0000-000000-400	27.00
	79441	18	10/18/2024	RC	Western Stu. Ala Carte	006-1513-0000-000000-500	0.00
	79477	3	10/25/2024	RC	HS/JH Stu. ALa Carte	006-1513-0000-000000-100	2,850.40
	79477	8	10/25/2024	RC	Eastern Stu. Ala Carte	006-1513-0000-000000-300	328.95
	79477	13	10/25/2024	RC	Central Stu. Ala Carte	006-1513-0000-000000-400	128.25
	79477	18	10/25/2024	RC	Western Stu. Ala Carte	006-1513-0000-000000-500	0.00
	79498	3	10/31/2024	RC	HS/JH Stu. ALa Carte	006-1513-0000-000000-100	2,264.05
	79498	8	10/31/2024	RC	Eastern Stu. Ala Carte	006-1513-0000-000000-300	274.90
	79498	13	10/31/2024	RC	Central Stu. Ala Carte	006-1513-0000-000000-400	139.50
	79498	18	10/31/2024	RC	Western Stu. Ala Carte	006-1513-0000-000000-500	0.00
							<b>\$ 15,231.45</b>
Receipt:		1514					
	79407	2	10/4/2024	RC	HS/JH Stu. Milk	006-1514-0000-000000-100	28.00
	79407	7	10/4/2024	RC	Eastern Stu. Milk	006-1514-0000-000000-300	1.50
	79407	12	10/4/2024	RC	Central Stu. Milk	006-1514-0000-000000-400	10.50
	79407	17	10/4/2024	RC	Western Stu. Milk	006-1514-0000-000000-500	0.00
	79424	2	10/11/2024	RC	HS/JH Stu. Milk	006-1514-0000-000000-100	27.00
	79424	7	10/11/2024	RC	Eastern Stu. Milk	006-1514-0000-000000-300	3.00
	79424	12	10/11/2024	RC	Central Stu. Milk	006-1514-0000-000000-400	22.50
	79424	17	10/11/2024	RC	Western Stu. Milk	006-1514-0000-000000-500	2.50
	79441	2	10/18/2024	RC	HS/JH Stu. Milk	006-1514-0000-000000-100	32.00
	79441	7	10/18/2024	RC	Eastern Stu. Milk	006-1514-0000-000000-300	0.50
	79441	12	10/18/2024	RC	Central Stu. Milk	006-1514-0000-000000-400	23.50
	79441	17	10/18/2024	RC	Western Stu. Milk	006-1514-0000-000000-500	5.50
	79477	2	10/25/2024	RC	HS/JH Stu. Milk	006-1514-0000-000000-100	42.50

Reporting Period: November 2024 (FY 2025)

11/4/24 10:11 AM

Start Date: 10/01/2024

End Date: 10/31/2024

LEXINGTON LOCAL SCHOOLS  
Receipts Ledger Report

	Receipt #	Line #	Date	Type	Description	Full Account Code	Amount
	79477	7	10/25/2024	RC	Eastern Stu. Milk	006-1514-0000-000000-300	\$ 0.50
	79477	12	10/25/2024	RC	Central Stu. Milk	006-1514-0000-000000-400	18.50
	79477	17	10/25/2024	RC	Western Stu. Milk	006-1514-0000-000000-500	7.00
	79498	2	10/31/2024	RC	HS/JH Stu. Milk	006-1514-0000-000000-100	37.50
	79498	7	10/31/2024	RC	Eastern Stu. Milk	006-1514-0000-000000-300	1.50
	79498	12	10/31/2024	RC	Central Stu. Milk	006-1514-0000-000000-400	19.00
	79498	17	10/31/2024	RC	Western Stu. Milk	006-1514-0000-000000-500	4.50
							<b>\$ 287.50</b>
Receipt:		1523					
	79407	4	10/4/2024	RC	HS/JH Adult Ala Carte	006-1523-0000-000000-100	199.15
	79407	9	10/4/2024	RC	Eastern Adult Ala Carte	006-1523-0000-000000-300	21.50
	79407	14	10/4/2024	RC	Central Adult Ala Carte	006-1523-0000-000000-400	15.00
	79407	19	10/4/2024	RC	Western Adult Ala Carte	006-1523-0000-000000-500	11.75
	79424	4	10/11/2024	RC	HS/JH Adult Ala Carte	006-1523-0000-000000-100	240.35
	79424	9	10/11/2024	RC	Eastern Adult Ala Carte	006-1523-0000-000000-300	30.00
	79424	14	10/11/2024	RC	Central Adult Ala Carte	006-1523-0000-000000-400	12.75
	79424	19	10/11/2024	RC	Western Adult Ala Carte	006-1523-0000-000000-500	3.25
	79441	4	10/18/2024	RC	HS/JH Adult Ala Carte	006-1523-0000-000000-100	255.40
	79441	9	10/18/2024	RC	Eastern Adult Ala Carte	006-1523-0000-000000-300	34.50
	79441	14	10/18/2024	RC	Central Adult Ala Carte	006-1523-0000-000000-400	16.50
	79441	19	10/18/2024	RC	Western Adult Ala Carte	006-1523-0000-000000-500	5.25
	79477	4	10/25/2024	RC	HS/JH Adult Ala Carte	006-1523-0000-000000-100	207.70
	79477	9	10/25/2024	RC	Eastern Adult Ala Carte	006-1523-0000-000000-300	25.50
	79477	14	10/25/2024	RC	Central Adult Ala Carte	006-1523-0000-000000-400	10.75
	79477	19	10/25/2024	RC	Western Adult Ala Carte	006-1523-0000-000000-500	10.50
	79498	4	10/31/2024	RC	HS/JH Adult Ala Carte	006-1523-0000-000000-100	213.45
	79498	9	10/31/2024	RC	Eastern Adult Ala Carte	006-1523-0000-000000-300	28.75
	79498	14	10/31/2024	RC	Central Adult Ala Carte	006-1523-0000-000000-400	11.25
	79498	19	10/31/2024	RC	Western Adult Ala Carte	006-1523-0000-000000-500	9.50
							<b>\$ 1,362.80</b>
Receipt:		1890					
	79499	1	10/30/2024	RC	Preschool snacks	006-1890-0000-000000-000	108.00
							<b>\$ 108.00</b>
Receipt:		4120					
	79486	1	10/22/2024	RC	Federal Reimb Lunch High	006-4120-0000-000000-100	467.84
	79486	2	10/22/2024	RC	Federal Reimb Lunch Jr High	006-4120-0000-000000-200	0.00
	79486	3	10/22/2024	RC	Federal Reimb Lunch Central	006-4120-0000-000000-400	233.92
	79486	4	10/22/2024	RC	Federal Reimb Lunch East	006-4120-0000-000000-300	233.92
	79486	5	10/22/2024	RC	Federal Reimb Lunch Western	006-4120-0000-000000-500	233.92
	79485	1	10/23/2024	RC	Federal Reimb Lunch High	006-4120-0000-000000-100	30,759.31

Reporting Period: November 2024 (FY 2025)

11/4/24 10:11 AM

Start Date: 10/01/2024

End Date: 10/31/2024

LEXINGTON LOCAL SCHOOLS  
Receipts Ledger Report

	Receipt #	Line #	Date	Type	Description	Full Account Code	Amount
	79485	2	10/23/2024	RC	Federal Reimb Lunch Jr High	006-4120-0000-000000-200	\$ 0.00
	79485	3	10/23/2024	RC	Federal Reimb Lunch Central	006-4120-0000-000000-400	14,118.48
	79485	4	10/23/2024	RC	Federal Reimb Lunch East	006-4120-0000-000000-300	16,744.84
	79485	5	10/23/2024	RC	Federal Reimb Lunch Western	006-4120-0000-000000-500	8,629.74
	79485	6	10/23/2024	RC	Fed Reimb Breakfast - High	006-4120-0000-000000-100	2,329.20
	79485	7	10/23/2024	RC	Federal Reimb Breakfast - Jr H	006-4120-0000-000000-200	0.00
	79485	8	10/23/2024	RC	Federal Reimb Break - Central	006-4120-0000-000000-400	1,599.03
	79485	9	10/23/2024	RC	Federal Reimb Break - East	006-4120-0000-000000-300	1,757.85
	79485	10	10/23/2024	RC	Federal Reimb Break - Western	006-4120-0000-000000-500	1,185.36
							<u>\$ 78,293.41</u>
							<u>\$ 141,060.37</u>
Fund:		007					
Receipt:		1410					
	79503	5	10/31/2024	RC	Richland Bank Int - Minutemen	007-1410-9100-000000-000	532.43
							<u>\$ 532.43</u>
							<u>\$ 532.43</u>
Fund:		010					
Receipt:		1410					
	79503	7	10/31/2024	RC	Classroom Facilities Fund	010-1410-0000-000000-000	1,669.41
							<u>\$ 1,669.41</u>
							<u>\$ 1,669.41</u>
Fund:		018					
Receipt:		1630					
	79416	1	10/9/2024	RC	6th Grade Field Trip - Malabar Farm	018-1630-9300-000000-000	537.00
	79417	1	10/9/2024	RC	Eastern fees princ acct	018-1630-9300-000000-000	8.00
	79449	1	10/16/2024	RC	6th Grade Field Trip - Malabar Farm	018-1630-9300-000000-000	584.25
	79469	1	10/25/2024	RC	6th Grade Field Trip - Malabar Farm	018-1630-9300-000000-000	29.00
	79470	1	10/25/2024	RC	Eastern fees princ acct	018-1630-9300-000000-000	2.00
	79478	1	10/28/2024	RC	Eastern fees princ acct	018-1630-9300-000000-000	2.00
	79430	1	10/16/2024	RC	2nd gr fieldtrip	018-1630-9400-000000-000	505.00
	79431	1	10/16/2024	RC	Central fees princ acct	018-1630-9400-000000-000	12.00
	79471	1	10/23/2024	RC	Central fees princ acct	018-1630-9400-000000-000	12.00
	79472	1	10/23/2024	RC	Field trip money	018-1630-9400-000000-000	10.00
	79473	1	10/23/2024	RC	Field trip money	018-1630-9400-000000-000	370.00
	79502	1	10/30/2024	RC	Central fees princ acct	018-1630-9400-000000-000	78.00
	79502	3	10/30/2024	RC	Field Trip Money	018-1630-9400-000000-000	20.00
	79391	1	10/2/2024	RC	Western fees princ acct	018-1630-9500-000000-000	12.00
	79492	1	10/30/2024	RC	Western fees princ acct	018-1630-9500-000000-000	18.00
							<u>\$ 2,199.25</u>
Receipt:		1690					

Reporting Period: November 2024 (FY 2025)

11/4/24 10:11 AM

Start Date: 10/01/2024

End Date: 10/31/2024

LEXINGTON LOCAL SCHOOLS  
Receipts Ledger Report

	Receipt #	Line #	Date	Type	Description	Full Account Code	Amount
	79381	1	10/1/2024	RC	PSAT	018-1690-9100-000000-000	\$ 270.00
	79382	1	10/1/2024	RC	Merchant services pymt	018-1690-9100-000000-000	10.00
	79383	1	10/1/2024	RC	MD Coffee service	018-1690-9100-000000-000	188.65
	79445	1	10/21/2024	RC	MD Coffee service	018-1690-9100-000000-000	190.75
	79446	2	10/21/2024	RC	Gorman Rupp Donation	018-1690-9100-000000-000	150.00
	79481	1	10/28/2024	RC	MD Coffee service	018-1690-9100-000000-000	157.50
							<b>\$ 966.90</b>
Receipt:		1820					
	79392	1	10/2/2024	RC	Merry Minutemen Donations - Cramer/Au	018-1820-9103-000000-000	1,218.46
	79439	1	10/17/2024	RC	Merry Minutemen T-Shirt Sale Fundraiser Donations - Cramer/Au	018-1820-9103-000000-000	11,540.00
	79448	1	10/21/2024	RC	Merry Minutemen T-Shirt Sale Fundraiser Donations - Cramer/Au	018-1820-9103-000000-000	200.00
	79385	1	10/1/2024	RC	Kona Ice Eastern PBIS	018-1820-9300-000000-000	283.00
	79447	1	10/21/2024	RC	Merry Minutemen Donations - Kelleys Dairy Carwash	018-1820-9300-000000-000	100.50
	79478	3	10/28/2024	RC	Kona Ice Eastern PBIS	018-1820-9300-000000-000	236.00
							<b>\$ 13,577.96</b>
Receipt:		1890					
	79390	1	10/2/2024	RC	Lost/Damaged Library books	018-1890-9501-000000-000	11.00
	79493	1	10/30/2024	RC	Lost/Damaged Library books	018-1890-9501-000000-000	13.00
							<b>\$ 24.00</b>
							<b>\$ 16,768.11</b>
Fund:		019					
Receipt:		1890					
	79423	3	10/11/2024	RC	PTO Recycling-Central	019-1890-9121-000000-000	4.99
	79467	3	10/25/2024	RC	PTO Recycling-Central	019-1890-9121-000000-000	1.71
	79423	1	10/11/2024	RC	PTO Recycling-Eastern	019-1890-9122-000000-000	4.99
	79467	1	10/25/2024	RC	PTO Recycling-Eastern	019-1890-9122-000000-000	1.72
	79423	2	10/11/2024	RC	PTO Recycling-Western	019-1890-9123-000000-000	4.99
	79467	2	10/25/2024	RC	PTO Recycling-Western	019-1890-9123-000000-000	1.72
							<b>\$ 20.12</b>
							<b>\$ 20.12</b>
Fund:		022					
Receipt:		1615					
	79456	1	10/17/2024	RC	OHSAA Girls Sectional Soccer Adm vs. Shelby 10/16/24	022-1615-9601-000000-000	632.00
	79458	1	10/18/2024	RC	OHSAA Girls Sectional VB Adm vs. Van Wert 10/17/24	022-1615-9601-000000-000	503.00
	79459	1	10/18/2024	RC	OHSAA Girls Sectional VB Adm Upper Sandusky vs. Liberty Benton 10/17/24	022-1615-9601-000000-000	188.00
	79475	1	10/23/2024	RC	OHSAA Girls Sectional Soccer Adm vs. Ashland	022-1615-9601-000000-000	1,029.00

LEXINGTON LOCAL SCHOOLS

Receipts Ledger Report

	Receipt #	Line #	Date	Type	Description	Full Account Code	Amount
					10/23/24		
	79474	1	10/25/2024	RC	OHSAA Girls Sectional Soccer Adm vs. Ontario vs. Norwalk 10/23/24	022-1615-9601-000000-000	\$ 921.00
	79476	1	10/26/2024	RC	OHSAA Girls Sectional Soccer Adm vs. Ontario 10/26/24	022-1615-9601-000000-000	1,463.00
							<u>\$ 4,736.00</u>
							<u>\$ 4,736.00</u>
Fund:		024					
Receipt:		1410					
	79503	2	10/31/2024	RC	Richland Bank Int. 024	024-1410-0000-000000-000	1,433.22
							<u>\$ 1,433.22</u>
Receipt:		1872					
	79484	1	10/29/2024	RC	Anthony Oct Ins Premium	024-1872-0000-000000-000	122.21
	79495	1	10/31/2024	RC	Employees' Premiums October	024-1872-0000-000000-000	76,896.84
	79496	1	10/31/2024	RC	Board's Premiums October	024-1872-0000-000000-000	423,009.92
							<u>\$ 500,028.97</u>
							<u>\$ 501,462.19</u>
Fund:		034					
Receipt:		3132					
	79491	5	10/2/2024	RC	Homestead PI (.5 Mill)- Morrow	034-3132-0000-000000-000	34.06
	79436	8	10/18/2024	RC	Homestead for PI (.5 Mill)-Ric	034-3132-0000-000000-000	1,686.82
							<u>\$ 1,720.88</u>
							<u>\$ 1,720.88</u>
Fund:		200					
Receipt:		1620					
	79427	1	10/15/2024	RC	LEO club face painting	200-1620-9108-000000-000	210.00
	79452	1	10/23/2024	RC	LEO club face painting	200-1620-9108-000000-000	205.00
	79418	1	10/8/2024	RC	Homecoming tickets	200-1620-9114-000000-000	970.00
	79384	1	10/1/2024	RC	Yearbook sales	200-1620-9119-000000-000	560.00
	79406	2	10/7/2024	RC	Yearbook Sales	200-1620-9119-000000-000	180.00
	79425	2	10/15/2024	RC	Yearbook Sales	200-1620-9119-000000-000	50.00
	79428	2	10/15/2024	RC	Yearbook Sales	200-1620-9119-000000-000	65.00
	79444	2	10/21/2024	RC	Yearbook Sales	200-1620-9119-000000-000	50.00
	79482	2	10/28/2024	RC	Yearbook Sales	200-1620-9119-000000-000	120.00
	79501	1	10/31/2024	RC	Yearbook Sales	200-1620-9119-000000-000	60.00
							<u>\$ 2,470.00</u>
Receipt:		1630					
	79479	1	10/28/2024	RC	Key Club Dues/Fees	200-1630-9115-000000-000	190.00
							<u>\$ 190.00</u>
Receipt:		1690					



Reporting Period: November 2024 (FY 2025)

11/4/24 10:11 AM

Start Date: 10/01/2024

End Date: 10/31/2024

LEXINGTON LOCAL SCHOOLS  
Receipts Ledger Report

	Receipt #	Line #	Date	Type	Description	Full Account Code	Amount
	79440	1	10/17/2024	RC	LEO Club Tshirt sales	200-1690-9108-000000-000	\$ 195.00
	79452	2	10/23/2024	RC	LEO club t-shirts	200-1690-9108-000000-000	45.00
	79480	1	10/28/2024	RC	LEO Club Tshirt sales	200-1690-9108-000000-000	60.00
	79419	1	10/8/2024	RC	Pizza donations for homecoming decorating comm	200-1690-9114-000000-000	58.00
	79406	1	10/7/2024	RC	Yearbook ad sales	200-1690-9119-000000-000	315.00
	79425	1	10/15/2024	RC	Yearbook ad sales	200-1690-9119-000000-000	395.00
	79428	1	10/15/2024	RC	Yearbook ad sales	200-1690-9119-000000-000	845.00
	79444	1	10/21/2024	RC	Yearbook ad sales	200-1690-9119-000000-000	415.00
	79482	1	10/28/2024	RC	Yearbook ad sales	200-1690-9119-000000-000	115.00
							<b>\$ 2,443.00</b>
							<b>\$ 5,103.00</b>
Fund:		300					
Receipt:		1610					
	79380	1	10/1/2024	RC	JV FB adm vs. Mansfield Sr. Online Sales	300-1610-9600-000000-700	6.00
	79388	1	10/1/2024	RC	Girls Soccer adm vs. Delaware Hayes	300-1610-9600-000000-704	448.00
	79389	1	10/2/2024	RC	Girls Soccer adm vs. Delaware Hayes Online Sales	300-1610-9600-000000-704	246.00
	79389	2	10/2/2024	RC	JV FB adm vs. Mansfield Sr. Online Sales	300-1610-9600-000000-700	18.00
	79389	3	10/2/2024	RC	FB adm vs. West Holmes Online Sales	300-1610-9600-000000-700	16.00
	79395	1	10/2/2024	RC	Boys Soccer adm vs. Madison	300-1610-9600-000000-703	1,618.00
	79393	1	10/3/2024	RC	Boys Soccer adm vs. Madison Online Sales	300-1610-9600-000000-703	26.00
	79394	1	10/4/2024	RC	FB adm vs. West Holmes Online Sales	300-1610-9600-000000-700	8.00
	79394	2	10/4/2024	RC	JH VB adm vs. Madison Online Sales	300-1610-9600-000000-714	6.00
	79396	1	10/4/2024	RC	JH VB adm vs. Madison	300-1610-9600-000000-714	388.00
	79397	1	10/4/2024	RC	JH VB adm vs. Fredericktown	300-1610-9600-000000-714	488.00
	79398	1	10/7/2024	RC	FB adm vs. West Holmes	300-1610-9600-000000-700	5,933.00
	79399	1	10/7/2024	RC	FB adm vs. West Holmes Online Sales	300-1610-9600-000000-700	26.00
	79413	1	10/7/2024	RC	Boys Soccer adm vs. Clear Fork/Lake Catholic	300-1610-9600-000000-703	1,016.00
	79400	1	10/8/2024	RC	FB adm vs. West Holmes Online Sales	300-1610-9600-000000-700	482.00
	79400	2	10/8/2024	RC	Boys Soccer vs. Clear Fork/Lake Catholic Online Sales	300-1610-9600-000000-703	8.00
	79414	2	10/8/2024	RC	VB adm vs. Tiffin Columbian	300-1610-9600-000000-702	569.00
	79415	1	10/8/2024	RC	Boys Soccer adm vs. Dover	300-1610-9600-000000-703	1,113.00
	79409	1	10/9/2024	RC	FB adm vs. West Holmes Online Sales	300-1610-9600-000000-700	31.00
	79409	2	10/9/2024	RC	Boys Soccer vs. Clear Fork/Lake Catholic Online Sales	300-1610-9600-000000-703	124.00
	79409	3	10/9/2024	RC	Boys Soccer vs. Dover Online Sales	300-1610-9600-000000-703	45.00
	79420	1	10/9/2024	RC	Girls Soccer adm vs. Madison	300-1610-9600-000000-704	276.00
	79421	1	10/9/2024	RC	VB adm vs. Madison	300-1610-9600-000000-702	859.00
	79421	2	10/9/2024	RC	JH VB adm vs. Marion Pleasant	300-1610-9600-000000-714	454.00

Reporting Period: November 2024 (FY 2025)

11/4/24 10:11 AM

Start Date: 10/01/2024

End Date: 10/31/2024

LEXINGTON LOCAL SCHOOLS  
Receipts Ledger Report

	Receipt #	Line #	Date	Type	Description	Full Account Code	Amount
	79454	1	10/9/2024	RC	Boys Soccer adm vs. Perkins	300-1610-9600-000000-703	\$ 564.00
	79410	1	10/10/2024	RC	VB adm vs. Madison Online Sales	300-1610-9600-000000-702	34.00
	79453	1	10/10/2024	RC	8th Grade FB adm vs. Lima	300-1610-9600-000000-713	610.00
	79411	1	10/11/2024	RC	Boys Soccer adm vs. Perkins Online Sales	300-1610-9600-000000-703	116.00
	79411	2	10/11/2024	RC	8th Grade FB vs. Lima West Online Sales	300-1610-9600-000000-713	20.00
	79455	1	10/15/2024	RC	JV FB adm vs. New Philadelphia	300-1610-9600-000000-700	678.00
	79434	1	10/17/2024	RC	JV FB adm vs. New Philadelphia Online Sales	300-1610-9600-000000-700	12.00
	79435	1	10/18/2024	RC	FB adm vs. Madison Online Sales	300-1610-9600-000000-700	13.00
	79460	1	10/21/2024	RC	FB adm vs. Madison	300-1610-9600-000000-700	4,884.00
	79443	1	10/22/2024	RC	FB adm vs. Madison Online Sales	300-1610-9600-000000-700	336.00
							<b>\$ 21,471.00</b>
Receipt:		1620					
	79398	2	10/7/2024	RC	FB Program Sales	300-1620-9600-000000-700	100.00
	79460	2	10/21/2024	RC	FB Program Sales	300-1620-9600-000000-700	40.00
							<b>\$ 140.00</b>
Receipt:		1690					
	79397	2	10/4/2024	RC	Program Ad	300-1690-9600-000000-000	150.00
	79457	2	10/17/2024	RC	Patrons	300-1690-9600-000000-000	50.00
	79500	1	10/30/2024	RC	Fitzpatrick Media Group - T-Mobile Sponsorship	300-1690-9600-000000-000	1,000.00
							<b>\$ 1,200.00</b>
Receipt:		1820					
	79446	1	10/21/2024	RC	Gorman Rupp Donation	300-1820-9600-000000-000	200.00
							<b>\$ 200.00</b>
Receipt:		1890					
	79395	2	10/2/2024	RC	Girls Golf Invite Fee	300-1890-9600-000000-706	360.00
	79397	3	10/4/2024	RC	Girls Golf Invite Fee	300-1890-9600-000000-706	350.00
	79414	1	10/8/2024	RC	Girls Golf Invite Entry Fees	300-1890-9600-000000-706	350.00
	79457	1	10/17/2024	RC	Girls Golf Invite Entry Fees	300-1890-9600-000000-706	300.00
							<b>\$ 1,360.00</b>
Receipt:		3219					
	79450	1	10/16/2024	RC	BWC Mini-Robot Athletic Grant	300-3219-9601-000000-000	40,000.00
							<b>\$ 40,000.00</b>
							<b>\$ 64,371.00</b>
Fund:		451					
Receipt:		3219					
	79464	1	10/22/2024	RC	Network Connectivity Revenue	451-3219-9025-000000-000	5,000.00
							<b>\$ 5,000.00</b>
							<b>\$ 5,000.00</b>
Fund:		516					
Receipt:		4220					

LEXINGTON LOCAL SCHOOLS

Receipts Ledger Report

	Receipt #	Line #	Date	Type	Description	Full Account Code	Amount
	79488	1	10/31/2024	RC	IDEA-B Revenue	516-4220-9025-000000-000	\$ 84,949.13
							<u>\$ 84,949.13</u>
							<u>\$ 84,949.13</u>
Grand Total							\$ 2,738,965.83

LEXINGTON LOCAL SCHOOLS

Revenue Account Summary

	Fund-SCC	Description	FYTDReceivable	FYTD Received	MTD Received	YTD Received
SCC:	0000					
	001-0000	GENERAL FUND	\$ 27,673,387.30	\$ 11,257,164.11	\$ 1,838,421.37	\$ 27,284,884.36
			\$ 27,673,387.30	\$ 11,257,164.11	\$ 1,838,421.37	\$ 27,284,884.36
SCC:	9412					
	001-9412	GENERAL BUDGET RESERVE SET- ASIDE-1%/BWC	0.00	0.00	0.00	0.00
			\$ 0.00	\$ 0.00	\$ 0.00	\$ 0.00
SCC:	0000					
	002-0000	BOND RETIREMENT FUND	3,434,135.16	1,446,528.97	32,068.53	3,494,562.34
	003-0000	PERMANENT IMPROVEMENT FUND	770,289.09	336,741.78	38,758.95	797,580.25
	004-0000	LFI BUILDING FUND	18,281.23	6,039.19	1,518.00	14,635.82
	006-0000	FOOD SERVICE FUND	1,078,913.14	239,760.86	140,750.62	884,572.26
			\$ 5,301,618.62	\$ 2,029,070.80	\$ 213,096.10	\$ 5,191,350.67
SCC:	9100					
	007-9100	LEXINGTON MINUTEMEN ACADEMIC SCHOLARSHIP FUND	19,768.86	4,818.14	532.43	17,343.63
			\$ 19,768.86	\$ 4,818.14	\$ 532.43	\$ 17,343.63
SCC:	9800					
	007-9800	TERRY McCAMMON SCHOLARSHIP FUND	0.00	500.00	0.00	500.00
			\$ 0.00	\$ 500.00	\$ 0.00	\$ 500.00
SCC:	0000					
	010-0000	CLASSROOM FACILITIES CONSTRUCTION FUND	23,654.60	7,172.01	1,669.41	18,194.66
			\$ 23,654.60	\$ 7,172.01	\$ 1,669.41	\$ 18,194.66
SCC:	9100					
	018-9100	HIGH SCHOOL PRINCIPAL'S FUND	8,346.35	2,095.22	966.90	6,986.75
			\$ 8,346.35	\$ 2,095.22	\$ 966.90	\$ 6,986.75
SCC:	9101					
	018-9101	HIGH SCHOOL FLOWER FUND	115.00	0.00	0.00	115.00
			\$ 115.00	\$ 0.00	\$ 0.00	\$ 115.00
SCC:	9102					
	018-9102	HIGH SCHOOL ART	100.00	0.00	0.00	100.00
			\$ 100.00	\$ 0.00	\$ 0.00	\$ 100.00
SCC:	9103					
	018-9103	MERRY MINUTEMEN PBIS	0.00	13,843.64	12,958.46	13,843.64
			\$ 0.00	\$ 13,843.64	\$ 12,958.46	\$ 13,843.64
SCC:	9200					
	018-9200	JUNIOR HIGH PRINCIPAL'S FUND	3,485.63	891.69	0.00	1,603.51
			\$ 3,485.63	\$ 891.69	\$ 0.00	\$ 1,603.51
SCC:	9300					
	018-9300	EASTERN PRINCIPAL'S FUND	18,332.77	4,054.75	1,781.75	11,833.73

LEXINGTON LOCAL SCHOOLS

Revenue Account Summary

Fund-SCC	Description	FYTDReceivable	FYTD Received	MTD Received	YTD Received
		\$ 18,332.77	\$ 4,054.75	\$ 1,781.75	\$ 11,833.73
SCC:	9301				
018-9301	EASTERN ELEMENTARY BOOKFAIR/BOXTOPS FUND	\$ 1,885.22	\$ 0.00	\$ 0.00	\$ 47.70
		\$ 1,885.22	\$ 0.00	\$ 0.00	\$ 47.70
SCC:	9302				
018-9302	EASTERN ELEMENTARY MATH	0.00	0.00	0.00	0.00
		\$ 0.00	\$ 0.00	\$ 0.00	\$ 0.00
SCC:	9303				
018-9303	EASTERN RUN CLUB	1,030.00	1,190.00	0.00	1,190.00
		\$ 1,030.00	\$ 1,190.00	\$ 0.00	\$ 1,190.00
SCC:	9400				
018-9400	CENTRAL PRINCIPAL'S FUND	2,478.52	1,727.36	1,007.00	3,147.66
		\$ 2,478.52	\$ 1,727.36	\$ 1,007.00	\$ 3,147.66
SCC:	9401				
018-9401	CENTRAL ELEMENTARY BOOKFAIR FUND	5,066.68	13.00	0.00	1,194.78
		\$ 5,066.68	\$ 13.00	\$ 0.00	\$ 1,194.78
SCC:	9402				
018-9402	CENTRAL ELEMENTARY ART	0.00	0.00	0.00	0.00
		\$ 0.00	\$ 0.00	\$ 0.00	\$ 0.00
SCC:	9500				
018-9500	WESTERN PRINCIPAL'S FUND	2,393.06	1,777.80	30.00	2,182.02
		\$ 2,393.06	\$ 1,777.80	\$ 30.00	\$ 2,182.02
SCC:	9501				
018-9501	WESTERN ELEMENTARY BOOKFAIR/BOXTOPS FUND	258.47	63.00	24.00	273.10
		\$ 258.47	\$ 63.00	\$ 24.00	\$ 273.10
SCC:	9503				
018-9503	WESTERN ELEMENTARY ART	0.00	0.00	0.00	0.00
		\$ 0.00	\$ 0.00	\$ 0.00	\$ 0.00
SCC:	9901				
018-9901	JUNIOR HIGH TEACHER ADVISORY FUND	0.00	0.00	0.00	0.00
		\$ 0.00	\$ 0.00	\$ 0.00	\$ 0.00
SCC:	9001				
019-9001	ACADEMIC BOOSTERS GRANTS	0.00	0.00	0.00	0.00
		\$ 0.00	\$ 0.00	\$ 0.00	\$ 0.00
SCC:	9121				
019-9121	CENTRAL ELEMENTARY PTO GRANTS	96.99	22.60	6.70	76.93
		\$ 96.99	\$ 22.60	\$ 6.70	\$ 76.93

LEXINGTON LOCAL SCHOOLS

Revenue Account Summary

	Fund-SCC	Description	FYTDReceivable	FYTD Received	MTD Received	YTD Received
SCC:	9122					
	019-9122	EASTERN ELEMENTARY PTO GRANTS	\$ 99.89	\$ 22.60	\$ 6.71	\$ 76.94
			\$ 99.89	\$ 22.60	\$ 6.71	\$ 76.94
SCC:	9123					
	019-9123	WESTERN ELEMENTARY PTO GRANTS	98.44	22.59	6.71	76.91
			\$ 98.44	\$ 22.59	\$ 6.71	\$ 76.91
SCC:	9200					
	019-9200	RICHLAND COUNTY FOUNDATION GRANT PLAYGROUND	0.00	0.00	0.00	0.00
			\$ 0.00	\$ 0.00	\$ 0.00	\$ 0.00
SCC:	9226					
	019-9226	RICH CO FOUND GRANT-SCIENCE ENRICH FIELD TRIP	0.00	0.00	0.00	0.00
			\$ 0.00	\$ 0.00	\$ 0.00	\$ 0.00
SCC:	9228					
	019-9228	RICH CO FOUND GRANT-SOCIAL STUDIES MAKERSPACE	0.00	0.00	0.00	0.00
			\$ 0.00	\$ 0.00	\$ 0.00	\$ 0.00
SCC:	9229					
	019-9229	RICHLAND CO FOUND GRANT-SCIENCE LAB ACTIVITY REVITALIZATION	0.00	0.00	0.00	0.00
			\$ 0.00	\$ 0.00	\$ 0.00	\$ 0.00
SCC:	9230					
	019-9230	RICHLAND CO FOUND GRANT-STEAMTASTIC LEARNING	0.00	0.00	0.00	0.00
			\$ 0.00	\$ 0.00	\$ 0.00	\$ 0.00
SCC:	9231					
	019-9231	RICHLAND CO FOUND GRANT-SOCIAL STUDIES BOARD GAME STUDIO	0.00	0.00	0.00	0.00
			\$ 0.00	\$ 0.00	\$ 0.00	\$ 0.00
SCC:	9232					
	019-9232	RICHLAND CO FOUND GRANT-MARVELOUS MATHEMATICAL THINKING	0.00	0.00	0.00	0.00
			\$ 0.00	\$ 0.00	\$ 0.00	\$ 0.00
SCC:	9233					
	019-9233	RICHLAND CO FOUND GRANT-FOOTPRINT IMPRESSION LAB PROJECT	0.00	0.00	0.00	0.00
			\$ 0.00	\$ 0.00	\$ 0.00	\$ 0.00
SCC:	9234					

LEXINGTON LOCAL SCHOOLS

Revenue Account Summary

	Fund-SCC	Description	FYTDReceivable	FYTD Received	MTD Received	YTD Received
	019-9234	RICHLAND CO FOUND GRANT-CIRCUIT CRAZE	\$ 0.00	\$ 0.00	\$ 0.00	\$ 0.00
			\$ 0.00	\$ 0.00	\$ 0.00	\$ 0.00
SCC:	9235					
	019-9235	RICHLAND CO FOUND GRANT-NOVELS IN VERSE BOOK CLUB	0.00	2.05	0.00	2.05
			\$ 0.00	\$ 2.05	\$ 0.00	\$ 2.05
SCC:	9236					
	019-9236	RICHLAND CO FOUND GRANT-CODING EXPRESS BY LEGO EDUCATION	0.00	(2.05)	0.00	(2.05)
			\$ 0.00	\$ (2.05)	\$ 0.00	\$ (2.05)
SCC:	9237					
	019-9237	RICHLAND CO FOUND GRANT-SCIENCE: OH COOL, LOOK AT THAT	1,389.79	1,389.79	0.00	1,389.79
			\$ 1,389.79	\$ 1,389.79	\$ 0.00	\$ 1,389.79
SCC:	9238					
	019-9238	RICHLAND CO FOUND GRANT-ANALYZING SKELETAL REMAINS	1,473.10	1,473.10	0.00	1,473.10
			\$ 1,473.10	\$ 1,473.10	\$ 0.00	\$ 1,473.10
SCC:	9301					
	019-9301	RICH CO FOUND/SECO ROBOTICS GRANT (HEIMANN)	0.00	0.00	0.00	0.00
			\$ 0.00	\$ 0.00	\$ 0.00	\$ 0.00
SCC:	9302					
	019-9302	RICH CO RETIRED TEACHERS ASSOC	0.00	0.00	0.00	0.00
			\$ 0.00	\$ 0.00	\$ 0.00	\$ 0.00
SCC:	9304					
	019-9304	RICHLAND CO RETIRED TEACHERS - HS ENGLISH	0.00	0.00	0.00	0.00
			\$ 0.00	\$ 0.00	\$ 0.00	\$ 0.00
SCC:	9401					
	019-9401	MARTHA HOLDEN JENNINGS GRANT	0.00	0.00	0.00	1,084.00
			\$ 0.00	\$ 0.00	\$ 0.00	\$ 1,084.00
SCC:	9601					
	022-9601	OHSAA TOURNAMENT AGENCY FUND	181.25	4,736.00	4,736.00	(2,080.75)
			\$ 181.25	\$ 4,736.00	\$ 4,736.00	\$ (2,080.75)
SCC:	0000					
	024-0000	EMPLOYEE BENEFITS FUND FOR MEDICAL/DENTAL	5,846,960.65	2,011,072.58	501,462.19	5,042,426.27
	034-0000	OFCC PROJECT MAINTENANCE FUND	191,195.82	82,105.27	1,720.88	197,980.98

LEXINGTON LOCAL SCHOOLS

Revenue Account Summary

Fund-SCC	Description	FYTDReceivable	FYTD Received	MTD Received	YTD Received
		\$ 6,038,156.47	\$ 2,093,177.85	\$ 503,183.07	\$ 5,240,407.25
SCC:	9101				
200-9101	HIGH SCHOOL ART CLUB	\$ 0.00	\$ 0.00	\$ 0.00	\$ 0.00
		\$ 0.00	\$ 0.00	\$ 0.00	\$ 0.00
SCC:	9102				
200-9102	HIGH SCHOOL DRAMA CLUB	9,259.47	329.70	0.00	9,589.17
		\$ 9,259.47	\$ 329.70	\$ 0.00	\$ 9,589.17
SCC:	9104				
200-9104	HIGH SCHOOL LEADERSHIP COUNCIL	2,086.00	0.00	0.00	2,086.00
		\$ 2,086.00	\$ 0.00	\$ 0.00	\$ 2,086.00
SCC:	9107				
200-9107	HIGH SCHOOL SPANISH CLUB	420.00	0.00	0.00	0.00
		\$ 420.00	\$ 0.00	\$ 0.00	\$ 0.00
SCC:	9108				
200-9108	HIGH SCHOOL LEO CLUB	816.68	715.00	715.00	715.00
		\$ 816.68	\$ 715.00	\$ 715.00	\$ 715.00
SCC:	9114				
200-9114	HIGH SCHOOL STUDENT COUNCIL FUND	4,278.50	1,028.00	1,028.00	4,691.50
		\$ 4,278.50	\$ 1,028.00	\$ 1,028.00	\$ 4,691.50
SCC:	9115				
200-9115	HIGH SCHOOL KEY CLUB	1,745.00	190.00	190.00	190.00
		\$ 1,745.00	\$ 190.00	\$ 190.00	\$ 190.00
SCC:	9116				
200-9116	HIGH SCHOOL CHESS CLUB	0.00	0.00	0.00	0.00
		\$ 0.00	\$ 0.00	\$ 0.00	\$ 0.00
SCC:	9119				
200-9119	HIGH SCHOOL YEARBOOK FUND	11,476.00	11,525.00	3,170.00	14,230.00
		\$ 11,476.00	\$ 11,525.00	\$ 3,170.00	\$ 14,230.00
SCC:	9120				
200-9120	HIGH SCHOOL JOURNALISM FUND	0.00	0.00	0.00	0.00
		\$ 0.00	\$ 0.00	\$ 0.00	\$ 0.00
SCC:	9121				
200-9121	HIGH SCHOOL NATIONAL HONOR SOCIETY	3,943.00	2,402.00	0.00	3,437.00
		\$ 3,943.00	\$ 2,402.00	\$ 0.00	\$ 3,437.00
SCC:	9201				
200-9201	JUNIOR HIGH ART CLUB	681.29	0.00	0.00	681.29
		\$ 681.29	\$ 0.00	\$ 0.00	\$ 681.29
SCC:	9204				
200-9204	JUNIOR HIGH STUDENT COUNCIL	1,503.00	0.00	0.00	557.00



LEXINGTON LOCAL SCHOOLS  
Revenue Account Summary

	Fund-SCC	Description	FYTDReceivable	FYTD Received	MTD Received	YTD Received
		FUND				
			\$ 1,503.00	\$ 0.00	\$ 0.00	\$ 557.00
SCC:	9205					
200-9205		JUNIOR HIGH LIBRARY CLUB	\$ 0.00	\$ 0.00	\$ 0.00	\$ 0.00
			\$ 0.00	\$ 0.00	\$ 0.00	\$ 0.00
SCC:	9301					
200-9301		EASTERN ELEMENTARY STUDENT ACTIVITY FUND	257.46	0.00	0.00	257.46
			\$ 257.46	\$ 0.00	\$ 0.00	\$ 257.46
SCC:	9302					
200-9302		EASTERN ELEMENTARY ROBOTICS FUND	0.00	0.00	0.00	0.00
			\$ 0.00	\$ 0.00	\$ 0.00	\$ 0.00
SCC:	9611					
200-9611		HIGH SCHOOL INFORMED TEENS FUND	103.82	0.00	0.00	79.55
			\$ 103.82	\$ 0.00	\$ 0.00	\$ 79.55
SCC:	9612					
200-9612		JUNIOR HIGH INFORMED TEENS FUND	40.26	13.74	0.00	43.86
			\$ 40.26	\$ 13.74	\$ 0.00	\$ 43.86
SCC:	9115					
300-9115		JAZZ BAND	0.00	0.00	0.00	0.00
			\$ 0.00	\$ 0.00	\$ 0.00	\$ 0.00
SCC:	9116					
300-9116		CHOIR	0.00	0.00	0.00	0.00
			\$ 0.00	\$ 0.00	\$ 0.00	\$ 0.00
SCC:	9206					
300-9206		JUNIOR HIGH PHYS ED DEPARTMENT FUND	0.00	0.00	0.00	0.00
			\$ 0.00	\$ 0.00	\$ 0.00	\$ 0.00
SCC:	9210					
300-9210		JR HIGH INSTRUMENTAL	0.00	0.00	0.00	0.00
			\$ 0.00	\$ 0.00	\$ 0.00	\$ 0.00
SCC:	9600					
300-9600		ATHLETIC FUND	308,500.00	145,082.00	24,371.00	237,496.12
			\$ 308,500.00	\$ 145,082.00	\$ 24,371.00	\$ 237,496.12
SCC:	9601					
300-9601		ATHLETIC CAPITAL FUND	46,000.00	55,850.00	40,000.00	68,350.00
			\$ 46,000.00	\$ 55,850.00	\$ 40,000.00	\$ 68,350.00
SCC:	9602					
300-9602		ORCHESTRA	0.00	150.00	0.00	150.00

LEXINGTON LOCAL SCHOOLS

Revenue Account Summary

	Fund-SCC	Description	FYTDReceivable	FYTD Received	MTD Received	YTD Received
			\$ 0.00	\$ 150.00	\$ 0.00	\$ 150.00
SCC:	9603					
	300-9603	ELEMENTARY MUSIC	\$ 0.00	\$ 0.00	\$ 0.00	\$ 0.00
			\$ 0.00	\$ 0.00	\$ 0.00	\$ 0.00
SCC:	9605					
	300-9605	BAND	0.00	0.00	0.00	0.00
			\$ 0.00	\$ 0.00	\$ 0.00	\$ 0.00
SCC:	9025					
	451-9025	DATA COMMUNICATION FUND	0.00	5,000.00	5,000.00	5,000.00
			\$ 0.00	\$ 5,000.00	\$ 5,000.00	\$ 5,000.00
SCC:	9024					
	516-9024	IDEA PART B GRANTS	6,603.49	6,603.49	0.00	227,705.10
			\$ 6,603.49	\$ 6,603.49	\$ 0.00	\$ 227,705.10
SCC:	9025					
	516-9025	IDEA PART B GRANTS	549,729.20	137,610.57	84,949.13	137,610.57
			\$ 549,729.20	\$ 137,610.57	\$ 84,949.13	\$ 137,610.57
SCC:	9024					
	572-9024	TITLE I DISADVANTAGED CHILDREN	63,455.12	63,455.12	0.00	200,453.49
			\$ 63,455.12	\$ 63,455.12	\$ 0.00	\$ 200,453.49
SCC:	9025					
	572-9025	TITLE I DISADVANTAGED CHILDREN	336,577.07	19,585.90	0.00	19,585.90
			\$ 336,577.07	\$ 19,585.90	\$ 0.00	\$ 19,585.90
SCC:	9924					
	584-9924	STRONGER CONNECTIONS GRANT	35,950.58	35,950.58	0.00	67,818.24
			\$ 35,950.58	\$ 35,950.58	\$ 0.00	\$ 67,818.24
SCC:	9025					
	587-9025	IDEA PRESCHOOL-HANDICAPPED	12,914.68	0.00	0.00	0.00
	590-9025	IMPROVING TEACHER QUALITY	72,515.08	7,371.31	0.00	7,371.31
			\$ 85,429.76	\$ 7,371.31	\$ 0.00	\$ 7,371.31
Grand Total			\$ 40,572,272.71	\$ 15,918,088.46	\$ 2,737,849.74	\$ 38,805,393.94

LEXINGTON LOCAL SCHOOLS  
Appropriation Summary Report

Fund-SCC	Description	FYTD Appropriated	Prior Year Encumbrance	FYTD Expendable	FYTD Expended	MTD Expended	Encumbrance	Future Encumbrance	FYTD Unencumbered	Percent Expended/Encumbered
001-0000	GENERAL FUND	\$ 29,307,416.80	\$ 718,410.33	\$ 30,025,827.13	\$ 10,262,173.73	\$ 2,399,472.68	\$ 3,181,241.87	\$ 0.00	\$ 16,582,411.53	44.77 %
001-9412	GENERAL BUDGET RESERVE SET-ASIDE-1%/BWC	0.00	0.00	0.00	0.00	0.00	0.00	0.00	0.00	0.00
002-0000	BOND RETIREMENT FUND	3,109,111.95	0.00	3,109,111.95	2,201,899.79	0.00	858,928.13	0.00	48,284.03	98.45
003-0000	PERMANENT IMPROVEMENT FUND	772,585.05	0.00	772,585.05	318,947.75	6,187.73	11,991.40	0.00	441,645.90	42.84
004-0000	LFI BUILDING FUND	59,217.97	0.00	59,217.97	1,682.97	0.00	0.00	0.00	57,535.00	2.84
006-0000	FOOD SERVICE FUND	1,035,327.81	267.29	1,035,595.10	281,154.91	86,942.66	172,048.54	0.00	582,391.65	43.76
007-9100	LEXINGTON MINUTEMEN ACADEMIC SCHOLARSHIP FUND	18,200.00	0.00	18,200.00	0.00	0.00	15,000.00	0.00	3,200.00	82.42
007-9800	TERRY McCAMMON SCHOLARSHIP FUND	0.00	0.00	0.00	0.00	0.00	0.00	0.00	0.00	0.00
010-0000	CLASSROOM FACILITIES CONSTRUCTION FUND	196,786.72	0.00	196,786.72	65,930.16	0.00	0.00	0.00	130,856.56	33.50
018-9100	HIGH SCHOOL PRINCIPAL'S FUND	8,566.85	0.00	8,566.85	192.57	58.57	3,107.43	0.00	5,266.85	38.52
018-9101	HIGH SCHOOL FLOWER FUND	166.00	0.00	166.00	88.00	0.00	212.00	0.00	(134.00)	180.72
018-9102	HIGH SCHOOL ART	0.00	0.00	0.00	0.00	0.00	0.00	0.00	0.00	0.00
018-9103	MERRY MINUTEMEN PBIS	0.00	0.00	0.00	0.00	0.00	12,200.00	0.00	(12,200.00)	0.00
018-9200	JUNIOR HIGH PRINCIPAL'S FUND	5,698.87	0.00	5,698.87	210.00	45.00	107.50	0.00	5,381.37	5.57
018-9300	EASTERN PRINCIPAL'S FUND	17,152.81	0.00	17,152.81	1,879.22	829.04	1,574.91	0.00	13,698.68	20.14
018-9301	EASTERN ELEMENTARY BOOKFAIR/BOXTOP S FUND	2,934.01	0.00	2,934.01	0.00	0.00	4,500.00	0.00	(1,565.99)	153.37
018-9302	EASTERN ELEMENTARY MATH	0.00	0.00	0.00	0.00	0.00	0.00	0.00	0.00	0.00
018-9303	EASTERN RUN CLUB	1,149.04	0.00	1,149.04	946.73	882.73	457.27	0.00	(254.96)	122.19
018-9400	CENTRAL PRINCIPAL'S FUND	4,781.55	0.00	4,781.55	5,851.44	2,569.54	1,524.72	0.00	(2,594.61)	154.26
018-9401	CENTRAL	3,722.44	0.00	3,722.44	0.00	0.00	0.00	0.00	3,722.44	0.00

LEXINGTON LOCAL SCHOOLS

Appropriation Summary Report

Fund-SCC	Description	FYTD Appropriated	Prior Year Encumbrance	FYTD Expendable	FYTD Expended	MTD Expended	Encumbrance	Future Encumbrance	FYTD Unencumbered	Percent Expended/Encumbered
018-9402	ELEMENTARY BOOKFAIR FUND	\$ 0.00	\$ 0.00	\$ 0.00	\$ 0.00	\$ 0.00	\$ 0.00	\$ 0.00	\$ 0.00	0.00 %
018-9500	CENTRAL ELEMENTARY ART WESTERN PRINCIPAL'S FUND	6,104.54	1,253.00	7,357.54	6,202.95	767.58	2,549.75	0.00	(1,395.16)	118.96
018-9501	ELEMENTARY BOOKFAIR/BOXTOP S FUND	0.00	0.00	0.00	0.00	0.00	0.00	0.00	0.00	0.00
018-9503	WESTERN ELEMENTARY ART	0.00	0.00	0.00	0.00	0.00	0.00	0.00	0.00	0.00
018-9901	JUNIOR HIGH TEACHER ADVISORY FUND	0.00	0.00	0.00	0.00	0.00	0.00	0.00	0.00	0.00
019-9001	ACADEMIC BOOSTERS GRANTS	0.00	0.00	0.00	0.00	0.00	0.00	0.00	0.00	0.00
019-9121	CENTRAL ELEMENTARY PTO GRANTS	2,500.00	0.00	2,500.00	0.00	0.00	0.00	0.00	2,500.00	0.00
019-9122	EASTERN ELEMENTARY PTO GRANTS	2,500.00	0.00	2,500.00	0.00	0.00	0.00	0.00	2,500.00	0.00
019-9123	WESTERN ELEMENTARY PTO GRANTS	2,500.00	0.00	2,500.00	0.00	0.00	0.00	0.00	2,500.00	0.00
019-9200	RICHLAND COUNTY FOUNDATION GRANT PLAYGROUND	200.00	0.00	200.00	0.00	0.00	0.00	0.00	200.00	0.00
019-9226	RICH CO FOUND GRANT-SCIENCE ENRICH FIELD TRIP	91.55	0.00	91.55	91.55	0.00	0.00	0.00	0.00	100.00
019-9228	RICH CO FOUND GRANT-SOCIAL STUDIES MAKERSPACE	17.52	0.00	17.52	17.52	0.00	0.00	0.00	0.00	100.00
019-9229	RICHLAND CO FOUND GRANT-SCIENCE LAB ACTIVITY REVITALIZATION	42.31	0.00	42.31	42.31	0.00	0.00	0.00	0.00	100.00
019-9230	RICHLAND CO FOUND GRANT-STEAMTASTIC LEARNING	1.54	0.00	1.54	1.54	0.00	0.00	0.00	0.00	100.00
019-9231	RICHLAND CO FOUND GRANT-	136.47	0.00	136.47	136.47	0.00	0.00	0.00	0.00	100.00

LEXINGTON LOCAL SCHOOLS  
Appropriation Summary Report

Fund-SCC	Description	FYTD Appropriated	Prior Year Encumbrance	FYTD Expendable	FYTD Expended	MTD Expended	Encumbrance	Future Encumbrance	FYTD Unencumbered	Percent Expended/Encumbered
019-9232	SOCIAL STUDIES BOARD GAME STUDIO RICHLAND CO FOUND GRANT-MARVELOUS MATHEMATICAL THINKING	\$ 8.64	\$ 0.00	\$ 8.64	\$ 8.64	\$ 0.00	\$ 0.00	\$ 0.00	\$ 0.00	100.00 %
019-9233	RICHLAND CO FOUND GRANT-FOOTPRINT IMPRESSION LAB PROJECT	75.45	0.00	75.45	75.45	0.00	0.00	0.00	0.00	100.00
019-9234	RICHLAND CO FOUND GRANT-CIRCUIT CRAZE	29.99	0.00	29.99	29.99	0.00	0.00	0.00	0.00	100.00
019-9235	RICHLAND CO FOUND GRANT-NOVELS IN VERSE BOOK CLUB	12.35	0.00	12.35	14.40	0.00	0.00	0.00	(2.05)	116.60
019-9236	RICHLAND CO FOUND GRANT-CODING EXPRESS BY LEGO EDUCATION	2.05	0.00	2.05	0.00	0.00	0.00	0.00	2.05	0.00
019-9237	RICHLAND CO FOUND GRANT-SCIENCE: OH COOL, LOOK AT THAT	1,389.79	0.00	1,389.79	1,288.84	1,288.84	106.16	0.00	(5.21)	100.37
019-9238	RICHLAND CO FOUND GRANT-ANALYZING SKELETAL REMAINS	1,473.10	0.00	1,473.10	0.00	0.00	0.00	0.00	1,473.10	0.00
019-9301	RICH CO FOUND/SECO ROBOTICS GRANT (HEIMANN)	31.72	0.00	31.72	0.00	0.00	0.00	0.00	31.72	0.00
019-9302	RICH CO RETIRED TEACHERS ASSOC	150.00	0.00	150.00	0.00	0.00	0.00	0.00	150.00	0.00
019-9304	RICHLAND CO RETIRED TEACHERS - HS ENGLISH	200.00	0.00	200.00	0.00	0.00	0.00	0.00	200.00	0.00
019-9401	MARTHA HOLDEN JENNINGS GRANT	0.00	0.00	0.00	0.00	0.00	0.00	0.00	0.00	0.00
022-9601	OHSAA TOURNAMENT	181.25	0.00	181.25	0.00	0.00	0.00	0.00	181.25	0.00

LEXINGTON LOCAL SCHOOLS  
Appropriation Summary Report

Fund-SCC	Description	FYTD Appropriated	Prior Year Encumbrance	FYTD Expendable	FYTD Expended	MTD Expended	Encumbrance	Future Encumbrance	FYTD Unencumbered	Percent Expended/Encumbered
024-0000	AGENCY FUND EMPLOYEE BENEFITS FUND	\$ 6,050,847.82	\$ 0.00	\$ 6,050,847.82	\$ 1,933,430.47	\$ 448,239.04	\$ 446,423.77	\$ 0.00	\$ 3,670,993.58	39.33 %
034-0000	FOR MEDICAL/DENTAL OFCC PROJECT MAINTENANCE FUND	6,500.00	0.00	6,500.00	1,252.62	0.00	0.00	0.00	5,247.38	19.27
200-9101	HIGH SCHOOL ART CLUB	0.00	0.00	0.00	0.00	0.00	0.00	0.00	0.00	0.00
200-9102	HIGH SCHOOL DRAMA CLUB	12,640.83	1,521.29	14,162.12	916.00	0.00	605.29	0.00	12,640.83	10.74
200-9104	HIGH SCHOOL LEADERSHIP COUNCIL	602.94	0.00	602.94	0.00	0.00	0.00	0.00	602.94	0.00
200-9107	HIGH SCHOOL SPANISH CLUB	0.00	385.60	385.60	385.60	0.00	0.00	0.00	0.00	100.00
200-9108	HIGH SCHOOL LEO CLUB	538.72	0.00	538.72	132.37	92.37	707.63	0.00	(301.28)	155.93
200-9114	HIGH SCHOOL STUDENT COUNCIL FUND	4,376.96	0.00	4,376.96	1,601.92	570.03	1,298.08	0.00	1,476.96	66.26
200-9115	HIGH SCHOOL KEY CLUB	2,183.16	0.00	2,183.16	0.00	0.00	100.00	0.00	2,083.16	4.58
200-9116	HIGH SCHOOL CHESS CLUB	144.46	0.00	144.46	100.00	0.00	0.00	0.00	44.46	69.22
200-9119	HIGH SCHOOL YEARBOOK FUND	22,500.00	0.00	22,500.00	13,537.10	0.00	825.00	0.00	8,137.90	63.83
200-9120	HIGH SCHOOL JOURNALISM FUND	223.60	0.00	223.60	0.00	0.00	0.00	0.00	223.60	0.00
200-9121	HIGH SCHOOL NATIONAL HONOR SOCIETY	3,523.51	0.00	3,523.51	1,736.78	385.00	980.22	0.00	806.51	77.11
200-9201	JUNIOR HIGH ART CLUB	500.00	0.00	500.00	0.00	0.00	0.00	0.00	500.00	0.00
200-9204	JUNIOR HIGH STUDENT COUNCIL FUND	539.45	2,084.00	2,623.45	1,862.00	0.00	300.00	0.00	461.45	82.41
200-9205	JUNIOR HIGH LIBRARY CLUB	0.00	0.00	0.00	0.00	0.00	0.00	0.00	0.00	0.00
200-9301	EASTERN ELEMENTARY STUDENT ACTIVITY FUND	968.56	0.00	968.56	0.00	0.00	100.00	0.00	868.56	10.32
200-9302	EASTERN ELEMENTARY ROBOTICS FUND	575.16	0.00	575.16	0.00	0.00	0.00	0.00	575.16	0.00
200-9611	HIGH SCHOOL	387.90	0.00	387.90	0.00	0.00	71.94	0.00	315.96	18.55

LEXINGTON LOCAL SCHOOLS  
Appropriation Summary Report

Fund-SCC	Description	FYTD Appropriated	Prior Year Encumbrance	FYTD Expendable	FYTD Expended	MTD Expended	Encumbrance	Future Encumbrance	FYTD Unencumbered	Percent Expended/Encumbered
200-9612	INFORMED TEENS FUND JUNIOR HIGH INFORMED TEENS FUND	\$ 185.26	\$ 0.00	\$ 185.26	\$ 0.00	\$ 0.00	\$ 0.00	\$ 0.00	\$ 185.26	0.00 %
300-9115	JAZZ BAND	757.62	0.00	757.62	0.00	0.00	0.00	0.00	757.62	0.00
300-9116	CHOIR	373.05	0.00	373.05	0.00	0.00	210.00	0.00	163.05	56.29
300-9206	JUNIOR HIGH PHYS ED DEPARTMENT FUND	545.33	121.96	667.29	0.00	0.00	1,321.96	0.00	(654.67)	198.11
300-9210	JR HIGH INSTRUMENTAL	0.00	0.00	0.00	0.00	0.00	0.00	0.00	0.00	0.00
300-9600	ATHLETIC FUND	308,350.00	1,113.83	309,463.83	164,946.87	28,191.95	105,311.23	0.00	39,205.73	87.33
300-9601	ATHLETIC CAPITAL FUND	40,991.60	0.00	40,991.60	4,500.00	0.00	63,000.00	0.00	(26,508.40)	164.67
300-9602	ORCHESTRA	0.00	0.00	0.00	0.00	0.00	0.00	0.00	0.00	0.00
300-9603	ELEMENTARY MUSIC	1,000.00	0.00	1,000.00	0.00	0.00	0.00	0.00	1,000.00	0.00
300-9605	BAND	232.95	0.00	232.95	0.00	0.00	0.00	0.00	232.95	0.00
451-9025	DATA COMMUNICATION FUND	9,000.00	0.00	9,000.00	9,000.00	0.00	0.00	0.00	0.00	100.00
516-9024	IDEA PART B GRANTS	0.00	0.00	0.00	0.00	0.00	0.00	0.00	0.00	0.00
516-9025	IDEA PART B GRANTS	549,729.20	0.00	549,729.20	189,060.37	101,675.21	751,765.29	0.00	(391,096.46)	171.14
572-9024	TITLE I DISADVANTAGED CHILDREN	49,870.24	0.00	49,870.24	9,822.12	0.00	0.00	0.00	40,048.12	19.70
572-9025	TITLE I DISADVANTAGED CHILDREN	296,528.95	0.00	296,528.95	69,777.09	31,133.04	13,013.35	0.00	213,738.51	27.92
584-9924	STRONGER CONNECTIONS GRANT	0.00	0.00	0.00	0.00	0.00	0.00	0.00	0.00	0.00
587-9025	IDEA PRESCHOOL-HANDICAPPED	12,914.68	0.00	12,914.68	0.00	0.00	11,056.50	0.00	1,858.18	85.61
590-9025	IMPROVING TEACHER QUALITY	72,515.08	0.00	72,515.08	24,098.71	10,114.83	0.00	0.00	48,416.37	33.23
Grand Total		\$ 42,010,513.17	\$ 725,157.30	\$ 42,735,670.47	\$ 15,575,026.95	\$ 3,119,445.84	\$ 5,662,639.94	\$ 0.00	\$ 21,498,003.58	