

LEXINGTON LOCAL SCHOOLS



FINANCIAL REPORT
FOR THE PERIOD ENDING
SEPTEMBER 30, 2024

PREPARED BY
JASON WHITESEL, TREASURER/CFO

Gross Depository Balances:

Richland Bank MMA 5719	\$2,045,781.49
Richland Bank Sweep Acct 3520	\$1,055,037.10
Richland Bank General Acct 0580	\$300,000.00
Richland Bank Anthem Sweep 3523	\$672,889.69
Richland Bank EE Benefits 3180	\$0.00
Richland Bank Payroll Acct 9780	\$39,754.32
Richland Bank Athletic Acct 3280	\$1,220.00

Total Depository Balances (Gross)		\$4,114,682.60
-----------------------------------	--	----------------

Adjustments to Bank Balance:

Cash in Transit to Bank	\$26,354.50
Outstanding Checks	(\$267,738.90)
Adjustments:	
Vision Adjustment	(\$5.74)

Total Adjustments to Bank Balance		(\$241,390.14)
-----------------------------------	--	----------------

Investments:

Treasury Bonds and Notes	\$4,236,461.51
Certificate of Deposits	\$2,968,096.79
Other Securities	\$0.00
Other Investments:	
Richland Bank MMA 5750	\$2,469,538.83
Richland Bank MMA R252	\$804,838.23

Total Investments		\$10,478,935.36
-------------------	--	-----------------

Cash on Hand:

Petty Cash:	
Treasurer's Office	\$100.00
High School	\$50.00
Junior High School	\$50.00
Eastern, Central, Western	\$200.00
Change Cash:	
Athletic Change	\$3,000.00
Junior High School Change	\$0.00
Central Change	\$0.00
Food Service Change	\$276.00
Cash with Fiscal Agent	\$0.00

Total Cash on Hand		\$3,676.00
--------------------	--	------------

Total Balances		\$14,355,903.82
----------------	--	-----------------

Total Fund Balance		\$14,355,903.82
--------------------	--	-----------------

Depository Clearance Accounts:

September 01, 2024 through September 30, 2024

Account Name : Lexington Local SD Managing Agency

Account No : 5750

Summary Of Investment Holdings

Shares or Par Value	Investment Category		Avg Unit Cost	Cost Basis	Unit Price	Market Value	Estimated Ann Inc	Current Yield
<u>Money Markets - Taxable</u>								
2,469,538.83	Northern Instl Government Select Portfolio		1.00	2,469,538.83	1.00	2,469,538.83	118,784.82	4.81%
Totals				2,469,538.83		2,469,538.83	118,784.82	4.81%
<u>Marketable CDs</u>								
200,000	Industrial & Com Bank 0.3	0.350%	02/11/2025	100.00	200,000.00	98.44	196,880.50	700.00 0.36%
150,000	Barclays Bk Del	2.950%	05/12/2025	100.00	150,000.00	99.12	148,673.09	4,425.00 2.98%
248,000	Goldman Sachs Bk USA	0.800%	08/18/2025	100.00	248,000.00	97.14	240,911.66	1,984.00 0.82%
200,000	First Ctzn Bk & Tr Co Rale	4.700%	10/28/2025	100.00	200,000.00	100.75	201,507.46	9,400.00 4.66%
200,000	Morgan Stanley Private Bk N	4.050%	09/30/2026	100.00	200,000.00	100.01	200,019.60	8,100.00 4.05%
200,000	Morgan Stanley Bk N A	4.950%	10/30/2026	100.00	200,000.00	100.05	200,100.59	9,900.00 4.95%
248,000	Somerset Tr Co Pa	4.350%	01/13/2027	100.00	248,000.00	100.07	248,161.95	10,788.00 4.35%
200,000	First Bank Chicago	5.000%	05/07/2027	100.00	200,000.00	100.07	200,145.13	10,000.00 5.00%
243,000	Bankers Bk Madison WI	4.250%	11/24/2027	100.00	243,000.00	101.45	246,514.76	10,327.50 4.19%
200,000	Dmb Cmnty Bk Deforest Wis	4.450%	12/06/2027	100.00	200,000.00	102.08	204,169.68	8,900.00 4.36%
243,000	Discover Bk	4.400%	04/17/2028	100.04	243,096.79	102.42	248,891.12	10,692.00 4.30%
243,000	Bmo Harris Bk Natl Assn Chi	4.500%	05/16/2028	100.00	243,000.00	102.84	249,890.08	10,935.00 4.38%
150,000	United Fid Bk Fsb Evansvile	4.500%	06/29/2028	100.00	150,000.00	105.29	157,936.22	6,750.00 4.27%
243,000	American Express Natl Bk Br	3.750%	09/11/2029	100.00	243,000.00	100.46	244,116.35	9,112.50 3.73%
Totals				2,968,096.79		2,987,918.19	112,014.00	3.75%
<u>U.S. Treasury Bills</u>								
1,012,000	US Treasury Bills		10/24/2024	98.78	999,611.39	99.70	1,008,951.49	46,361.32 4.59%
Totals				999,611.39		1,008,951.49	46,361.32	4.59%
<u>U.S. Treasury Bds/Nts</u>								
300,000	United States Treas Nts	3.250%	06/30/2027	98.00	294,000.00	99.13	297,386.72	9,750.00 3.28%
250,000	United States Treas Bds	3.125%	11/15/2028	98.73	246,812.50	98.21	245,527.35	7,812.50 3.18%
250,000	US Treasury Notes	2.375%	05/15/2029	95.38	238,437.50	94.85	237,128.91	5,937.50 2.50%

September 01, 2024 through September 30, 2024

Account Name : Lexington Local SD Managing Agency

Account No : 5750

Summary Of Investment Holdings

Shares or Par Value	Investment Category			Avg Unit Cost	Cost Basis	Unit Price	Market Value	Estimated Current Ann Inc	Current Yield
Totals					779,250.00		780,042.98	23,500.00	3.01%
<u>U.S. Govt Agv-Exempt State</u>									
200,000	Federal Farm Cr Bks	0.430%	10/15/2024	100.00	200,000.00	99.80	199,594.04	860.00	0.43%
250,000	Federal Home Loan Banks	2.000%	12/17/2024	100.02	250,058.04	99.43	248,570.68	5,000.00	2.01%
200,000	Federal Home Loan Banks	0.500%	09/10/2025	100.00	200,000.00	96.49	192,988.02	1,000.00	0.52%
200,000	Federal Home Loan Banks	0.500%	11/12/2025	100.00	200,000.00	96.24	192,474.12	1,000.00	0.52%
200,000	Federal Home Loan Banks	1.000%	03/30/2026	100.00	200,000.00	95.80	191,608.26	2,000.00	1.04%
200,000	Federal Farm Cr Bks	4.400%	06/22/2026	100.16	200,313.91	100.00	200,003.07	8,800.00	4.40%
300,000	Federal Home Loan Banks	1.125%	09/29/2026	100.05	300,153.17	94.92	284,767.38	3,375.00	1.19%
250,000	Federal Home Loan Banks	1.300%	11/24/2026	99.88	249,687.50	94.88	237,203.99	3,250.00	1.37%
250,000	Federal Farm Cr Bks	2.000%	11/01/2029	93.00	232,500.00	92.37	230,920.83	5,000.00	2.17%
Totals					2,032,712.62		1,978,130.39	30,285.00	1.53%
<u>U.S. Govt Agv-Non-Ex St-Int Only</u>									
200,000	Federal Home Ln Mtg Corp	3.200%	05/16/2025	100.00	200,000.00	99.28	198,566.24	6,400.00	3.22%
225,000	Federal Natl Mtg Assn	0.650%	07/30/2025	99.95	224,887.50	97.05	218,369.79	1,462.50	0.67%
Totals					424,887.50		416,936.03	7,862.50	1.89%
Total Investments					9,674,097.13		9,641,517.91	338,807.64	3.51%
Plus Net Cash							0.00		
Total Market Value							9,641,517.91		

Gain or Loss amounts and transactions, as shown, may not reflect the amount to be used for income tax purposes.

September 01, 2024 through September 30, 2024

Account Name : Lexington Local SD Bond Acct Man Agcy

Account No : R252

Summary Of Investment Holdings

Shares or Par Value	Investment Category	Avg Unit Cost	Cost Basis	Unit Price	Market Value	Estimated Current Ann Inc	Current Yield
Money Markets - Taxable							
804,838.23	Northern Instl Government Select Portfolio	1.00	804,838.23	1.00	804,838.23	38,712.72	4.81%
<i>Totals</i>			804,838.23		804,838.23	38,712.72	4.81%
<i>Total Investments</i>			804,838.23		804,838.23	38,712.72	4.81%
<i>Plus Net Cash</i>					0.00		
<i>Total Market Value</i>					804,838.23		

Gain or Loss amounts and transactions, as shown, may not reflect the amount to be used for income tax purposes.

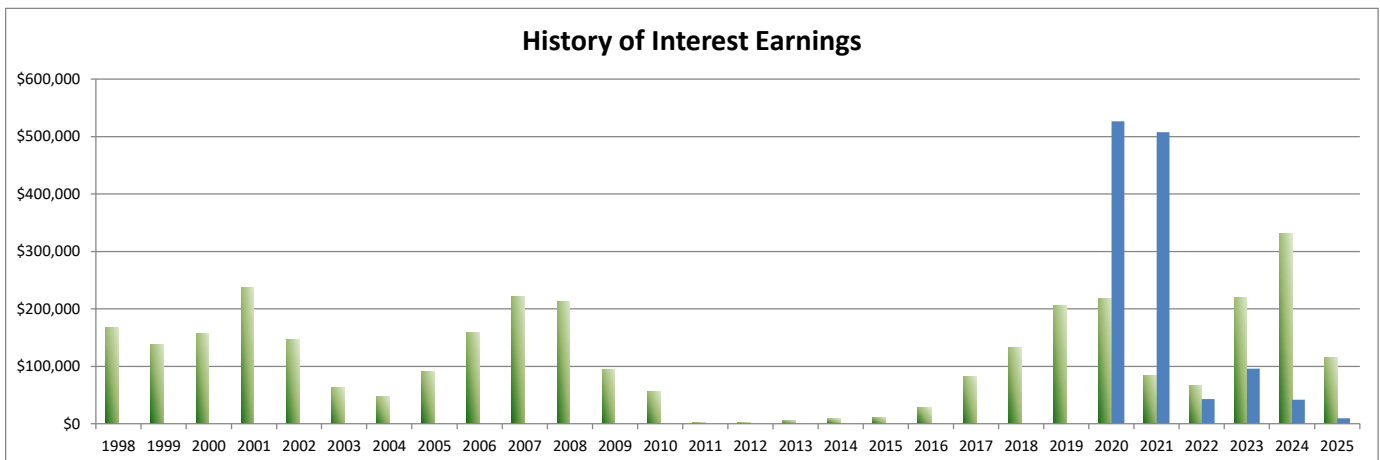
LEXINGTON LOCAL SCHOOLS
INVESTMENT REPORT FOR THE MONTH ENDING
SEPTEMBER 30, 2024

INTEREST EARNED:	THIS MONTH	FISCAL YEAR TO DATE
Richland Bank, General Sweep	\$3,770.83	\$11,471.68
Richland Bank, General MMA	\$12,729.55	\$19,098.00
Richland Bank, Anthem Sweep	\$1,336.95	\$4,372.83
Star Ohio	\$0.00	\$0.00
CDs, Bonds, and other investments	\$15,400.18	\$80,773.50
TOTAL INTEREST RECEIVED	\$33,237.51	\$115,716.01

INTEREST EARNED (LEX BOND ACCT)	THIS MONTH	FISCAL YEAR TO DATE
Richland Bank, General Sweep	\$0.00	\$0.00
Richland Bank, General MMA	\$0.00	\$0.00
Richland Bank, Anthem Sweep	\$0.00	\$0.00
Star Ohio	\$0.00	\$0.00
CDs, Bonds, and other investments	\$3,388.99	\$10,023.79
TOTAL INTEREST RECEIVED	\$3,388.99	\$10,023.79

History of Interest Earnings	Fiscal Year	Interest Earnings
	1998	\$ 167,057.52
	1999	\$ 138,113.69
	2000	\$ 157,991.72
	2001	\$ 236,839.79
	2002	\$ 146,052.34
	2003	\$ 63,712.36
	2004	\$ 47,970.95
	2005	\$ 90,719.94
	2006	\$ 158,724.51
	2007	\$ 221,998.86
	2008	\$ 213,660.34
	2009	\$ 95,639.63
	2010	\$ 56,860.22
	2011	\$ 3,001.78
	2012	\$ 3,090.00
	2013	\$ 5,758.97
	2014	\$ 8,349.92
	2015	\$ 11,765.22
	2016	\$ 28,300.22
	2017	\$ 83,194.26
	2018	\$ 133,582.49
	2019	\$ 205,588.68
	2020	\$ 218,228.66
	2021	\$ 85,117.81
	2022	\$ 67,902.15
	2023	\$ 219,800.00
	2024	\$ 331,922.67
FISCAL Year To Date	2025	\$115,716.01
Total Interest Earnings 1998 to Present		\$ 3,316,660.71

Lex Bond Acct Interest Earnings	Fiscal Year	Interest Earnings
	2020	\$526,044.24
	2021	\$507,134.12
	2022	\$43,256.67
	2023	\$96,119.37
	2024	\$41,935.83
FISCAL Year To Date	2025	\$10,023.79
Total Interest Earnings Lex Bond Acct to Date		\$1,224,514.02



Reporting Period: September 2024 (FY 2025)

10/2/24 11:12 AM

As Of Period: 09/30/2024

LEXINGTON LOCAL SCHOOLS
Cash Summary Report

Full Account Code	Description	Initial Cash	MTD Received	FYTD Received	MTD Expended	FYTD Expended	Fund Balance
001-0000	GENERAL FUND	\$ 8,351,940.39	\$ 1,096,316.70	\$ 9,418,742.74	\$ 2,494,534.44	\$ 7,862,701.05	\$ 9,907,982.08
001-9412	GENERAL BUDGET RESERVE SET-ASIDE-1%/BWC	87,928.97	0.00	0.00	0.00	0.00	87,928.97
002-0000	BOND RETIREMENT FUND	2,229,755.15	4,700.20	1,414,460.44	2,180,139.97	2,201,899.79	1,442,315.80
003-0000	PERMANENT IMPROVEMENT FUND	2,295.96	2,844.41	297,982.83	4,880.29	312,760.02	(12,481.23)
004-0000	LFI BUILDING FUND	348,265.33	1,614.01	4,521.19	1,682.97	1,682.97	351,103.55
006-0000	FOOD SERVICE FUND	411,050.45	55,928.23	99,010.24	87,558.64	194,212.25	315,848.44
007-9100	LEXINGTON MINUTEMEN ACADEMIC SCHOLARSHIP FUND	142,062.64	358.33	4,285.71	0.00	0.00	146,348.35
007-9800	TERRY McCAMMON SCHOLARSHIP FUND	0.00	0.00	500.00	0.00	0.00	500.00
010-0000	CLASSROOM FACILITIES CONSTRUCTION FUND	446,549.11	1,774.98	5,502.60	65,930.16	65,930.16	386,121.55
018-9100	HIGH SCHOOL PRINCIPAL'S FUND	220.50	1,050.01	1,128.32	0.00	134.00	1,214.82
018-9101	HIGH SCHOOL FLOWER FUND	51.00	0.00	0.00	0.00	88.00	(37.00)
018-9102	HIGH SCHOOL ART	100.00	0.00	0.00	0.00	0.00	100.00
018-9103	MERRY MINUTEMEN PBIS	0.00	885.18	885.18	0.00	0.00	885.18
018-9200	JUNIOR HIGH PRINCIPAL'S FUND	8,861.99	0.00	891.69	165.00	165.00	9,588.68
018-9300	EASTERN PRINCIPAL'S FUND	6,293.56	400.00	2,273.00	1,050.18	1,050.18	7,516.38
018-9301	EASTERN ELEMENTARY BOOKFAIR/BOXTOPS FUND	3,526.10	0.00	0.00	0.00	0.00	3,526.10
018-9302	EASTERN ELEMENTARY MATH	1,036.52	0.00	0.00	0.00	0.00	1,036.52
018-9303	EASTERN RUN CLUB	394.88	180.00	1,190.00	64.00	64.00	1,520.88
018-9400	CENTRAL PRINCIPAL'S FUND	2,303.03	194.36	720.36	3,568.74	3,281.90	(258.51)
018-9401	CENTRAL ELEMENTARY BOOKFAIR FUND	8,056.37	13.00	13.00	0.00	0.00	8,069.37
018-9402	CENTRAL ELEMENTARY ART	1,899.77	0.00	0.00	0.00	0.00	1,899.77
018-9500	WESTERN PRINCIPAL'S FUND	17,123.40	678.52	1,747.80	0.00	5,435.37	13,435.83
018-9501	WESTERN ELEMENTARY BOOKFAIR/BOXTOPS FUND	4,336.03	39.00	39.00	0.00	0.00	4,375.03
018-9503	WESTERN ELEMENTARY ART	812.30	0.00	0.00	0.00	0.00	812.30
018-9901	JUNIOR HIGH TEACHER ADVISORY FUND	95.30	0.00	0.00	0.00	0.00	95.30
019-9001	ACADEMIC BOOSTERS GRANTS	769.07	0.00	0.00	0.00	0.00	769.07
019-9121	CENTRAL ELEMENTARY PTO GRANTS	3,038.80	7.96	15.90	0.00	0.00	3,054.70
019-9122	EASTERN ELEMENTARY PTO GRANTS	3,691.93	7.95	15.89	0.00	0.00	3,707.82
019-9123	WESTERN ELEMENTARY PTO GRANTS	4,428.30	7.96	15.88	0.00	0.00	4,444.18
019-9200	RICHLAND COUNTY FOUNDATION GRANT PLAYGROUND	200.00	0.00	0.00	0.00	0.00	200.00
019-9226	RICH CO FOUND GRANT-SCIENCE ENRICH FIELD TRIP	91.55	0.00	0.00	91.55	91.55	0.00
019-9228	RICH CO FOUND GRANT-SOCIAL STUDIES MAKERSPACE	17.52	0.00	0.00	17.52	17.52	0.00
019-9229	RICHLAND CO FOUND GRANT-SCIENCE LAB ACTIVITY	42.31	0.00	0.00	42.31	42.31	0.00

Reporting Period: September 2024 (FY 2025)

10/2/24 11:12 AM

As Of Period: 09/30/2024

LEXINGTON LOCAL SCHOOLS Cash Summary Report

Full Account Code	Description	Initial Cash	MTD Received	FYTD Received	MTD Expended	FYTD Expended	Fund Balance
	REVITALIZATION						
019-9230	RICHLAND CO FOUND GRANT-STEAMTASTIC LEARNING	\$ 1.54	\$ 0.00	\$ 0.00	\$ 1.54	\$ 1.54	\$ 0.00
019-9231	RICHLAND CO FOUND GRANT-SOCIAL STUDIES BOARD GAME STUDIO	136.47	0.00	0.00	136.47	136.47	0.00
019-9232	RICHLAND CO FOUND GRANT-MARVELOUS MATHEMATICAL THINKING	8.64	0.00	0.00	8.64	8.64	0.00
019-9233	RICHLAND CO FOUND GRANT-FOOTPRINT IMPRESSION LAB PROJECT	75.45	0.00	0.00	75.45	75.45	0.00
019-9234	RICHLAND CO FOUND GRANT-CIRCUIT CRAZE	29.99	0.00	0.00	29.99	29.99	0.00
019-9235	RICHLAND CO FOUND GRANT-NOVELS IN VERSE BOOK CLUB	12.35	2.05	2.05	14.40	14.40	0.00
019-9236	RICHLAND CO FOUND GRANT-CODING EXPRESS BY LEGO EDUCATION	2.05	(2.05)	(2.05)	0.00	0.00	0.00
019-9237	RICHLAND CO FOUND GRANT-SCIENCE: OH COOL, LOOK AT THAT	0.00	1,389.79	1,389.79	0.00	0.00	1,389.79
019-9238	RICHLAND CO FOUND GRANT-ANALYZING SKELETAL REMAINS	0.00	1,473.10	1,473.10	0.00	0.00	1,473.10
019-9301	RICH CO FOUND/SECO ROBOTICS GRANT (HEIMANN)	31.72	0.00	0.00	0.00	0.00	31.72
019-9302	RICH CO RETIRED TEACHERS ASSOC	150.00	0.00	0.00	0.00	0.00	150.00
019-9304	RICHLAND CO RETIRED TEACHERS - HS ENGLISH	200.00	0.00	0.00	0.00	0.00	200.00
019-9401	MARTHA HOLDEN JENNINGS GRANT	0.94	0.00	0.00	0.00	0.00	0.94
024-0000	EMPLOYEE BENEFITS FUND FOR MEDICAL/DENTAL	648,464.99	501,365.92	1,509,610.39	560,850.74	1,485,191.43	672,883.95
034-0000	OFCC PROJECT MAINTENANCE FUND	750,199.71	254.02	80,384.39	19.76	1,252.62	829,331.48
200-9101	HIGH SCHOOL ART CLUB	372.46	0.00	0.00	0.00	0.00	372.46
200-9102	HIGH SCHOOL DRAMA CLUB	26,632.48	0.00	329.70	0.00	916.00	26,046.18
200-9104	HIGH SCHOOL LEADERSHIP COUNCIL	2,187.75	0.00	0.00	0.00	0.00	2,187.75
200-9107	HIGH SCHOOL SPANISH CLUB	1,108.50	0.00	0.00	0.00	385.60	722.90
200-9108	HIGH SCHOOL LEO CLUB	2,535.08	0.00	0.00	40.00	40.00	2,495.08
200-9114	HIGH SCHOOL STUDENT COUNCIL FUND	5,646.73	0.00	0.00	1,031.89	1,031.89	4,614.84
200-9115	HIGH SCHOOL KEY CLUB	438.16	0.00	0.00	0.00	0.00	438.16
200-9116	HIGH SCHOOL CHESS CLUB	144.46	0.00	0.00	100.00	100.00	44.46
200-9119	HIGH SCHOOL YEARBOOK FUND	45,836.81	1,095.00	8,355.00	0.00	13,537.10	40,654.71
200-9120	HIGH SCHOOL JOURNALISM FUND	290.44	0.00	0.00	0.00	0.00	290.44
200-9121	HIGH SCHOOL NATIONAL HONOR SOCIETY	1,539.51	812.00	2,402.00	1,351.78	1,351.78	2,589.73
200-9201	JUNIOR HIGH ART CLUB	1,807.31	0.00	0.00	0.00	0.00	1,807.31
200-9204	JUNIOR HIGH STUDENT COUNCIL FUND	2,517.94	0.00	0.00	0.00	1,862.00	655.94
200-9205	JUNIOR HIGH LIBRARY CLUB	77.65	0.00	0.00	0.00	0.00	77.65

Reporting Period: September 2024 (FY 2025)

10/2/24 11:12 AM

As Of Period: 09/30/2024

**LEXINGTON LOCAL SCHOOLS
Cash Summary Report**

Full Account Code	Description	Initial Cash	MTD Received	FYTD Received	MTD Expended	FYTD Expended	Fund Balance
200-9301	EASTERN ELEMENTARY STUDENT ACTIVITY FUND	\$ 711.10	\$ 0.00	\$ 0.00	\$ 0.00	\$ 0.00	\$ 711.10
200-9302	EASTERN ELEMENTARY ROBOTICS FUND	575.16	0.00	0.00	0.00	0.00	575.16
200-9611	HIGH SCHOOL INFORMED TEENS FUND	634.47	0.00	0.00	0.00	0.00	634.47
200-9612	JUNIOR HIGH INFORMED TEENS FUND	1,728.32	13.74	13.74	0.00	0.00	1,742.06
300-9115	JAZZ BAND	757.62	0.00	0.00	0.00	0.00	757.62
300-9116	CHOIR	926.25	0.00	0.00	0.00	0.00	926.25
300-9206	JUNIOR HIGH PHYS ED DEPARTMENT FUND	3,307.39	0.00	0.00	0.00	0.00	3,307.39
300-9210	JR HIGH INSTRUMENTAL	41.03	0.00	0.00	0.00	0.00	41.03
300-9600	ATHLETIC FUND	14,474.66	46,308.00	120,711.00	38,130.28	136,754.92	(1,569.26)
300-9601	ATHLETIC CAPITAL FUND	124,721.66	0.00	15,850.00	3,000.00	4,500.00	136,071.66
300-9602	ORCHESTRA	63.22	0.00	150.00	0.00	0.00	213.22
300-9603	ELEMENTARY MUSIC	1,572.09	0.00	0.00	0.00	0.00	1,572.09
300-9605	BAND	232.95	0.00	0.00	0.00	0.00	232.95
451-9024	DATA COMMUNICATION FUND	0.00	0.00	0.00	(9,000.00)	0.00	0.00
451-9025	DATA COMMUNICATION FUND	0.00	0.00	0.00	9,000.00	9,000.00	(9,000.00)
516-9024	IDEA PART B GRANTS	(6,603.49)	0.00	6,603.49	0.00	0.00	0.00
516-9025	IDEA PART B GRANTS	0.00	52,661.44	52,661.44	47,732.74	87,385.16	(34,723.72)
572-9024	TITLE I DISADVANTAGED CHILDREN	(53,633.00)	0.00	63,455.12	0.00	9,822.12	0.00
572-9025	TITLE I DISADVANTAGED CHILDREN	0.00	19,585.90	19,585.90	29,634.95	38,644.05	(19,058.15)
584-9924	STRONGER CONNECTIONS GRANT	(35,950.58)	0.00	35,950.58	0.00	0.00	0.00
587-9025	IDEA PRESCHOOL-HANDICAPPED	0.00	0.00	0.00	0.00	0.00	0.00
590-9025	IMPROVING TEACHER QUALITY	0.00	7,371.31	7,371.31	10,114.47	13,983.88	(6,612.57)
Grand Total		\$ 13,631,246.21	\$ 1,799,331.02	\$ 13,180,238.72	\$ 5,531,998.87	\$ 12,455,581.11	\$ 14,355,903.82

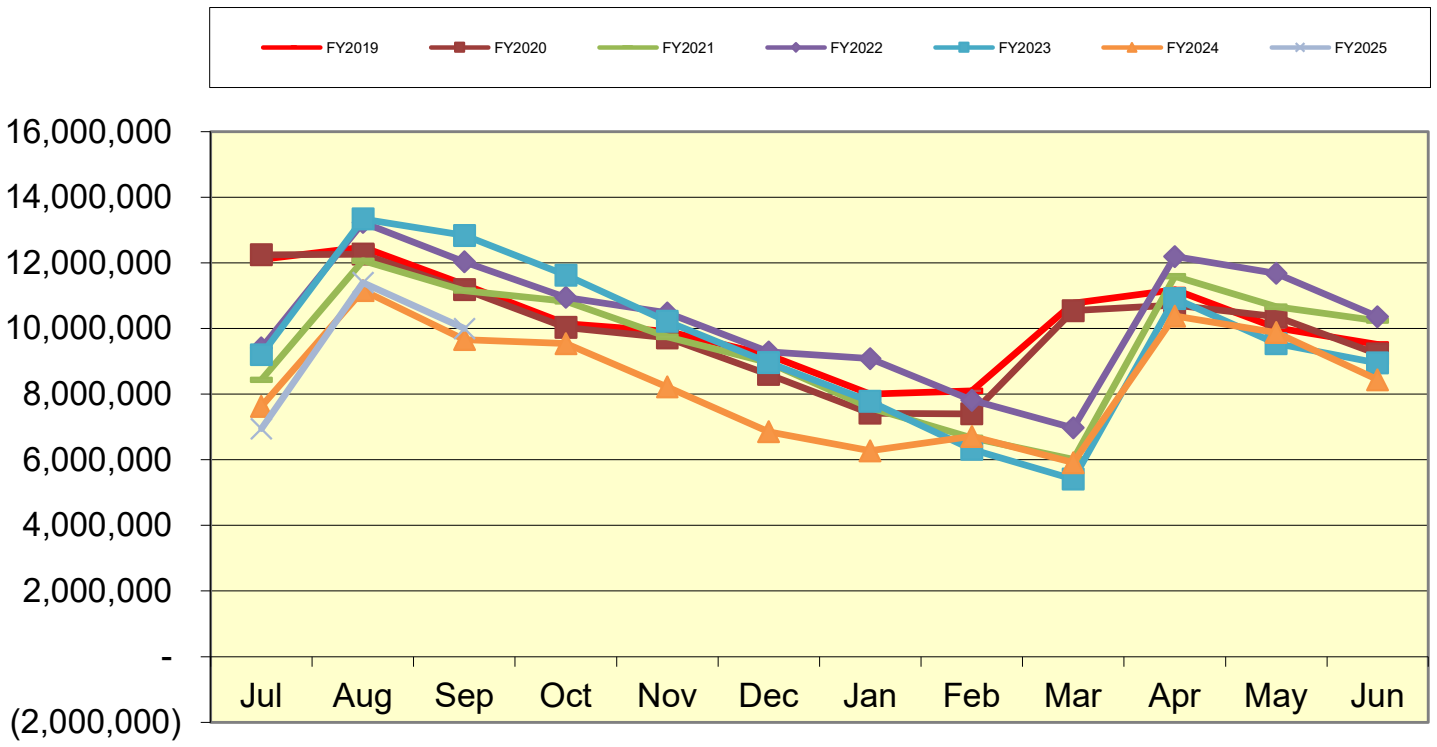
LEXINGTON LOCAL SCHOOLS Spending Plan Summary

ODE Line Number	Monthly Estimate	Monthly Actual	Monthly Difference	FYTD Estimate	FYTD Actual	FYTD Difference
01.010 General Property (Real Estate)	\$ 0.00	\$ 11,876.96	\$ 11,876.96	\$ 5,940,375.00	\$ 5,851,317.31	\$ (89,057.69)
01.020 Tangible Personal Property Tax	0.00	181.10	181.10	540,840.00	557,114.71	16,274.71
01.030 Income Tax	0.00	0.00	0.00	0.00	0.00	0.00
01.035 Unrestricted Grants-in-Aid	725,000.00	813,534.42	88,534.42	2,352,000.00	2,516,377.75	164,377.75
01.040 Restricted Grants-in-Aid	52,000.00	44,327.30	(7,672.70)	158,000.00	142,768.05	(15,231.95)
01.045 Restricted Federal Grants-in-Aid - SFSF	0.00	0.00	0.00	0.00	0.00	0.00
01.050 State Share of Local Property Taxes	50,000.00	58,090.05	8,090.05	50,000.00	58,090.05	8,090.05
01.060 All Other Operating Revenue	180,000.00	168,306.87	(11,693.13)	352,500.00	293,074.87	(59,425.13)
01.070 Total Revenue	1,007,000.00	1,096,316.70	89,316.70	9,393,715.00	9,418,742.74	25,027.74
02.010 Proceeds from Sale of Notes	0.00	0.00	0.00	0.00	0.00	0.00
02.020 State Emergency Loans & Advancements (Approved)	0.00	0.00	0.00	0.00	0.00	0.00
02.040 Operating Transfers-In	0.00	0.00	0.00	0.00	0.00	0.00
02.050 Advances-In	0.00	0.00	0.00	0.00	0.00	0.00
02.060 All Other Financial Sources	0.00	0.00	0.00	5,000.00	0.00	(5,000.00)
02.070 Total Other Financing Sources	0.00	0.00	0.00	5,000.00	0.00	(5,000.00)
02.080 Total Revenues and Other Financing Sources	1,007,000.00	1,096,316.70	89,316.70	9,398,715.00	9,418,742.74	20,027.74
03.010 Personal Services	1,300,000.00	1,320,616.28	20,616.28	3,850,000.00	3,823,483.20	(26,516.80)
03.020 Employees' Retirement/Insurance Benefits	625,000.00	656,563.13	31,563.13	1,970,000.00	2,016,280.29	46,280.29
03.030 Purchased Services	300,000.00	350,742.45	50,742.45	745,000.00	1,082,105.32	337,105.32
03.040 Supplies and Materials	150,000.00	143,005.92	(6,994.08)	530,000.00	762,577.98	232,577.98
03.050 Capital Outlay	8,000.00	17,020.00	9,020.00	21,500.00	31,213.83	9,713.83
03.060 Intergovernmental	0.00	0.00	0.00	0.00	0.00	0.00
04.010 Debt Service: All Principal (Historical)	0.00	0.00	0.00	0.00	0.00	0.00
04.020 Debt Service: Principal-Notes	0.00	0.00	0.00	0.00	0.00	0.00
04.030 Debt Service: Principal - State Loans	0.00	0.00	0.00	0.00	0.00	0.00
04.040 Debt Service: Principal - State Advancements	0.00	0.00	0.00	0.00	0.00	0.00
04.050 Debt Service: Principal - HB 264 Loans	0.00	0.00	0.00	0.00	0.00	0.00
04.055 Debt Service: Principal - Other	0.00	0.00	0.00	0.00	0.00	0.00
04.060 Debt Service: Interest and Fiscal Charges	0.00	0.00	0.00	0.00	0.00	0.00
04.300 Other Objects	10,000.00	6,586.66	(3,413.34)	131,000.00	147,040.43	16,040.43
04.500 Total Expenditures	2,393,000.00	2,494,534.44	101,534.44	7,247,500.00	7,862,701.05	615,201.05
05.010 Operational Transfers - Out	0.00	0.00	0.00	0.00	0.00	0.00
05.020 Advances - Out	0.00	0.00	0.00	0.00	0.00	0.00
05.030 All Other Financing Uses	0.00	0.00	0.00	0.00	0.00	0.00
05.040 Total Other Financing Uses	0.00	0.00	0.00	0.00	0.00	0.00
05.050 Total Expenditure and Other Financing Uses	2,393,000.00	2,494,534.44	101,534.44	7,247,500.00	7,862,701.05	615,201.05
06.010 Excess Rev & Oth Financing Sources over(under) Exp & Oth F	(1,386,000.00)	(1,398,217.74)	(12,217.74)	2,151,215.00	1,556,041.69	(595,173.31)
07.010 Cash Balance-July1 -Excluding Proposed Renew/Replace & New	0.00	11,394,128.79	11,394,128.79	8,439,869.36	8,439,869.36	0.00
07.020 Cash Balance June 30	(1,386,000.00)	9,995,911.05	11,381,911.05	10,591,084.36	9,995,911.05	(595,173.31)
08.010 Estimated Encumbrances June 30	(200,000.00)	3,468,357.48	3,668,357.48	3,600,000.00	3,468,357.48	(131,642.52)

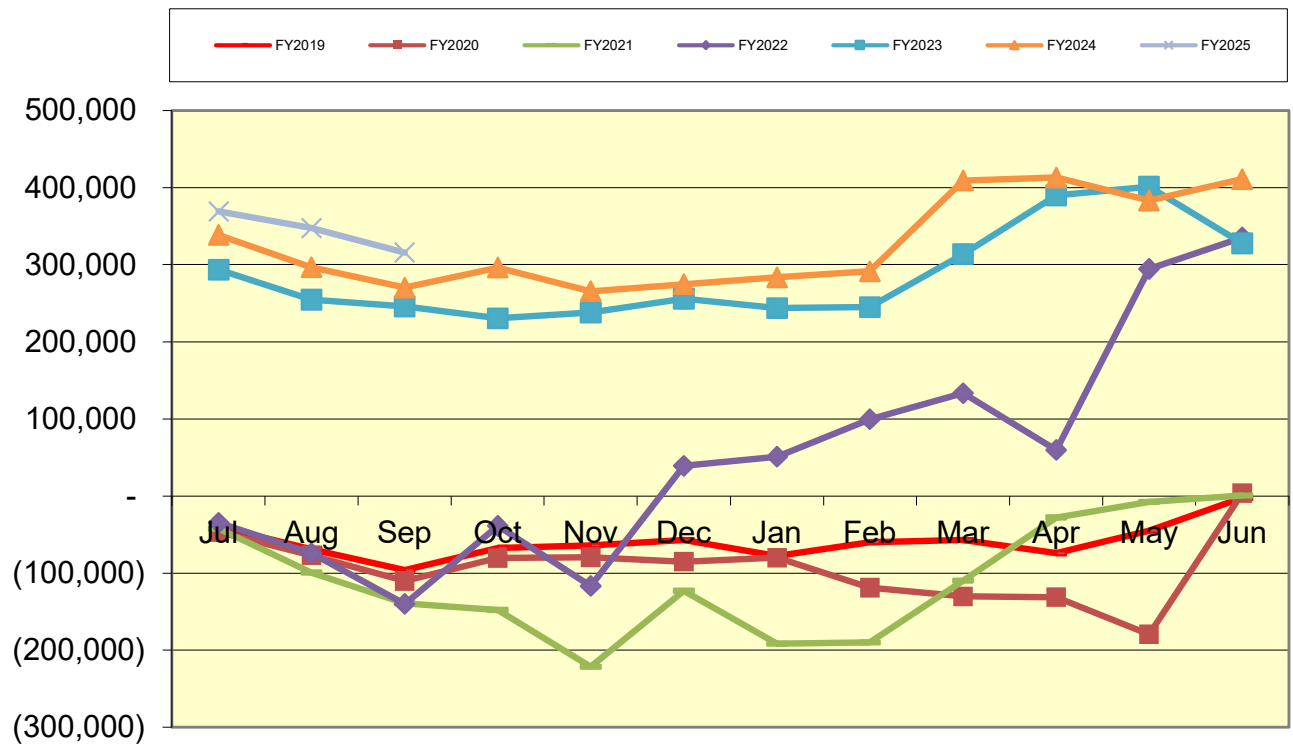
**LEXINGTON LOCAL SCHOOL DISTRICT
GENERAL FUND ONLY 2024-2025
SUMMARY OF RECEIPTS AND EXPENDITURES - FIVE YEAR FORECAST FORMAT**

LINE	DESCRIPTION	9/30/2024	FISCAL YEAR TO DATE Estimate	FISCAL YEAR TO DATE Actual	VARIANCE Estimate vs. Actual	PERCENT of VARIANCE
LINE 7.010	BEGINNING CASH BALANCE			\$ 8,439,869		
REVENUES						
LINE 1.010	Real Estate Tax	\$ 5,940,375	\$ 5,851,317	\$ 5,851,317	(\$89,058)	-1.50%
LINE 1.020	Personal Property Tax	\$ 540,840	\$ 557,115	\$ 557,115	\$16,275	3.01%
LINE 1.030	Income Tax	\$ -	\$ -	\$ -	\$0	
LINE 1.035	State Funding	\$ 2,352,000	\$ 2,516,378	\$ 2,516,378	\$164,378	6.99%
LINE 1.040	Career Tech / Economic Disadv.	\$ 158,000	\$ 142,768	\$ 142,768	(\$15,232)	-9.64%
LINE 1.050	Property Tax Allocation	\$ 50,000	\$ 58,090	\$ 58,090	\$8,090	16.18%
LINE 1.060	Other Operating Revenue	\$ 352,500	\$ 293,075	\$ 293,075	(\$59,425)	-16.86%
LINE 1.070	TOTAL REVENUE	\$ 9,393,715	\$ 9,418,743	\$ 9,418,743	\$25,028	0.27%
EXPENSES						
LINE 2.01	Proceeds from Notes	\$ -	\$ -	\$ -	\$0	
LINE 2.04	Transfers In	\$ -	\$ -	\$ -	\$0	
LINE 2.050	Advances In	\$ -	\$ -	\$ -	\$0	#DIV/0!
LINE 2.060	Other Financing Sources	\$ 5,000	\$ -	\$ -	(\$5,000)	-100.00%
LINE 2.070	TOTAL OTHER SOURCES	\$ 5,000	\$ -	\$ -	(\$5,000)	-100.00%
LINE 2.080	TOTAL REVENUES & Sources	\$ 9,398,715	\$ 9,418,743	\$ 9,418,743	\$20,028	0.21%
EXPENSES						
LINE 3.010	Salaries	\$ 3,850,000	\$ 3,823,483	\$ 3,823,483	\$26,517	0.69%
LINE 3.020	Retirement and Benefits	\$ 1,970,000	\$ 2,016,280	\$ 2,016,280	(\$46,280)	-2.35%
LINE 3.030	Purchased Services	\$ 745,000	\$ 1,082,105	\$ 1,082,105	(\$337,105)	-45.25%
LINE 3.040	Supplies and Materials	\$ 530,000	\$ 762,578	\$ 762,578	(\$232,578)	-43.88%
LINE 3.050	Capital Outlay and Equipment	\$ 21,500	\$ 31,214	\$ 31,214	(\$9,714)	-45.18%
LINE 3.06	INTERGOVERNMENTAL	\$ -	\$ -	\$ -	\$0	
LINE 4.020	DEBT SERVICE - Notes	\$ -	\$ -	\$ -	\$0	
LINE 4.060	DEBT SERVICE - Interest charges	\$ -	\$ -	\$ -	\$0	
LINE 4.300	Other Objects	\$ 131,000	\$ 147,041	\$ 147,041	(\$16,041)	-12.25%
LINE 4.500	TOTAL EXPENDITURES	\$ 7,247,500	\$ 7,862,701	\$ 7,862,701	(\$615,201)	-8.49%
LINE 5.00	TRANSFERS OUT	\$ -	\$ -	\$ -	\$0	
LINE 5.02	ADVANCES OUT	\$ -	\$ -	\$ -	\$0	
LINE 5.03	ALL OTHER USES	\$ -	\$ -	\$ -	\$0	
LINE 5.040	TOTAL OTHER USES	\$ -	\$ -	\$ -	\$0	
LINE 5.050	TOTAL EXPENDITURES & USES	\$ 7,247,500	\$ 7,862,701	\$ 7,862,701	(\$615,201)	-8.49%
		Estimate	Actual	Variance		
LINE 6.010	REVENUES OVER EXPENSES	\$ 2,151,215	\$ 1,556,042	\$ 1,556,042	(\$595,173)	
LINE 7.020	ENDING CASH BALANCE	\$ 10,591,084	\$ 9,995,911	\$ 9,995,911	(\$595,173)	
	Less Reserves	\$ (87,929)	\$ (87,929)	\$ (87,929)	\$ -	
LINE 8.010	Less Outstanding Encumbrances	\$ (3,600,000)	\$ (3,458,357)	\$ (3,458,357)	\$ 141,643	-3.93%
LINE 15.010	Unreserved Fund Balance	\$ 6,903,155	\$ 6,449,625	\$ 6,449,625	(\$453,530)	-6.57%
		Estimate	Actual	Benchmark Yr. End		
	Salaries/Benefits as % of Revenue	62.0%	62.0%	80.1% or below		
	True Days Cash - Calendar Days on which can operate	88	75	90 or above optimal		

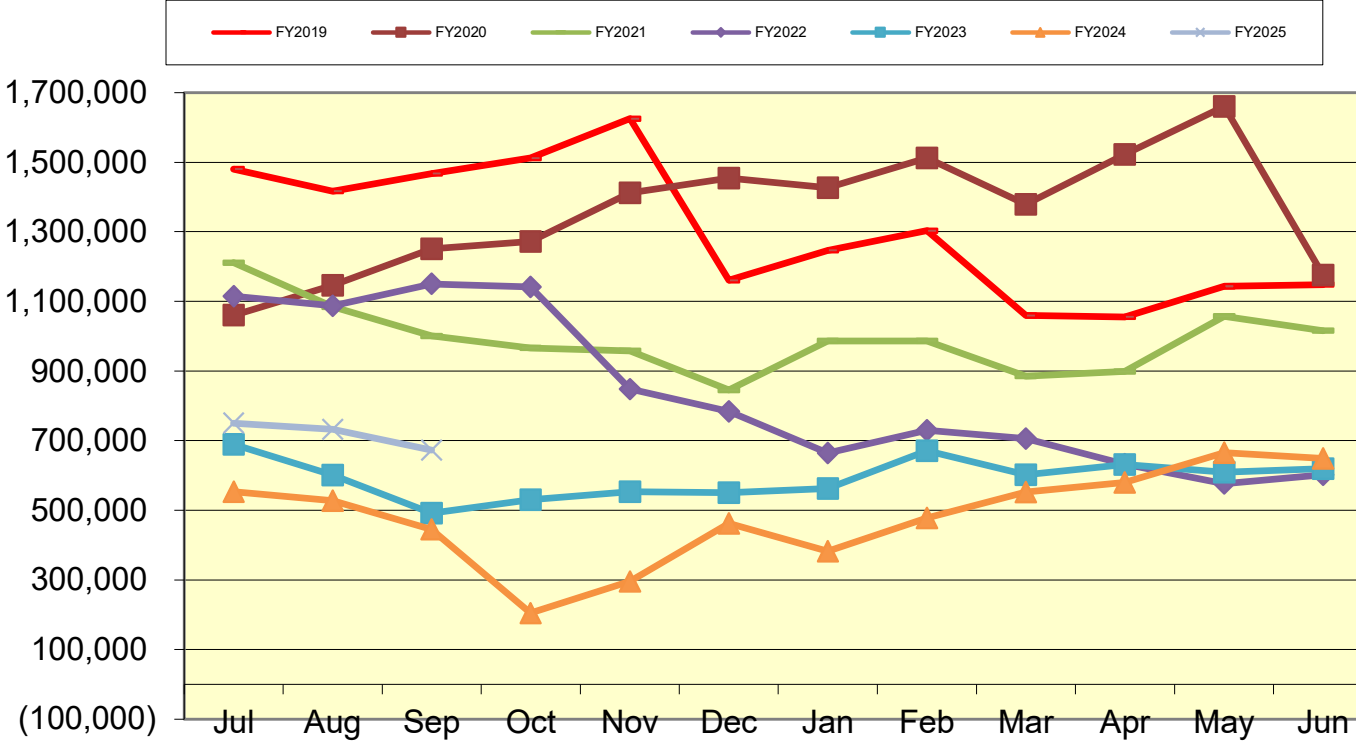
Lexington Local Schools General Fund Cash Balance



Lexington Local Schools Food Service Fund Cash Balance



Lexington Local Schools Employee Benefits Fund Cash Balance



Lexington Local Schools

Permanent Improvement Fund 9/30/2024

	Budgeted Amount	Actual Fiscal Year Expended	Current Encumbrances	Expenses / Encumbrances Over/Under Estimate	Remaining Estimated PI Project Costs
Instruction and Administration					
Western Elementary Equipment/Materials	\$ 5,000.00	\$ -	\$ -	\$5,000.00	\$5,000.00
Eastern Elementary Equipment/Materials	\$ 5,000.00	\$ -	\$ -	\$5,000.00	\$5,000.00
Central Elementary Equipment/Materials	\$ 5,000.00	\$ -	\$ -	\$5,000.00	\$5,000.00
Central Music Equipment	\$ 1,500.00	\$ -	\$ -	\$1,500.00	\$1,500.00
Preschool Equipment/Materials	\$ 5,500.00	\$ -	\$ -	\$5,500.00	\$5,500.00
Maintenance/Security					
Western Roof	\$ 100,000.00	\$ 98,933.58	\$ -	\$1,066.42	\$1,066.42
Transportation					
New buses	\$ 130,305.00	\$ 130,305.00	\$ -	\$0.00	\$0.00
New Truck/Trailer	\$ 48,550.00	\$ 42,835.00	\$ 5,715.00	\$0.00	\$0.00
Technology					
Computers, servers, tech equip., etc.	\$ 185,000.00	\$ 35,570.02	\$ 3,133.00	\$146,296.98	\$146,296.98
Food Service					
Food Service Equipment	\$ -	\$ -	\$ -	\$0.00	\$0.00
Athletics and Student Activities					
HS Athletics Equipment	\$ 10,000.00	\$ -	\$ -	\$10,000.00	\$10,000.00
Fees					
Tax Collection Fees	\$ 16,000.00	\$ 5,116.42	\$ -	\$10,883.58	\$10,883.58
Totals					
	\$ 511,855.00	\$ 312,760.02	\$ 8,848.00	\$190,246.98	\$190,246.98
Total Budgeted	\$ 511,855.00				
Actual Cash Balance 7/1/24					
Actual Cash Balance 7/1/24	\$ 2,295.96				
Revenues FY25 - Taxes from levy	\$ 297,982.83				
Expenditures FY25	\$ (312,760.02)				
Current Cash Balance	(\$12,481.23)				
Current Encumbrances	\$ (8,848.00)				
Available Balance	(\$21,329.23)				
Summary					
Remaining Estimated Revenues FY25 - Taxes from levy	\$ 452,017.17				
Less: Remaining Estimated PI Project Costs	(\$190,246.98)				
6/30/25 Estimated Unencumbered Carryover	\$ 240,440.96				

Lexington Local Schools

Food Service Fund 2024-25 vs. 2023-2024 vs. 2022-2023

							Beginning Balance 7/1/24	\$ 411,050
2024-2025 Through 9/30/24								
<i>Revenues</i>	District-Wide	HS/JH	Junior High	Eastern	Central	Western	Total	
Student Type A, Ezpay, Misc	\$ -	\$ 30,702	\$ -	\$ 14,021	\$ 10,652	\$ 10,222	\$ 65,597	
Student Break, Milk & A La Carte	\$ -	\$ 17,883	\$ -	\$ 1,511	\$ 730	\$ 640	\$ 20,764	
Adult & Misc revenues	\$ 11,238	\$ 1,111	\$ -	\$ 229	\$ 45	\$ 26	\$ 12,649	
State Reimb	\$ -	\$ -	\$ -	\$ -	\$ -	\$ -	\$ -	
Federal Reimb	\$ -	\$ -	\$ -	\$ -	\$ -	\$ -	\$ -	
Transfer In	\$ -	\$ -	\$ -	\$ -	\$ -	\$ -	\$ -	
Total Revenues	\$ 11,238	\$ 49,696	\$ -	\$ 15,761	\$ 11,427	\$ 10,888	\$ 99,010	
<i>Expenses</i>								
Wages	\$ 14,081	\$ 35,477	\$ -	\$ 14,753	\$ 12,001	\$ 9,975	\$ 86,287	
Severance	\$ -	\$ -	\$ -	\$ -	\$ -	\$ -	\$ -	
Retirement	\$ 3,500	\$ 11,238	\$ -	\$ 4,569	\$ 4,001	\$ 2,693	\$ 26,001	
Medical	\$ 2,966	\$ 22,120	\$ -	\$ -	\$ 2,466	\$ 5,367	\$ 32,919	
Life, Dent, MC, WC	\$ 354	\$ 1,234	\$ -	\$ 200	\$ 318	\$ 401	\$ 2,507	
Purch Serv, Repairs, Phone, Post	\$ 196	\$ -	\$ -	\$ -	\$ -	\$ -	\$ 196	
Supplies	\$ 8,612	\$ -	\$ -	\$ -	\$ 878	\$ -	\$ 9,490	
Food Costs	\$ -	\$ 16,989	\$ -	\$ 12,616	\$ 3,994	\$ 3,213	\$ 36,812	
Equipment	\$ -	\$ -	\$ -	\$ -	\$ -	\$ -	\$ -	
Other Costs	\$ -	\$ -	\$ -	\$ -	\$ -	\$ -	\$ -	
Total Expenses	\$ 29,709	\$ 87,058	\$ -	\$ 32,138	\$ 23,658	\$ 21,649	\$ 194,212	
Net Gain (Loss)	\$ (18,471)	\$ (37,362)	\$ -	\$ (16,377)	\$ (12,231)	\$ (10,761)	\$ (95,202)	
							Ending Cash Balance 9/30/24	\$ 315,848

							Beginning Balance 7/1/23	\$ 327,645
2023-2024 Through 9/30/23								
<i>Revenues</i>	District-Wide	HS/JH	Junior High	Eastern	Central	Western	Total	
Student Type A, Ezpay, Misc	\$ -	\$ 31,186	\$ -	\$ 12,442	\$ 11,149	\$ 10,407	\$ 65,184	
Student Break, Milk & A La Carte	\$ -	\$ 15,357	\$ -	\$ 1,280	\$ 678	\$ 476	\$ 17,791	
Adult & Misc revenues	\$ 6,553	\$ 969	\$ -	\$ 123	\$ 128	\$ 12	\$ 7,785	
State Reimb	\$ -	\$ -	\$ -	\$ -	\$ -	\$ -	\$ -	
Federal Reimb	\$ -	\$ 24,715	\$ -	\$ 13,775	\$ 11,490	\$ 7,013	\$ 56,993	
Transfer In	\$ -	\$ -	\$ -	\$ -	\$ -	\$ -	\$ -	
Total Revenues	\$ 6,553	\$ 72,227	\$ -	\$ 27,620	\$ 23,445	\$ 17,908	\$ 147,753	
<i>Expenses</i>								
Wages	\$ 13,670	\$ 38,305	\$ -	\$ 31,613	\$ 9,419	\$ 10,480	\$ 103,487	
Severance	\$ -	\$ 5,137	\$ -	\$ -	\$ 684	\$ -	\$ 5,821	
Retirement	\$ 3,391	\$ 11,986	\$ -	\$ 6,437	\$ 2,257	\$ 2,321	\$ 26,392	
Medical	\$ 2,783	\$ 18,255	\$ -	\$ -	\$ 5,669	\$ 5,034	\$ 31,741	
Life, Dent, MC, WC	\$ 344	\$ 1,390	\$ -	\$ 1,183	\$ 361	\$ 311	\$ 3,589	
Purch Serv, Repairs, Phone, Post	\$ 1,592	\$ 360	\$ -	\$ -	\$ 385	\$ 335	\$ 2,672	
Supplies	\$ 740	\$ -	\$ -	\$ -	\$ -	\$ -	\$ 740	
Food Costs	\$ -	\$ 15,507	\$ -	\$ 10,342	\$ 3,323	\$ 1,206	\$ 30,378	
Equipment	\$ -	\$ -	\$ -	\$ -	\$ -	\$ -	\$ -	
Other Costs	\$ -	\$ -	\$ -	\$ -	\$ -	\$ -	\$ -	
Total Expenses	\$ 22,520	\$ 90,940	\$ -	\$ 49,575	\$ 22,098	\$ 19,687	\$ 204,820	
Net Gain (Loss)	\$ (15,967)	\$ (18,713)	\$ -	\$ (21,955)	\$ 1,347	\$ (1,779)	\$ (57,067)	
							Ending Cash Balance 9/30/23	\$ 270,578

							Beginning Balance 7/1/22	\$ 335,154
2022-2023 Through 9/30/22								
<i>Revenues</i>	District-Wide	HS/JH	Junior High	Eastern	Central	Western	Total	
Student Type A, Ezpay, Misc	\$ -	\$ 28,091	\$ -	\$ 9,245	\$ 7,715	\$ 6,786	\$ 51,837	
Student Break, Milk & A La Carte	\$ -	\$ 6,621	\$ -	\$ 522	\$ 453	\$ 293	\$ 7,889	
Adult & Misc revenues	\$ 5,382	\$ 585	\$ -	\$ 89	\$ 8	\$ 2	\$ 6,066	
State Reimb	\$ -	\$ -	\$ -	\$ -	\$ -	\$ -	\$ -	
Federal Reimb	\$ -	\$ -	\$ -	\$ -	\$ -	\$ -	\$ -	
Transfer In	\$ -	\$ -	\$ -	\$ -	\$ -	\$ -	\$ -	
Total Revenues	\$ 5,382	\$ 35,297	\$ -	\$ 9,856	\$ 8,176	\$ 7,081	\$ 65,792	
<i>Expenses</i>								
Wages	\$ 13,120	\$ 41,210	\$ -	\$ 8,935	\$ 8,260	\$ 9,393	\$ 80,918	
Severance	\$ -	\$ -	\$ -	\$ -	\$ -	\$ -	\$ -	
Retirement	\$ 3,259	\$ 10,670	\$ -	\$ 1,251	\$ 3,880	\$ 2,822	\$ 21,882	
Medical	\$ 2,530	\$ 14,761	\$ -	\$ 4,576	\$ 2,103	\$ 4,576	\$ 28,546	
Life, Dent, MC, WC	\$ 330	\$ 1,288	\$ -	\$ 243	\$ 387	\$ 247	\$ 2,495	
Purch Serv, Repairs, Phone, Post	\$ 147	\$ -	\$ -	\$ -	\$ -	\$ -	\$ 147	
Supplies	\$ 891	\$ -	\$ -	\$ -	\$ -	\$ -	\$ 891	
Food Costs	\$ -	\$ 9,861	\$ -	\$ 5,252	\$ 3,015	\$ 2,002	\$ 20,130	
Equipment	\$ -	\$ -	\$ -	\$ -	\$ -	\$ -	\$ -	
Other Costs	\$ -	\$ -	\$ -	\$ -	\$ -	\$ -	\$ -	
Total Expenses	\$ 20,277	\$ 77,790	\$ -	\$ 20,257	\$ 17,645	\$ 19,040	\$ 155,009	
Net Gain (Loss)	\$ (14,895)	\$ (42,493)	\$ -	\$ (10,401)	\$ (9,469)	\$ (11,959)	\$ (89,217)	
							Ending Cash Balance 9/30/22	\$ 245,937

Start Date: 9/1/2024

End Date: 9/30/2024

LEXINGTON LOCAL SCHOOLS Disbursement Summary Report

Reference Number	Check Number	Type	Date	Name	Vendor #	Status	Reconcile Date	Void Date	Amount
46852	0	PAYROLL	9/17/2024	LEXINGTON LOCAL SCHOOLS		RECONCILED	9/20/2024		\$ 674,526.12
46566	98518	ACCOUNTS_P AYABLE	9/11/2024	AMANDA BADERTSCHER	13224	RECONCILED	9/25/2024		125.00
46562	98519	ACCOUNTS_P AYABLE	9/11/2024	AMAZON CAPITAL SERVICES	13575	RECONCILED	9/18/2024		2,932.64
46614	98520	ACCOUNTS_P AYABLE	9/11/2024	ANNA WELLIN	14155	RECONCILED	9/17/2024		524.97
46564	98521	ACCOUNTS_P AYABLE	9/11/2024	ARMSTRONG TOOL & SUPPLY	7211	RECONCILED	9/16/2024		59.00
46565	98522	ACCOUNTS_P AYABLE	9/11/2024	ASHLAND CITY SCHOOLS	9389	RECONCILED	9/17/2024		200.00
46568	98523	ACCOUNTS_P AYABLE	9/11/2024	BELLVILLE LIONS CLUB	14021	OUTSTANDIN G			40.00
46569	98524	ACCOUNTS_P AYABLE	9/11/2024	BRICKER GRAYDON LLP	10997	RECONCILED	9/16/2024		13,770.50
46571	98525	ACCOUNTS_P AYABLE	9/11/2024	CARDINAL BUS SALES & SERVICE	6515	RECONCILED	9/16/2024		317.05
46572	98526	ACCOUNTS_P AYABLE	9/11/2024	CAROLINA BIOLOGICAL SUPPLY CO.	171	RECONCILED	9/17/2024		280.61
46573	98527	ACCOUNTS_P AYABLE	9/11/2024	CHARLES RITTER CO.	907	RECONCILED	9/16/2024		15.27
46582	98528	ACCOUNTS_P AYABLE	9/11/2024	CHRISTOPHER GLENNON	13459	OUTSTANDIN G			140.00
46608	98529	ACCOUNTS_P AYABLE	9/11/2024	CINDY SHASKY	11569	RECONCILED	9/13/2024		124.41
46574	98530	ACCOUNTS_P AYABLE	9/11/2024	COLE DISTRIBUTING	9752	RECONCILED	9/13/2024		484.88
46576	98531	ACCOUNTS_P AYABLE	9/11/2024	EJ THERAPY INC	13137	RECONCILED	9/16/2024		269.62
46587	98532	ACCOUNTS_P AYABLE	9/11/2024	ELISHA LUCIER	13952	RECONCILED	9/17/2024		321.60
46579	98533	ACCOUNTS_P AYABLE	9/11/2024	GALION HIGH SCHOOL	11034	RECONCILED	9/17/2024		225.00
46580	98534	ACCOUNTS_P AYABLE	9/11/2024	GAME ONE	11017	RECONCILED	9/24/2024		2,794.00
46581	98535	ACCOUNTS_P AYABLE	9/11/2024	GIONINO'S PIZZERIA	9153	RECONCILED	9/18/2024		869.85
46583	98536	ACCOUNTS_P AYABLE	9/11/2024	HANNAH NEWS SERVICE	14145	RECONCILED	9/17/2024		800.00
46563	98537	ACCOUNTS_P AYABLE	9/11/2024	JAMES ANDERSON	13482	RECONCILED	9/24/2024		140.00
46570	98538	ACCOUNTS_P AYABLE	9/11/2024	JESSICA BRIGHT	7655	RECONCILED	9/17/2024		24.07
46584	98539	ACCOUNTS_P AYABLE	9/11/2024	KELL ACE HARDWARE	8329	RECONCILED	9/17/2024		358.91
46585	98540	ACCOUNTS_P AYABLE	9/11/2024	LEHR AWNING	1291	RECONCILED	9/25/2024		140.00
46586	98541	ACCOUNTS_P AYABLE	9/11/2024	LESCH BATTERY & POWER	9943	RECONCILED	9/13/2024		1,936.00
46588	98542	ACCOUNTS_P AYABLE	9/11/2024	MADISON LOCAL SCHOOLS	928	RECONCILED	9/13/2024		200.00
46590	98543	ACCOUNTS_P	9/11/2024	MARION	14134	RECONCILED	9/17/2024		211.02

Start Date: 9/1/2024

End Date: 9/30/2024

LEXINGTON LOCAL SCHOOLS Disbursement Summary Report

Reference Number	Check Number	Type	Date	Name	Vendor #	Status	Reconcile Date	Void Date	Amount
46591	98544	ACCOUNTS_P AYABLE	9/11/2024	TECHNICAL COLLEGE MID-OHIO ED. SERVICE CENTER	69	RECONCILED	9/13/2024		\$ 809.44
46592	98545	ACCOUNTS_P AYABLE	9/11/2024	MINUTEMAN PRESS	10766	RECONCILED	9/19/2024		197.98
46589	98546	ACCOUNTS_P AYABLE	9/11/2024	MONROEVILLE FREIGHTLINER, INC	13474	RECONCILED	9/17/2024		875.68
46593	98547	ACCOUNTS_P AYABLE	9/11/2024	MUSKINGUM UNIVERSITY	11679	RECONCILED	9/20/2024		480.00
46594	98548	ACCOUNTS_P AYABLE	9/11/2024	NAPA	13723	RECONCILED	9/19/2024		845.56
46595	98549	ACCOUNTS_P AYABLE	9/11/2024	NORTH CENTRAL STATE COLLEGE	10401	RECONCILED	9/18/2024		2,922.45
46596	98550	ACCOUNTS_P AYABLE	9/11/2024	NOVA LUNA EDUC & CONSULTING	11942	RECONCILED	9/16/2024		513.00
46597	98551	ACCOUNTS_P AYABLE	9/11/2024	OASSA/OMLA	322	RECONCILED	9/18/2024		560.00
46598	98552	ACCOUNTS_P AYABLE	9/11/2024	OHSBCA	11024	RECONCILED	9/17/2024		25.00
46599	98553	ACCOUNTS_P AYABLE	9/11/2024	OLENTANGY SCHOOLS	11673	RECONCILED	9/18/2024		350.00
46600	98554	ACCOUNTS_P AYABLE	9/11/2024	PALADIN PROTECTIVE SYSTEMS, INC	13857	RECONCILED	9/17/2024		805.00
46578	98555	ACCOUNTS_P AYABLE	9/11/2024	PAT MILLER, TREASURER	9510	RECONCILED	9/18/2024		225.00
46601	98556	ACCOUNTS_P AYABLE	9/11/2024	PHONAK, LLC	8768	RECONCILED	9/17/2024		346.36
46602	98557	ACCOUNTS_P AYABLE	9/11/2024	PIONEER MANUFACTURING CO.	1020	RECONCILED	9/17/2024		439.62
46603	98558	ACCOUNTS_P AYABLE	9/11/2024	RENHILL GROUP, INC.	10075	RECONCILED	9/16/2024		123.90
46604	98559	ACCOUNTS_P AYABLE	9/11/2024	ROCHESTER 100 INC.	8627	RECONCILED	9/18/2024		145.00
46567	98560	ACCOUNTS_P AYABLE	9/11/2024	RYAN BASTIAN	13780	RECONCILED	9/19/2024		675.00
46606	98561	ACCOUNTS_P AYABLE	9/11/2024	SCHOLASTIC INC.	5271	RECONCILED	9/17/2024		88.99
46607	98562	ACCOUNTS_P AYABLE	9/11/2024	SCHOOL SPECIALTY	6538	RECONCILED	9/20/2024		1,891.96
46609	98563	ACCOUNTS_P AYABLE	9/11/2024	SHELBY PRINTING, INC.	955	RECONCILED	9/16/2024		265.00
46575	98564	ACCOUNTS_P AYABLE	9/11/2024	STACY DAVIS	7512	RECONCILED	9/16/2024		502.28
46610	98565	ACCOUNTS_P AYABLE	9/11/2024	TINYMOBILE ROBOTS US LLC	14138	RECONCILED	9/19/2024		1,576.82
46605	98566	ACCOUNTS_P AYABLE	9/11/2024	TOMMIE ROSEBERRY	7680	RECONCILED	9/13/2024		710.00
46611	98567	ACCOUNTS_P AYABLE	9/11/2024	UCP OF GREATER CLEVELAND	13006	RECONCILED	9/17/2024		19,600.00
46612	98568	ACCOUNTS_P AYABLE	9/11/2024	US TICKET	13894	RECONCILED	9/18/2024		465.70
46577	98569	ACCOUNTS_P	9/11/2024	VALERIE	11463	RECONCILED	9/18/2024		200.00

Start Date: 9/1/2024

End Date: 9/30/2024

LEXINGTON LOCAL SCHOOLS

Disbursement Summary Report

Reference Number	Check Number	Type	Date	Name	Vendor #	Status	Reconcile Date	Void Date	Amount
46613	98570	AYABLE ACCOUNTS_P	9/11/2024	FRAIZER VERIZON	7415	OUTSTANDIN G			\$ 473.65
46615	98571	AYABLE ACCOUNTS_P	9/11/2024	WIRELESS WYNFORD	9196	RECONCILED	9/17/2024		100.00
46616	98572	AYABLE REFUND	9/12/2024	HIGH SCHOOL ALORA	13968	RECONCILED	9/17/2024		350.00
46618	98573	AYABLE ACCOUNTS_P	9/12/2024	EYERLY ADVANCED	10305	RECONCILED	9/20/2024		456.74
46619	98574	AYABLE ACCOUNTS_P	9/12/2024	TURF SOLUTIONS, INC.	13575	RECONCILED	9/20/2024		2,467.15
46620	98575	AYABLE ACCOUNTS_P	9/12/2024	AMAZON CAPITAL SERVICES	6088	RECONCILED	9/17/2024		72.73
46621	98576	AYABLE ACCOUNTS_P	9/12/2024	BAKER VEHICLE SYSTEMS, INC.	11678	RECONCILED	9/23/2024		335.00
46622	98577	AYABLE ACCOUNTS_P	9/12/2024	DRAIN PRO EQUIPARTS	11070	RECONCILED	9/17/2024		2,499.06
46623	98578	AYABLE ACCOUNTS_P	9/12/2024	FAMOUS ENTERPRISE S, INC	11498	RECONCILED	9/19/2024		545.65
46639	98579	AYABLE ACCOUNTS_P	9/12/2024	FHEG CAMPUS BOOKSTORE	6559	RECONCILED	9/19/2024		48.95
46624	98580	AYABLE ACCOUNTS_P	9/12/2024	GARDINER	13117	RECONCILED	9/18/2024		675.00
46625	98581	AYABLE ACCOUNTS_P	9/12/2024	GRAINGER	5843	RECONCILED	9/18/2024		1,051.10
46626	98582	AYABLE ACCOUNTS_P	9/12/2024	HAGUE CRYSTAL CLEAR WATER	13869	RECONCILED	9/17/2024		105.00
46627	98583	AYABLE ACCOUNTS_P	9/12/2024	HARMON QUALITY CONCRETE, LLC	13837	RECONCILED	9/17/2024		9,342.00
46629	98584	AYABLE ACCOUNTS_P	9/12/2024	HD SUPPLY FACILITIES	6504	RECONCILED	9/19/2024		102.83
46630	98585	AYABLE ACCOUNTS_P	9/12/2024	HILLYARD OHIO	13569	RECONCILED	9/24/2024		2,358.16
46631	98586	AYABLE ACCOUNTS_P	9/12/2024	HOLMES RENTAL & SALES	13795	RECONCILED	9/19/2024		48.15
46632	98587	AYABLE ACCOUNTS_P	9/12/2024	J & B ACCOUSTICA L	1555	RECONCILED	9/17/2024		442.58
46628	98588	AYABLE ACCOUNTS_P	9/12/2024	JAMES HAYES	13087	RECONCILED	9/16/2024		776.28
46633	98589	AYABLE ACCOUNTS_P	9/12/2024	KAHL'S ELECTRIC, INC.	6637	RECONCILED	9/16/2024		2,841.00
46634	98590	AYABLE ACCOUNTS_P	9/12/2024	KELL ACE HARDWARE	8329	RECONCILED	9/17/2024		98.43
46635	98591	AYABLE ACCOUNTS_P	9/12/2024	MENARDS	10810	RECONCILED	9/20/2024		309.86
46636	98592	AYABLE ACCOUNTS_P	9/12/2024	MID-OHIO ED. SERVICE CENTER	69	RECONCILED	9/16/2024		6,554.11
46637	98593	AYABLE ACCOUNTS_P	9/12/2024	NAPA	13723	RECONCILED	9/17/2024		39.34
46617	98594	ACCOUNTS_P	9/12/2024	NETWORK	10101	RECONCILED	9/18/2024		82.64

Start Date: 9/1/2024

End Date: 9/30/2024

LEXINGTON LOCAL SCHOOLS Disbursement Summary Report

Reference Number	Check Number	Type	Date	Name	Vendor #	Status	Reconcile Date	Void Date	Amount
		AYABLE		SERVICES COMPANY					
46638	98595	ACCOUNTS_P AYABLE	9/12/2024	NEWSWANG ER MACHINE LTD	14127	RECONCILED	9/19/2024		\$ 750.00
46640	98596	ACCOUNTS_P AYABLE	9/12/2024	NOTRE DAME CATHEDRAL LATIN SCHOOL	13841	RECONCILED	9/27/2024		300.00
46641	98597	ACCOUNTS_P AYABLE	9/12/2024	OACAC	2625	VOID		9/30/2024	45.00
46642	98598	ACCOUNTS_P AYABLE	9/12/2024	OYSTER PAVEMENT MAINTENAN CE	13235	RECONCILED	9/20/2024		2,222.00
46643	98599	ACCOUNTS_P AYABLE	9/12/2024	READY FIELD SOLUTIONS, LLC	11962	RECONCILED	9/18/2024		9,048.00
46644	98600	ACCOUNTS_P AYABLE	9/12/2024	RUMPKE	11508	RECONCILED	9/19/2024		2,756.07
46645	98601	ACCOUNTS_P AYABLE	9/12/2024	SHIFFLER EQUIPMENT SALES, INC.	851	RECONCILED	9/19/2024		356.89
46646	98602	ACCOUNTS_P AYABLE	9/12/2024	SIESEL DISTRIBUTIN G	10297	RECONCILED	9/18/2024		3,001.05
46647	98603	ACCOUNTS_P AYABLE	9/12/2024	STANDARD PLUMBING & HEATING CO	4036	RECONCILED	9/17/2024		6,969.48
46648	98604	ACCOUNTS_P AYABLE	9/12/2024	TREASURER, STATE OF OHIO	9906	RECONCILED	9/17/2024		273.00
46649	98605	ACCOUNTS_P AYABLE	9/12/2024	TRUENORTH FIRE PROTECTION	13812	RECONCILED	9/18/2024		6,844.25
46650	98606	ACCOUNTS_P AYABLE	9/12/2024	UPS STORE	8483	RECONCILED	9/30/2024		12.67
46651	98607	ACCOUNTS_P AYABLE	9/12/2024	WALKER BROTHERS LEXINGTON, LLC	9994	RECONCILED	9/24/2024		2,675.50
46652	98608	ACCOUNTS_P AYABLE	9/12/2024	WILSON LANGUAGE TRAINING CORP.	8967	RECONCILED	9/17/2024		1,857.60
46662	98609	ACCOUNTS_P AYABLE	9/13/2024	ALFRED NICKLES BAKERY	613	RECONCILED	9/23/2024		1,318.25
46656	98610	ACCOUNTS_P AYABLE	9/13/2024	AMAZON CAPITAL SERVICES	13575	RECONCILED	9/24/2024		2,659.16
46665	98611	ACCOUNTS_P AYABLE	9/13/2024	AMERICAN ELECTRIC POWER	701	VOID		9/17/2024	25,978.75
46684	98612	ACCOUNTS_P AYABLE	9/13/2024	BOARDMAN HS ATHLETIC DEPT	14160	OUTSTANDIN G			200.00
46660	98613	ACCOUNTS_P AYABLE	9/13/2024	CARDINAL BUS SALES & SERVICE	6515	RECONCILED	9/19/2024		1,330.94
46670	98614	ACCOUNTS_P AYABLE	9/13/2024	CAROLINA BIOLOGICAL SUPPLY CO.	171	RECONCILED	9/20/2024		482.04
46654	98615	ACCOUNTS_P AYABLE	9/13/2024	COLE- PARMER	11362	RECONCILED	9/20/2024		248.29
46669	98616	ACCOUNTS_P	9/13/2024	CULLIGAN	610	RECONCILED	9/20/2024		37.00

Start Date: 9/1/2024

End Date: 9/30/2024

LEXINGTON LOCAL SCHOOLS Disbursement Summary Report

Reference Number	Check Number	Type	Date	Name	Vendor #	Status	Reconcile Date	Void Date	Amount
		AYABLE		QUALITY WATER					
46661	98617	ACCOUNTS_P	9/13/2024	DAHNI REYNOLDS	13829	RECONCILED	9/23/2024		\$ 1,305.10
46679	98618	ACCOUNTS_P	9/13/2024	DELL FINANCIAL SERVICES	10287	RECONCILED	9/27/2024		1,682.00
46676	98619	ACCOUNTS_P	9/13/2024	DISTRICT MANAGEME NT GROUP, LLC	13811	OUTSTANDIN G			1,800.00
46673	98620	ACCOUNTS_P	9/13/2024	ELLISON HICKS	14158	RECONCILED	9/24/2024		118.09
46667	98621	ACCOUNTS_P	9/13/2024	ERIC WENDLING	14161	RECONCILED	9/20/2024		140.00
46681	98622	ACCOUNTS_P	9/13/2024	FITNESS FINDERS, INC.	9861	OUTSTANDIN G			79.19
46666	98623	ACCOUNTS_P	9/13/2024	FUSION APPAREL	11164	RECONCILED	9/19/2024		1,132.00
46671	98624	ACCOUNTS_P	9/13/2024	HM RECEIVABLE S CO., LLC	7052	RECONCILED	9/23/2024		6,525.54
46688	98625	ACCOUNTS_P	9/13/2024	INTERSTELL AR INC	14153	OUTSTANDIN G			165.00
46682	98626	ACCOUNTS_P	9/13/2024	ITsavvy	10601	RECONCILED	9/23/2024		9,303.60
46685	98627	ACCOUNTS_P	9/13/2024	JENNIFER LAW	9606	RECONCILED	9/23/2024		60.00
46668	98628	ACCOUNTS_P	9/13/2024	KEVIN YOUNG	9105	RECONCILED	9/20/2024		96.75
46692	98629	ACCOUNTS_P	9/13/2024	LANGUAGE TESTING INTERNATIONAL	13698	RECONCILED	9/20/2024		30.00
46677	98630	ACCOUNTS_P	9/13/2024	LIBERTY LAWN CARE & LANDSCAPIN G INC	13646	RECONCILED	9/25/2024		180.00
46675	98631	ACCOUNTS_P	9/13/2024	LOFT VIOLIN SHOP	10698	RECONCILED	9/23/2024		4,795.00
46691	98632	ACCOUNTS_P	9/13/2024	LYVENNIA SIGLER	14159	RECONCILED	9/25/2024		54.56
46657	98633	ACCOUNTS_P	9/13/2024	MCGRAW-HILL EDUCATION INC	7666	RECONCILED	9/20/2024		586.12
46687	98634	ACCOUNTS_P	9/13/2024	PORTAGE CC INVITATIONA L	13247	OUTSTANDIN G			300.00
46653	98635	ACCOUNTS_P	9/13/2024	QUENCH USA INC	9919	RECONCILED	9/20/2024		49.86
46686	98636	ACCOUNTS_P	9/13/2024	RAINBOW ROOTS, LLC	14104	RECONCILED	9/19/2024		450.00
46690	98637	ACCOUNTS_P	9/13/2024	RAY CUNNINGHA M	8112	OUTSTANDIN G			12.40
46659	98638	ACCOUNTS_P	9/13/2024	SC STRATEGIC SOLUTIONS LLC	12178	RECONCILED	9/25/2024		5,750.00
46672	98639	ACCOUNTS_P	9/13/2024	SCHOOL HEALTH CORPORATIO N	7533	RECONCILED	9/20/2024		141.98

Start Date: 9/1/2024

End Date: 9/30/2024

LEXINGTON LOCAL SCHOOLS Disbursement Summary Report

Reference Number	Check Number	Type	Date	Name	Vendor #	Status	Reconcile Date	Void Date	Amount
46658	98640	ACCOUNTS_P AYABLE	9/13/2024	SCHOOL SPECIALTY	6538	RECONCILED	9/26/2024		\$ 746.84
46655	98641	ACCOUNTS_P AYABLE	9/13/2024	SMITHFOOD S, INC	11797	RECONCILED	9/23/2024		2,463.94
46678	98642	ACCOUNTS_P AYABLE	9/13/2024	SOLUTION TREE INC	14152	RECONCILED	9/20/2024		105.40
46664	98643	ACCOUNTS_P AYABLE	9/13/2024	STACY DAVIS	7512	OUTSTANDIN G			8.75
46674	98644	ACCOUNTS_P AYABLE	9/13/2024	STANTON SHEET MUSIC	22	RECONCILED	9/20/2024		101.70
46663	98645	ACCOUNTS_P AYABLE	9/13/2024	TAYLOR GIDDENS	14157	RECONCILED	9/20/2024		139.41
46689	98646	ACCOUNTS_P AYABLE	9/13/2024	THE MEETING CONNECTIO N	13605	OUTSTANDIN G			320.00
46683	98647	ACCOUNTS_P AYABLE	9/13/2024	TREASURER STATE OF OHIO	5996	RECONCILED	9/20/2024		778.00
46680	98648	ACCOUNTS_P AYABLE	9/13/2024	VEX ROBOTICS, INC	14124	OUTSTANDIN G			166.43
46693	98649	ACCOUNTS_P AYABLE	9/17/2024	BRICKER GRAYDON LLP	10997	RECONCILED	9/23/2024		20,334.50
46694	98650	ACCOUNTS_P AYABLE	9/17/2024	AMERICAN ELECTRIC POWER	701	RECONCILED	9/24/2024		26,144.34
46695	98651	REFUND	9/17/2024	LISA MCMANES	14163	RECONCILED	9/24/2024		38.00
46696	98652	ACCOUNTS_P AYABLE	9/17/2024	McGRAW- HILL COMPANIES	797277	RECONCILED	9/23/2024		44,890.20
46711	98653	ACCOUNTS_P AYABLE	9/18/2024	AMANDA BADERTSCH ER	13224	RECONCILED	9/25/2024		195.00
46697	98654	ACCOUNTS_P AYABLE	9/18/2024	AMAZON CAPITAL SERVICES	13575	RECONCILED	9/27/2024		863.86
46731	98655	ACCOUNTS_P AYABLE	9/18/2024	AMERICAN SAFE & VAULT SERVICE LLC	13891	RECONCILED	9/24/2024		217.50
46724	98656	ACCOUNTS_P AYABLE	9/18/2024	BRIDGEWAY ACADEMY	11513	RECONCILED	9/26/2024		6,371.00
46714	98657	ACCOUNTS_P AYABLE	9/18/2024	BRIDGEWAY THERAPY CENTER	13818	RECONCILED	9/26/2024		1,452.50
46717	98658	ACCOUNTS_P AYABLE	9/18/2024	CARDINAL BUS SALES & SERVICE	6515	RECONCILED	9/24/2024		303.60
46703	98659	ACCOUNTS_P AYABLE	9/18/2024	CBIZ BENEFITS & INSURANCE	8780	RECONCILED	9/23/2024		2,750.00
46704	98660	ACCOUNTS_P AYABLE	9/18/2024	CHARACTER STRONG LLC	14150	OUTSTANDIN G			4,831.00
46706	98661	ACCOUNTS_P AYABLE	9/18/2024	COLE DISTRIBUTIN G	9752	RECONCILED	9/23/2024		6,762.87
46709	98662	ACCOUNTS_P AYABLE	9/18/2024	COMDOC INC	13671	RECONCILED	9/25/2024		283.99
46715	98663	ACCOUNTS_P AYABLE	9/18/2024	DELL FINANCIAL SERVICES	10287	OUTSTANDIN G			693.38
46699	98664	ACCOUNTS_P	9/18/2024	ELISHA	13952	RECONCILED	9/24/2024		428.80

Start Date: 9/1/2024

End Date: 9/30/2024

LEXINGTON LOCAL SCHOOLS Disbursement Summary Report

Reference Number	Check Number	Type	Date	Name	Vendor #	Status	Reconcile Date	Void Date	Amount
46705	98665	AYABLE ACCOUNTS_P	9/18/2024	LUCIER ELIZABETH A. RIEGEL	10733	OUTSTANDIN G			\$ 250.00
46725	98666	AYABLE ACCOUNTS_P	9/18/2024	ESPORTS OHIO	14154	OUTSTANDIN G			100.00
46712	98667	AYABLE ACCOUNTS_P	9/18/2024	GALION COMMUNITY HOSPITAL	12104	RECONCILED	9/23/2024		195.00
46718	98668	AYABLE ACCOUNTS_P	9/18/2024	HANK'S SALES & SERVICE,	9831	RECONCILED	9/26/2024		1,650.00
46701	98669	AYABLE ACCOUNTS_P	9/18/2024	INTERSTELL AR INC	14153	OUTSTANDIN G			165.00
46713	98670	AYABLE ACCOUNTS_P	9/18/2024	JAMES HAYES	13087	RECONCILED	9/20/2024		970.35
46700	98671	AYABLE ACCOUNTS_P	9/18/2024	KELL ACE HARDWARE	8329	OUTSTANDIN G			58.20
46726	98672	AYABLE ACCOUNTS_P	9/18/2024	KIMBALL MIDWEST	11066	RECONCILED	9/23/2024		98.00
46719	98673	AYABLE ACCOUNTS_P	9/18/2024	LAGUNA CLAY COMPANY	8140	RECONCILED	9/27/2024		785.24
46721	98674	AYABLE ACCOUNTS_P	9/18/2024	MENARDS	10810	RECONCILED	9/26/2024		346.80
46708	98675	AYABLE ACCOUNTS_P	9/18/2024	MID-OHIO AUTO REPAIR	8414	RECONCILED	9/23/2024		502.42
46728	98676	AYABLE ACCOUNTS_P	9/18/2024	MID-OHIO ED. SERVICE CENTER	69	RECONCILED	9/24/2024		6,415.00
46720	98677	AYABLE ACCOUNTS_P	9/18/2024	NEOnet	13973	RECONCILED	9/24/2024		11,547.25
46732	98678	AYABLE ACCOUNTS_P	9/18/2024	NOTABLE INC	13848	OUTSTANDIN G			5,950.00
46707	98679	AYABLE ACCOUNTS_P	9/18/2024	NOVA LUNA EDUC & CONSULTIN G	11942	RECONCILED	9/23/2024		1,191.00
46723	98680	AYABLE ACCOUNTS_P	9/18/2024	PAULA SHUPE	13189	RECONCILED	9/27/2024		165.00
46710	98681	AYABLE ACCOUNTS_P	9/18/2024	SCHOOL HEALTH CORPORATIO N	7533	RECONCILED	9/25/2024		225.41
46698	98682	AYABLE ACCOUNTS_P	9/18/2024	SCHOOL SPECIALTY	6538	RECONCILED	9/30/2024		616.78
46722	98683	AYABLE ACCOUNTS_P	9/18/2024	SPECIALIZED EDUCATION OF OHIO, INC	13693	RECONCILED	9/27/2024		4,530.20
46729	98684	AYABLE ACCOUNTS_P	9/18/2024	STANDARD PLUMBING & HEATING CO	4036	RECONCILED	9/25/2024		16,840.00
46727	98685	AYABLE ACCOUNTS_P	9/18/2024	STEPHEN ALIA VISUAL DESIGN, LLC	14078	RECONCILED	9/24/2024		2,000.00
46716	98686	AYABLE ACCOUNTS_P	9/18/2024	STEVEN C GUY	13051	RECONCILED	9/24/2024		2,900.00
46702	98687	AYABLE ACCOUNTS_P	9/18/2024	TRANSPORTA TION ACCESSORIE S CO.	819	RECONCILED	9/24/2024		2,483.13
46730	98688	AYABLE ACCOUNTS_P	9/18/2024	TREASURER, STATE OF OHIO	9906	RECONCILED	9/30/2024		9,893.30
46739	98689	REFUND	9/19/2024	RICHLAND	8138	OUTSTANDIN			417.87

Start Date: 9/1/2024

End Date: 9/30/2024

LEXINGTON LOCAL SCHOOLS Disbursement Summary Report

Reference Number	Check Number	Type	Date	Name	Vendor #	Status	Reconcile Date	Void Date	Amount
				COUNTY FOUNDATION		G			
46743	98690	REFUND	9/20/2024	JAMES NORTON	14164	RECONCILED	9/23/2024		\$ 875.00
46744	98691	ACCOUNTS_P AYABLE	9/24/2024	AMAZON CAPITAL SERVICES	13575	OUTSTANDING			1,188.75
46745	98692	ACCOUNTS_P AYABLE	9/24/2024	CALLAHAN DOOR SALES	5579	OUTSTANDING			255.00
46754	98693	ACCOUNTS_P AYABLE	9/24/2024	CHRISTOPHER GLENNON	13459	RECONCILED	9/26/2024		140.00
46748	98694	ACCOUNTS_P AYABLE	9/24/2024	COLE DISTRIBUTING	9752	RECONCILED	9/26/2024		3,457.82
46749	98695	ACCOUNTS_P AYABLE	9/24/2024	CONSERVE FLAG COMPANY	8473	OUTSTANDING			136.25
46750	98696	ACCOUNTS_P AYABLE	9/24/2024	CULLIGAN QUALITY WATER	610	RECONCILED	9/30/2024		101.00
46752	98697	ACCOUNTS_P AYABLE	9/24/2024	EQUIPARTS	11070	RECONCILED	9/27/2024		307.52
46751	98698	ACCOUNTS_P AYABLE	9/24/2024	ERIC ARMIN INC.	7611	RECONCILED	9/30/2024		5,380.00
46753	98699	ACCOUNTS_P AYABLE	9/24/2024	GIONINO'S PIZZERIA	9153	RECONCILED	9/27/2024		219.78
46755	98700	ACCOUNTS_P AYABLE	9/24/2024	GRADY ENTERPRISE S, INC.	9664	OUTSTANDING			1,251.43
46756	98701	ACCOUNTS_P AYABLE	9/24/2024	HEALTHCARE BILLING SERVICES	11018	RECONCILED	9/26/2024		144.62
46747	98702	ACCOUNTS_P AYABLE	9/24/2024	JAIME CHAMBERS	8485	OUTSTANDING			175.00
46757	98703	ACCOUNTS_P AYABLE	9/24/2024	JALEN JONES	13518	OUTSTANDING			700.00
46773	98704	ACCOUNTS_P AYABLE	9/24/2024	JANELLE WYANT	11426	OUTSTANDING			138.00
46758	98705	ACCOUNTS_P AYABLE	9/24/2024	NAPA	13723	RECONCILED	9/30/2024		813.82
46759	98706	ACCOUNTS_P AYABLE	9/24/2024	NuGEN OUTDOOR ENTERPRISES LLC	13631	OUTSTANDING			508.00
46760	98707	ACCOUNTS_P AYABLE	9/24/2024	OHIO HEALTH CONSORTIUM	10192	RECONCILED	9/26/2024		283.00
46761	98708	ACCOUNTS_P AYABLE	9/24/2024	OHIO.NET INTERNET PROVIDERS	13038	RECONCILED	9/30/2024		453.97
46762	98709	ACCOUNTS_P AYABLE	9/24/2024	PIONEER MANUFACTURING CO.	1020	RECONCILED	9/27/2024		2,118.50
46746	98710	ACCOUNTS_P AYABLE	9/24/2024	RACHEL CARROLL	13067	RECONCILED	9/26/2024		649.00
46763	98711	ACCOUNTS_P AYABLE	9/24/2024	RICHLAND COUNTY AG SOCIETY	13843	OUTSTANDING			1,200.00
46764	98712	ACCOUNTS_P AYABLE	9/24/2024	SCHINDLER ELEVATOR CORP	14119	OUTSTANDING			1,060.99
46765	98713	ACCOUNTS_P AYABLE	9/24/2024	SCHOOL HEALTH CORPORATION	7533	RECONCILED	9/30/2024		556.80

Start Date: 9/1/2024

End Date: 9/30/2024

LEXINGTON LOCAL SCHOOLS Disbursement Summary Report

Reference Number	Check Number	Type	Date	Name	Vendor #	Status	Reconcile Date	Void Date	Amount
46766	98714	ACCOUNTS_P AYABLE	9/24/2024	N SCHOOL SPECIALTY	6538	OUTSTANDIN G			\$ 90.66
46767	98715	ACCOUNTS_P AYABLE	9/24/2024	SIESEL DISTRIBUTIN G	10297	RECONCILED	9/30/2024		127.62
46768	98716	ACCOUNTS_P AYABLE	9/24/2024	SPYDER SIGNS & GRAPHICS	9378	OUTSTANDIN G			648.00
46769	98717	ACCOUNTS_P AYABLE	9/24/2024	STEALTH PARTNER GROUP	13604	RECONCILED	9/30/2024		50,003.66
46770	98718	ACCOUNTS_P AYABLE	9/24/2024	TRICIA L. VOLZ	1158	RECONCILED	9/30/2024		81.74
46771	98719	ACCOUNTS_P AYABLE	9/24/2024	TROY J WEAVER	7197	OUTSTANDIN G			140.00
46772	98720	ACCOUNTS_P AYABLE	9/24/2024	WOLFF BROS. SUPPLY, INC.	8585	RECONCILED	9/30/2024		650.38
46774	98721	ACCOUNTS_P AYABLE	9/24/2024	XEROX CORPORATIO N	13945	OUTSTANDIN G			2,757.34
46790	98722	ACCOUNTS_P AYABLE	9/25/2024	ABC ERATE, LLC	13004	OUTSTANDIN G			718.93
46776	98723	ACCOUNTS_P AYABLE	9/25/2024	AMAZON CAPITAL SERVICES	13575	OUTSTANDIN G			189.20
46782	98724	ACCOUNTS_P AYABLE	9/25/2024	ASHLAND CITY SCHOOLS	9389	OUTSTANDIN G			700.00
46791	98725	ACCOUNTS_P AYABLE	9/25/2024	AWARDSMIT H	1370	OUTSTANDIN G			272.00
46806	98726	ACCOUNTS_P AYABLE	9/25/2024	BUCKEYE CENTRAL H.S.	6261	OUTSTANDIN G			150.00
46797	98727	ACCOUNTS_P AYABLE	9/25/2024	CENTERVILL E	11674	OUTSTANDIN G			250.00
46795	98728	ACCOUNTS_P AYABLE	9/25/2024	CHRISTOPHE R GLENNON	13459	RECONCILED	9/26/2024		280.00
46804	98729	ACCOUNTS_P AYABLE	9/25/2024	CRESTVIEW LOCAL SCHOOL	10725	OUTSTANDIN G			200.00
46783	98730	ACCOUNTS_P AYABLE	9/25/2024	CULLIGAN QUALITY WATER	610	OUTSTANDIN G			39.00
46789	98731	ACCOUNTS_P AYABLE	9/25/2024	ERIC WENDLING	14161	RECONCILED	9/26/2024		140.00
46781	98732	ACCOUNTS_P AYABLE	9/25/2024	GAME ONE	11017	OUTSTANDIN G			529.00
46799	98733	ACCOUNTS_P AYABLE	9/25/2024	GLEN OAK HIGH SCHOOL	9386	OUTSTANDIN G			210.00
46785	98734	ACCOUNTS_P AYABLE	9/25/2024	HEARTLAND DESIGN CONCEPTS	13041	OUTSTANDIN G			3,557.45
46784	98735	ACCOUNTS_P AYABLE	9/25/2024	HI-VALLEY CHEMICAL	14166	OUTSTANDIN G			389.04
46796	98736	ACCOUNTS_P AYABLE	9/25/2024	HIGHLAND HIGH SCHOOL (SPARTA)	11799	OUTSTANDIN G			150.00
46779	98737	ACCOUNTS_P AYABLE	9/25/2024	JAMES ANDERSON	13482	OUTSTANDIN G			140.00
46794	98738	ACCOUNTS_P AYABLE	9/25/2024	LOUIS MICHAEL TOMMELLEO	6176	RECONCILED	9/26/2024		140.00

Start Date: 9/1/2024

End Date: 9/30/2024

LEXINGTON LOCAL SCHOOLS Disbursement Summary Report

Reference Number	Check Number	Type	Date	Name	Vendor #	Status	Reconcile Date	Void Date	Amount
46778	98739	ACCOUNTS_P AYABLE	9/25/2024	M-F ATHLETIC	1741	OUTSTANDIN G			\$ 422.00
46788	98740	ACCOUNTS_P AYABLE	9/25/2024	MID-OHIO ED. SERVICE CENTER	69	RECONCILED	9/30/2024		411.19
46777	98741	ACCOUNTS_P AYABLE	9/25/2024	MVD SPORTS	6482	OUTSTANDIN G			585.00
46786	98742	ACCOUNTS_P AYABLE	9/25/2024	NEWSWANG ER MACHINE LTD	14127	OUTSTANDIN G			272.11
46798	98743	ACCOUNTS_P AYABLE	9/25/2024	OHIO HIGH SCHOOL ATH. ASSOC.	1039	OUTSTANDIN G			175.00
46793	98744	ACCOUNTS_P AYABLE	9/25/2024	OLENTANGY ORANGE ATHLETIC	13473	OUTSTANDIN G			280.00
46802	98745	ACCOUNTS_P AYABLE	9/25/2024	ONTARIO ATHLETIC DEPT.	1034	OUTSTANDIN G			250.00
46780	98746	ACCOUNTS_P AYABLE	9/25/2024	PIONEER MANUFACTU RING CO.	1020	OUTSTANDIN G			1,221.80
46787	98747	ACCOUNTS_P AYABLE	9/25/2024	SAVVAS LEARING COMPANY LLC	13766	RECONCILED	9/30/2024		1,941.39
46805	98748	ACCOUNTS_P AYABLE	9/25/2024	SCOTT HAMILTON	8891	OUTSTANDIN G			315.00
46801	98749	ACCOUNTS_P AYABLE	9/25/2024	SHELBY CROSSING	13692	OUTSTANDIN G			2,550.00
46800	98750	ACCOUNTS_P AYABLE	9/25/2024	STRONGSVIL LE CITY SCHOOLS	12192	OUTSTANDIN G			400.00
46803	98751	ACCOUNTS_P AYABLE	9/25/2024	TEAMLEADE R, INC	14140	OUTSTANDIN G			2,950.07
46792	98752	ACCOUNTS_P AYABLE	9/25/2024	TINYMOBILE ROBOTS US LLC	14138	OUTSTANDIN G			1,500.00
46807	98753	ACCOUNTS_P AYABLE	9/26/2024	BAKER VEHICLE SYSTEMS, INC.	6088	OUTSTANDIN G			204.54
46819	98754	ACCOUNTS_P AYABLE	9/26/2024	ALLIED SUPPLY CO, INC	11862	OUTSTANDIN G			155.28
46813	98755	ACCOUNTS_P AYABLE	9/26/2024	ALYSSA MCCREADY	13046	RECONCILED	9/30/2024		271.00
46826	98756	ACCOUNTS_P AYABLE	9/26/2024	AMAZON CAPITAL SERVICES	13575	OUTSTANDIN G			1,373.94
46815	98757	ACCOUNTS_P AYABLE	9/26/2024	BAKER VEHICLE SYSTEMS, INC.	6088	OUTSTANDIN G			85.86
46840	98758	ACCOUNTS_P AYABLE	9/26/2024	BIO CORPORATIO N	7345	OUTSTANDIN G			1,092.53
46820	98759	ACCOUNTS_P AYABLE	9/26/2024	COLE- PARMER	11362	OUTSTANDIN G			78.65
46811	98760	ACCOUNTS_P AYABLE	9/26/2024	COMMERICA L PARTS & SERVICE	11505	OUTSTANDIN G			248.50
46829	98761	ACCOUNTS_P AYABLE	9/26/2024	CULLIGAN QUALITY WATER	610	OUTSTANDIN G			39.00
46822	98762	ACCOUNTS_P	9/26/2024	DELL	7777	RECONCILED	9/30/2024		4,804.48

Start Date: 9/1/2024

End Date: 9/30/2024

LEXINGTON LOCAL SCHOOLS Disbursement Summary Report

Reference Number	Check Number	Type	Date	Name	Vendor #	Status	Reconcile Date	Void Date	Amount
		AYABLE		MARKETING L.P.					
46833	98763	ACCOUNTS_P AYABLE	9/26/2024	ELISHA LUCIER	13952	OUTSTANDIN G			\$ 428.80
46836	98764	ACCOUNTS_P AYABLE	9/26/2024	GCL EDUCATION SERVICES, LLC	13827	OUTSTANDIN G			2,160.00
46821	98765	ACCOUNTS_P AYABLE	9/26/2024	HALLIE JUNGERBERG	14170	OUTSTANDIN G			156.92
46843	98766	ACCOUNTS_P AYABLE	9/26/2024	HILL INTERNATIONAL TRUCKS	14024	OUTSTANDIN G			93.80
46839	98767	ACCOUNTS_P AYABLE	9/26/2024	HILLYARD OHIO	13569	OUTSTANDIN G			145.06
46841	98768	ACCOUNTS_P AYABLE	9/26/2024	IMAGINE LEARNING LLC	13876	OUTSTANDIN G			600.00
46834	98769	ACCOUNTS_P AYABLE	9/26/2024	JAMES HAYES	13087	RECONCILED	9/30/2024		970.35
46827	98770	ACCOUNTS_P AYABLE	9/26/2024	JENNIFER BRANE	12075	OUTSTANDIN G			106.99
46844	98771	ACCOUNTS_P AYABLE	9/26/2024	JULIAN & GRUBE, INC.	7084	OUTSTANDIN G			2,600.00
46823	98772	ACCOUNTS_P AYABLE	9/26/2024	KELL ACE HARDWARE	8329	OUTSTANDIN G			65.12
46835	98773	ACCOUNTS_P AYABLE	9/26/2024	KEVIN RICHER	14126	OUTSTANDIN G			1,200.00
46817	98774	ACCOUNTS_P AYABLE	9/26/2024	KROGER COMPANY	5498	OUTSTANDIN G			97.84
46831	98775	ACCOUNTS_P AYABLE	9/26/2024	LESCH BATTERY & POWER	9943	RECONCILED	9/30/2024		80.00
46838	98776	ACCOUNTS_P AYABLE	9/26/2024	MENARDS	10810	OUTSTANDIN G			466.01
46850	98777	ACCOUNTS_P AYABLE	9/26/2024	O.E. MEYER COMPANY	10829	OUTSTANDIN G			118.86
46828	98778	ACCOUNTS_P AYABLE	9/26/2024	OHIO SCHOOLS COUNCIL	13636	OUTSTANDIN G			3,339.00
46842	98779	ACCOUNTS_P AYABLE	9/26/2024	OMEA	8109	OUTSTANDIN G			520.00
46818	98780	ACCOUNTS_P AYABLE	9/26/2024	PALADIN PROTECTIVE SYSTEMS, INC	13857	OUTSTANDIN G			1,320.00
46848	98781	ACCOUNTS_P AYABLE	9/26/2024	PINE VIEW TRAILER LTD	12177	OUTSTANDIN G			54.10
46846	98782	ACCOUNTS_P AYABLE	9/26/2024	RAIN ONE INC.	14165	OUTSTANDIN G			710.96
46845	98783	ACCOUNTS_P AYABLE	9/26/2024	RIVER EDUCATION SERVICES INC	13290	OUTSTANDIN G			14,400.00
46825	98784	ACCOUNTS_P AYABLE	9/26/2024	SCHOLASTIC INC.	5271	OUTSTANDIN G			2,582.93
46832	98785	ACCOUNTS_P AYABLE	9/26/2024	SCHOOL HEALTH CORPORATIO N	7533	OUTSTANDIN G			152.93
46847	98786	ACCOUNTS_P AYABLE	9/26/2024	SHOOK CONSTRUCTI ON CO	13525	OUTSTANDIN G			44,250.00
46814	98787	ACCOUNTS_P AYABLE	9/26/2024	SIESEL DISTRIBUTIN G	10297	OUTSTANDIN G			2,044.74

Start Date: 9/1/2024

End Date: 9/30/2024

LEXINGTON LOCAL SCHOOLS Disbursement Summary Report

Reference Number	Check Number	Type	Date	Name	Vendor #	Status	Reconcile Date	Void Date	Amount
46830	98788	ACCOUNTS_P AYABLE	9/26/2024	SKELTON'S, INC.	10534	OUTSTANDIN G			\$ 27.09
46812	98789	ACCOUNTS_P AYABLE	9/26/2024	SPYDER SIGNS & GRAPHICS	9378	OUTSTANDIN G			1,596.00
46849	98790	ACCOUNTS_P AYABLE	9/26/2024	STONE RIDGE GOLF COURSE	13048	OUTSTANDIN G			210.00
46816	98791	ACCOUNTS_P AYABLE	9/26/2024	THE REHAB CENTER	11246	OUTSTANDIN G			8,572.50
46824	98792	ACCOUNTS_P AYABLE	9/26/2024	TRACEY PINKELMAN	10653	OUTSTANDIN G			224.92
46837	98793	ACCOUNTS_P AYABLE	9/26/2024	VALERIE HUNTER	11583	OUTSTANDIN G			64.00
46810	98794	ACCOUNTS_P AYABLE	9/26/2024	VERIZON WIRELESS	7415	OUTSTANDIN G			470.23
46858	98795	REFUND	9/30/2024	OHIO DEFERRED COMPENSATI ON	14171	OUTSTANDIN G			17,178.95
46862	98796	ACCOUNTS_P AYABLE	9/30/2024	AMERICAN ELECTRIC POWER	701	OUTSTANDIN G			29,886.11
46868	98797	ACCOUNTS_P AYABLE	9/30/2024	COLE DISTRIBUTIN G	9752	OUTSTANDIN G			8,521.09
46867	98798	ACCOUNTS_P AYABLE	9/30/2024	FAMOUS ENTERPRISE S, INC	11498	OUTSTANDIN G			1,091.29
46860	98799	ACCOUNTS_P AYABLE	9/30/2024	GARDINER	13117	OUTSTANDIN G			725.00
46871	98800	ACCOUNTS_P AYABLE	9/30/2024	GRAINGER	5843	OUTSTANDIN G			679.48
46865	98801	ACCOUNTS_P AYABLE	9/30/2024	HILL INTERNATIO NAL TRUCKS	14024	OUTSTANDIN G			647.26
46861	98802	ACCOUNTS_P AYABLE	9/30/2024	JAMES HAYES	13087	OUTSTANDIN G			970.35
46870	98803	ACCOUNTS_P AYABLE	9/30/2024	JEFF EICHORN	13282	OUTSTANDIN G			180.00
46859	98804	ACCOUNTS_P AYABLE	9/30/2024	LEXINGTON ATHLETIC DEPT.	3520	OUTSTANDIN G			6,020.00
46863	98805	ACCOUNTS_P AYABLE	9/30/2024	SAM KESSLER	13928	OUTSTANDIN G			25.00
46866	98806	ACCOUNTS_P AYABLE	9/30/2024	SIEMENS INDUSTRY, INC.	6361	OUTSTANDIN G			10,996.27
46864	98807	ACCOUNTS_P AYABLE	9/30/2024	THEN DESIGN ARCHITECTU RE LTD	13501	OUTSTANDIN G			23,363.13
46869	98808	ACCOUNTS_P AYABLE	9/30/2024	WAYNE'S COUNTRY MARKET	6368	OUTSTANDIN G			63.00
46872	98809	ACCOUNTS_P AYABLE	9/30/2024	OHSBCA	11024	OUTSTANDIN G			70.00
46733	692279	ACCOUNTS_P AYABLE	9/18/2024	MEMO- S.E.R.S.	900997	RECONCILED	9/18/2024		2,936.48
46734	692280	ACCOUNTS_P AYABLE	9/18/2024	MEMO- S.T.R.S.	900998	RECONCILED	9/18/2024		9,768.28
46735	692281	ACCOUNTS_P AYABLE	9/18/2024	MORROW COUNTY AUDITOR	900359	RECONCILED	9/18/2024		2,027.72
46736	692282	ACCOUNTS_P AYABLE	9/18/2024	MEMO- S.E.R.S.	900997	RECONCILED	9/18/2024		25,498.90

Start Date: 9/1/2024

End Date: 9/30/2024

LEXINGTON LOCAL SCHOOLS Disbursement Summary Report

Reference Number	Check Number	Type	Date	Name	Vendor #	Status	Reconcile Date	Void Date	Amount
46737	692283	PAYROLL	9/5/2024	LEXINGTON LOCAL SCHOOLS		RECONCILED	9/5/2024		\$ 706,115.52
46738	692284	ACCOUNTS_P AYABLE	9/18/2024	LEXINGTON SCHOOLS - PAYROLL	900934	RECONCILED	9/18/2024		9,642.80
46740	692285	ACCOUNTS_P AYABLE	9/20/2024	ANTHEM BENEFIT SERVICES	900902	VOID		9/30/2024	422,937.70
46742	692286	ACCOUNTS_P AYABLE	9/20/2024	MEMO-S.E.R.S.	900997	RECONCILED	9/20/2024		2,850.33
46741	692287	ACCOUNTS_P AYABLE	9/20/2024	MEMO-S.T.R.S.	900998	RECONCILED	9/20/2024		9,013.68
46775	692288	ACCOUNTS_P AYABLE	9/25/2024	GORDON FOOD SERVICE	900652	RECONCILED	9/25/2024		33,228.43
46808	692289	ACCOUNTS_P AYABLE	9/26/2024	PITNEY BOWES GLOBAL FINANCIAL SERVICES	13717	RECONCILED	9/26/2024		596.49
46809	692290	ACCOUNTS_P AYABLE	9/26/2024	COLUMBIA GAS	11662	RECONCILED	9/26/2024		1,638.16
46851	692291	ACCOUNTS_P AYABLE	9/25/2024	ZIONS BANCORPORATION, NATIONAL	900319	RECONCILED	9/25/2024		2,179,778.13
46854	692292	ACCOUNTS_P AYABLE	9/30/2024	LEXINGTON SCHOOLS - PAYROLL	900934	RECONCILED	9/30/2024		9,101.23
46853	692293	ACCOUNTS_P AYABLE	9/30/2024	MEMO-MID OHIO ESC	900069	RECONCILED	9/30/2024		144,975.15
46855	692294	ACCOUNTS_P AYABLE	9/30/2024	MEMO-S.T.R.S.	900998	RECONCILED	9/30/2024		142,044.00
46856	692295	ACCOUNTS_P AYABLE	9/30/2024	RICHLAND COUNTY AUDITOR	900360	RECONCILED	9/30/2024		252.76
46857	692296	ACCOUNTS_P AYABLE	9/30/2024	MEMO-S.E.R.S.	900997	RECONCILED	9/30/2024		51,756.00
46873	692297	ACCOUNTS_P AYABLE	9/30/2024	ANTHEM BENEFIT SERVICES	900902	OUTSTANDIN G			422,937.40

Grand Total **\$ 5,539,096.61**

Reporting Period: October 2024 (FY 2025)

10/2/24 1:42 PM

Start Date: 9/01/2024

End Date: 9/30/2024

LEXINGTON LOCAL SCHOOLS Receipts Ledger Report

Receipt #	Line #	Date	Type	Description	Full Account Code	Amount
Fund: 001						
Receipt: 1111						
79267	1	9/3/2024	RC	Mobile Home Tax -Morrow	001-1111-0000-000000-000	\$ 7,245.64
79267	2	9/3/2024	RC	Mobile Home Tax Morrow -Emer	001-1111-0000-000000-000	3,486.39
79319	1	9/16/2024	RC	MH TAX - Richland	001-1111-0000-000000-000	770.99
79319	2	9/16/2024	RC	MH TAX - Richland	001-1111-0000-000000-000	373.94
						\$ 11,876.96
Receipt: 1122						
79319	6	9/16/2024	RC	Pers Prop Utility - Richland	001-1122-0000-000000-000	135.47
79319	7	9/16/2024	RC	Pers Prop Utility - Richland	001-1122-0000-000000-000	45.63
						\$ 181.10
Receipt: 1211						
79293	1	9/4/2024	RC	Preschool tuition	001-1211-0000-000000-500	2,750.00
79294	1	9/10/2024	RC	Preschool tuition	001-1211-0000-000000-500	1,200.00
79317	1	9/17/2024	RC	Preschool tuition	001-1211-0000-000000-500	1,370.00
79318	1	9/17/2024	RC	Preschool tuition	001-1211-0000-000000-500	375.00
79359	1	9/25/2024	RC	Tuition	001-1211-0000-000000-000	3,619.17
79379	1	9/26/2024	RC	Preschool tuition	001-1211-0000-000000-500	130.00
						\$ 9,444.17
Receipt: 1221						
79363	17	9/27/2024	RC	JV50 Tuition (SF-14)	001-1221-0000-000000-000	64,679.64
						\$ 64,679.64
Receipt: 1223						
79363	19	9/27/2024	RC	JV52 Tuition (SF-14)	001-1223-0000-000000-000	54,506.27
						\$ 54,506.27
Receipt: 1410						
79378	1	9/30/2024	RC	Richland Bank Interest	001-1410-0000-000000-000	30,768.89
						\$ 30,768.89
Receipt: 1740						
79274	1	9/4/2024	RC	School fees	001-1740-0000-000000-100	328.00
79276	2	9/4/2024	RC	Western school fees	001-1740-0000-000000-500	96.00
79278	1	9/5/2024	RC	Eastern school fees	001-1740-0000-000000-300	112.00
79328	1	9/6/2024	RC	School fees	001-1740-0000-000000-200	10.00
79295	2	9/11/2024	RC	Central school fees	001-1740-0000-000000-400	24.00
79296	2	9/11/2024	RC	Central school fees	001-1740-0000-000000-400	48.00
79299	1	9/11/2024	RC	School fees	001-1740-0000-000000-100	69.00
79312	2	9/13/2024	RC	Eastern school fees	001-1740-0000-000000-300	397.00
79331	2	9/17/2024	RC	Eastern school fees	001-1740-0000-000000-300	84.00
79338	1	9/17/2024	RC	School fees	001-1740-0000-000000-100	132.00
79333	2	9/18/2024	RC	Western school fees	001-1740-0000-000000-500	24.00

Reporting Period: October 2024 (FY 2025)

10/2/24 1:42 PM

Start Date: 9/01/2024

End Date: 9/30/2024

LEXINGTON LOCAL SCHOOLS Receipts Ledger Report

Receipt #	Line #	Date	Type	Description	Full Account Code	Amount	
79327	1	9/20/2024	RC	HS School Fees to Food Service - Powell	001-1740-0000-000000-100	\$ (15.00)	
79341	1	9/20/2024	RC	Food Service to HS School Fees - Nickoli	001-1740-0000-000000-100	22.00	
79362	1	9/26/2024	RC	Eastern school fees	001-1740-0000-000000-300	117.00	
79375	1	9/30/2024	RC	HS Fees - Pay For It	001-1740-0000-000000-100	2,137.20	
79375	2	9/30/2024	RC	Jr High Fees - Pay For It	001-1740-0000-000000-200	305.00	
79375	3	9/30/2024	RC	Eastern Fees - Pay For It	001-1740-0000-000000-300	1,500.00	
79375	4	9/30/2024	RC	Central Fees - Pay For It	001-1740-0000-000000-400	360.00	
79375	5	9/30/2024	RC	Western Fees - Pay For It	001-1740-0000-000000-500	910.00	
						\$ 6,660.20	
Receipt:	1890						
79291	7	9/9/2024	RC	Severance Pay Refund - Betscher	001-1890-0000-000000-000	17,178.95	
79360	5	9/25/2024	RC	BWC Refund	001-1890-0000-000000-000	503.00	
						\$ 17,681.95	
Receipt:	3110						
79301	1	9/13/2024	RC	Base Cost	001-3110-0000-000000-000	262,137.84	
79301	3	9/13/2024	RC	Targeted Assistance	001-3110-0000-000000-000	57,944.05	
79301	4	9/13/2024	RC	Special Education Funding	001-3110-0000-000000-000	44,936.18	
79301	8	9/13/2024	RC	Supplement Targeted Assistance	001-3110-0000-000000-000	0.00	
79301	9	9/13/2024	RC	Temporary Transitional Aid Guarantee	001-3110-0000-000000-000	0.00	
79301	11	9/13/2024	RC	Transportation	001-3110-0000-000000-000	31,206.66	
79301	12	9/13/2024	RC	Formula Transition Supplement	001-3110-0000-000000-000	0.00	
79301	13	9/13/2024	RC	Preschool Special Educ Funding	001-3110-0000-000000-000	6,977.19	
79301	14	9/13/2024	RC	Special Educ Transportation	001-3110-0000-000000-000	3,565.29	
79363	1	9/27/2024	RC	Base Cost	001-3110-0000-000000-000	262,137.84	
79363	3	9/27/2024	RC	Targeted Assistance	001-3110-0000-000000-000	57,944.05	
79363	4	9/27/2024	RC	Special Education Funding	001-3110-0000-000000-000	44,936.18	
79363	8	9/27/2024	RC	Supplement Targeted Assistance	001-3110-0000-000000-000	0.00	
79363	9	9/27/2024	RC	Temporary Transitional Aid Guarantee	001-3110-0000-000000-000	0.00	
79363	11	9/27/2024	RC	Transportation	001-3110-0000-000000-000	31,206.66	
79363	12	9/27/2024	RC	Formula Transition Supplement	001-3110-0000-000000-000	0.00	
79363	13	9/27/2024	RC	Preschool Special Educ Funding	001-3110-0000-000000-000	6,977.19	
79363	14	9/27/2024	RC	Special Educ Transportation	001-3110-0000-000000-000	3,565.29	
						\$ 813,534.42	
Receipt:	3131						
79367	1	9/27/2024	RC	RB for Real Estate - Morrow	001-3131-0000-000000-000	29,318.22	
79367	2	9/27/2024	RC	RB for Emergency Levy - Morrow	001-3131-0000-000000-000	14,219.31	
79367	9	9/27/2024	RC	2 1/2 HMRB Real Est-Morrow	001-3131-0000-000000-000	4,076.10	
79367	10	9/27/2024	RC	2 1/2 HMRB Emerg Levy-Morrow	001-3131-0000-000000-000	1,976.92	
						\$ 49,590.55	
Receipt:	3132						

Reporting Period: October 2024 (FY 2025)

10/2/24 1:42 PM

Start Date: 9/01/2024

End Date: 9/30/2024

LEXINGTON LOCAL SCHOOLS Receipts Ledger Report

Receipt #	Line #	Date	Type	Description	Full Account Code	Amount
79367	4	9/27/2024	RC	Homestead Real Est - Morrow	001-3132-0000-000000-000	\$ 5,723.57
79367	5	9/27/2024	RC	Homestead Emerg Levy-Morrow	001-3132-0000-000000-000	2,775.93
						\$ 8,499.50
Receipt:	3211					
79301	5	9/13/2024	RC	Economic Disadvantaged Funding	001-3211-0000-000000-000	2,927.54
79363	5	9/27/2024	RC	Economic Disadvantaged Funding	001-3211-0000-000000-000	2,927.53
						\$ 5,855.07
Receipt:	3215					
79301	10	9/13/2024	RC	Career Tech Education Funding	001-3215-0000-000000-000	513.92
79363	10	9/27/2024	RC	Career Tech Education Funding	001-3215-0000-000000-000	513.93
						\$ 1,027.85
Receipt:	3216					
79301	7	9/13/2024	RC	Gifted Education Funding	001-3216-0000-000000-000	5,365.69
79363	7	9/27/2024	RC	Gifted Education Funding	001-3216-0000-000000-000	5,365.70
						\$ 10,731.39
Receipt:	3217					
79301	6	9/13/2024	RC	English Learners Funding	001-3217-0000-000000-000	166.34
79363	6	9/27/2024	RC	English Learners Funding	001-3217-0000-000000-000	166.34
						\$ 332.67
Receipt:	3218					
79301	2	9/13/2024	RC	Base Cost - Student Wellness and Success	001-3218-0000-000000-000	13,190.16
79363	2	9/27/2024	RC	Base Cost - Student Wellness and Success	001-3218-0000-000000-000	13,190.16
						\$ 26,380.32
Receipt:	3300					
79370	1	9/30/2024	RC	MEDICAID Recd - 9/12	001-3300-0000-000000-000	734.23
79370	2	9/30/2024	RC	MEDICAID Recd - 9/19	001-3300-0000-000000-000	1,382.69
79370	3	9/30/2024	RC	MEDICAID Recd - 9/26	001-3300-0000-000000-000	502.78
						\$ 2,619.70
Receipt:	5300					
79351	1	9/24/2024	RC	Reversal of Stale O/S Check - Prior FY (98117 Cleared)	001-5300-0000-000000-000	(50.00)
						\$ (50.00)
						\$ 1,114,320.65
Fund:	002					
Receipt:	1111					
79267	3	9/3/2024	RC	MH Tax Morrow - Bond Ret	002-1111-0000-000000-000	2,694.01
79319	3	9/16/2024	RC	MH TAX - Richland	002-1111-0000-000000-000	260.90
						\$ 2,954.91
Receipt:	1122					
79319	8	9/16/2024	RC	Pers Prop Utility - Richland	002-1122-0000-000000-000	28.22

Reporting Period: October 2024 (FY 2025)

10/2/24 1:42 PM

Start Date: 9/01/2024

End Date: 9/30/2024

LEXINGTON LOCAL SCHOOLS Receipts Ledger Report

Receipt #	Line #	Date	Type	Description	Full Account Code	Amount	
						\$ 28.22	
Receipt:	3132						
79367	6	9/27/2024	RC	Homestead for Bond Ret- Morrow	002-3132-0000-000000-000	\$ 1,717.07	
						\$ 1,717.07	
						\$ 4,700.20	
Fund:	003						
Receipt:	1111						
79267	4	9/3/2024	RC	Mobile Home Tax-Morrow PI	003-1111-0000-000000-000	440.64	
79319	4	9/16/2024	RC	MH TAX - Richland	003-1111-0000-000000-000	46.22	
						\$ 486.86	
Receipt:	1122						
79319	9	9/16/2024	RC	Pers Prop Utility - Richland	003-1122-0000-000000-000	12.70	
						\$ 12.70	
Receipt:	3131						
79367	3	9/27/2024	RC	RB for PI Levy - Morrow	003-3131-0000-000000-000	1,757.43	
79367	11	9/27/2024	RC	2 1/2 HMRB PI Levy-Morrow	003-3131-0000-000000-000	244.33	
						\$ 2,001.76	
Receipt:	3132						
79367	7	9/27/2024	RC	Homestead for PI Levy-Morrow	003-3132-0000-000000-000	343.09	
						\$ 343.09	
						\$ 2,844.41	
Fund:	004						
Receipt:	1410						
79378	6	9/30/2024	RC	LFI Fund	004-1410-0000-000000-000	1,614.01	
						\$ 1,614.01	
						\$ 1,614.01	
Fund:	006						
Receipt:	1410						
79378	4	9/30/2024	RC	Richland Bank Interest	006-1410-0000-000000-000	773.34	
						\$ 773.34	
Receipt:	1511						
79307	21	9/6/2024	RC	HS/JH Breakfast	006-1511-0000-000000-100	247.50	
79307	22	9/6/2024	RC	Eastern Breakfast	006-1511-0000-000000-300	33.00	
79307	23	9/6/2024	RC	Central Breakfast	006-1511-0000-000000-400	84.00	
79307	24	9/6/2024	RC	Western Breakfast	006-1511-0000-000000-500	70.75	
79308	21	9/13/2024	RC	HS/JH Breakfast	006-1511-0000-000000-100	291.25	
79308	22	9/13/2024	RC	Eastern Breakfast	006-1511-0000-000000-300	48.50	
79308	23	9/13/2024	RC	Central Breakfast	006-1511-0000-000000-400	105.00	
79308	24	9/13/2024	RC	Western Breakfast	006-1511-0000-000000-500	131.75	
79352	21	9/20/2024	RC	HS/JH Breakfast	006-1511-0000-000000-100	375.75	

Reporting Period: October 2024 (FY 2025)

10/2/24 1:42 PM

Start Date: 9/01/2024

End Date: 9/30/2024

LEXINGTON LOCAL SCHOOLS Receipts Ledger Report

Receipt #	Line #	Date	Type	Description	Full Account Code	Amount
79352	22	9/20/2024	RC	Eastern Breakfast	006-1511-0000-000000-300	\$ 36.00
79352	23	9/20/2024	RC	Central Breakfast	006-1511-0000-000000-400	124.50
79352	24	9/20/2024	RC	Western Breakfast	006-1511-0000-000000-500	141.25
79377	21	9/30/2024	RC	HS/JH Breakfast	006-1511-0000-000000-100	451.00
79377	22	9/30/2024	RC	Eastern Breakfast	006-1511-0000-000000-300	46.50
79377	23	9/30/2024	RC	Central Breakfast	006-1511-0000-000000-400	129.00
79377	24	9/30/2024	RC	Western Breakfast	006-1511-0000-000000-500	155.75
						\$ 2,471.50
Receipt:	1512					
79307	1	9/6/2024	RC	HS/JH Stu. Type A	006-1512-0000-000000-100	3,969.00
79307	5	9/6/2024	RC	HS/JH ROA Stu. Type A	006-1512-0000-000000-100	(4,484.39)
79307	6	9/6/2024	RC	Eastern Stu. Type A	006-1512-0000-000000-300	1,437.25
79307	10	9/6/2024	RC	Eastern ROA Stu. Type A	006-1512-0000-000000-300	(1,132.41)
79307	11	9/6/2024	RC	Central Stu. Type A	006-1512-0000-000000-400	1,173.00
79307	15	9/6/2024	RC	Central ROA Stu. Type A	006-1512-0000-000000-400	(1,029.00)
79307	16	9/6/2024	RC	Western Stu. Type A	006-1512-0000-000000-500	996.00
79307	20	9/6/2024	RC	Western ROA Stu. Type A	006-1512-0000-000000-500	(840.25)
79308	1	9/13/2024	RC	HS/JH Stu. Type A	006-1512-0000-000000-100	5,068.00
79308	5	9/13/2024	RC	HS/JH ROA Stu. Type A	006-1512-0000-000000-100	(7,147.63)
79308	6	9/13/2024	RC	Eastern Stu. Type A	006-1512-0000-000000-300	1,813.25
79308	10	9/13/2024	RC	Eastern ROA Stu. Type A	006-1512-0000-000000-300	(1,573.46)
79308	11	9/13/2024	RC	Central Stu. Type A	006-1512-0000-000000-400	1,434.00
79308	15	9/13/2024	RC	Central ROA Stu. Type A	006-1512-0000-000000-400	(1,358.00)
79308	16	9/13/2024	RC	Western Stu. Type A	006-1512-0000-000000-500	1,248.00
79308	20	9/13/2024	RC	Western ROA Stu. Type A	006-1512-0000-000000-500	(1,172.55)
79327	2	9/20/2024	RC	HS School Fees to Food Service - Powell	006-1512-0000-000000-100	15.00
79341	2	9/20/2024	RC	Food Service to HS School Fees - Nickoli	006-1512-0000-000000-100	(22.00)
79352	1	9/20/2024	RC	HS/JH Stu. Type A	006-1512-0000-000000-100	5,005.00
79352	5	9/20/2024	RC	HS/JH ROA Stu. Type A	006-1512-0000-000000-100	(7,034.17)
79352	6	9/20/2024	RC	Eastern Stu. Type A	006-1512-0000-000000-300	1,879.00
79352	10	9/20/2024	RC	Eastern ROA Stu. Type A	006-1512-0000-000000-300	(1,876.50)
79352	11	9/20/2024	RC	Central Stu. Type A	006-1512-0000-000000-400	1,488.00
79352	15	9/20/2024	RC	Central ROA Stu. Type A	006-1512-0000-000000-400	(1,353.25)
79352	16	9/20/2024	RC	Western Stu. Type A	006-1512-0000-000000-500	1,284.00
79352	20	9/20/2024	RC	Western ROA Stu. Type A	006-1512-0000-000000-500	(1,194.00)
79375	6	9/30/2024	RC	HS Lunch - Pay For It	006-1512-0000-000000-100	24,110.15
79375	7	9/30/2024	RC	Jr High Lunch - Pay For It	006-1512-0000-000000-200	0.00
79375	8	9/30/2024	RC	Eastern Lunch - Pay For It	006-1512-0000-000000-300	5,592.70
79375	9	9/30/2024	RC	Central Lunch - Pay For It	006-1512-0000-000000-400	4,081.30
79375	10	9/30/2024	RC	Western Lunch - Pay For It	006-1512-0000-000000-500	3,626.00

Reporting Period: October 2024 (FY 2025)

10/2/24 1:42 PM

Start Date: 9/01/2024

End Date: 9/30/2024

LEXINGTON LOCAL SCHOOLS Receipts Ledger Report

Receipt #	Line #	Date	Type	Description	Full Account Code	Amount
79377	1	9/30/2024	RC	HS/JH Stu. Type A	006-1512-0000-000000-100	\$ 6,023.50
79377	5	9/30/2024	RC	HS/JH ROA Stu. Type A	006-1512-0000-000000-100	(7,817.60)
79377	6	9/30/2024	RC	Eastern Stu. Type A	006-1512-0000-000000-300	2,326.25
79377	10	9/30/2024	RC	Eastern ROA Stu. Type A	006-1512-0000-000000-300	(1,975.80)
79377	11	9/30/2024	RC	Central Stu. Type A	006-1512-0000-000000-400	1,875.00
79377	15	9/30/2024	RC	Central ROA Stu. Type A	006-1512-0000-000000-400	(1,845.50)
79377	16	9/30/2024	RC	Western Stu. Type A	006-1512-0000-000000-500	1,431.00
79377	20	9/30/2024	RC	Western ROA Stu. Type A	006-1512-0000-000000-500	(1,478.00)
						\$ 32,540.89
Receipt:	1513					
79307	3	9/6/2024	RC	HS/JH Stu. ALa Carte	006-1513-0000-000000-100	2,181.05
79307	8	9/6/2024	RC	Eastern Stu. Ala Carte	006-1513-0000-000000-300	195.50
79307	13	9/6/2024	RC	Central Stu. Ala Carte	006-1513-0000-000000-400	2.25
79307	18	9/6/2024	RC	Western Stu. Ala Carte	006-1513-0000-000000-500	0.00
79308	3	9/13/2024	RC	HS/JH Stu. ALa Carte	006-1513-0000-000000-100	3,126.80
79308	8	9/13/2024	RC	Eastern Stu. Ala Carte	006-1513-0000-000000-300	256.05
79308	13	9/13/2024	RC	Central Stu. Ala Carte	006-1513-0000-000000-400	2.25
79308	18	9/13/2024	RC	Western Stu. Ala Carte	006-1513-0000-000000-500	0.00
79352	3	9/20/2024	RC	HS/JH Stu. ALa Carte	006-1513-0000-000000-100	3,000.35
79352	8	9/20/2024	RC	Eastern Stu. Ala Carte	006-1513-0000-000000-300	237.50
79352	13	9/20/2024	RC	Central Stu. Ala Carte	006-1513-0000-000000-400	32.25
79352	18	9/20/2024	RC	Western Stu. Ala Carte	006-1513-0000-000000-500	0.00
79377	3	9/30/2024	RC	HS/JH Stu. ALa Carte	006-1513-0000-000000-100	3,276.25
79377	8	9/30/2024	RC	Eastern Stu. Ala Carte	006-1513-0000-000000-300	281.15
79377	13	9/30/2024	RC	Central Stu. Ala Carte	006-1513-0000-000000-400	19.50
79377	18	9/30/2024	RC	Western Stu. Ala Carte	006-1513-0000-000000-500	2.25
						\$ 12,613.15
Receipt:	1514					
79307	2	9/6/2024	RC	HS/JH Stu. Milk	006-1514-0000-000000-100	19.50
79307	7	9/6/2024	RC	Eastern Stu. Milk	006-1514-0000-000000-300	1.00
79307	12	9/6/2024	RC	Central Stu. Milk	006-1514-0000-000000-400	9.50
79307	17	9/6/2024	RC	Western Stu. Milk	006-1514-0000-000000-500	3.00
79308	2	9/13/2024	RC	HS/JH Stu. Milk	006-1514-0000-000000-100	23.00
79308	7	9/13/2024	RC	Eastern Stu. Milk	006-1514-0000-000000-300	1.50
79308	12	9/13/2024	RC	Central Stu. Milk	006-1514-0000-000000-400	9.50
79308	17	9/13/2024	RC	Western Stu. Milk	006-1514-0000-000000-500	2.50
79352	2	9/20/2024	RC	HS/JH Stu. Milk	006-1514-0000-000000-100	15.50
79352	7	9/20/2024	RC	Eastern Stu. Milk	006-1514-0000-000000-300	3.00
79352	12	9/20/2024	RC	Central Stu. Milk	006-1514-0000-000000-400	16.00
79352	17	9/20/2024	RC	Western Stu. Milk	006-1514-0000-000000-500	1.50

Reporting Period: October 2024 (FY 2025)

10/2/24 1:42 PM

Start Date: 9/01/2024

End Date: 9/30/2024

LEXINGTON LOCAL SCHOOLS Receipts Ledger Report

Receipt #	Line #	Date	Type	Description	Full Account Code	Amount
79377	2	9/30/2024	RC	HS/JH Stu. Milk	006-1514-0000-000000-100	\$ 33.00
79377	7	9/30/2024	RC	Eastern Stu. Milk	006-1514-0000-000000-300	2.50
79377	12	9/30/2024	RC	Central Stu. Milk	006-1514-0000-000000-400	18.00
79377	17	9/30/2024	RC	Western Stu. Milk	006-1514-0000-000000-500	1.50
						\$ 160.50
Receipt:	1523					
79307	4	9/6/2024	RC	HS/JH Adult Ala Carte	006-1523-0000-000000-100	180.40
79307	9	9/6/2024	RC	Eastern Adult Ala Carte	006-1523-0000-000000-300	28.50
79307	14	9/6/2024	RC	Central Adult Ala Carte	006-1523-0000-000000-400	0.00
79307	19	9/6/2024	RC	Western Adult Ala Carte	006-1523-0000-000000-500	0.00
79308	4	9/13/2024	RC	HS/JH Adult Ala Carte	006-1523-0000-000000-100	170.55
79308	9	9/13/2024	RC	Eastern Adult Ala Carte	006-1523-0000-000000-300	39.75
79308	14	9/13/2024	RC	Central Adult Ala Carte	006-1523-0000-000000-400	4.25
79308	19	9/13/2024	RC	Western Adult Ala Carte	006-1523-0000-000000-500	1.00
79352	4	9/20/2024	RC	HS/JH Adult Ala Carte	006-1523-0000-000000-100	220.80
79352	9	9/20/2024	RC	Eastern Adult Ala Carte	006-1523-0000-000000-300	42.00
79352	14	9/20/2024	RC	Central Adult Ala Carte	006-1523-0000-000000-400	23.50
79352	19	9/20/2024	RC	Western Adult Ala Carte	006-1523-0000-000000-500	5.25
79377	4	9/30/2024	RC	HS/JH Adult Ala Carte	006-1523-0000-000000-100	238.00
79377	9	9/30/2024	RC	Eastern Adult Ala Carte	006-1523-0000-000000-300	63.40
79377	14	9/30/2024	RC	Central Adult Ala Carte	006-1523-0000-000000-400	8.50
79377	19	9/30/2024	RC	Western Adult Ala Carte	006-1523-0000-000000-500	4.50
						\$ 1,030.40
Receipt:	5300					
79314	5	9/13/2024	RC	GFS Rebate	006-5300-0000-000000-000	6,376.45
						\$ 6,376.45
						\$ 55,966.23
Fund:	007					
Receipt:	1410					
79378	5	9/30/2024	RC	Richland Bank Int - Minutemen	007-1410-9100-000000-000	358.33
						\$ 358.33
Fund:	010					
Receipt:	1410					
79378	7	9/30/2024	RC	Classroom Facilities Fund	010-1410-0000-000000-000	1,774.98
						\$ 1,774.98
Fund:	018					
Receipt:	1630					
79278	3	9/5/2024	RC	Eastern school fees princ acct	018-1630-9300-000000-000	8.00

Reporting Period: October 2024 (FY 2025)

10/2/24 1:42 PM

Start Date: 9/01/2024

End Date: 9/30/2024

LEXINGTON LOCAL SCHOOLS Receipts Ledger Report

Receipt #	Line #	Date	Type	Description	Full Account Code	Amount	
79312	1	9/13/2024	RC	Eastern fees princ acct	018-1630-9300-000000-000	\$ 28.00	
79331	1	9/17/2024	RC	Eastern fees princ acct	018-1630-9300-000000-000	6.00	
79362	3	9/26/2024	RC	Eastern school fees princ acct	018-1630-9300-000000-000	8.00	
79279	1	9/5/2024	RC	Eastern Run Club fees	018-1630-9303-000000-000	160.00	
79313	1	9/13/2024	RC	Eastern Run Club fees	018-1630-9303-000000-000	20.00	
79295	1	9/11/2024	RC	Central fees princ acct	018-1630-9400-000000-000	6.00	
79296	1	9/11/2024	RC	Central fees princ acct	018-1630-9400-000000-000	12.00	
79298	1	9/11/2024	RC	Kroger Check	018-1630-9400-000000-000	176.36	
79275	1	9/4/2024	RC	Kroger Check	018-1630-9500-000000-000	241.52	
79276	1	9/4/2024	RC	Western fees princ acct	018-1630-9500-000000-000	24.00	
79333	1	9/18/2024	RC	Western fees princ acct	018-1630-9500-000000-000	6.00	
						\$ 695.88	
Receipt:	1690						
79288	1	9/9/2024	RC	MD Coffee service	018-1690-9100-000000-000	202.00	
79336	1	9/17/2024	RC	PSAT	018-1690-9100-000000-000	126.00	
79337	1	9/17/2024	RC	MD Coffee service	018-1690-9100-000000-000	199.00	
79349	1	9/23/2024	RC	PSAT	018-1690-9100-000000-000	162.00	
79350	1	9/23/2024	RC	MD Coffee service	018-1690-9100-000000-000	169.68	
79335	1	9/18/2024	RC	Western Staff T-Shirts	018-1690-9500-000000-000	407.00	
						\$ 1,265.68	
Receipt:	1820						
79287	1	9/9/2024	RC	HS Donations PBIS	018-1820-9100-000000-000	191.33	
79325	2	9/19/2024	RC	MERRY MINUTEMEN DONATIONS - Acct Reclass	018-1820-9103-000000-000	885.18	
79311	1	9/13/2024	RC	Kona Ice Eastern PBIS	018-1820-9300-000000-000	250.00	
79332	1	9/17/2024	RC	Eastern Donation	018-1820-9300-000000-000	100.00	
						\$ 1,426.51	
Receipt:	1890						
79297	1	9/11/2024	RC	Central Lost Library book	018-1890-9401-000000-000	13.00	
79334	1	9/18/2024	RC	Lost/Damaged Library books	018-1890-9501-000000-000	39.00	
						\$ 52.00	
Fund:	019						\$ 3,440.07
Receipt:	1820						
79324	1	9/19/2024	RC	SCIENCE ENRICH FIELD TRIP - UNUSED GRANT REFUND	019-1820-9226-000000-000	91.55	
79324	3	9/19/2024	RC	SOCIAL STUDIES MAKERSPACE - UNUSED GRANT REFUND	019-1820-9228-000000-000	17.52	
79324	5	9/19/2024	RC	SCIENCE LAB ACTIVITY REVITALIZATION - UNUSED GRANT REFUND	019-1820-9229-000000-000	42.31	
79324	7	9/19/2024	RC	STEAMTASTIC LEARNING - UNUSED GRANT	019-1820-9230-000000-000	1.54	

Reporting Period: October 2024 (FY 2025)

10/2/24 1:42 PM

Start Date: 9/01/2024

End Date: 9/30/2024

LEXINGTON LOCAL SCHOOLS Receipts Ledger Report

Receipt #	Line #	Date	Type	Description	Full Account Code	Amount
				REFUND		
79324	9	9/19/2024	RC	SS BOARD GAME STUDIO - UNUSED GRANT REFUND	019-1820-9231-000000-000	\$ 136.47
79324	11	9/19/2024	RC	MARVELOUS MATHEMATICAL THINKING - UNUSED GRANT REFUND	019-1820-9232-000000-000	8.64
79324	13	9/19/2024	RC	FOOTPRINT IMPRESSIONS - UNUSED GRANT REFUND	019-1820-9233-000000-000	75.45
79324	15	9/19/2024	RC	CIRCUIT CRAZE - UNUSED GRANT REFUND	019-1820-9234-000000-000	29.99
79324	17	9/19/2024	RC	NOVELS IN VERSE BOOK CLUB - UNUSED GRANT REFUND	019-1820-9235-000000-000	12.35
79324	19	9/19/2024	RC	CODING EXPRESS BY LEGO EDUCATION - UNUSED GRANT REFUND	019-1820-9235-000000-000	2.05
79360	7	9/25/2024	RC	Richland Co Foundation Grant - Science: Oh Cool, Look at That	019-1820-9237-000000-000	1,389.79
79360	6	9/25/2024	RC	Richland Co Foundation Grant - Analyzing Skeletal Remains	019-1820-9238-000000-000	1,473.10
Receipt:	1890					\$ 3,280.76
79314	3	9/13/2024	RC	PTO Recycling-Central	019-1890-9121-000000-000	5.31
79360	3	9/25/2024	RC	PTO Recycling-Central	019-1890-9121-000000-000	2.65
79314	1	9/13/2024	RC	PTO Recycling-Eastern	019-1890-9122-000000-000	5.30
79360	1	9/25/2024	RC	PTO Recycling-Eastern	019-1890-9122-000000-000	2.65
79314	2	9/13/2024	RC	PTO Recycling-Western	019-1890-9123-000000-000	5.31
79360	2	9/25/2024	RC	PTO Recycling-Western	019-1890-9123-000000-000	2.65
						\$ 23.87
Fund:	024					\$ 3,304.63
Receipt:	1410					
79378	2	9/30/2024	RC	Richland Bank Int. 024	024-1410-0000-000000-000	1,336.95
Receipt:	1872					\$ 1,336.95
79339	1	9/20/2024	RC	Employees' Premiums September	024-1872-0000-000000-000	77,091.57
79340	1	9/20/2024	RC	Board's Premiums September	024-1872-0000-000000-000	422,937.40
						\$ 500,028.97
Fund:	034					\$ 501,365.92
Receipt:	1111					
79267	5	9/3/2024	RC	MH Tax Morrow - PI (.5 Mill)	034-1111-0000-000000-000	145.61
79319	5	9/16/2024	RC	MH TAX - Richland	034-1111-0000-000000-000	13.99
Receipt:	1122					\$ 159.60
79319	10	9/16/2024	RC	Pers Prop Utility - Richland	034-1122-0000-000000-000	2.35

Reporting Period: October 2024 (FY 2025)

10/2/24 1:42 PM

Start Date: 9/01/2024

End Date: 9/30/2024

LEXINGTON LOCAL SCHOOLS Receipts Ledger Report

Receipt #	Line #	Date	Type	Description	Full Account Code	Amount	
						\$ 2.35	
Receipt:	3132						
79367	8	9/27/2024	RC	Homestead for PI (.5 Mill)-Mor	034-3132-0000-000000-000	\$ 92.07	
						\$ 92.07	
						\$ 254.02	
Fund:	200						
Receipt:	1690						
79286	1	9/9/2024	RC	Yearbook ad sales	200-1690-9119-000000-000	865.00	
79348	1	9/23/2024	RC	Yearbook ad sales	200-1690-9119-000000-000	230.00	
79329	1	9/17/2024	RC	Recycling - Minutemen In Action	200-1690-9612-000000-000	13.74	
						\$ 1,108.74	
Receipt:	1820						
79300	1	9/11/2024	RC	NHS 9/11 Pay It Forward Donations	200-1820-9121-000000-000	812.00	
						\$ 812.00	
Receipt:	5300						
79282	1	9/11/2024	RC	Stale O/S Check - Prior FY	200-5300-9102-000000-000	350.00	
						\$ 350.00	
						\$ 2,270.74	
Fund:	300						
Receipt:	1610						
79268	1	9/3/2024	RC	FB adm vs. Shelby Online Sales	300-1610-9600-000000-700	158.00	
79268	2	9/3/2024	RC	Freshmen FB adm vs. Willard Online Sales	300-1610-9600-000000-700	12.00	
79271	1	9/3/2024	RC	FB adm vs. Shelby	300-1610-9600-000000-700	6,294.00	
79272	3	9/3/2024	RC	Fall Season Tickets	300-1610-9600-000000-000	140.00	
79269	1	9/4/2024	RC	FB adm vs. Shelby Online Sales	300-1610-9600-000000-700	1,904.00	
79269	2	9/4/2024	RC	Fall Season Tickets Online Sales	300-1610-9600-000000-000	140.00	
79273	1	9/4/2024	RC	JH VB adm vs. Mansfield	300-1610-9600-000000-714	242.00	
79270	1	9/5/2024	RC	FB adm vs. Shelby Online Sales	300-1610-9600-000000-700	8.00	
79270	2	9/5/2024	RC	VB adm vs. Ashland Online Sales	300-1610-9600-000000-702	30.00	
79283	1	9/6/2024	RC	Girls Soccer adm vs. Mansfield Sr.	300-1610-9600-000000-704	577.00	
79284	1	9/6/2024	RC	Freshman FB Adm vs. Ashland	300-1610-9600-000000-700	892.00	
79285	1	9/6/2024	RC	VB adm vs. Ashland	300-1610-9600-000000-702	799.00	
79280	1	9/9/2024	RC	Girls Soccer adm vs. Mansfield Sr. Online Sales	300-1610-9600-000000-704	47.00	
79280	2	9/9/2024	RC	VB adm vs. Ashland Online Sales	300-1610-9600-000000-702	8.00	
79289	1	9/9/2024	RC	JV FB Adm vs. Ashland	300-1610-9600-000000-700	718.00	
79290	1	9/9/2024	RC	Girls Soccer adm vs. Riverdale	300-1610-9600-000000-704	707.00	
79305	1	9/10/2024	RC	JV Girls Soccer adm vs. Ontario	300-1610-9600-000000-704	403.00	
79306	1	9/10/2024	RC	JH VB adm vs. West Holmes	300-1610-9600-000000-714	426.00	
79281	1	9/11/2024	RC	Girls Soccer adm vs. Riverdale Online Sales	300-1610-9600-000000-704	39.00	
79281	2	9/11/2024	RC	JH VB adm vs. West Holmes Online Sales	300-1610-9600-000000-714	17.00	

Reporting Period: October 2024 (FY 2025)

10/2/24 1:42 PM

Start Date: 9/01/2024

End Date: 9/30/2024

LEXINGTON LOCAL SCHOOLS Receipts Ledger Report

Receipt #	Line #	Date	Type	Description	Full Account Code	Amount
79281	3	9/11/2024	RC	JV FB adm vs. Ashland Online Sales	300-1610-9600-000000-700	\$ 40.00
79281	4	9/11/2024	RC	FB adm vs. North HS - Akron Online Sales	300-1610-9600-000000-700	29.00
79281	5	9/11/2024	RC	JV Girls Soccer adm vs. Ontario Online Sales	300-1610-9600-000000-704	16.00
79304	1	9/11/2024	RC	JV Girls Soccer adm vs. Madison	300-1610-9600-000000-704	306.00
79292	1	9/12/2024	RC	FB adm vs. North HS - Akron Online Sales	300-1610-9600-000000-700	16.00
79303	1	9/12/2024	RC	JH FB adm vs. Ashland	300-1610-9600-000000-713	1,910.00
79302	1	9/13/2024	RC	FB adm vs. North HS - Akron Online Sales	300-1610-9600-000000-700	16.00
79302	2	9/13/2024	RC	JH FB adm vs. Ashland Online Sales	300-1610-9600-000000-700	42.00
79315	1	9/13/2024	RC	JH VB adm vs. Clear Fork	300-1610-9600-000000-714	484.00
79316	1	9/13/2024	RC	Girls Soccer adm vs. Ashland	300-1610-9600-000000-704	1,007.00
79309	1	9/16/2024	RC	Girls Soccer adm vs. Ashland Online Sales	300-1610-9600-000000-704	59.00
79309	2	9/16/2024	RC	FB adm vs. North HS - Akron Online Sales	300-1610-9600-000000-700	50.00
79322	1	9/16/2024	RC	FB adm vs. North HS - Akron	300-1610-9600-000000-700	4,054.00
79310	1	9/17/2024	RC	FB adm vs. North HS - Akron Online Sales	300-1610-9600-000000-700	1,376.00
79320	1	9/18/2024	RC	Girls Soccer adm vs. Clear Fork Online Sales	300-1610-9600-000000-704	5.00
79321	1	9/18/2024	RC	Boys Soccer adm vs. Perry	300-1610-9600-000000-703	597.00
79323	1	9/19/2024	RC	FB adm vs. Wooster Online Sales	300-1610-9600-000000-700	13.00
79323	2	9/19/2024	RC	Boys Soccer adm vs. Perry Online Sales	300-1610-9600-000000-703	101.00
79326	1	9/20/2024	RC	FB adm vs. Wooster Online Sales	300-1610-9600-000000-700	8.00
79345	3	9/20/2024	RC	Fall Season Tickets	300-1610-9600-000000-000	100.00
79342	1	9/23/2024	RC	FB adm vs. Wooster Online Sales	300-1610-9600-000000-700	37.00
79346	1	9/23/2024	RC	FB adm vs. Wooster	300-1610-9600-000000-700	4,767.00
79347	1	9/23/2024	RC	Girls Soccer adm vs. Clear Fork	300-1610-9600-000000-704	1,441.00
79343	1	9/24/2024	RC	FB adm vs. Wooster Online Sales	300-1610-9600-000000-700	513.00
79353	1	9/24/2024	RC	Boys Soccer adm vs. Mt. Vernon	300-1610-9600-000000-703	921.00
79354	3	9/24/2024	RC	JH VB adm vs. Ashland	300-1610-9600-000000-714	520.00
79356	1	9/25/2024	RC	Girls Soccer adm vs. Clear Fork Online Sales	300-1610-9600-000000-704	18.00
79356	2	9/25/2024	RC	Boys Soccer adm vs. Mt. Vernon Online Sales	300-1610-9600-000000-703	40.00
79356	3	9/25/2024	RC	JV FB adm vs. Mansfield Sr. Online Sales	300-1610-9600-000000-700	6.00
79356	4	9/25/2024	RC	VB adm vs. Mansfield Sr. Online Sales	300-1610-9600-000000-702	16.00
79358	1	9/25/2024	RC	VB adm vs. Wooster	300-1610-9600-000000-702	1,249.00
79357	1	9/26/2024	RC	VB adm vs. Wooster Online Sales	300-1610-9600-000000-702	57.00
79361	1	9/26/2024	RC	JH FB adm vs. Wooster	300-1610-9600-000000-713	1,616.00
79361	2	9/26/2024	RC	Freshmen Boys Soccer adm vs. Ashland	300-1610-9600-000000-713	334.00
79368	1	9/27/2024	RC	JH FB adm vs. Wooster Online Sales	300-1610-9600-000000-713	18.00
79373	1	9/27/2024	RC	VB adm vs. Mansfield Sr.	300-1610-9600-000000-702	480.00
79373	2	9/27/2024	RC	JH VB adm vs. River Valley	300-1610-9600-000000-714	480.00
79374	1	9/27/2024	RC	Girls Soccer adm vs. Mansfield Christian/New Philly	300-1610-9600-000000-704	621.00
79369	1	9/30/2024	RC	Girls Soccer adm vs. Mansfield Christian/New	300-1610-9600-000000-704	16.00

Reporting Period: October 2024 (FY 2025)

10/2/24 1:42 PM

Start Date: 9/01/2024

End Date: 9/30/2024

LEXINGTON LOCAL SCHOOLS Receipts Ledger Report

Receipt #	Line #	Date	Type	Description	Full Account Code	Amount
				Philly Online Sales		
79369	2	9/30/2024	RC	VB adm vs. Mansfield Sr. Online Sales	300-1610-9600-000000-702	\$ 45.00
79371	1	9/30/2024	RC	JV FB adm vs. Mansfield Sr.	300-1610-9600-000000-700	508.00
Receipt:	1620					\$ 37,493.00
79271	2	9/3/2024	RC	FB Program Sales	300-1620-9600-000000-700	240.00
79322	2	9/16/2024	RC	FB Program Sales	300-1620-9600-000000-700	140.00
79346	2	9/23/2024	RC	FB Program Sales	300-1620-9600-000000-700	95.00
Receipt:	1690					\$ 475.00
79272	2	9/3/2024	RC	Program Ads	300-1690-9600-000000-000	325.00
79273	2	9/4/2024	RC	Program Ad	300-1690-9600-000000-000	200.00
79305	2	9/10/2024	RC	Program Ads	300-1690-9600-000000-000	620.00
79321	2	9/18/2024	RC	Patrons	300-1690-9600-000000-000	20.00
79344	1	9/20/2024	RC	Cheerleader Accessory Items	300-1690-9600-000000-000	1,400.00
79345	2	9/20/2024	RC	Program Ads	300-1690-9600-000000-000	625.00
79354	2	9/24/2024	RC	Program Ads	300-1690-9600-000000-000	200.00
Receipt:	1890					\$ 3,390.00
79272	1	9/3/2024	RC	Girls Golf Invite entry fee	300-1890-9600-000000-706	300.00
79289	2	9/9/2024	RC	Girls Golf Entry Fees	300-1890-9600-000000-706	650.00
79305	3	9/10/2024	RC	Girls Golf Entry Fees	300-1890-9600-000000-706	325.00
79345	1	9/20/2024	RC	Girls Golf Invite entry fee	300-1890-9600-000000-706	350.00
79354	1	9/24/2024	RC	Girls Golf Invite entry fee	300-1890-9600-000000-706	1,000.00
79372	1	9/30/2024	RC	Girls Golf Invite Entry Fees	300-1890-9600-000000-706	2,325.00
						\$ 4,950.00
Fund:	516					\$ 46,308.00
Receipt:	4220					
79366	1	9/27/2024	RC	IDEA-B Revenue	516-4220-9025-000000-000	52,661.44
						\$ 52,661.44
Fund:	572					
Receipt:	4220					
79365	1	9/27/2024	RC	Title I Revenue	572-4220-9025-000000-000	19,585.90
						\$ 19,585.90
Fund:	590					
Receipt:	4220					
79364	1	9/27/2024	RC	Title II-A Revenue	590-4220-9025-000000-000	7,371.31

Reporting Period: October 2024 (FY 2025)

10/2/24 1:42 PM

Start Date: 9/01/2024

End Date: 9/30/2024

LEXINGTON LOCAL SCHOOLS
Receipts Ledger Report

Receipt #	Line #	Date	Type	Description	Full Account Code	Amount
						\$ 7,371.31
						\$ 7,371.31
Grand Total						\$ 1,818,140.84

Reporting Period: September 2024 (FY 2025)
 As Of Period: 09/30/2024

10/2/24 1:50 PM

LEXINGTON LOCAL SCHOOLS
Revenue Account Summary

Fund-SCC	Description	FYTDReceivable	FYTD Received	MTD Received	YTD Received
SCC:	0000				
001-0000	GENERAL FUND	\$ 27,673,387.30	\$ 9,418,742.74	\$ 1,096,316.70	\$ 25,446,462.99
		\$ 27,673,387.30	\$ 9,418,742.74	\$ 1,096,316.70	\$ 25,446,462.99
SCC:	9412				
001-9412	GENERAL BUDGET RESERVE SET- ASIDE-1%/BWC	0.00	0.00	0.00	0.00
		\$ 0.00	\$ 0.00	\$ 0.00	\$ 0.00
SCC:	0000				
002-0000	BOND RETIREMENT FUND	3,434,135.16	1,414,460.44	4,700.20	3,462,493.81
003-0000	PERMANENT IMPROVEMENT FUND	770,289.09	297,982.83	2,844.41	758,821.30
004-0000	LFI BUILDING FUND	18,281.23	4,521.19	1,614.01	13,117.82
006-0000	FOOD SERVICE FUND	1,078,913.14	99,010.24	55,928.23	743,821.64
		\$ 5,301,618.62	\$ 1,815,974.70	\$ 65,086.85	\$ 4,978,254.57
SCC:	9100				
007-9100	LEXINGTON MINUTEMEN ACADEMIC SCHOLARSHIP FUND	19,768.86	4,285.71	358.33	16,811.20
		\$ 19,768.86	\$ 4,285.71	\$ 358.33	\$ 16,811.20
SCC:	9800				
007-9800	TERRY McCAMMON SCHOLARSHIP FUND	0.00	500.00	0.00	500.00
		\$ 0.00	\$ 500.00	\$ 0.00	\$ 500.00
SCC:	0000				
010-0000	CLASSROOM FACILITIES CONSTRUCTION FUND	23,654.60	5,502.60	1,774.98	16,525.25
		\$ 23,654.60	\$ 5,502.60	\$ 1,774.98	\$ 16,525.25
SCC:	9100				
018-9100	HIGH SCHOOL PRINCIPAL'S FUND	8,346.35	1,128.32	1,050.01	6,019.85
		\$ 8,346.35	\$ 1,128.32	\$ 1,050.01	\$ 6,019.85
SCC:	9101				
018-9101	HIGH SCHOOL FLOWER FUND	115.00	0.00	0.00	115.00
		\$ 115.00	\$ 0.00	\$ 0.00	\$ 115.00
SCC:	9102				
018-9102	HIGH SCHOOL ART	100.00	0.00	0.00	100.00
		\$ 100.00	\$ 0.00	\$ 0.00	\$ 100.00
SCC:	9103				
018-9103	MERRY MINUTEMEN PBIS	0.00	885.18	885.18	885.18
		\$ 0.00	\$ 885.18	\$ 885.18	\$ 885.18
SCC:	9200				
018-9200	JUNIOR HIGH PRINCIPAL'S FUND	3,485.63	891.69	0.00	1,603.51
		\$ 3,485.63	\$ 891.69	\$ 0.00	\$ 1,603.51
SCC:	9300				
018-9300	EASTERN PRINCIPAL'S FUND	18,332.77	2,273.00	400.00	10,051.98

Reporting Period: September 2024 (FY 2025)
 As Of Period: 09/30/2024

10/2/24 1:50 PM

LEXINGTON LOCAL SCHOOLS
Revenue Account Summary

Fund-SCC	Description	FYTDReceivable	FYTD Received	MTD Received	YTD Received
		\$ 18,332.77	\$ 2,273.00	\$ 400.00	\$ 10,051.98
SCC:	9301				
018-9301	EASTERN ELEMENTARY BOOKFAIR/BOXTOPS FUND	\$ 1,885.22	\$ 0.00	\$ 0.00	\$ 47.70
		\$ 1,885.22	\$ 0.00	\$ 0.00	\$ 47.70
SCC:	9302				
018-9302	EASTERN ELEMENTARY MATH	0.00	0.00	0.00	0.00
		\$ 0.00	\$ 0.00	\$ 0.00	\$ 0.00
SCC:	9303				
018-9303	EASTERN RUN CLUB	1,030.00	1,190.00	180.00	1,190.00
		\$ 1,030.00	\$ 1,190.00	\$ 180.00	\$ 1,190.00
SCC:	9400				
018-9400	CENTRAL PRINCIPAL'S FUND	2,478.52	720.36	194.36	2,140.66
		\$ 2,478.52	\$ 720.36	\$ 194.36	\$ 2,140.66
SCC:	9401				
018-9401	CENTRAL ELEMENTARY BOOKFAIR FUND	5,066.68	13.00	13.00	1,194.78
		\$ 5,066.68	\$ 13.00	\$ 13.00	\$ 1,194.78
SCC:	9402				
018-9402	CENTRAL ELEMENTARY ART	0.00	0.00	0.00	0.00
		\$ 0.00	\$ 0.00	\$ 0.00	\$ 0.00
SCC:	9500				
018-9500	WESTERN PRINCIPAL'S FUND	2,393.06	1,747.80	678.52	2,152.02
		\$ 2,393.06	\$ 1,747.80	\$ 678.52	\$ 2,152.02
SCC:	9501				
018-9501	WESTERN ELEMENTARY BOOKFAIR/BOXTOPS FUND	258.47	39.00	39.00	249.10
		\$ 258.47	\$ 39.00	\$ 39.00	\$ 249.10
SCC:	9503				
018-9503	WESTERN ELEMENTARY ART	0.00	0.00	0.00	0.00
		\$ 0.00	\$ 0.00	\$ 0.00	\$ 0.00
SCC:	9901				
018-9901	JUNIOR HIGH TEACHER ADVISORY FUND	0.00	0.00	0.00	0.00
		\$ 0.00	\$ 0.00	\$ 0.00	\$ 0.00
SCC:	9001				
019-9001	ACADEMIC BOOSTERS GRANTS	0.00	0.00	0.00	0.00
		\$ 0.00	\$ 0.00	\$ 0.00	\$ 0.00
SCC:	9121				
019-9121	CENTRAL ELEMENTARY PTO GRANTS	96.99	15.90	7.96	70.23
		\$ 96.99	\$ 15.90	\$ 7.96	\$ 70.23

Reporting Period: September 2024 (FY 2025)
 As Of Period: 09/30/2024

10/2/24 1:50 PM

LEXINGTON LOCAL SCHOOLS
Revenue Account Summary

Fund-SCC	Description	FYTDReceivable	FYTD Received	MTD Received	YTD Received
SCC:	9122				
019-9122	EASTERN ELEMENTARY PTO GRANTS	\$ 99.89	\$ 15.89	\$ 7.95	\$ 70.23
		\$ 99.89	\$ 15.89	\$ 7.95	\$ 70.23
SCC:	9123				
019-9123	WESTERN ELEMENTARY PTO GRANTS	98.44	15.88	7.96	70.20
		\$ 98.44	\$ 15.88	\$ 7.96	\$ 70.20
SCC:	9200				
019-9200	RICHLAND COUNTY FOUNDATION GRANT PLAYGROUND	0.00	0.00	0.00	0.00
		\$ 0.00	\$ 0.00	\$ 0.00	\$ 0.00
SCC:	9226				
019-9226	RICH CO FOUND GRANT-SCIENCE ENRICH FIELD TRIP	0.00	0.00	0.00	0.00
		\$ 0.00	\$ 0.00	\$ 0.00	\$ 0.00
SCC:	9228				
019-9228	RICH CO FOUND GRANT-SOCIAL STUDIES MAKERSPACE	0.00	0.00	0.00	0.00
		\$ 0.00	\$ 0.00	\$ 0.00	\$ 0.00
SCC:	9229				
019-9229	RICHLAND CO FOUND GRANT-SCIENCE LAB ACTIVITY REVITALIZATION	0.00	0.00	0.00	0.00
		\$ 0.00	\$ 0.00	\$ 0.00	\$ 0.00
SCC:	9230				
019-9230	RICHLAND CO FOUND GRANT-STEAMTASTIC LEARNING	0.00	0.00	0.00	0.00
		\$ 0.00	\$ 0.00	\$ 0.00	\$ 0.00
SCC:	9231				
019-9231	RICHLAND CO FOUND GRANT-SOCIAL STUDIES BOARD GAME STUDIO	0.00	0.00	0.00	0.00
		\$ 0.00	\$ 0.00	\$ 0.00	\$ 0.00
SCC:	9232				
019-9232	RICHLAND CO FOUND GRANT-MARVELOUS MATHEMATICAL THINKING	0.00	0.00	0.00	0.00
		\$ 0.00	\$ 0.00	\$ 0.00	\$ 0.00
SCC:	9233				
019-9233	RICHLAND CO FOUND GRANT-FOOTPRINT IMPRESSION LAB PROJECT	0.00	0.00	0.00	0.00
		\$ 0.00	\$ 0.00	\$ 0.00	\$ 0.00
SCC:	9234				

Reporting Period: September 2024 (FY 2025)

10/2/24 1:50 PM

As Of Period: 09/30/2024

LEXINGTON LOCAL SCHOOLS
Revenue Account Summary

Fund-SCC	Description	FYTDReceivable	FYTD Received	MTD Received	YTD Received
019-9234	RICHLAND CO FOUND GRANT-CIRCUIT CRAZE	\$ 0.00	\$ 0.00	\$ 0.00	\$ 0.00
SCC:	9235	\$ 0.00	\$ 0.00	\$ 0.00	\$ 0.00
019-9235	RICHLAND CO FOUND GRANT-NOVELS IN VERSE BOOK CLUB	0.00	2.05	2.05	2.05
SCC:	9236	\$ 0.00	\$ 2.05	\$ 2.05	\$ 2.05
019-9236	RICHLAND CO FOUND GRANT-CODING EXPRESS BY LEGO EDUCATION	0.00	(2.05)	(2.05)	(2.05)
SCC:	9237	\$ 0.00	\$ (2.05)	\$ (2.05)	\$ (2.05)
019-9237	RICHLAND CO FOUND GRANT-SCIENCE: OH COOL, LOOK AT THAT	1,389.79	1,389.79	1,389.79	1,389.79
SCC:	9238	\$ 1,389.79	\$ 1,389.79	\$ 1,389.79	\$ 1,389.79
019-9238	RICHLAND CO FOUND GRANT-ANALYZING SKELETAL REMAINS	1,473.10	1,473.10	1,473.10	1,473.10
SCC:	9301	\$ 1,473.10	\$ 1,473.10	\$ 1,473.10	\$ 1,473.10
019-9301	RICH CO FOUND/SECO ROBOTICS GRANT (HEIMANN)	0.00	0.00	0.00	0.00
SCC:	9302	\$ 0.00	\$ 0.00	\$ 0.00	\$ 0.00
019-9302	RICH CO RETIRED TEACHERS ASSOC	0.00	0.00	0.00	0.00
SCC:	9304	\$ 0.00	\$ 0.00	\$ 0.00	\$ 0.00
019-9304	RICHLAND CO RETIRED TEACHERS - HS ENGLISH	0.00	0.00	0.00	0.00
SCC:	9401	\$ 0.00	\$ 0.00	\$ 0.00	\$ 0.00
019-9401	MARTHA HOLDEN JENNINGS GRANT	0.00	0.00	0.00	1,084.00
SCC:	0000	\$ 0.00	\$ 0.00	\$ 0.00	\$ 1,084.00
024-0000	EMPLOYEE BENEFITS FUND FOR MEDICAL/DENTAL	5,846,960.65	1,509,610.39	501,365.92	4,540,964.08
034-0000	OFCC PROJECT MAINTENANCE FUND	191,195.82	80,384.39	254.02	196,260.10
SCC:	9101	\$ 6,038,156.47	\$ 1,589,994.78	\$ 501,619.94	\$ 4,737,224.18
200-9101	HIGH SCHOOL ART CLUB	0.00	0.00	0.00	0.00
SCC:	9101	\$ 0.00	\$ 0.00	\$ 0.00	\$ 0.00

Reporting Period: September 2024 (FY 2025)
 As Of Period: 09/30/2024

10/2/24 1:50 PM

LEXINGTON LOCAL SCHOOLS
Revenue Account Summary

Fund-SCC	Description	FYTDReceivable	FYTD Received	MTD Received	YTD Received
SCC:	9102				
200-9102	HIGH SCHOOL DRAMA CLUB	\$ 9,259.47	\$ 329.70	\$ 0.00	\$ 9,589.17
		\$ 9,259.47	\$ 329.70	\$ 0.00	\$ 9,589.17
SCC:	9104				
200-9104	HIGH SCHOOL LEADERSHIP COUNCIL	2,086.00	0.00	0.00	2,086.00
		\$ 2,086.00	\$ 0.00	\$ 0.00	\$ 2,086.00
SCC:	9107				
200-9107	HIGH SCHOOL SPANISH CLUB	420.00	0.00	0.00	0.00
		\$ 420.00	\$ 0.00	\$ 0.00	\$ 0.00
SCC:	9108				
200-9108	HIGH SCHOOL LEO CLUB	816.68	0.00	0.00	0.00
		\$ 816.68	\$ 0.00	\$ 0.00	\$ 0.00
SCC:	9114				
200-9114	HIGH SCHOOL STUDENT COUNCIL FUND	4,278.50	0.00	0.00	3,663.50
		\$ 4,278.50	\$ 0.00	\$ 0.00	\$ 3,663.50
SCC:	9115				
200-9115	HIGH SCHOOL KEY CLUB	1,745.00	0.00	0.00	0.00
		\$ 1,745.00	\$ 0.00	\$ 0.00	\$ 0.00
SCC:	9116				
200-9116	HIGH SCHOOL CHESS CLUB	0.00	0.00	0.00	0.00
		\$ 0.00	\$ 0.00	\$ 0.00	\$ 0.00
SCC:	9119				
200-9119	HIGH SCHOOL YEARBOOK FUND	11,476.00	8,355.00	1,095.00	11,060.00
		\$ 11,476.00	\$ 8,355.00	\$ 1,095.00	\$ 11,060.00
SCC:	9120				
200-9120	HIGH SCHOOL JOURNALISM FUND	0.00	0.00	0.00	0.00
		\$ 0.00	\$ 0.00	\$ 0.00	\$ 0.00
SCC:	9121				
200-9121	HIGH SCHOOL NATIONAL HONOR SOCIETY	3,943.00	2,402.00	812.00	3,437.00
		\$ 3,943.00	\$ 2,402.00	\$ 812.00	\$ 3,437.00
SCC:	9201				
200-9201	JUNIOR HIGH ART CLUB	681.29	0.00	0.00	681.29
		\$ 681.29	\$ 0.00	\$ 0.00	\$ 681.29
SCC:	9204				
200-9204	JUNIOR HIGH STUDENT COUNCIL FUND	1,503.00	0.00	0.00	557.00
		\$ 1,503.00	\$ 0.00	\$ 0.00	\$ 557.00
SCC:	9205				
200-9205	JUNIOR HIGH LIBRARY CLUB	0.00	0.00	0.00	0.00

Reporting Period: September 2024 (FY 2025)
 As Of Period: 09/30/2024

10/2/24 1:50 PM

LEXINGTON LOCAL SCHOOLS
Revenue Account Summary

Fund-SCC	Description	FYTDReceivable	FYTD Received	MTD Received	YTD Received
		\$ 0.00	\$ 0.00	\$ 0.00	\$ 0.00
SCC:	9301				
200-9301	EASTERN ELEMENTARY STUDENT ACTIVITY FUND	\$ 257.46	\$ 0.00	\$ 0.00	\$ 257.46
		\$ 257.46	\$ 0.00	\$ 0.00	\$ 257.46
SCC:	9302				
200-9302	EASTERN ELEMENTARY ROBOTICS FUND	0.00	0.00	0.00	0.00
		\$ 0.00	\$ 0.00	\$ 0.00	\$ 0.00
SCC:	9611				
200-9611	HIGH SCHOOL INFORMED TEENS FUND	103.82	0.00	0.00	79.55
		\$ 103.82	\$ 0.00	\$ 0.00	\$ 79.55
SCC:	9612				
200-9612	JUNIOR HIGH INFORMED TEENS FUND	40.26	13.74	13.74	43.86
		\$ 40.26	\$ 13.74	\$ 13.74	\$ 43.86
SCC:	9115				
300-9115	JAZZ BAND	0.00	0.00	0.00	0.00
		\$ 0.00	\$ 0.00	\$ 0.00	\$ 0.00
SCC:	9116				
300-9116	CHOIR	0.00	0.00	0.00	0.00
		\$ 0.00	\$ 0.00	\$ 0.00	\$ 0.00
SCC:	9206				
300-9206	JUNIOR HIGH PHYS ED DEPARTMENT FUND	0.00	0.00	0.00	0.00
		\$ 0.00	\$ 0.00	\$ 0.00	\$ 0.00
SCC:	9210				
300-9210	JR HIGH INSTRUMENTAL	0.00	0.00	0.00	0.00
		\$ 0.00	\$ 0.00	\$ 0.00	\$ 0.00
SCC:	9600				
300-9600	ATHLETIC FUND	308,500.00	120,711.00	46,308.00	213,125.12
		\$ 308,500.00	\$ 120,711.00	\$ 46,308.00	\$ 213,125.12
SCC:	9601				
300-9601	ATHLETIC CAPITAL FUND	46,000.00	15,850.00	0.00	28,350.00
		\$ 46,000.00	\$ 15,850.00	\$ 0.00	\$ 28,350.00
SCC:	9602				
300-9602	ORCHESTRA	0.00	150.00	0.00	150.00
		\$ 0.00	\$ 150.00	\$ 0.00	\$ 150.00
SCC:	9603				
300-9603	ELEMENTARY MUSIC	0.00	0.00	0.00	0.00
		\$ 0.00	\$ 0.00	\$ 0.00	\$ 0.00

Reporting Period: September 2024 (FY 2025)
 As Of Period: 09/30/2024

10/2/24 1:50 PM

LEXINGTON LOCAL SCHOOLS
Revenue Account Summary

Fund-SCC	Description	FYTDReceivable	FYTD Received	MTD Received	YTD Received
SCC:	9605				
300-9605	BAND	\$ 0.00	\$ 0.00	\$ 0.00	\$ 0.00
		\$ 0.00	\$ 0.00	\$ 0.00	\$ 0.00
SCC:	9024				
451-9024	DATA COMMUNICATION FUND	9,000.00	0.00	0.00	5,257.15
		\$ 9,000.00	\$ 0.00	\$ 0.00	\$ 5,257.15
SCC:	9025				
451-9025	DATA COMMUNICATION FUND	0.00	0.00	0.00	0.00
		\$ 0.00	\$ 0.00	\$ 0.00	\$ 0.00
SCC:	9024				
516-9024	IDEA PART B GRANTS	6,603.49	6,603.49	0.00	227,705.10
		\$ 6,603.49	\$ 6,603.49	\$ 0.00	\$ 227,705.10
SCC:	9025				
516-9025	IDEA PART B GRANTS	549,729.20	52,661.44	52,661.44	52,661.44
		\$ 549,729.20	\$ 52,661.44	\$ 52,661.44	\$ 52,661.44
SCC:	9024				
572-9024	TITLE I DISADVANTAGED CHILDREN	63,455.12	63,455.12	0.00	200,453.49
		\$ 63,455.12	\$ 63,455.12	\$ 0.00	\$ 200,453.49
SCC:	9025				
572-9025	TITLE I DISADVANTAGED CHILDREN	336,577.07	19,585.90	19,585.90	19,585.90
		\$ 336,577.07	\$ 19,585.90	\$ 19,585.90	\$ 19,585.90
SCC:	9924				
584-9924	STRONGER CONNECTIONS GRANT	35,950.58	35,950.58	0.00	67,818.24
		\$ 35,950.58	\$ 35,950.58	\$ 0.00	\$ 67,818.24
SCC:	9025				
587-9025	IDEA PRESCHOOL-HANDICAPPED	12,914.68	0.00	0.00	0.00
590-9025	IMPROVING TEACHER QUALITY	72,515.08	7,371.31	7,371.31	7,371.31
		\$ 85,429.76	\$ 7,371.31	\$ 7,371.31	\$ 7,371.31
Grand Total		\$ 40,581,091.46	\$ 13,180,238.72	\$ 1,799,331.02	\$ 36,079,618.10

Reporting Period: September 2024 (FY 2025)

10/2/24 1:49 PM

As Of Period: 09/30/2024

LEXINGTON LOCAL SCHOOLS Appropriation Summary Report

Fund-SCC	Description	FYTD Appropriated	Prior Year Encumbrance	FYTD Expendable	FYTD Expended	MTD Expended	Encumbrance	Future Encumbrance	FYTD Unencumbered	Percent Expended/Encumbered
001-0000	GENERAL FUND	\$ 29,307,416.80	\$ 718,410.33	\$ 30,025,827.13	\$ 7,862,701.05	\$ 2,494,534.44	\$ 3,468,357.48	\$ 0.00	\$ 18,694,768.60	37.74 %
001-9412	GENERAL BUDGET RESERVE SET-ASIDE-1%/BWC	0.00	0.00	0.00	0.00	0.00	0.00	0.00	0.00	0.00
002-0000	BOND RETIREMENT FUND	3,109,111.95	0.00	3,109,111.95	2,201,899.79	2,180,139.97	858,928.13	0.00	48,284.03	98.45
003-0000	PERMANENT IMPROVEMENT FUND	772,585.05	0.00	772,585.05	312,760.02	4,880.29	8,848.00	0.00	450,977.03	41.63
004-0000	LFI BUILDING FUND	59,217.97	0.00	59,217.97	1,682.97	1,682.97	0.00	0.00	57,535.00	2.84
006-0000	FOOD SERVICE FUND	1,035,327.81	267.29	1,035,595.10	194,212.25	87,558.64	209,962.43	0.00	631,420.42	39.03
007-9100	LEXINGTON MINUTEMEN ACADEMIC SCHOLARSHIP FUND	18,200.00	0.00	18,200.00	0.00	0.00	0.00	0.00	18,200.00	0.00
007-9800	TERRY McCAMMON SCHOLARSHIP FUND	0.00	0.00	0.00	0.00	0.00	0.00	0.00	0.00	0.00
010-0000	CLASSROOM FACILITIES CONSTRUCTION FUND	196,786.72	0.00	196,786.72	65,930.16	65,930.16	0.00	0.00	130,856.56	33.50
018-9100	HIGH SCHOOL PRINCIPAL'S FUND	8,566.85	0.00	8,566.85	134.00	0.00	2,166.00	0.00	6,266.85	26.85
018-9101	HIGH SCHOOL FLOWER FUND	166.00	0.00	166.00	88.00	0.00	212.00	0.00	(134.00)	180.72
018-9102	HIGH SCHOOL ART	0.00	0.00	0.00	0.00	0.00	0.00	0.00	0.00	0.00
018-9103	MERRY MINUTEMEN PBIS	0.00	0.00	0.00	0.00	0.00	5,000.00	0.00	(5,000.00)	0.00
018-9200	JUNIOR HIGH PRINCIPAL'S FUND	5,698.87	0.00	5,698.87	165.00	165.00	0.00	0.00	5,533.87	2.90
018-9300	EASTERN PRINCIPAL'S FUND	17,152.81	0.00	17,152.81	1,050.18	1,050.18	600.00	0.00	15,502.63	9.62
018-9301	EASTERN ELEMENTARY BOOKFAIR/BOXTOPS FUND	2,934.01	0.00	2,934.01	0.00	0.00	4,500.00	0.00	(1,565.99)	153.37
018-9302	EASTERN ELEMENTARY MATH	0.00	0.00	0.00	0.00	0.00	0.00	0.00	0.00	0.00
018-9303	EASTERN RUN CLUB	1,149.04	0.00	1,149.04	64.00	64.00	1,340.00	0.00	(254.96)	122.19
018-9400	CENTRAL PRINCIPAL'S FUND	4,781.55	0.00	4,781.55	3,281.90	3,568.74	2,096.06	0.00	(596.41)	112.47
018-9401	CENTRAL	3,722.44	0.00	3,722.44	0.00	0.00	0.00	0.00	3,722.44	0.00

Reporting Period: September 2024 (FY 2025)

10/2/24 1:49 PM

As Of Period: 09/30/2024

LEXINGTON LOCAL SCHOOLS Appropriation Summary Report

Fund-SCC	Description	FYTD Appropriated	Prior Year Encumbrance	FYTD Expendable	FYTD Expended	MTD Expended	Encumbrance	Future Encumbrance	FYTD Unencumbered	Percent Expended/Encumbered
018-9402	ELEMENTARY BOOKFAIR FUND	\$ 0.00	\$ 0.00	\$ 0.00	\$ 0.00	\$ 0.00	\$ 0.00	\$ 0.00	\$ 0.00	0.00 %
018-9500	CENTRAL ELEMENTARY ART WESTERN PRINCIPAL'S FUND	6,104.54	1,253.00	7,357.54	5,435.37	0.00	2,767.33	0.00	(845.16)	111.49
018-9501	WESTERN ELEMENTARY BOOKFAIR/BOXTOP S FUND	0.00	0.00	0.00	0.00	0.00	0.00	0.00	0.00	0.00
018-9503	WESTERN ELEMENTARY ART	0.00	0.00	0.00	0.00	0.00	0.00	0.00	0.00	0.00
018-9901	JUNIOR HIGH TEACHER ADVISORY FUND	0.00	0.00	0.00	0.00	0.00	0.00	0.00	0.00	0.00
019-9001	ACADEMIC BOOSTERS GRANTS	0.00	0.00	0.00	0.00	0.00	0.00	0.00	0.00	0.00
019-9121	CENTRAL ELEMENTARY PTO GRANTS	2,500.00	0.00	2,500.00	0.00	0.00	0.00	0.00	2,500.00	0.00
019-9122	EASTERN ELEMENTARY PTO GRANTS	2,500.00	0.00	2,500.00	0.00	0.00	0.00	0.00	2,500.00	0.00
019-9123	WESTERN ELEMENTARY PTO GRANTS	2,500.00	0.00	2,500.00	0.00	0.00	0.00	0.00	2,500.00	0.00
019-9200	RICHLAND COUNTY FOUNDATION GRANT PLAYGROUND	200.00	0.00	200.00	0.00	0.00	0.00	0.00	200.00	0.00
019-9226	RICH CO FOUND GRANT-SCIENCE ENRICH FIELD TRIP	91.55	0.00	91.55	91.55	91.55	0.00	0.00	0.00	100.00
019-9228	RICH CO FOUND GRANT-SOCIAL STUDIES MAKERSPACE	17.52	0.00	17.52	17.52	17.52	0.00	0.00	0.00	100.00
019-9229	RICHLAND CO FOUND GRANT-SCIENCE LAB ACTIVITY REVITALIZATION	42.31	0.00	42.31	42.31	42.31	0.00	0.00	0.00	100.00
019-9230	RICHLAND CO FOUND GRANT-STEAMTASTIC LEARNING	1.54	0.00	1.54	1.54	1.54	0.00	0.00	0.00	100.00
019-9231	RICHLAND CO FOUND GRANT-	136.47	0.00	136.47	136.47	136.47	0.00	0.00	0.00	100.00

Reporting Period: September 2024 (FY 2025)

10/2/24 1:49 PM

As Of Period: 09/30/2024

LEXINGTON LOCAL SCHOOLS Appropriation Summary Report

Fund-SCC	Description	FYTD Appropriated	Prior Year Encumbrance	FYTD Expendable	FYTD Expended	MTD Expended	Encumbrance	Future Encumbrance	FYTD Unencumbered	Percent Expended/Encumbered
019-9232	SOCIAL STUDIES BOARD GAME STUDIO RICHLAND CO FOUND GRANT-MARVELOUS MATHEMATICAL THINKING	\$ 8.64	\$ 0.00	\$ 8.64	\$ 8.64	\$ 8.64	\$ 0.00	\$ 0.00	\$ 0.00	100.00 %
019-9233	RICHLAND CO FOUND GRANT-FOOTPRINT IMPRESSION LAB PROJECT	75.45	0.00	75.45	75.45	75.45	0.00	0.00	0.00	100.00
019-9234	RICHLAND CO FOUND GRANT-CIRCUIT CRAZE	29.99	0.00	29.99	29.99	29.99	0.00	0.00	0.00	100.00
019-9235	RICHLAND CO FOUND GRANT-NOVELS IN VERSE BOOK CLUB	12.35	0.00	12.35	14.40	14.40	0.00	0.00	(2.05)	116.60
019-9236	RICHLAND CO FOUND GRANT-CODING EXPRESS BY LEGO EDUCATION	2.05	0.00	2.05	0.00	0.00	0.00	0.00	2.05	0.00
019-9237	RICHLAND CO FOUND GRANT-SCIENCE: OH COOL, LOOK AT THAT	1,389.79	0.00	1,389.79	0.00	0.00	1,395.00	0.00	(5.21)	100.37
019-9238	RICHLAND CO FOUND GRANT-ANALYZING SKELETAL REMAINS	1,473.10	0.00	1,473.10	0.00	0.00	0.00	0.00	1,473.10	0.00
019-9301	RICH CO FOUND/SECO ROBOTICS GRANT (HEIMANN)	31.72	0.00	31.72	0.00	0.00	0.00	0.00	31.72	0.00
019-9302	RICH CO RETIRED TEACHERS ASSOC	150.00	0.00	150.00	0.00	0.00	0.00	0.00	150.00	0.00
019-9304	RICHLAND CO RETIRED TEACHERS - HS ENGLISH	200.00	0.00	200.00	0.00	0.00	0.00	0.00	200.00	0.00
019-9401	MARTHA HOLDEN JENNINGS GRANT	0.00	0.00	0.00	0.00	0.00	0.00	0.00	0.00	0.00
024-0000	EMPLOYEE BENEFITS FUND	6,050,847.82	0.00	6,050,847.82	1,485,191.43	560,850.74	499,177.43	0.00	4,066,478.96	32.79

Reporting Period: September 2024 (FY 2025)

10/2/24 1:49 PM

As Of Period: 09/30/2024

LEXINGTON LOCAL SCHOOLS Appropriation Summary Report

Fund-SCC	Description	FYTD Appropriated	Prior Year Encumbrance	FYTD Expendable	FYTD Expended	MTD Expended	Encumbrance	Future Encumbrance	FYTD Unencumbered	Percent Expended/Encumbered
034-0000	FOR MEDICAL/DENTAL OFCC PROJECT MAINTENANCE FUND	\$ 6,500.00	\$ 0.00	\$ 6,500.00	\$ 1,252.62	\$ 19.76	\$ 0.00	\$ 0.00	\$ 5,247.38	19.27 %
200-9101	HIGH SCHOOL ART CLUB	0.00	0.00	0.00	0.00	0.00	0.00	0.00	0.00	0.00
200-9102	HIGH SCHOOL DRAMA CLUB	12,640.83	1,521.29	14,162.12	916.00	0.00	605.29	0.00	12,640.83	10.74
200-9104	HIGH SCHOOL LEADERSHIP COUNCIL	602.94	0.00	602.94	0.00	0.00	0.00	0.00	602.94	0.00
200-9107	HIGH SCHOOL SPANISH CLUB	0.00	385.60	385.60	385.60	0.00	0.00	0.00	0.00	100.00
200-9108	HIGH SCHOOL LEO CLUB	538.72	0.00	538.72	40.00	40.00	800.00	0.00	(301.28)	155.93
200-9114	HIGH SCHOOL STUDENT COUNCIL FUND	4,376.96	0.00	4,376.96	1,031.89	1,031.89	1,668.11	0.00	1,676.96	61.69
200-9115	HIGH SCHOOL KEY CLUB	2,183.16	0.00	2,183.16	0.00	0.00	0.00	0.00	2,183.16	0.00
200-9116	HIGH SCHOOL CHESS CLUB	144.46	0.00	144.46	100.00	100.00	0.00	0.00	44.46	69.22
200-9119	HIGH SCHOOL YEARBOOK FUND	22,500.00	0.00	22,500.00	13,537.10	0.00	825.00	0.00	8,137.90	63.83
200-9120	HIGH SCHOOL JOURNALISM FUND	223.60	0.00	223.60	0.00	0.00	0.00	0.00	223.60	0.00
200-9121	HIGH SCHOOL NATIONAL HONOR SOCIETY	3,523.51	0.00	3,523.51	1,351.78	1,351.78	1,165.22	0.00	1,006.51	71.43
200-9201	JUNIOR HIGH ART CLUB	500.00	0.00	500.00	0.00	0.00	0.00	0.00	500.00	0.00
200-9204	JUNIOR HIGH STUDENT COUNCIL FUND	539.45	2,084.00	2,623.45	1,862.00	0.00	300.00	0.00	461.45	82.41
200-9205	JUNIOR HIGH LIBRARY CLUB	0.00	0.00	0.00	0.00	0.00	0.00	0.00	0.00	0.00
200-9301	EASTERN ELEMENTARY STUDENT ACTIVITY FUND	968.56	0.00	968.56	0.00	0.00	0.00	0.00	968.56	0.00
200-9302	EASTERN ELEMENTARY ROBOTICS FUND	575.16	0.00	575.16	0.00	0.00	0.00	0.00	575.16	0.00
200-9611	HIGH SCHOOL INFORMED TEENS FUND	387.90	0.00	387.90	0.00	0.00	0.00	0.00	387.90	0.00
200-9612	JUNIOR HIGH	185.26	0.00	185.26	0.00	0.00	0.00	0.00	185.26	0.00

Reporting Period: September 2024 (FY 2025)

10/2/24 1:49 PM

As Of Period: 09/30/2024

LEXINGTON LOCAL SCHOOLS Appropriation Summary Report

Fund-SCC	Description	FYTD Appropriated	Prior Year Encumbrance	FYTD Expendable	FYTD Expended	MTD Expended	Encumbrance	Future Encumbrance	FYTD Unencumbered	Percent Expended/Encumbered
	INFORMED TEENS FUND									
300-9115	JAZZ BAND	\$ 757.62	\$ 0.00	\$ 757.62	\$ 0.00	\$ 0.00	\$ 0.00	\$ 0.00	\$ 757.62	0.00 %
300-9116	CHOIR	373.05	0.00	373.05	0.00	0.00	0.00	0.00	373.05	0.00
300-9206	JUNIOR HIGH PHYS ED DEPARTMENT FUND	545.33	121.96	667.29	0.00	0.00	1,321.96	0.00	(654.67)	198.11
300-9210	JR HIGH INSTRUMENTAL	0.00	0.00	0.00	0.00	0.00	0.00	0.00	0.00	0.00
300-9600	ATHLETIC FUND	308,350.00	1,113.83	309,463.83	136,754.92	38,130.28	121,422.08	0.00	51,286.83	83.43
300-9601	ATHLETIC CAPITAL FUND	40,991.60	0.00	40,991.60	4,500.00	3,000.00	1,500.00	0.00	34,991.60	14.64
300-9602	ORCHESTRA	0.00	0.00	0.00	0.00	0.00	0.00	0.00	0.00	0.00
300-9603	ELEMENTARY MUSIC	1,000.00	0.00	1,000.00	0.00	0.00	0.00	0.00	1,000.00	0.00
300-9605	BAND	232.95	0.00	232.95	0.00	0.00	0.00	0.00	232.95	0.00
451-9024	DATA COMMUNICATION FUND	0.00	0.00	0.00	0.00	(9,000.00)	0.00	0.00	0.00	0.00
451-9025	DATA COMMUNICATION FUND	9,000.00	0.00	9,000.00	9,000.00	9,000.00	0.00	0.00	0.00	100.00
516-9024	IDEA PART B GRANTS	0.00	0.00	0.00	0.00	0.00	0.00	0.00	0.00	0.00
516-9025	IDEA PART B GRANTS	549,729.20	0.00	549,729.20	87,385.16	47,732.74	821,416.06	0.00	(359,072.02)	165.32
572-9024	TITLE I DISADVANTAGED CHILDREN	49,870.24	0.00	49,870.24	9,822.12	0.00	0.00	0.00	40,048.12	19.70
572-9025	TITLE I DISADVANTAGED CHILDREN	296,528.95	0.00	296,528.95	38,644.05	29,634.95	12,684.09	0.00	245,200.81	17.31
584-9924	STRONGER CONNECTIONS GRANT	0.00	0.00	0.00	0.00	0.00	0.00	0.00	0.00	0.00
587-9025	IDEA PRESCHOOL-HANDICAPPED	12,914.68	0.00	12,914.68	0.00	0.00	11,056.50	0.00	1,858.18	85.61
590-9025	IMPROVING TEACHER QUALITY	72,515.08	0.00	72,515.08	13,983.88	10,114.47	0.00	0.00	58,531.20	19.28
Grand Total		\$ 42,010,331.92	\$ 725,157.30	\$ 42,735,489.22	\$ 12,455,581.11	\$ 5,531,998.87	\$ 6,040,114.17	\$ 0.00	\$ 24,239,793.94	