

LEXINGTON LOCAL SCHOOLS



FINANCIAL REPORT
FOR THE PERIOD ENDING
JULY 31, 2024

PREPARED BY
JASON WHITESEL, TREASURER/CFO

Date: 08/02/2024
Time: 14:56

LEXINGTON LOCAL SCHOOLS
Cash Reconciliation as of 07/31/2024

Page: 1

Gross Depository Balances:

Richland Bank MMA 5719	\$327,974.48
Richland Bank Sweep Acct 3520	\$328,888.13
Richland Bank General Acct 0580	\$300,000.00
Richland Bank Anthem Sweep 3523	\$750,493.77
Richland Bank EE Benefits 3180	\$0.00
Richland Bank Payroll Acct 9780	\$27,012.03
Richland Bank Athletic Acct 3280	\$5,595.00

Total Depository Balances (Gross) \$1,739,963.41

Adjustments to Bank Balance:

Cash in Transit to Bank	\$0.00
Outstanding Checks	(\$430,002.18)
Adjustments:	
Vision Adjustment	\$21.86
Municipal Income Tax Deduction	(\$361.75)

Total Adjustments to Bank Balance (\$430,342.07)

Investments:

Treasury Bonds and Notes	\$6,017,630.26
Certificate of Deposits	\$2,973,096.79
Other Securities	\$0.00
Other Investments:	
Richland Bank MMA 5750	\$1,122,710.03
Richland Bank MMA R252	\$798,065.91

Total Investments \$10,911,502.99

Cash on Hand:

Petty Cash:	
Treasurer's Office	\$100.00
High School	\$0.00
Junior High School	\$0.00
Eastern, Central, Western	\$0.00
Change Cash:	
Athletic Change	\$0.00
Junior High School Change	\$0.00
Central Change	\$0.00
Cash with Fiscal Agent	\$0.00

Total Cash on Hand \$100.00

Total Balances \$12,221,224.33

Total Fund Balance \$12,221,224.33

Depository Clearance Accounts:

July 01, 2024 through July 31, 2024

Account Name : Lexington Local SD Managing Agency

Account No : 5750

Summary Of Investment Holdings

Shares or Par Value	Investment Category		Avg Unit Cost	Cost Basis	Unit Price	Market Value	Estimated Ann Inc	Current Yield
<u>Money Markets - Taxable</u>								
1,122,710.03	Northern Instl Government Select Portfolio		1.00	1,122,710.03	1.00	1,122,710.03	58,268.65	5.19%
Totals				1,122,710.03		1,122,710.03	58,268.65	5.19%
<u>Marketable CDs</u>								
248,000	Live Oak Banking Company	1.250%	09/13/2024	100.00	248,000.00	99.53	246,839.50	3,100.00 1.26%
200,000	Industrial & Com Bank	0.350%	02/11/2025	100.00	200,000.00	97.58	195,168.82	700.00 0.36%
150,000	Barclays Bk Del	2.950%	05/12/2025	100.00	150,000.00	98.46	147,689.49	4,425.00 3.00%
248,000	Goldman Sachs Bk USA	0.800%	08/18/2025	100.00	248,000.00	95.96	237,978.45	1,984.00 0.83%
200,000	First Ctznz Bk & Tr Co Rale	4.700%	10/28/2025	100.00	200,000.00	99.92	199,840.02	9,400.00 4.70%
200,000	Morgan Stanley Private Bk N	4.050%	09/30/2026	100.00	200,000.00	98.59	197,182.40	8,100.00 4.11%
200,000	Morgan Stanley Bk N A	4.950%	10/30/2026	100.00	200,000.00	100.07	200,137.82	9,900.00 4.95%
248,000	Somerset Tr Co Pa	4.350%	01/13/2027	100.00	248,000.00	99.73	247,323.98	10,788.00 4.36%
200,000	First Bank Chicago	5.000%	05/07/2027	100.00	200,000.00	100.09	200,188.23	10,000.00 5.00%
243,000	Bankers Bk Madison WI	4.250%	11/24/2027	100.00	243,000.00	99.61	242,046.40	10,327.50 4.27%
200,000	Dmb Cmnty Bk Deforest Wis	4.450%	12/06/2027	100.00	200,000.00	100.24	200,479.34	8,900.00 4.44%
243,000	Discover Bk	4.400%	04/17/2028	100.04	243,096.79	100.26	243,641.44	10,692.00 4.39%
243,000	Bmo Harris Bk Natl Assn Chi	4.500%	05/16/2028	100.00	243,000.00	100.61	244,482.67	10,935.00 4.47%
150,000	United Fid Bk Fsb Evansvile	4.500%	06/29/2028	100.00	150,000.00	102.96	154,436.51	6,750.00 4.37%
Totals				2,973,096.79		2,957,435.07	106,001.50	3.58%
<u>U.S. Treasury Bills</u>								
2,025,000	United States Treas Bills		08/22/2024	98.76	1,999,906.10	99.69	2,018,774.81	103,280.52 5.12%
1,012,000	US Treasury Bills		10/24/2024	98.78	999,611.39	98.80	999,850.94	52,172.22 5.22%
Totals				2,999,517.49		3,018,625.75	155,452.74	5.15%
<u>U.S. Treasury Bds/Nts</u>								
300,000	United States Treas Nts	3.250%	06/30/2027	98.00	294,000.00	97.58	292,746.09	9,750.00 3.33%
Totals				294,000.00		292,746.09	9,750.00	3.33%

July 01, 2024 through July 31, 2024

Account Name : Lexington Local SD Managing Agency

Account No : 5750

Summary Of Investment Holdings

Shares or Par Value	Investment Category			Avg Unit Cost	Cost Basis	Unit Price	Market Value	Estimated Current Ann Inc	Current Yield
<u>U.S. Govt Agy-Exempt State</u>									
200,000	Federal Farm Cr Bks	0.430%	10/15/2024	100.00	200,000.00	98.96	197,910.81	860.00	0.43%
250,000	Federal Home Loan Banks	2.000%	12/17/2024	100.02	250,058.04	98.75	246,868.42	5,000.00	2.03%
200,000	Federal Home Loan Banks	0.500%	09/10/2025	100.00	200,000.00	95.59	191,181.92	1,000.00	0.52%
200,000	Federal Home Loan Banks	0.500%	11/12/2025	100.00	200,000.00	94.97	189,942.90	1,000.00	0.53%
200,000	Federal Home Loan Banks	1.000%	03/30/2026	100.00	200,000.00	94.33	188,657.04	2,000.00	1.06%
200,000	Federal Farm Cr Bks	4.400%	06/22/2026	100.16	200,313.91	99.18	198,352.39	8,800.00	4.44%
300,000	Federal Home Loan Banks	1.125%	09/29/2026	100.06	300,190.82	93.22	279,645.00	3,375.00	1.21%
300,000	Federal Farm Cr Bks	5.300%	10/19/2026	99.73	299,175.00	99.88	299,626.09	15,900.00	5.31%
250,000	Federal Home Loan Banks	1.300%	11/24/2026	99.88	249,687.50	93.20	233,009.10	3,250.00	1.39%
Totals					2,099,425.27		2,025,193.67	41,185.00	2.03%
<u>U.S. Govt Agy-Non-Ex St-Int Only</u>									
200,000	Federal Home Ln Mtg Corp	3.200%	05/16/2025	100.00	200,000.00	98.53	197,058.00	6,400.00	3.25%
225,000	Federal Natl Mtg Assn	0.650%	07/30/2025	99.95	224,887.50	95.95	215,884.32	1,462.50	0.68%
200,000	Federal Home Ln Mtg Corp	5.000%	09/30/2027	99.90	199,800.00	99.77	199,532.65	10,000.00	5.01%
Totals					624,687.50		612,474.97	17,862.50	2.92%
Total Investments					10,113,437.08		10,029,185.58	388,520.39	3.87%
Plus Net Cash							0.00		
Total Market Value							10,029,185.58		

Gain or Loss amounts and transactions, as shown, may not reflect the amount to be used for income tax purposes.

July 01, 2024 through July 31, 2024

Account Name : Lexington Local SD Bond Acct Man Agcy

Account No : R252

Summary Of Investment Holdings

Shares or Par Value	Investment Category	Avg Unit Cost	Cost Basis	Unit Price	Market Value	Estimated Current Ann Inc	Current Yield
Money Markets - Taxable							
798,065.91	Northern Instl Government Select Portfolio	1.00	798,065.91	1.00	798,065.91	41,419.62	5.19%
<i>Totals</i>			798,065.91		798,065.91	41,419.62	5.19%
<i>Total Investments</i>			798,065.91		798,065.91	41,419.62	5.19%
<i>Plus Net Cash</i>					0.00		
<i>Total Market Value</i>					798,065.91		

Gain or Loss amounts and transactions, as shown, may not reflect the amount to be used for income tax purposes.

LEXINGTON LOCAL SCHOOLS
INVESTMENT REPORT FOR THE MONTH ENDING
JULY 31, 2024

INTEREST EARNED:	THIS MONTH	FISCAL YEAR TO DATE
Richland Bank, General Sweep	\$1,165.26	\$1,165.26
Richland Bank, General MMA	\$1,290.99	\$1,290.99
Richland Bank, Anthem Sweep	\$1,422.49	\$1,422.49
Star Ohio	\$0.00	\$0.00
CDs, Bonds, and other investments	\$20,113.45	\$20,113.45
TOTAL INTEREST RECEIVED	\$23,992.19	\$23,992.19

INTEREST EARNED (LEX BOND ACCT)	THIS MONTH	FISCAL YEAR TO DATE
Richland Bank, General Sweep	\$0.00	\$0.00
Richland Bank, General MMA	\$0.00	\$0.00
Richland Bank, Anthem Sweep	\$0.00	\$0.00
Star Ohio	\$0.00	\$0.00
CDs, Bonds, and other investments	\$3,251.47	\$3,251.47
TOTAL INTEREST RECEIVED	\$3,251.47	\$3,251.47

History of Interest Earnings	Fiscal Year	Interest Earnings
	1998	\$ 167,057.52
	1999	\$ 138,113.69
	2000	\$ 157,991.72
	2001	\$ 236,839.79
	2002	\$ 146,052.34
	2003	\$ 63,712.36
	2004	\$ 47,970.95
	2005	\$ 90,719.94
	2006	\$ 158,724.51
	2007	\$ 221,998.86
	2008	\$ 213,660.34
	2009	\$ 95,639.63
	2010	\$ 56,860.22
	2011	\$ 3,001.78
	2012	\$ 3,090.00
	2013	\$ 5,758.97
	2014	\$ 8,349.92
	2015	\$ 11,765.22
	2016	\$ 28,300.22
	2017	\$ 83,194.26
	2018	\$ 133,582.49
	2019	\$ 205,588.68
	2020	\$ 218,228.66
	2021	\$ 85,117.81
	2022	\$ 67,902.15
	2023	\$ 219,800.00
	2024	\$ 331,922.67
FISCAL Year To Date	2025	\$23,992.19
Total Interest Earnings 1998 to Present		\$ 3,224,936.89

Lex Bond Acct Interest Earnings	Fiscal Year	Interest Earnings
	2020	\$526,044.24
	2021	\$507,134.12
	2022	\$43,256.67
	2023	\$96,119.37
	2024	\$41,935.83
FISCAL Year To Date	2025	\$3,251.47
Total Interest Earnings Lex Bond Acct to Date		\$1,217,741.70



Reporting Period: July 2024 (FY 2025)

As Of Period: 07/31/2024

8/2/24 2:45 PM

LEXINGTON LOCAL SCHOOLS
Cash Summary Report

Full Account Code	Description	Initial Cash	MTD Received	FYTD Received	MTD Expended	FYTD Expended	Fund Balance
001-0000	GENERAL FUND	\$ 8,351,940.39	\$ 895,212.52	\$ 895,212.52	\$ 2,390,745.05	\$ 2,390,745.05	\$ 6,856,407.86
001-9412	GENERAL BUDGET RESERVE SET- ASIDE-1%/BWC	87,928.97	0.00	0.00	0.00	0.00	87,928.97
002-0000	BOND RETIREMENT FUND	2,229,755.15	0.00	0.00	0.00	0.00	2,229,755.15
003-0000	PERMANENT IMPROVEMENT FUND	2,295.96	0.00	0.00	61,222.54	61,222.54	(58,926.58)
004-0000	LFI BUILDING FUND	348,265.33	1,424.70	1,424.70	0.00	0.00	349,690.03
006-0000	FOOD SERVICE FUND	411,050.45	2,062.41	2,062.41	43,953.77	43,953.77	369,159.09
007-9100	LEXINGTON MINUTEMEN ACADEMIC SCHOLARSHIP FUND	142,062.64	295.68	295.68	0.00	0.00	142,358.32
007-9800	TERRY McCAMMON SCHOLARSHIP FUND	0.00	500.00	500.00	0.00	0.00	500.00
010-0000	CLASSROOM FACILITIES CONSTRUCTION FUND	446,549.11	1,826.77	1,826.77	0.00	0.00	448,375.88
018-9100	HIGH SCHOOL PRINCIPAL'S FUND	220.50	12.90	12.90	0.00	0.00	233.40
018-9101	HIGH SCHOOL FLOWER FUND	51.00	0.00	0.00	0.00	0.00	51.00
018-9102	PUBLIC SCHOOL SUPPORT	100.00	0.00	0.00	0.00	0.00	100.00
018-9200	JUNIOR HIGH PRINCIPAL'S FUND	8,861.99	0.00	0.00	0.00	0.00	8,861.99
018-9300	EASTERN PRINCIPAL'S FUND	6,293.56	1,200.00	1,200.00	0.00	0.00	7,493.56
018-9301	EASTERN ELEMENTARY BOOKFAIR/BOXTOPS FUND	3,526.10	0.00	0.00	0.00	0.00	3,526.10
018-9302	EASTERN ELEMENTARY MATH	1,036.52	0.00	0.00	0.00	0.00	1,036.52
018-9303	EASTERN RUN CLUB	394.88	0.00	0.00	0.00	0.00	394.88
018-9400	CENTRAL PRINCIPAL'S FUND	2,303.03	0.00	0.00	0.00	0.00	2,303.03
018-9401	CENTRAL ELEMENTARY BOOKFAIR FUND	8,056.37	0.00	0.00	0.00	0.00	8,056.37
018-9402	CENTRAL ELEMENTARY ART	1,899.77	0.00	0.00	0.00	0.00	1,899.77
018-9500	WESTERN PRINCIPAL'S FUND	17,123.40	40.04	40.04	544.92	544.92	16,618.52
018-9501	WESTERN ELEMENTARY BOOKFAIR/BOXTOPS FUND	4,336.03	0.00	0.00	0.00	0.00	4,336.03
018-9503	WESTERN ELEMENTARY ART	812.30	0.00	0.00	0.00	0.00	812.30
018-9901	JUNIOR HIGH TEACHER ADVISORY FUND	95.30	0.00	0.00	0.00	0.00	95.30
019-9001	ACADEMIC BOOSTERS GRANTS	769.07	0.00	0.00	0.00	0.00	769.07
019-9121	CENTRAL ELEMENTARY PTO GRANTS	3,038.80	2.70	2.70	0.00	0.00	3,041.50
019-9122	EASTERN ELEMENTARY PTO GRANTS	3,691.93	2.70	2.70	0.00	0.00	3,694.63
019-9123	WESTERN ELEMENTARY PTO GRANTS	4,428.30	2.68	2.68	0.00	0.00	4,430.98
019-9200	RICHLAND COUNTY FOUNDATION GRANT PLAYGROUND	200.00	0.00	0.00	0.00	0.00	200.00
019-9226	RICH CO FOUND GRANT-SCIENCE ENRICH FIELD TRIP	91.55	0.00	0.00	0.00	0.00	91.55
019-9228	RICH CO FOUND GRANT-SOCIAL STUDIES MAKERSPACE	17.52	0.00	0.00	0.00	0.00	17.52
019-9229	RICHLAND CO FOUND GRANT- SCIENCE LAB ACTIVITY REVITALIZATION	42.31	0.00	0.00	0.00	0.00	42.31

Reporting Period: July 2024 (FY 2025)

8/2/24 2:45 PM

As Of Period: 07/31/2024

LEXINGTON LOCAL SCHOOLS
Cash Summary Report

Full Account Code	Description	Initial Cash	MTD Received	FYTD Received	MTD Expended	FYTD Expended	Fund Balance
019-9230	RICHLAND CO FOUND GRANT-STEAMTASTIC LEARNING	\$ 1.54	\$ 0.00	\$ 0.00	\$ 0.00	\$ 0.00	\$ 1.54
019-9231	RICHLAND CO FOUND GRANT-SOCIAL STUDIES BOARD GAME STUDIO	136.47	0.00	0.00	0.00	0.00	136.47
019-9232	RICHLAND CO FOUND GRANT-MARVELOUS MATHEMATICAL THINKING	8.64	0.00	0.00	0.00	0.00	8.64
019-9233	RICHLAND CO FOUND GRANT-FOOTPRINT IMPRESSION LAB PROJECT	75.45	0.00	0.00	0.00	0.00	75.45
019-9234	RICHLAND CO FOUND GRANT-CIRCUIT CRAZE	29.99	0.00	0.00	0.00	0.00	29.99
019-9235	RICHLAND CO FOUND GRANT-NOVELS IN VERSE BOOK CLUB	12.35	0.00	0.00	0.00	0.00	12.35
019-9236	RICHLAND CO FOUND GRANT-CODING EXPRESS BY LEGO EDUCATION	2.05	0.00	0.00	0.00	0.00	2.05
019-9301	RICH CO FOUND/SECO ROBOTICS GRANT (HEIMANN)	31.72	0.00	0.00	0.00	0.00	31.72
019-9302	RICH CO RETIRED TEACHERS ASSOC	150.00	0.00	0.00	0.00	0.00	150.00
019-9304	RICHLAND CO RETIRED TEACHERS - HS ENGLISH	200.00	0.00	0.00	0.00	0.00	200.00
019-9401	MARTHA HOLDEN JENNINGS GRANT	0.94	0.00	0.00	0.00	0.00	0.94
024-0000	EMPLOYEE BENEFITS FUND FOR MEDICAL/DENTAL	648,464.99	505,356.01	505,356.01	403,305.37	403,305.37	750,515.63
034-0000	OFCC PROJECT MAINTENANCE FUND	750,199.71	0.00	0.00	0.00	0.00	750,199.71
200-9101	HIGH SCHOOL ART CLUB	372.46	0.00	0.00	0.00	0.00	372.46
200-9102	HIGH SCHOOL DRAMA CLUB	26,632.48	329.70	329.70	0.00	0.00	26,962.18
200-9104	HIGH SCHOOL LEADERSHIP COUNCIL	2,187.75	0.00	0.00	0.00	0.00	2,187.75
200-9107	HIGH SCHOOL SPANISH CLUB	1,108.50	0.00	0.00	385.60	385.60	722.90
200-9108	HIGH SCHOOL LEO CLUB	2,535.08	0.00	0.00	0.00	0.00	2,535.08
200-9114	HIGH SCHOOL STUDENT COUNCIL FUND	5,646.73	0.00	0.00	0.00	0.00	5,646.73
200-9115	HIGH SCHOOL KEY CLUB	438.16	0.00	0.00	0.00	0.00	438.16
200-9116	HIGH SCHOOL CHESS CLUB	144.46	0.00	0.00	0.00	0.00	144.46
200-9119	HIGH SCHOOL YEARBOOK FUND	45,836.81	5,545.00	5,545.00	0.00	0.00	51,381.81
200-9120	HIGH SCHOOL JOURNALISM FUND	290.44	0.00	0.00	0.00	0.00	290.44
200-9121	HIGH SCHOOL NATIONAL HONOR SOCIETY	1,539.51	0.00	0.00	0.00	0.00	1,539.51
200-9201	JUNIOR HIGH ART CLUB	1,807.31	0.00	0.00	0.00	0.00	1,807.31
200-9204	JUNIOR HIGH STUDENT COUNCIL FUND	2,517.94	0.00	0.00	1,862.00	1,862.00	655.94
200-9205	JUNIOR HIGH LIBRARY CLUB	77.65	0.00	0.00	0.00	0.00	77.65
200-9301	EASTERN ELEMENTARY STUDENT ACTIVITY FUND	711.10	0.00	0.00	0.00	0.00	711.10
200-9302	EASTERN ELEMENTARY ROBOTICS FUND	575.16	0.00	0.00	0.00	0.00	575.16
200-9611	HIGH SCHOOL INFORMED TEENS	634.47	0.00	0.00	0.00	0.00	634.47

Reporting Period: July 2024 (FY 2025)

As Of Period: 07/31/2024

8/2/24 2:45 PM

LEXINGTON LOCAL SCHOOLS
Cash Summary Report

Full Account Code	Description	Initial Cash	MTD Received	FYTD Received	MTD Expended	FYTD Expended	Fund Balance
	FUND						
200-9612	JUNIOR HIGH INFORMED TEENS FUND	\$ 1,728.32	\$ 0.00	\$ 0.00	\$ 0.00	\$ 0.00	\$ 1,728.32
300-9115	JAZZ BAND	757.62	0.00	0.00	0.00	0.00	757.62
300-9116	CHOIR	926.25	0.00	0.00	0.00	0.00	926.25
300-9206	JUNIOR HIGH PHYS ED DEPARTMENT FUND	3,307.39	0.00	0.00	0.00	0.00	3,307.39
300-9210	JR HIGH INSTRUMENTAL	41.03	0.00	0.00	0.00	0.00	41.03
300-9600	ATHLETIC FUND	14,474.66	3,522.00	3,522.00	4,172.67	4,172.67	13,823.99
300-9601	ATHLETIC CAPITAL FUND	124,721.66	0.00	0.00	0.00	0.00	124,721.66
300-9602	ORCHESTRA	63.22	0.00	0.00	0.00	0.00	63.22
300-9603	ELEMENTARY MUSIC	1,572.09	0.00	0.00	0.00	0.00	1,572.09
300-9605	BAND	232.95	0.00	0.00	0.00	0.00	232.95
451-9024	DATA COMMUNICATION FUND	0.00	0.00	0.00	0.00	0.00	0.00
516-9024	IDEA PART B GRANTS	(6,603.49)	6,603.49	6,603.49	0.00	0.00	0.00
516-9025	IDEA PART B GRANTS	0.00	0.00	0.00	5,957.34	5,957.34	(5,957.34)
572-9024	TITLE I DISADVANTAGED CHILDREN	(53,633.00)	53,633.00	53,633.00	9,822.12	9,822.12	(9,822.12)
572-9025	TITLE I DISADVANTAGED CHILDREN	0.00	0.00	0.00	1,573.38	1,573.38	(1,573.38)
584-9924	STRONGER CONNECTIONS GRANT	(35,950.58)	35,950.58	35,950.58	0.00	0.00	0.00
587-9025	IDEA PRESCHOOL-HANDICAPPED	0.00	0.00	0.00	0.00	0.00	0.00
Grand Total		\$ 13,631,246.21	\$ 1,513,522.88	\$ 1,513,522.88	\$ 2,923,544.76	\$ 2,923,544.76	\$ 12,221,224.33

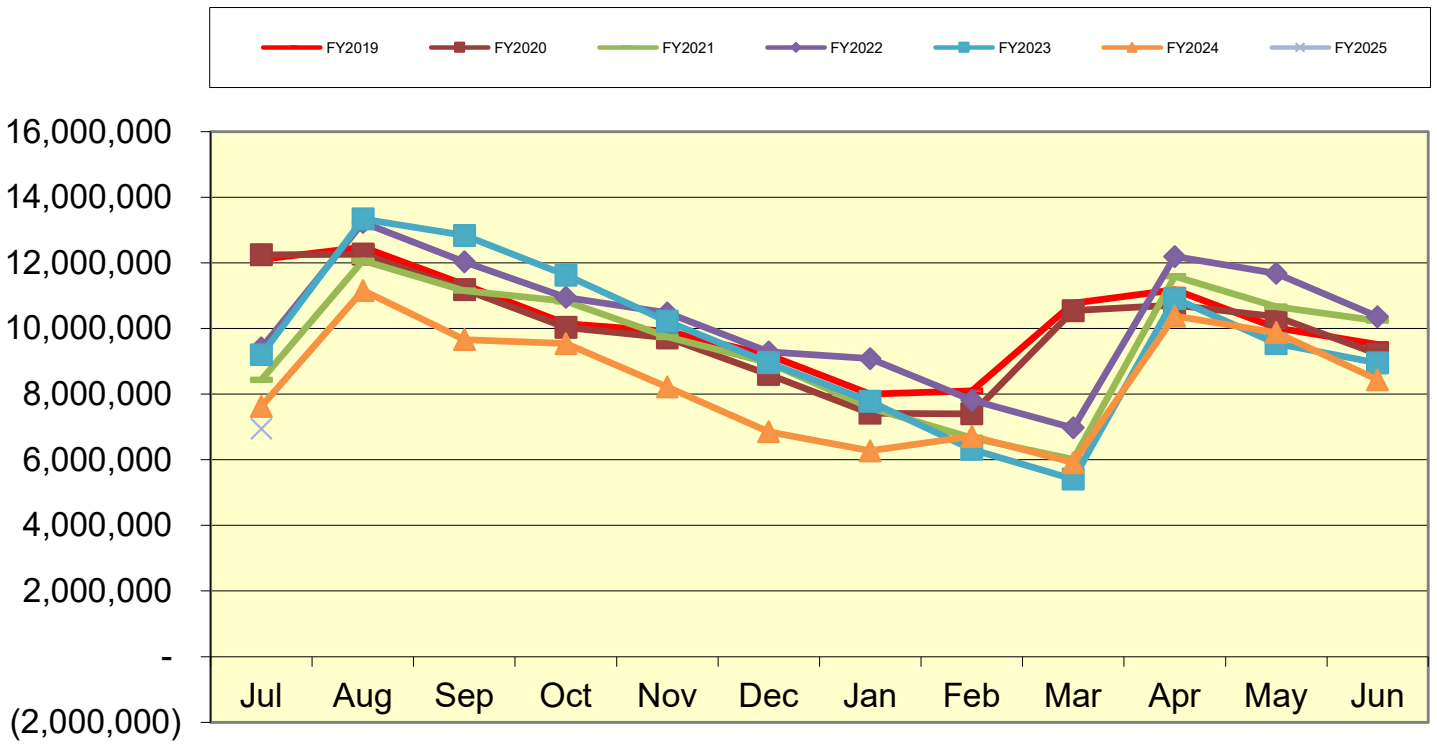
LEXINGTON LOCAL SCHOOLS Spending Plan Summary

ODE Line Number	Monthly Estimate	Monthly Actual	Monthly Difference	FYTD Estimate	FYTD Actual	FYTD Difference
01.010 General Property (Real Estate)	\$ 0.00	\$ 0.00	\$ 0.00	\$ 0.00	\$ 0.00	\$ 0.00
01.020 Tangible Personal Property Tax	0.00	0.00	0.00	0.00	0.00	0.00
01.030 Income Tax	0.00	0.00	0.00	0.00	0.00	0.00
01.035 Unrestricted Grants-in-Aid	813,000.00	813,473.85	473.85	813,000.00	813,473.85	473.85
01.040 Restricted Grants-in-Aid	54,000.00	54,106.61	106.61	54,000.00	54,106.61	106.61
01.045 Restricted Federal Grants-in-Aid - SFSF	0.00	0.00	0.00	0.00	0.00	0.00
01.050 State Share of Local Property Taxes	0.00	0.00	0.00	0.00	0.00	0.00
01.060 All Other Operating Revenue	27,500.00	27,632.06	132.06	27,500.00	27,632.06	132.06
01.070 Total Revenue	894,500.00	895,212.52	712.52	894,500.00	895,212.52	712.52
02.010 Proceeds from Sale of Notes	0.00	0.00	0.00	0.00	0.00	0.00
02.020 State Emergency Loans & Advancements (Approved)	0.00	0.00	0.00	0.00	0.00	0.00
02.040 Operating Transfers-In	0.00	0.00	0.00	0.00	0.00	0.00
02.050 Advances-In	0.00	0.00	0.00	0.00	0.00	0.00
02.060 All Other Financial Sources	0.00	0.00	0.00	0.00	0.00	0.00
02.070 Total Other Financing Sources	0.00	0.00	0.00	0.00	0.00	0.00
02.080 Total Revenues and Other Financing Sources	894,500.00	895,212.52	712.52	894,500.00	895,212.52	712.52
03.010 Personal Services	1,200,000.00	1,191,665.52	(8,334.48)	1,200,000.00	1,191,665.52	(8,334.48)
03.020 Employees' Retirement/Insurance Benefits	650,000.00	645,624.59	(4,375.41)	650,000.00	645,624.59	(4,375.41)
03.030 Purchased Services	325,000.00	322,703.07	(2,296.93)	325,000.00	322,703.07	(2,296.93)
03.040 Supplies and Materials	205,000.00	204,891.84	(108.16)	205,000.00	204,891.84	(108.16)
03.050 Capital Outlay	6,000.00	5,609.83	(390.17)	6,000.00	5,609.83	(390.17)
03.060 Intergovernmental	0.00	0.00	0.00	0.00	0.00	0.00
04.010 Debt Service: All Principal (Historical)	0.00	0.00	0.00	0.00	0.00	0.00
04.020 Debt Service: Principal-Notes	0.00	0.00	0.00	0.00	0.00	0.00
04.030 Debt Service: Principal - State Loans	0.00	0.00	0.00	0.00	0.00	0.00
04.040 Debt Service: Principal - State Advancements	0.00	0.00	0.00	0.00	0.00	0.00
04.050 Debt Service: Principal - HB 264 Loans	0.00	0.00	0.00	0.00	0.00	0.00
04.055 Debt Service: Principal - Other	0.00	0.00	0.00	0.00	0.00	0.00
04.060 Debt Service: Interest and Fiscal Charges	0.00	0.00	0.00	0.00	0.00	0.00
04.300 Other Objects	21,000.00	20,250.20	(749.80)	21,000.00	20,250.20	(749.80)
04.500 Total Expenditures	2,407,000.00	2,390,745.05	(16,254.95)	2,407,000.00	2,390,745.05	(16,254.95)
05.010 Operational Transfers - Out	0.00	0.00	0.00	0.00	0.00	0.00
05.020 Advances - Out	0.00	0.00	0.00	0.00	0.00	0.00
05.030 All Other Financing Uses	0.00	0.00	0.00	0.00	0.00	0.00
05.040 Total Other Financing Uses	0.00	0.00	0.00	0.00	0.00	0.00
05.050 Total Expenditure and Other Financing Uses	2,407,000.00	2,390,745.05	(16,254.95)	2,407,000.00	2,390,745.05	(16,254.95)
06.010 Excess Rev & Oth Financing Sources over(under) Exp & Oth F	(1,512,500.00)	(1,495,532.53)	16,967.47	(1,512,500.00)	(1,495,532.53)	16,967.47
07.010 Cash Balance-July1 -Excluding Proposed Renew/Replace & New	8,439,869.36	8,439,869.36	0.00	8,439,869.36	8,439,869.36	0.00
07.020 Cash Balance June 30	6,927,369.36	6,944,336.83	16,967.47	6,927,369.36	6,944,336.83	16,967.47
08.010 Estimated Encumbrances June 30	3,800,000.00	3,854,432.90	54,432.90	3,800,000.00	3,854,432.90	54,432.90

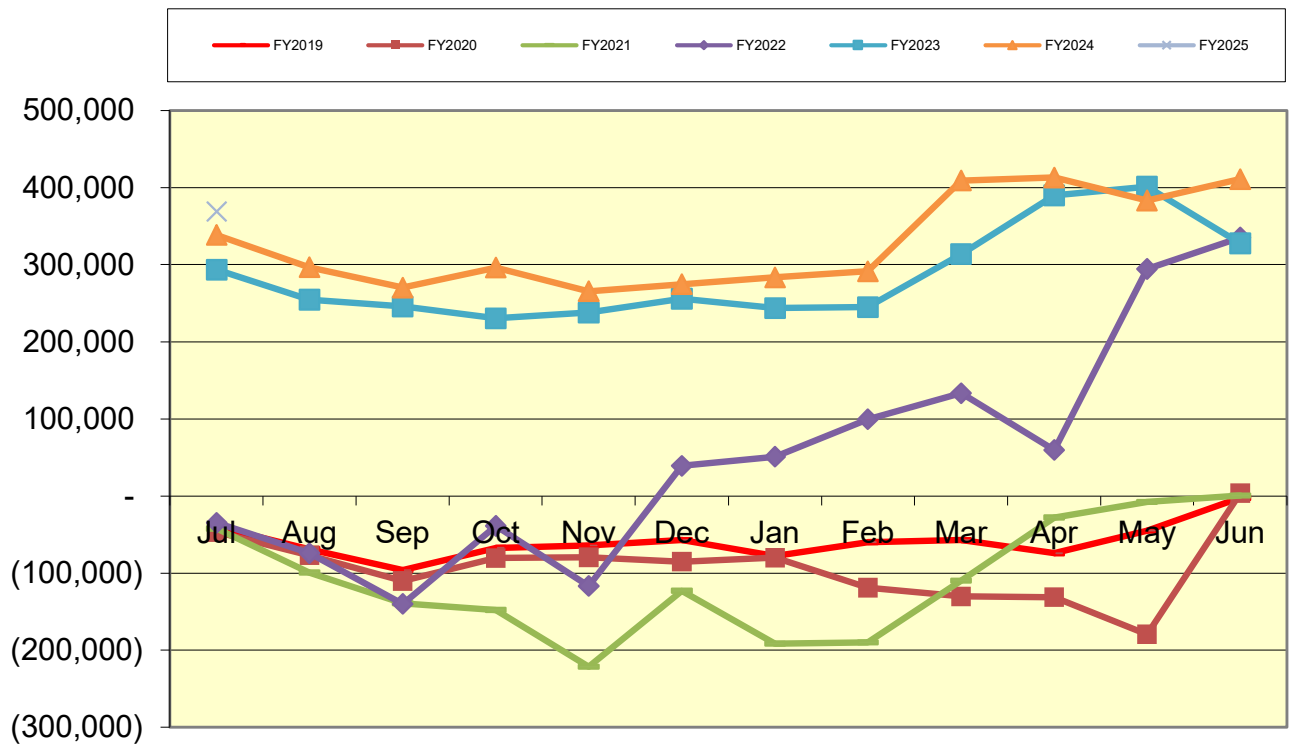
**LEXINGTON LOCAL SCHOOL DISTRICT
GENERAL FUND ONLY 2024-2025
SUMMARY OF RECEIPTS AND EXPENDITURES - FIVE YEAR FORECAST FORMAT**

LINE	7/31/2024	FISCAL YEAR TO DATE Estimate	FISCAL YEAR TO DATE Actual	VARIANCE Estimate vs. Actual	PERCENT of VARIANCE
LINE 7.010	BEGINNING CASH BALANCE		\$ 8,439,869		
REVENUES					
LINE 1.010	Real Estate Tax	\$ -	\$ -	\$0	#DIV/0!
LINE 1.020	Personal Property Tax	\$ -	\$ -	\$0	#DIV/0!
LINE 1.030	Income Tax	\$ -	\$ -	\$0	
LINE 1.035	State Funding	\$ 813,000	\$ 813,474	\$474	0.06%
LINE 1.040	Career Tech / Economic Disadv.	\$ 54,000	\$ 54,107	\$107	0.20%
LINE 1.050	Property Tax Allocation	\$ -	\$ -	\$0	#DIV/0!
LINE 1.060	Other Operating Revenue	\$ 27,500	\$ 27,632	\$132	0.48%
LINE 1.070	TOTAL REVENUE	\$ 894,500	\$ 895,213	\$713	0.08%
EXPENSES					
LINE 2.01	Proceeds from Notes	\$ -	\$ -	\$0	
LINE 2.04	Transfers In	\$ -	\$ -	\$0	
LINE 2.050	Advances In	\$ -	\$ -	\$0	#DIV/0!
LINE 2.060	Other Financing Sources	\$ -	\$ -	\$0	#DIV/0!
LINE 2.070	TOTAL OTHER SOURCES	\$ -	\$ -	\$0	#DIV/0!
LINE 2.080	TOTAL REVENUES & Sources	\$ 894,500	\$ 895,213	\$713	0.08%
EXPENSES					
LINE 3.010	Salaries	\$ 1,200,000	\$ 1,191,666	\$8,334	0.69%
LINE 3.020	Retirement and Benefits	\$ 650,000	\$ 645,624	\$4,376	0.67%
LINE 3.030	Purchased Services	\$ 325,000	\$ 322,703	\$2,297	0.71%
LINE 3.040	Supplies and Materials	\$ 205,000	\$ 204,892	\$108	0.05%
LINE 3.050	Capital Outlay and Equipment	\$ 6,000	\$ 5,610	\$390	6.50%
LINE 3.06	INTERGOVERNMENTAL	\$ -	\$ -	\$0	
LINE 4.020	DEBT SERVICE - Notes	\$ -	\$ -	\$0	
LINE 4.060	DEBT SERVICE - Interest charges	\$ -	\$ -	\$0	
LINE 4.300	Other Objects	\$ 21,000	\$ 20,250	\$750	3.57%
LINE 4.500	TOTAL EXPENDITURES	\$ 2,407,000	\$ 2,390,745	\$16,255	0.68%
LINE 5.00	TRANSFERS OUT	\$ -	\$ -	\$0	
LINE 5.02	ADVANCES OUT	\$ -	\$ -	\$0	
LINE 5.03	ALL OTHER USES	\$ -	\$ -	\$0	
LINE 5.040	TOTAL OTHER USES	\$ -	\$ -	\$0	
LINE 5.050	TOTAL EXPENDITURES & USES	\$ 2,407,000	\$ 2,390,745	\$16,255	0.68%
		Estimate	Actual	Variance	
LINE 6.010	REVENUES OVER EXPENSES	\$ (1,512,500)	\$ (1,495,532)	\$16,968	
LINE 7.020	ENDING CASH BALANCE	\$ 6,927,369	\$ 6,944,337	\$16,968	
	Less Reserves	\$ (87,929)	\$ (87,929)	\$ -	
LINE 8.010	Less Outstanding Encumbrances	\$ (3,800,000)	\$ (3,854,433)	\$ (54,433)	1.43%
LINE 15.010	Unreserved Fund Balance	\$ 3,039,440	\$ 3,001,975	(\$37,465)	-1.23%
	Salaries/Benefits as % of Revenue	206.8%	205.2%	Benchmark Yr. End 80.1% or below	
	True Days Cash - Calendar Days on which can operate	39	39	90 or above optimal	

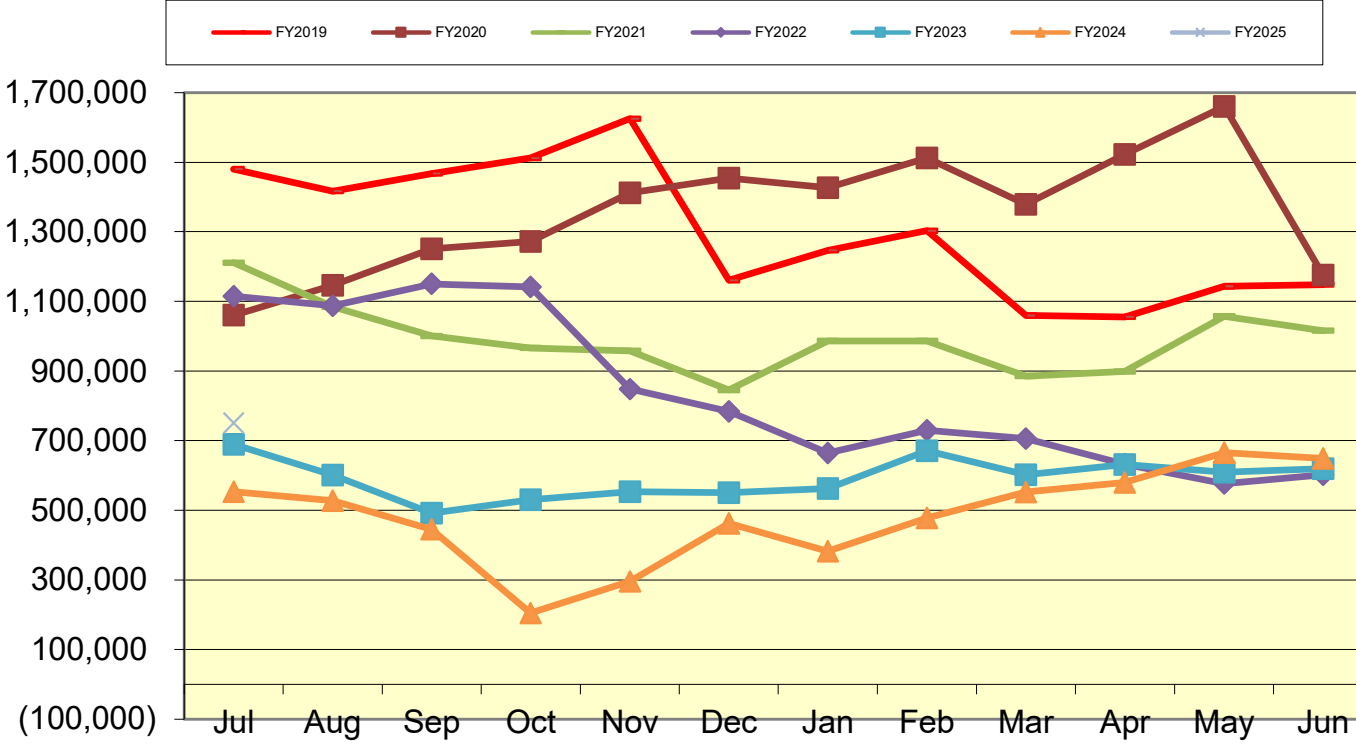
Lexington Local Schools General Fund Cash Balance



Lexington Local Schools Food Service Fund Cash Balance



Lexington Local Schools Employee Benefits Fund Cash Balance



Lexington Local Schools

**Permanent Improvement Fund
7/31/2024**

	Budgeted Amount	Actual Fiscal Year Expended	Current Encumbrances	Expenses / Encumbrances Over/Under Estimate	Remaining Estimated PI Project Costs
Instruction and Administration					
Western Elementary Equipment/Materials	\$ 5,000.00	\$ -	\$ -	\$5,000.00	\$5,000.00
Eastern Elementary Equipment/Materials	\$ 5,000.00	\$ -	\$ -	\$5,000.00	\$5,000.00
Central Elementary Equipment/Materials	\$ 5,000.00	\$ -	\$ -	\$5,000.00	\$5,000.00
Central Music Equipment	\$ 1,500.00	\$ -	\$ -	\$1,500.00	\$1,500.00
Preschool Equipment/Materials	\$ 5,500.00	\$ -	\$ -	\$5,500.00	\$5,500.00
Maintenance/Security					
Western Roof	\$ 100,000.00	\$ 50,000.00	\$ 50,000.00	\$0.00	\$0.00
Transportation					
New buses	\$ 130,305.00	\$ -	\$ 130,305.00	\$0.00	\$0.00
New Truck/Trailer	\$ 48,550.00	\$ -	\$ -	\$48,550.00	\$48,550.00
Technology					
Computers, servers, tech equip., etc.	\$ 185,000.00	\$ 11,222.54	\$ 8,471.50	\$165,305.96	\$165,305.96
Food Service					
Food Service Equipment	\$ -	\$ -	\$ -	\$0.00	\$0.00
Athletics and Student Activities					
HS Athletics Equipment	\$ 10,000.00	\$ -	\$ -	\$10,000.00	\$10,000.00
Fees					
Tax Collection Fees	\$ 16,000.00	\$ -	\$ -	\$16,000.00	\$16,000.00
Totals	\$ 511,855.00	\$ 61,222.54	\$ 188,776.50	\$261,855.96	\$261,855.96
Total Budgeted	\$ 511,855.00				
Actual Cash Balance 7/1/24	\$ 2,295.96				
Revenues FY25 - Taxes from levy	\$ -				
Expenditures FY25	\$ (61,222.54)				
Current Cash Balance	\$ (58,926.58)				
Current Encumbrances	\$ (188,776.50)				
Available Balance	\$ (247,703.08)				
Remaining Estimated Revenues FY25 - Taxes from levy	\$ 750,000.00				
Less: Remaining Estimated PI Project Costs	\$ (261,855.96)				
6/30/25 Estimated Unencumbered Carryover	\$ 240,440.96				

Lexington Local Schools

Food Service Fund 2024-25 vs. 2023-2024 vs. 2022-2023

							Beginning Balance 7/1/24	\$ 411,050
2024-2025 Through 7/31/24								
<i>Revenues</i>	District-Wide	HS/JH	Junior High	Eastern	Central	Western	Total	
Student Type A, Ezpay, Misc	\$ -	\$ 262	\$ -	\$ 374	\$ -	\$ -	\$ 636	
Student Break, Milk & A La Carte	\$ -	\$ -	\$ -	\$ -	\$ -	\$ -	\$ -	
Adult & Misc revenues	\$ 1,426	\$ -	\$ -	\$ -	\$ -	\$ -	\$ 1,426	
State Reimb	\$ -	\$ -	\$ -	\$ -	\$ -	\$ -	\$ -	
Federal Reimb	\$ -	\$ -	\$ -	\$ -	\$ -	\$ -	\$ -	
Transfer In	\$ -	\$ -	\$ -	\$ -	\$ -	\$ -	\$ -	
Total Revenues	\$ 1,426	\$ 262	\$ -	\$ 374	\$ -	\$ -	\$ 2,062	
<i>Expenses</i>								
Wages	\$ 4,647	\$ 11,335	\$ -	\$ 4,760	\$ 3,573	\$ 3,196	\$ 27,511	
Severance	\$ -	\$ -	\$ -	\$ -	\$ -	\$ -	\$ -	
Retirement	\$ 1,115	\$ 1,587	\$ -	\$ 666	\$ 500	\$ 447	\$ 4,315	
Medical	\$ 989	\$ 7,373	\$ -	\$ -	\$ 822	\$ 1,789	\$ 10,973	
Life, Dent, MC, WC	\$ 117	\$ 404	\$ -	\$ 64	\$ 100	\$ 133	\$ 818	
Purch Serv, Repairs, Phone, Post	\$ 98	\$ -	\$ -	\$ -	\$ -	\$ -	\$ 98	
Supplies	\$ 238	\$ -	\$ -	\$ -	\$ -	\$ -	\$ 238	
Food Costs	\$ -	\$ -	\$ -	\$ -	\$ -	\$ -	\$ -	
Equipment	\$ -	\$ -	\$ -	\$ -	\$ -	\$ -	\$ -	
Other Costs	\$ -	\$ -	\$ -	\$ -	\$ -	\$ -	\$ -	
Total Expenses	\$ 7,204	\$ 20,699	\$ -	\$ 5,490	\$ 4,995	\$ 5,565	\$ 43,953	
Net Gain (Loss)	\$ (5,778)	\$ (20,437)	\$ -	\$ (5,116)	\$ (4,995)	\$ (5,565)	\$ (41,891)	
							Ending Cash Balance 7/31/24	\$ 369,159

							Beginning Balance 7/1/23	\$ 327,645
2023-2024 Through 7/31/23								
<i>Revenues</i>	District-Wide	HS/JH	Junior High	Eastern	Central	Western	Total	
Student Type A, Ezpay, Misc	\$ -	\$ 168	\$ -	\$ 35	\$ -	\$ 26	\$ 229	
Student Break, Milk & A La Carte	\$ -	\$ (50)	\$ -	\$ -	\$ -	\$ -	\$ (50)	
Adult & Misc revenues	\$ 528	\$ -	\$ -	\$ -	\$ -	\$ -	\$ 528	
State Reimb	\$ -	\$ -	\$ -	\$ -	\$ -	\$ -	\$ -	
Federal Reimb	\$ -	\$ 24,715	\$ -	\$ 13,775	\$ 11,490	\$ 7,013	\$ 56,993	
Transfer In	\$ -	\$ -	\$ -	\$ -	\$ -	\$ -	\$ -	
Total Revenues	\$ 528	\$ 24,833	\$ -	\$ 13,810	\$ 11,490	\$ 7,039	\$ 57,700	
<i>Expenses</i>								
Wages	\$ 4,512	\$ 13,465	\$ -	\$ 5,455	\$ 3,020	\$ 3,921	\$ 30,373	
Severance	\$ -	\$ -	\$ -	\$ -	\$ -	\$ -	\$ -	
Retirement	\$ 1,083	\$ 1,882	\$ -	\$ 727	\$ 423	\$ 465	\$ 4,580	
Medical	\$ 927	\$ 5,669	\$ -	\$ -	\$ 2,449	\$ 1,678	\$ 10,723	
Life, Dent, MC, WC	\$ 114	\$ 457	\$ -	\$ 77	\$ 134	\$ 95	\$ 877	
Purch Serv, Repairs, Phone, Post	\$ 49	\$ -	\$ -	\$ -	\$ -	\$ -	\$ 49	
Supplies	\$ -	\$ -	\$ -	\$ -	\$ -	\$ -	\$ -	
Food Costs	\$ -	\$ -	\$ -	\$ -	\$ -	\$ -	\$ -	
Equipment	\$ -	\$ -	\$ -	\$ -	\$ -	\$ -	\$ -	
Other Costs	\$ -	\$ -	\$ -	\$ -	\$ -	\$ -	\$ -	
Total Expenses	\$ 6,685	\$ 21,473	\$ -	\$ 6,259	\$ 6,026	\$ 6,159	\$ 46,602	
Net Gain (Loss)	\$ (6,157)	\$ 3,360	\$ -	\$ 7,551	\$ 5,464	\$ 880	\$ 11,098	
							Ending Cash Balance 7/31/23	\$ 338,743

							Beginning Balance 7/1/21	\$ 335,154
2022-2023 Through 7/31/22								
<i>Revenues</i>	District-Wide	High School	Junior High	Eastern	Central	Western	Total	
Student Type A, Ezpay, Misc	\$ -	\$ -	\$ -	\$ -	\$ -	\$ 30	\$ 30	
Student Break, Milk & A La Carte	\$ -	\$ -	\$ -	\$ -	\$ -	\$ -	\$ -	
Adult & Misc revenues	\$ 156	\$ -	\$ -	\$ -	\$ -	\$ -	\$ 156	
State Reimb	\$ -	\$ -	\$ -	\$ -	\$ -	\$ -	\$ -	
Federal Reimb	\$ -	\$ -	\$ -	\$ -	\$ -	\$ -	\$ -	
Transfer In	\$ -	\$ -	\$ -	\$ -	\$ -	\$ -	\$ -	
Total Revenues	\$ 156	\$ -	\$ -	\$ -	\$ -	\$ 30	\$ 186	
<i>Expenses</i>								
Wages	\$ 4,304	\$ 9,157	\$ 4,663	\$ 3,019	\$ 2,677	\$ 3,013	\$ 26,833	
Severance	\$ -	\$ -	\$ -	\$ -	\$ -	\$ -	\$ -	
Retirement	\$ 1,033	\$ 1,282	\$ 653	\$ 423	\$ 375	\$ 422	\$ 4,188	
Medical	\$ 843	\$ 4,453	\$ 701	\$ 1,525	\$ 701	\$ 1,525	\$ 9,748	
Life, Dent, MC, WC	\$ 109	\$ 285	\$ 159	\$ 82	\$ 127	\$ 80	\$ 842	
Purch Serv, Repairs, Phone, Post	\$ 49	\$ -	\$ -	\$ -	\$ -	\$ -	\$ 49	
Supplies	\$ -	\$ -	\$ -	\$ -	\$ -	\$ -	\$ -	
Food Costs	\$ -	\$ -	\$ -	\$ -	\$ -	\$ -	\$ -	
Equipment	\$ -	\$ -	\$ -	\$ -	\$ -	\$ -	\$ -	
Other Costs	\$ -	\$ -	\$ -	\$ -	\$ -	\$ -	\$ -	
Total Expenses	\$ 6,338	\$ 15,177	\$ 6,176	\$ 5,049	\$ 3,880	\$ 5,040	\$ 41,660	
Net Gain (Loss)	\$ (6,182)	\$ (15,177)	\$ (6,176)	\$ (5,049)	\$ (3,880)	\$ (5,010)	\$ (41,474)	
							Ending Cash Balance 7/31/22	\$ 293,680

Start Date: 7/1/2024

End Date: 7/31/2024

LEXINGTON LOCAL SCHOOLS

Disbursement Summary Report

Reference Number	Check Number	Type	Date	Name	Vendor #	Status	Reconcile Date	Void Date	Amount
46298	0	ACCOUNTS_P AYABLE	7/29/2024	PITNEY BOWES GLOBAL FINANCIAL SERVICES	13717	RECONCILED	7/29/2024		\$ 596.49
46156	98138	ACCOUNTS_P AYABLE	7/10/2024	AMERICAN ELECTRIC POWER	701	RECONCILED	7/18/2024		27,259.86
46170	98139	ACCOUNTS_P AYABLE	7/10/2024	AMERICAN EXPRESS	10314	RECONCILED	7/16/2024		224.85
46172	98140	ACCOUNTS_P AYABLE	7/10/2024	BAKER VEHICLE SYSTEMS, INC.	6088	RECONCILED	7/16/2024		103.20
46174	98141	ACCOUNTS_P AYABLE	7/10/2024	BRANDON FURR	13978	RECONCILED	7/15/2024		596.43
46163	98142	ACCOUNTS_P AYABLE	7/10/2024	CARDINAL BUS SALES & SERVICE	6515	RECONCILED	7/16/2024		7.74
46173	98143	ACCOUNTS_P AYABLE	7/10/2024	COLE DISTRIBUTIN G	9752	RECONCILED	7/15/2024		1,441.24
46157	98144	ACCOUNTS_P AYABLE	7/10/2024	CULLIGAN QUALITY WATER	610	RECONCILED	7/17/2024		136.00
46167	98145	ACCOUNTS_P AYABLE	7/10/2024	HEATHER KAPUSTAR G	13015	OUTSTANDIN G			185.00
46168	98146	ACCOUNTS_P AYABLE	7/10/2024	HEATHER NOLAND	10520	RECONCILED	7/22/2024		25.00
46162	98147	ACCOUNTS_P AYABLE	7/10/2024	HILLYARD OHIO	13569	RECONCILED	7/18/2024		1,256.22
46165	98148	ACCOUNTS_P AYABLE	7/10/2024	KELL ACE HARDWARE	8329	RECONCILED	7/16/2024		8.95
46171	98149	ACCOUNTS_P AYABLE	7/10/2024	KELLI CATANESE	13368	RECONCILED	7/17/2024		370.00
46177	98150	ACCOUNTS_P AYABLE	7/10/2024	MANSFIELD CITY SCHOOLS	5990	RECONCILED	7/25/2024		1,021.90
46159	98151	ACCOUNTS_P AYABLE	7/10/2024	MENARDS	10810	RECONCILED	7/17/2024		530.22
46158	98152	ACCOUNTS_P AYABLE	7/10/2024	NAPA	13723	RECONCILED	7/15/2024		1,811.31
46164	98153	ACCOUNTS_P AYABLE	7/10/2024	NEWSWANG ER MACHINE LTD	14127	RECONCILED	7/23/2024		90.00
46176	98154	ACCOUNTS_P AYABLE	7/10/2024	OHIO.NET INTERNET PROVIDERS	13038	RECONCILED	7/16/2024		446.17
46160	98155	ACCOUNTS_P AYABLE	7/10/2024	RUMPKE	11508	RECONCILED	7/18/2024		1,765.05
46166	98156	ACCOUNTS_P AYABLE	7/10/2024	SCHINDLER ELEVATOR CORP	14119	RECONCILED	7/22/2024		685.31
46175	98157	ACCOUNTS_P AYABLE	7/10/2024	SIESEL DISTRIBUTIN G	10297	RECONCILED	7/16/2024		18.40
46169	98158	ACCOUNTS_P AYABLE	7/10/2024	UNITY SCHOOL BUS PARTS	5690	RECONCILED	7/24/2024		2,598.04
46161	98159	ACCOUNTS_P AYABLE	7/10/2024	VERIZON WIRELESS	7415	RECONCILED	7/17/2024		530.41
46199	98160	ACCOUNTS_P AYABLE	7/16/2024	ALLERTON HILL CONSULTIN G	11155	OUTSTANDIN G			12,925.00
46197	98161	ACCOUNTS_P	7/16/2024	ALLIED	11862	RECONCILED	7/22/2024		2,705.21

Start Date: 7/1/2024

End Date: 7/31/2024

LEXINGTON LOCAL SCHOOLS Disbursement Summary Report

Reference Number	Check Number	Type	Date	Name	Vendor #	Status	Reconcile Date	Void Date	Amount
		AYABLE		SUPPLY CO, INC					
46188	98162	ACCOUNTS_P AYABLE	7/16/2024	ALYSSA SINGREE	13550	OUTSTANDIN G			\$ 25.00
46182	98163	ACCOUNTS_P AYABLE	7/16/2024	AMAZON CAPITAL SERVICES	13575	RECONCILED	7/23/2024		5,548.47
46181	98164	ACCOUNTS_P AYABLE	7/16/2024	BRICKER GRAYDON LLP	10997	OUTSTANDIN G			20,334.50
46191	98165	ACCOUNTS_P AYABLE	7/16/2024	CARDINAL BUS SALES & SERVICE	6515	RECONCILED	7/22/2024		514.85
46196	98166	ACCOUNTS_P AYABLE	7/16/2024	CARDINAL RENTAL & SALES, LTD	8777	OUTSTANDIN G			227.91
46203	98167	ACCOUNTS_P AYABLE	7/16/2024	COLE DISTRIBUTIN G	9752	RECONCILED	7/19/2024		3,859.77
46193	98168	ACCOUNTS_P AYABLE	7/16/2024	COLUMBIA GAS	11662	RECONCILED	7/24/2024		2,969.98
46209	98169	ACCOUNTS_P AYABLE	7/16/2024	CULLIGAN QUALITY WATER	610	RECONCILED	7/23/2024		43.00
46185	98170	ACCOUNTS_P AYABLE	7/16/2024	GALION COMMUNITY HOSPITAL	12104	RECONCILED	7/22/2024		2,340.00
46200	98171	ACCOUNTS_P AYABLE	7/16/2024	GARDINER	13117	RECONCILED	7/22/2024		9,672.00
46204	98172	ACCOUNTS_P AYABLE	7/16/2024	GIONINO'S PIZZERIA	9153	RECONCILED	7/24/2024		267.00
46184	98173	ACCOUNTS_P AYABLE	7/16/2024	HEALTHCAR E BILLING SERVICES	11018	RECONCILED	7/19/2024		5,441.15
46183	98174	ACCOUNTS_P AYABLE	7/16/2024	HILLYARD OHIO	13569	RECONCILED	7/23/2024		182.96
46192	98175	ACCOUNTS_P AYABLE	7/16/2024	KAHL'S TELECOMMU NICATIONS	7813	RECONCILED	7/22/2024		285.00
46194	98176	ACCOUNTS_P AYABLE	7/16/2024	KATELYNN REIS	13821	RECONCILED	7/29/2024		25.00
46190	98177	ACCOUNTS_P AYABLE	7/16/2024	LIBERTY LAWN CARE & LANDSCAPIN G INC	13646	RECONCILED	7/19/2024		180.00
46179	98178	ACCOUNTS_P AYABLE	7/16/2024	MENARDS	10810	RECONCILED	7/24/2024		3,064.85
46214	98179	ACCOUNTS_P AYABLE	7/16/2024	NANCY YAMOUT	13846	OUTSTANDIN G			680.50
46201	98180	ACCOUNTS_P AYABLE	7/16/2024	NAPA	13723	RECONCILED	7/22/2024		10.57
46211	98181	ACCOUNTS_P AYABLE	7/16/2024	NETWORK SERVICES COMPANY	10101	RECONCILED	7/23/2024		96.40
46180	98182	ACCOUNTS_P AYABLE	7/16/2024	NRG BUSINESS MARKETING	11543	RECONCILED	7/23/2024		4,957.35
46212	98183	ACCOUNTS_P AYABLE	7/16/2024	OHIO HEALTH CONSORTIU M	10192	RECONCILED	7/19/2024		114.00
46206	98184	ACCOUNTS_P AYABLE	7/16/2024	PIONEER MANUFACTU RING CO.	1020	RECONCILED	7/22/2024		231.09
46210	98185	ACCOUNTS_P	7/16/2024	QUENCH	9919	RECONCILED	7/22/2024		47.48

Start Date: 7/1/2024

End Date: 7/31/2024

LEXINGTON LOCAL SCHOOLS

Disbursement Summary Report

Reference Number	Check Number	Type	Date	Name	Vendor #	Status	Reconcile Date	Void Date	Amount
46198	98186	AYABLE ACCOUNTS_P	7/16/2024	USA INC R.E.M.	10560	RECONCILED	7/23/2024		\$ 531.74
46208	98187	AYABLE ACCOUNTS_P	7/16/2024	COMMUNICA TIONS, INC.	933	RECONCILED	7/29/2024		2,838.75
46195	98188	AYABLE ACCOUNTS_P	7/16/2024	RENWICK, WELSH & BURTON	5566	RECONCILED	7/26/2024		572.74
46187	98189	AYABLE ACCOUNTS_P	7/16/2024	SAM'S CLUB DIRECT	12178	RECONCILED	7/24/2024		10,493.44
46186	98190	AYABLE ACCOUNTS_P	7/16/2024	SC STRATEGIC SOLUTIONS LLC	741	OUTSTANDIN G			789.84
46189	98191	AYABLE ACCOUNTS_P	7/16/2024	SHERWIN- WILLIAMS CO.	5291	RECONCILED	7/22/2024		431.37
46205	98192	AYABLE ACCOUNTS_P	7/16/2024	RUBBER COMPANY	819	RECONCILED	7/23/2024		768.00
46215	98193	AYABLE ACCOUNTS_P	7/16/2024	TRANSPORTA TION ACCESSORIE S CO.	5996	RECONCILED	7/24/2024		904.25
46202	98194	AYABLE ACCOUNTS_P	7/16/2024	TREASURER STATE OF OHIO	9906	RECONCILED	7/25/2024		101.25
46213	98195	AYABLE ACCOUNTS_P	7/16/2024	TREASURER, STATE OF OHIO	13887	RECONCILED	7/23/2024		393.64
46207	98196	AYABLE ACCOUNTS_P	7/16/2024	TRUCKPRO HOLDING CORP	10995	OUTSTANDIN G			1,486.92
46178	98197	AYABLE ACCOUNTS_P	7/16/2024	UNITED STATES TREASURY	13945	RECONCILED	7/23/2024		5,514.68
46242	98198	AYABLE ACCOUNTS_P	7/18/2024	XEROX CORPORATIO N	11862	RECONCILED	7/24/2024		623.46
46219	98199	AYABLE ACCOUNTS_P	7/18/2024	ALLIED SUPPLY CO, INC	13575	RECONCILED	7/23/2024		1,395.72
46238	98200	AYABLE ACCOUNTS_P	7/18/2024	AMAZON CAPITAL SERVICES	14120	RECONCILED	7/23/2024		1,595.00
46249	98201	AYABLE ACCOUNTS_P	7/18/2024	AMERICAN GRAPHICS	9588	RECONCILED	7/23/2024		80.37
46233	98202	AYABLE ACCOUNTS_P	7/18/2024	BENJAMIN BALL	14136	RECONCILED	7/30/2024		251.46
46231	98203	AYABLE ACCOUNTS_P	7/18/2024	BRIAN GASS	11513	RECONCILED	7/26/2024		1,656.25
46227	98204	AYABLE ACCOUNTS_P	7/18/2024	BRIDGEWAY ACADEMY	13818	RECONCILED	7/26/2024		70.00
46229	98205	AYABLE ACCOUNTS_P	7/18/2024	BRIDGEWAY THERAPY CENTER	8777	RECONCILED	7/30/2024		653.32
46240	98206	AYABLE ACCOUNTS_P	7/18/2024	CARDINAL RENTAL & SALES, LTD	12171	RECONCILED	7/29/2024		100.00
46241	98207	AYABLE ACCOUNTS_P	7/18/2024	CARRIE ROBERTS	9752	RECONCILED	7/22/2024		591.52
46234	98208	AYABLE ACCOUNTS_P	7/18/2024	COLE DISTRIBUTIN G	13826	RECONCILED	7/23/2024		400.00
				CRISIS PREVENTION INSTITUTE					

Start Date: 7/1/2024

End Date: 7/31/2024

LEXINGTON LOCAL SCHOOLS

Disbursement Summary Report

Reference Number	Check Number	Type	Date	Name	Vendor #	Status	Reconcile Date	Void Date	Amount
46223	98209	ACCOUNTS_P AYABLE	7/18/2024	CULLIGAN QUALITY WATER	610	RECONCILED	7/24/2024		\$ 39.00
46237	98210	ACCOUNTS_P AYABLE	7/18/2024	DON CALHOUN	3216	RECONCILED	7/23/2024		46.25
46230	98211	ACCOUNTS_P AYABLE	7/18/2024	EDUCATIONA L SERVICE CENTER OF	10315	RECONCILED	7/26/2024		250.00
46222	98212	ACCOUNTS_P AYABLE	7/18/2024	ELIZABETH A. RIEGEL	10733	RECONCILED	7/24/2024		500.00
46243	98213	ACCOUNTS_P AYABLE	7/18/2024	GRAINGER	5843	RECONCILED	7/29/2024		2,497.70
46247	98214	ACCOUNTS_P AYABLE	7/18/2024	HD SUPPLY FACILITIES	6504	RECONCILED	7/24/2024		231.73
46217	98215	ACCOUNTS_P AYABLE	7/18/2024	J & B ACCOUSTICA L	1555	RECONCILED	7/22/2024		747.23
46218	98216	ACCOUNTS_P AYABLE	7/18/2024	KELL ACE HARDWARE	8329	RECONCILED	7/23/2024		553.40
46245	98217	ACCOUNTS_P AYABLE	7/18/2024	LESCH BATTERY & POWER	9943	RECONCILED	7/22/2024		71.00
46250	98218	ACCOUNTS_P AYABLE	7/18/2024	LOWE'S	5906	RECONCILED	7/24/2024		108.26
46236	98219	ACCOUNTS_P AYABLE	7/18/2024	MAST LEPLEY	13734	RECONCILED	7/23/2024		83.79
46225	98220	ACCOUNTS_P AYABLE	7/18/2024	MENARDS	10810	RECONCILED	7/26/2024		263.80
46228	98221	ACCOUNTS_P AYABLE	7/18/2024	MID-OHIO AUTO REPAIR	8414	RECONCILED	7/29/2024		639.43
46244	98222	ACCOUNTS_P AYABLE	7/18/2024	MOLLY ARNETT	13343	RECONCILED	7/26/2024		25.00
46224	98223	ACCOUNTS_P AYABLE	7/18/2024	NAPA	13723	RECONCILED	7/23/2024		3,452.45
46246	98224	ACCOUNTS_P AYABLE	7/18/2024	PIONEER MANUFACTU RING CO.	1020	OUTSTANDIN G			231.09
46220	98225	ACCOUNTS_P AYABLE	7/18/2024	RAINBOW ROOTS, LLC	14104	RECONCILED	7/24/2024		1,575.00
46221	98226	ACCOUNTS_P AYABLE	7/18/2024	RENHILL GROUP, INC.	10075	RECONCILED	7/23/2024		40,493.72
46232	98227	ACCOUNTS_P AYABLE	7/18/2024	RUMPKE	11508	RECONCILED	7/25/2024		308.44
46235	98228	ACCOUNTS_P AYABLE	7/18/2024	SHERWIN- WILLIAMS CO.	741	OUTSTANDIN G			212.45
46216	98229	ACCOUNTS_P AYABLE	7/18/2024	SIESEL DISTRIBUTIN G	10297	RECONCILED	7/26/2024		231.81
46248	98230	ACCOUNTS_P AYABLE	7/18/2024	SMETZ'S TIRE SERVICE CENTER	10453	RECONCILED	7/25/2024		22.50
46239	98231	ACCOUNTS_P AYABLE	7/18/2024	TODD SCHEIBER	11815	OUTSTANDIN G			225.13
46226	98232	ACCOUNTS_P AYABLE	7/18/2024	TREASURER, STATE OF OHIO	9906	RECONCILED	7/25/2024		202.50
46259	98233	ACCOUNTS_P AYABLE	7/22/2024	GRADY ENTERPRISE S, INC.	9664	OUTSTANDIN G			1,249.03
46260	98234	ACCOUNTS_P AYABLE	7/22/2024	SUNGRAPHI CS INC.	10672	RECONCILED	7/29/2024		1,047.13
46285	98235	ACCOUNTS_P AYABLE	7/25/2024	AARON TAYLOR	14141	OUTSTANDIN G			596.43

Start Date: 7/1/2024

End Date: 7/31/2024

LEXINGTON LOCAL SCHOOLS

Disbursement Summary Report

Reference Number	Check Number	Type	Date	Name	Vendor #	Status	Reconcile Date	Void Date	Amount
46261	98236	ACCOUNTS_P AYABLE	7/25/2024	AMAZON CAPITAL SERVICES	13575	RECONCILED	7/30/2024		\$ 2,032.98
46262	98237	ACCOUNTS_P AYABLE	7/25/2024	BRIDGEWAY ACADEMY	11513	OUTSTANDIN G			595.00
46263	98238	ACCOUNTS_P AYABLE	7/25/2024	BRIDGEWAY THERAPY CENTER	13818	OUTSTANDIN G			3,190.00
46264	98239	ACCOUNTS_P AYABLE	7/25/2024	CBIZ BENEFITS & INSURANCE	8780	RECONCILED	7/30/2024		2,750.00
46276	98240	ACCOUNTS_P AYABLE	7/25/2024	CHRISTINA MUELLER	14143	RECONCILED	7/30/2024		25.00
46265	98241	ACCOUNTS_P AYABLE	7/25/2024	COMDOC INC	13671	RECONCILED	7/31/2024		5,376.76
46266	98242	ACCOUNTS_P AYABLE	7/25/2024	CULLIGAN QUALITY WATER	610	RECONCILED	7/30/2024		212.00
46281	98243	ACCOUNTS_P AYABLE	7/25/2024	DAHNI REYNOLDS	13829	OUTSTANDIN G			11,276.15
46283	98244	ACCOUNTS_P AYABLE	7/25/2024	ELIZABETH A. RIEGEL	10733	OUTSTANDIN G			150.00
46267	98245	ACCOUNTS_P AYABLE	7/25/2024	FUSION APPAREL	11164	RECONCILED	7/30/2024		385.60
46269	98246	ACCOUNTS_P AYABLE	7/25/2024	ITsavvy	10601	RECONCILED	7/31/2024		22,142.56
46270	98247	ACCOUNTS_P AYABLE	7/25/2024	JONATHAN KASTRAN	14142	OUTSTANDIN G			596.43
46272	98248	ACCOUNTS_P AYABLE	7/25/2024	KIMBALL MIDWEST	11066	RECONCILED	7/30/2024		467.22
46271	98249	ACCOUNTS_P AYABLE	7/25/2024	KYRSTIN KENTOSH	13414	OUTSTANDIN G			25.00
46273	98250	ACCOUNTS_P AYABLE	7/25/2024	LEXINGTON LOCAL SCHOOLS	3377	OUTSTANDIN G			1,470.28
46274	98251	ACCOUNTS_P AYABLE	7/25/2024	MEDINA COUNTY SCHOOLS' ESC	3780	RECONCILED	7/31/2024		170.00
46275	98252	ACCOUNTS_P AYABLE	7/25/2024	MID-OHIO ED. SERVICE CENTER	69	RECONCILED	7/29/2024		6,460.00
46277	98253	ACCOUNTS_P AYABLE	7/25/2024	NEWSWANG ER MACHINE LTD	14127	RECONCILED	7/30/2024		32.58
46278	98254	ACCOUNTS_P AYABLE	7/25/2024	NORTH CENTRAL OHIO ESC	9382	RECONCILED	7/30/2024		10,289.64
46279	98255	ACCOUNTS_P AYABLE	7/25/2024	NRG BUSINESS MARKETING	11543	RECONCILED	7/31/2024		2,388.78
46280	98256	ACCOUNTS_P AYABLE	7/25/2024	RENHILL GROUP, INC.	10075	RECONCILED	7/30/2024		181.43
46282	98257	ACCOUNTS_P AYABLE	7/25/2024	SCHOLASTIC INC.	5271	RECONCILED	7/30/2024		3,215.50
46284	98258	ACCOUNTS_P AYABLE	7/25/2024	STEALTH PARTNER GROUP	13604	RECONCILED	7/30/2024		50,412.75
46268	98259	ACCOUNTS_P AYABLE	7/25/2024	TERRI HAESEKER	9655	OUTSTANDIN G			46.25
46291	98260	ACCOUNTS_P AYABLE	7/25/2024	AMERICAN ELECTRIC POWER	701	OUTSTANDIN G			27,370.19
46287	98261	ACCOUNTS_P AYABLE	7/25/2024	COLUMBIA GAS	11662	OUTSTANDIN G			2,067.65
46294	98262	ACCOUNTS_P	7/25/2024	CURRICULU	20	OUTSTANDIN			65,969.00

Start Date: 7/1/2024

End Date: 7/31/2024

LEXINGTON LOCAL SCHOOLS Disbursement Summary Report

Reference Number	Check Number	Type	Date	Name	Vendor #	Status	Reconcile Date	Void Date	Amount
		AYABLE		M ASSOCIATES, INC.		G			
46288	98263	ACCOUNTS_P AYABLE	7/25/2024	HYLANT ADMINISTRATIVE SERVICES	10942	OUTSTANDING			\$ 95,107.00
46286	98264	ACCOUNTS_P AYABLE	7/25/2024	JOY BOWMAN	9902	RECONCILED	7/29/2024		83.08
46289	98265	ACCOUNTS_P AYABLE	7/25/2024	LAZEL	9645	OUTSTANDING			8,676.00
46293	98266	ACCOUNTS_P AYABLE	7/25/2024	STEPHANIE BLACKSTONE	7728	OUTSTANDING			83.08
46292	98267	ACCOUNTS_P AYABLE	7/25/2024	STEPHANIE SAURERS	7460	OUTSTANDING			160.00
46290	98268	ACCOUNTS_P AYABLE	7/25/2024	WESTBROOK CC GOLF SHOP	13260	OUTSTANDING			1,612.33
46296	98269	ACCOUNTS_P AYABLE	7/29/2024	JAMES HAYES	13087	RECONCILED	7/29/2024		1,552.56
46297	98270	ACCOUNTS_P AYABLE	7/29/2024	STERLING DISTRIBUTION	10141	OUTSTANDING			25,470.72
46299	98271	ACCOUNTS_P AYABLE	7/29/2024	WESTBROOK CC GOLF SHOP	13260	OUTSTANDING			500.00
46295	98272	ACCOUNTS_P AYABLE	7/25/2024	TIFFANY PERRY	9312	OUTSTANDING			370.00
46300	98273	ACCOUNTS_P AYABLE	7/30/2024	ALL AMERICAN ROOF PROS	14133	OUTSTANDING			50,000.00
46301	98274	ACCOUNTS_P AYABLE	7/30/2024	AMAZON CAPITAL SERVICES	13575	OUTSTANDING			1,333.21
46302	98275	ACCOUNTS_P AYABLE	7/30/2024	BENCHMARK EDUCATION CO.	9923	OUTSTANDING			4,763.00
46303	98276	ACCOUNTS_P AYABLE	7/30/2024	CARDINAL BUS SALES & SERVICE	6515	OUTSTANDING			695.17
46305	98277	ACCOUNTS_P AYABLE	7/30/2024	LIMINEX, INC	14137	OUTSTANDING			2,925.00
46306	98278	ACCOUNTS_P AYABLE	7/30/2024	MAKE MUSIC INC	7208	OUTSTANDING			3,617.47
46304	98279	ACCOUNTS_P AYABLE	7/30/2024	McGRAW-HILL COMPANIES	797277	OUTSTANDING			44,890.20
46307	98280	ACCOUNTS_P AYABLE	7/30/2024	METRONOME MUSIC STORE	740	OUTSTANDING			202.60
46308	98281	ACCOUNTS_P AYABLE	7/30/2024	OHIO.NET INTERNET PROVIDERS	13038	OUTSTANDING			416.15
46309	98282	ACCOUNTS_P AYABLE	7/30/2024	ORIENTAL TRADING COMPANY, INC.	5777	OUTSTANDING			316.32
46310	98283	ACCOUNTS_P AYABLE	7/30/2024	POST MASTER	918	OUTSTANDING			1,386.21
46311	98284	ACCOUNTS_P AYABLE	7/30/2024	QUENCH USA INC	9919	OUTSTANDING			49.86
46312	98285	ACCOUNTS_P AYABLE	7/30/2024	VERIZON WIRELESS	7415	OUTSTANDING			530.51
46313	98286	ACCOUNTS_P AYABLE	7/30/2024	XEROX CORPORATION	13945	OUTSTANDING			2,757.34

Start Date: 7/1/2024

End Date: 7/31/2024

LEXINGTON LOCAL SCHOOLS Disbursement Summary Report

Reference Number	Check Number	Type	Date	Name	Vendor #	Status	Reconcile Date	Void Date	Amount
46252	692251	PAYROLL	7/17/2024	N LEXINGTON LOCAL SCHOOLS		RECONCILED	7/17/2024		\$ 616,725.05
46251	692252	PAYROLL	7/8/2024	LEXINGTON LOCAL SCHOOLS		RECONCILED	7/8/2024		612,273.21
46254	692253	ACCOUNTS_P AYABLE	7/19/2024	MEMO-S.E.R.S.	900997	RECONCILED	7/19/2024		2,737.88
46253	692254	ACCOUNTS_P AYABLE	7/19/2024	MEMO-S.T.R.S.	900998	RECONCILED	7/19/2024		8,852.51
46256	692255	ACCOUNTS_P AYABLE	7/19/2024	ANTHEM BENEFIT SERVICES	900902	RECONCILED	7/19/2024		425,750.84
46255	692256	ACCOUNTS_P AYABLE	7/19/2024	LEXINGTON SCHOOLS - PAYROLL	900934	RECONCILED	7/19/2024		16,825.75
46258	692257	ACCOUNTS_P AYABLE	7/19/2024	MEMO-S.E.R.S.	900997	RECONCILED	7/19/2024		2,737.89
46257	692258	ACCOUNTS_P AYABLE	7/19/2024	MEMO-S.T.R.S.	900998	RECONCILED	7/19/2024		8,852.51
46314	692259	ACCOUNTS_P AYABLE	7/30/2024	MEMO-MID OHIO ESC	900069	RECONCILED	7/30/2024		1,213.88
46315	692260	ACCOUNTS_P AYABLE	7/19/2024	MEMO-S.E.R.S.	900997	OUTSTANDIN G			51,756.00
46316	692261	ACCOUNTS_P AYABLE	7/19/2024	MEMO-S.T.R.S.	900998	OUTSTANDIN G			142,044.00
Grand Total									\$ 2,563,170.90

Reporting Period: August 2024 (FY 2025)

Start Date: 7/01/2024

End Date: 7/31/2024

8/7/24 1:41 PM

LEXINGTON LOCAL SCHOOLS Receipts Ledger Report

Receipt #	Line #	Date	Type	Description	Full Account Code	Amount
Fund: 001						
Receipt: 1410						
79164	1	7/31/2024	RC	Richland Bank Interest	001-1410-0000-000000-000	\$ 21,499.27
						\$ 21,499.27
Receipt: 1740						
79142	6	7/18/2024	RC	Summer School Fees	001-1740-0000-000000-100	210.00
79163	1	7/31/2024	RC	HS Fees - Pay For It	001-1740-0000-000000-100	32.00
79163	2	7/31/2024	RC	Jr High Fees - Pay For It	001-1740-0000-000000-200	0.00
79163	3	7/31/2024	RC	Eastern Fees - Pay For It	001-1740-0000-000000-300	0.00
79163	4	7/31/2024	RC	Central Fees - Pay For It	001-1740-0000-000000-400	0.00
79163	5	7/31/2024	RC	Western Fees - Pay For It	001-1740-0000-000000-500	0.00
						\$ 242.00
Receipt: 1890						
79141	7	7/12/2024	RC	Sonova Refund	001-1890-0000-000000-000	806.00
79141	8	7/12/2024	RC	Grainger Rebate	001-1890-0000-000000-000	874.15
79157	1	7/31/2024	RC	Recycling	001-1890-0000-000000-000	93.28
						\$ 1,773.43
Receipt: 3110						
79152	1	7/12/2024	RC	Base Cost	001-3110-0000-000000-000	262,096.19
79152	3	7/12/2024	RC	Targeted Assistance	001-3110-0000-000000-000	57,819.82
79152	4	7/12/2024	RC	Special Education Funding	001-3110-0000-000000-000	44,930.78
79152	8	7/12/2024	RC	Supplement Targeted Assistance	001-3110-0000-000000-000	0.00
79152	9	7/12/2024	RC	Temporary Transitional Aid Guarantee	001-3110-0000-000000-000	0.00
79152	11	7/12/2024	RC	Transportation	001-3110-0000-000000-000	31,206.66
79152	12	7/12/2024	RC	Formula Transition Supplement	001-3110-0000-000000-000	0.00
79152	13	7/12/2024	RC	Preschool Special Educ Funding	001-3110-0000-000000-000	7,022.46
79152	14	7/12/2024	RC	Special Educ Transportation	001-3110-0000-000000-000	3,565.15
79153	1	7/26/2024	RC	Base Cost	001-3110-0000-000000-000	262,098.49
79153	3	7/26/2024	RC	Targeted Assistance	001-3110-0000-000000-000	58,037.66
79153	4	7/26/2024	RC	Special Education Funding	001-3110-0000-000000-000	44,932.18
79153	8	7/26/2024	RC	Supplement Targeted Assistance	001-3110-0000-000000-000	0.00
79153	9	7/26/2024	RC	Temporary Transitional Aid Guarantee	001-3110-0000-000000-000	0.00
79153	11	7/26/2024	RC	Transportation	001-3110-0000-000000-000	31,206.66
79153	12	7/26/2024	RC	Formula Transition Supplement	001-3110-0000-000000-000	0.00
79153	13	7/26/2024	RC	Preschool Special Educ Funding	001-3110-0000-000000-000	6,992.18
79153	14	7/26/2024	RC	Special Educ Transportation	001-3110-0000-000000-000	3,565.62
						\$ 813,473.85
Receipt: 3211						
79152	5	7/12/2024	RC	Economic Disadvantaged Funding	001-3211-0000-000000-000	2,925.69
79153	5	7/26/2024	RC	Economic Disadvantaged Funding	001-3211-0000-000000-000	2,925.75

Reporting Period: August 2024 (FY 2025)

Start Date: 7/01/2024

End Date: 7/31/2024

8/7/24 1:41 PM

LEXINGTON LOCAL SCHOOLS Receipts Ledger Report

Receipt #	Line #	Date	Type	Description	Full Account Code	Amount	
						\$ 5,851.44	
Receipt:	3215						
79152	10	7/12/2024	RC	Career Tech Education Funding	001-3215-0000-000000-000	\$ 513.83	
79153	10	7/26/2024	RC	Career Tech Education Funding	001-3215-0000-000000-000	513.88	
						\$ 1,027.71	
Receipt:	3216						
79152	7	7/12/2024	RC	Gifted Education Funding	001-3216-0000-000000-000	5,365.03	
79153	7	7/26/2024	RC	Gifted Education Funding	001-3216-0000-000000-000	5,365.08	
						\$ 10,730.11	
Receipt:	3217						
79152	6	7/12/2024	RC	English Learners Funding	001-3217-0000-000000-000	166.31	
79153	6	7/26/2024	RC	English Learners Funding	001-3217-0000-000000-000	166.32	
						\$ 332.63	
Receipt:	3218						
79152	2	7/12/2024	RC	Base Cost - Student Wellness and Success	001-3218-0000-000000-000	13,189.21	
79153	2	7/26/2024	RC	Base Cost - Student Wellness and Success	001-3218-0000-000000-000	13,189.33	
						\$ 26,378.54	
Receipt:	3219						
79162	1	7/18/2024	RC	Catastrophic Sp Ed Pymt	001-3219-0000-000000-000	9,786.18	
						\$ 9,786.18	
Receipt:	3300						
79161	1	7/31/2024	RC	MEDICAID Recd - 7/5	001-3300-0000-000000-000	2,222.19	
79161	2	7/31/2024	RC	MEDICAID Recd - 7/25	001-3300-0000-000000-000	1,895.17	
						\$ 4,117.36	
						\$ 895,212.52	
Fund:	004						
Receipt:	1410						
79164	6	7/31/2024	RC	LFI Fund	004-1410-0000-000000-000	1,424.70	
						\$ 1,424.70	
						\$ 1,424.70	
Fund:	006						
Receipt:	1410						
79164	4	7/31/2024	RC	Richland Bank Interest	006-1410-0000-000000-000	774.75	
						\$ 774.75	
Receipt:	1512						
79156	3	7/16/2024	RC	Cafeteria Type A Lunch - Eastern	006-1512-0000-000000-300	43.00	
79163	6	7/31/2024	RC	HS Lunch - Pay For It	006-1512-0000-000000-100	262.55	
79163	7	7/31/2024	RC	Jr High Lunch - Pay For It	006-1512-0000-000000-200	0.00	
79163	8	7/31/2024	RC	Eastern Lunch - Pay For It	006-1512-0000-000000-300	331.35	
79163	9	7/31/2024	RC	Central Lunch - Pay For It	006-1512-0000-000000-400	0.00	

Reporting Period: August 2024 (FY 2025)

Start Date: 7/01/2024

End Date: 7/31/2024

8/7/24 1:41 PM

LEXINGTON LOCAL SCHOOLS Receipts Ledger Report

Receipt #	Line #	Date	Type	Description	Full Account Code	Amount	
	79163	10	7/31/2024	RC	Western Lunch - Pay For It	006-1512-0000-000000-500	\$ 0.00
Receipt:	1890					\$ 636.90	
	79156	1	7/16/2024	RC	3.5 Breakfast, Principal Breakfast, Teacher Work Day	006-1890-0000-000000-000	550.76
	79156	2	7/16/2024	RC	Fusion June-July Outreach	006-1890-0000-000000-000	100.00
						\$ 650.76	
Fund:	007					\$ 2,062.41	
Receipt:	1410						
	79164	5	7/31/2024	RC	Richland Bank Int - Minutemen	007-1410-9100-000000-000	295.68
Receipt:	1820					\$ 295.68	
	79142	5	7/18/2024	RC	Terry McCammon Scholarship	007-1820-9800-000000-000	500.00
						\$ 500.00	
Fund:	010					\$ 795.68	
Receipt:	1410						
	79164	7	7/31/2024	RC	Classroom Facilities Fund	010-1410-0000-000000-000	1,826.77
						\$ 1,826.77	
Fund:	018						
Receipt:	1690						
	79158	1	7/31/2024	RC	Recycling - High School	018-1690-9100-000000-000	12.90
	79141	5	7/12/2024	RC	Marco Photo PK Yearbook Commission	018-1690-9500-000000-000	40.04
Receipt:	1820					\$ 52.94	
	79160	1	7/31/2024	RC	Kona Ice Eastern PBIS	018-1820-9300-000000-000	1,100.00
	79160	21	7/31/2024	RC	Eastern Donation	018-1820-9300-000000-000	100.00
						\$ 1,200.00	
Fund:	019					\$ 1,252.94	
Receipt:	1890						
	79141	2	7/12/2024	RC	PTO Recycling-Central	019-1890-9121-000000-000	1.51
	79142	2	7/18/2024	RC	PTO Recycling-Central	019-1890-9121-000000-000	1.19
	79141	3	7/12/2024	RC	PTO Recycling-Eastern	019-1890-9122-000000-000	1.51
	79142	3	7/18/2024	RC	PTO Recycling-Eastern	019-1890-9122-000000-000	1.19
	79141	4	7/12/2024	RC	PTO Recycling-Western	019-1890-9123-000000-000	1.50
	79142	4	7/18/2024	RC	PTO Recycling-Western	019-1890-9123-000000-000	1.18
						\$ 8.08	

Reporting Period: August 2024 (FY 2025)

Start Date: 7/01/2024

End Date: 7/31/2024

8/7/24 1:41 PM

LEXINGTON LOCAL SCHOOLS Receipts Ledger Report

Receipt #	Line #	Date	Type	Description	Full Account Code	Amount
						\$ 8.08
Fund:	024					
Receipt:	1410					
79164	2	7/31/2024	RC	Richland Bank Int. 024	024-1410-0000-000000-000	\$ 1,422.49
						\$ 1,422.49
Receipt:	1872					
79148	1	7/19/2024	RC	Board's Premiums July	024-1872-0000-000000-000	425,750.84
79149	1	7/19/2024	RC	Employees' Premiums July	024-1872-0000-000000-000	78,182.68
						\$ 503,933.52
						\$ 505,356.01
Fund:	200					
Receipt:	1620					
79159	2	7/31/2024	RC	Yearbook Sales	200-1620-9119-000000-000	25.00
						\$ 25.00
Receipt:	1690					
79141	6	7/12/2024	RC	Music Theater International Refund	200-1690-9102-000000-000	329.70
79159	1	7/31/2024	RC	Yearbook ad sales	200-1690-9119-000000-000	5,520.00
						\$ 5,849.70
						\$ 5,874.70
Fund:	300					
Receipt:	1690					
79140	1	7/10/2024	RC	Exclusive Ad (Matthew Trittschuh Insurance)	300-1690-9600-000000-000	2,000.00
79140	3	7/10/2024	RC	Game One	300-1690-9600-000000-000	76.58
79140	4	7/10/2024	RC	First Financial 2nd Quarter Give Back	300-1690-9600-000000-000	15.00
79154	1	7/26/2024	RC	Park National Bank - Athlete of the Month	300-1690-9600-000000-000	1,000.00
79154	2	7/26/2024	RC	K12 Licensing Clothing Royalties	300-1690-9600-000000-000	280.42
						\$ 3,372.00
Receipt:	1890					
79140	2	7/10/2024	RC	Track Invitational Entry Fee	300-1890-9600-000000-712	150.00
						\$ 150.00
						\$ 3,522.00
Fund:	516					
Receipt:	4220					
79143	1	7/10/2024	RC	IDEA-B Revenue	516-4220-9024-000000-000	6,603.49
						\$ 6,603.49
						\$ 6,603.49
Fund:	572					
Receipt:	4220					
79145	1	7/10/2024	RC	Title I Revenue	572-4220-9024-000000-000	53,633.00
						\$ 53,633.00

Reporting Period: August 2024 (FY 2025)

8/7/24 1:41 PM

Start Date: 7/01/2024

End Date: 7/31/2024

LEXINGTON LOCAL SCHOOLS
Receipts Ledger Report

Receipt #	Line #	Date	Type	Description	Full Account Code	Amount	
						\$ 53,633.00	
Fund:	584						
Receipt:	4220						
79144	1	7/10/2024	RC	Stronger Connections Grant Revenue	584-4220-9924-000000-000	\$ 35,950.58	
						\$ 35,950.58	
Grand Total						\$ 1,513,522.88	

Reporting Period: July 2024 (FY 2025)

8/7/24 1:42 PM

As Of Period: 07/31/2024

LEXINGTON LOCAL SCHOOLS
Revenue Account Summary

Fund-SCC	Description	FYTDReceivable	FYTD Received	MTD Received	YTD Received
SCC:	0000				
001-0000	GENERAL FUND	\$ 27,673,387.30	\$ 895,212.52	\$ 895,212.52	\$ 16,922,932.77
		\$ 27,673,387.30	\$ 895,212.52	\$ 895,212.52	\$ 16,922,932.77
SCC:	9412				
001-9412	GENERAL BUDGET RESERVE SET- ASIDE-1%/BWC	0.00	0.00	0.00	0.00
		\$ 0.00	\$ 0.00	\$ 0.00	\$ 0.00
SCC:	0000				
002-0000	BOND RETIREMENT FUND	3,434,135.16	0.00	0.00	2,048,033.37
003-0000	PERMANENT IMPROVEMENT FUND	770,289.09	0.00	0.00	460,838.47
004-0000	LFI BUILDING FUND	18,281.23	1,424.70	1,424.70	10,021.33
006-0000	FOOD SERVICE FUND	1,078,913.14	2,062.41	2,062.41	646,873.81
		\$ 5,301,618.62	\$ 3,487.11	\$ 3,487.11	\$ 3,165,766.98
SCC:	9100				
007-9100	LEXINGTON MINUTEMEN ACADEMIC SCHOLARSHIP FUND	19,768.86	295.68	295.68	12,821.17
		\$ 19,768.86	\$ 295.68	\$ 295.68	\$ 12,821.17
SCC:	9800				
007-9800	TERRY McCAMMON SCHOLARSHIP FUND	0.00	500.00	500.00	500.00
		\$ 0.00	\$ 500.00	\$ 500.00	\$ 500.00
SCC:	9801				
007-9801	MINUTEMAN ALUMNI SCHOLARSHIP FUND	0.00	0.00	0.00	0.00
		\$ 0.00	\$ 0.00	\$ 0.00	\$ 0.00
SCC:	9999				
007-9999	LEXINGTON SCHOOLS TRUST FUND	0.00	0.00	0.00	0.00
		\$ 0.00	\$ 0.00	\$ 0.00	\$ 0.00
SCC:	0000				
010-0000	CLASSROOM FACILITIES CONSTRUCTION FUND	23,654.60	1,826.77	1,826.77	12,849.42
		\$ 23,654.60	\$ 1,826.77	\$ 1,826.77	\$ 12,849.42
SCC:	9100				
018-9100	HIGH SCHOOL PRINCIPAL'S FUND	8,346.35	12.90	12.90	4,904.43
		\$ 8,346.35	\$ 12.90	\$ 12.90	\$ 4,904.43
SCC:	9101				
018-9101	HIGH SCHOOL FLOWER FUND	115.00	0.00	0.00	115.00
		\$ 115.00	\$ 0.00	\$ 0.00	\$ 115.00
SCC:	9102				
018-9102	PUBLIC SCHOOL SUPPORT	100.00	0.00	0.00	100.00
		\$ 100.00	\$ 0.00	\$ 0.00	\$ 100.00
SCC:	9200				

Reporting Period: July 2024 (FY 2025)

As Of Period: 07/31/2024

8/7/24 1:42 PM

LEXINGTON LOCAL SCHOOLS
Revenue Account Summary

Fund-SCC	Description	FYTDReceivable	FYTD Received	MTD Received	YTD Received
018-9200	JUNIOR HIGH PRINCIPAL'S FUND	\$ 3,485.63	\$ 0.00	\$ 0.00	\$ 711.82
		\$ 3,485.63	\$ 0.00	\$ 0.00	\$ 711.82
SCC:	9300				
018-9300	EASTERN PRINCIPAL'S FUND	18,332.77	1,200.00	1,200.00	8,978.98
		\$ 18,332.77	\$ 1,200.00	\$ 1,200.00	\$ 8,978.98
SCC:	9301				
018-9301	EASTERN ELEMENTARY BOOKFAIR/BOXTOPS FUND	1,885.22	0.00	0.00	47.70
		\$ 1,885.22	\$ 0.00	\$ 0.00	\$ 47.70
SCC:	9302				
018-9302	EASTERN ELEMENTARY MATH	0.00	0.00	0.00	0.00
		\$ 0.00	\$ 0.00	\$ 0.00	\$ 0.00
SCC:	9303				
018-9303	EASTERN RUN CLUB	1,030.00	0.00	0.00	0.00
		\$ 1,030.00	\$ 0.00	\$ 0.00	\$ 0.00
SCC:	9400				
018-9400	CENTRAL PRINCIPAL'S FUND	2,478.52	0.00	0.00	1,420.30
		\$ 2,478.52	\$ 0.00	\$ 0.00	\$ 1,420.30
SCC:	9401				
018-9401	CENTRAL ELEMENTARY BOOKFAIR FUND	5,066.68	0.00	0.00	1,181.78
		\$ 5,066.68	\$ 0.00	\$ 0.00	\$ 1,181.78
SCC:	9402				
018-9402	CENTRAL ELEMENTARY ART	0.00	0.00	0.00	0.00
		\$ 0.00	\$ 0.00	\$ 0.00	\$ 0.00
SCC:	9500				
018-9500	WESTERN PRINCIPAL'S FUND	2,393.06	40.04	40.04	444.26
		\$ 2,393.06	\$ 40.04	\$ 40.04	\$ 444.26
SCC:	9501				
018-9501	WESTERN ELEMENTARY BOOKFAIR/BOXTOPS FUND	258.47	0.00	0.00	210.10
		\$ 258.47	\$ 0.00	\$ 0.00	\$ 210.10
SCC:	9502				
018-9502	HIGH SCHOOL ACADEMIC BOOSTERS FUND	0.00	0.00	0.00	0.00
		\$ 0.00	\$ 0.00	\$ 0.00	\$ 0.00
SCC:	9503				
018-9503	WESTERN ELEMENTARY ART	0.00	0.00	0.00	0.00
		\$ 0.00	\$ 0.00	\$ 0.00	\$ 0.00
SCC:	9602				
018-9602	JUNIOR HIGH ACADEMIC BOOSTERS FUND	0.00	0.00	0.00	0.00

Reporting Period: July 2024 (FY 2025)
 As Of Period: 07/31/2024

8/7/24 1:42 PM

LEXINGTON LOCAL SCHOOLS
Revenue Account Summary

Fund-SCC	Description	FYTDReceivable	FYTD Received	MTD Received	YTD Received
SCC:	9901	\$ 0.00	\$ 0.00	\$ 0.00	\$ 0.00
018-9901	JUNIOR HIGH TEACHER ADVISORY FUND	\$ 0.00	\$ 0.00	\$ 0.00	\$ 0.00
SCC:	9001	\$ 0.00	\$ 0.00	\$ 0.00	\$ 0.00
019-9001	ACADEMIC BOOSTERS GRANTS	0.00	0.00	0.00	0.00
SCC:	9121	\$ 0.00	\$ 0.00	\$ 0.00	\$ 0.00
019-9121	CENTRAL ELEMENTARY PTO GRANTS	96.99	2.70	2.70	57.03
SCC:	9122	\$ 96.99	\$ 2.70	\$ 2.70	\$ 57.03
019-9122	EASTERN ELEMENTARY PTO GRANTS	99.89	2.70	2.70	57.04
SCC:	9123	\$ 99.89	\$ 2.70	\$ 2.70	\$ 57.04
019-9123	WESTERN ELEMENTARY PTO GRANTS	98.44	2.68	2.68	57.00
SCC:	9200	\$ 98.44	\$ 2.68	\$ 2.68	\$ 57.00
019-9200	RICHLAND COUNTY FOUNDATION GRANT PLAYGROUND	0.00	0.00	0.00	0.00
SCC:	9201	\$ 0.00	\$ 0.00	\$ 0.00	\$ 0.00
019-9201	RICHLAND COUNTY FOUNDATION GRANT CENTRAL PRID	0.00	0.00	0.00	0.00
SCC:	9202	\$ 0.00	\$ 0.00	\$ 0.00	\$ 0.00
019-9202	RICHLAND COUNTY FOUNDATION GRANT-HENSEL FY15	0.00	0.00	0.00	0.00
SCC:	9204	\$ 0.00	\$ 0.00	\$ 0.00	\$ 0.00
019-9204	RICHLAND COUNTY FOUNDATION GRANT-PELPHREY 15	0.00	0.00	0.00	0.00
SCC:	9205	\$ 0.00	\$ 0.00	\$ 0.00	\$ 0.00
019-9205	RICHLAND CO FOUNDATION GRANT-STAINED GLASS 16	0.00	0.00	0.00	0.00
SCC:	9206	\$ 0.00	\$ 0.00	\$ 0.00	\$ 0.00
019-9206	RICHLAND CO FOUNDATION GRANT-SEASONAL SCIE 16	0.00	0.00	0.00	0.00
		\$ 0.00	\$ 0.00	\$ 0.00	\$ 0.00

Reporting Period: July 2024 (FY 2025)

As Of Period: 07/31/2024

8/7/24 1:42 PM

LEXINGTON LOCAL SCHOOLS
Revenue Account Summary

Fund-SCC	Description	FYTDReceivable	FYTD Received	MTD Received	YTD Received
SCC:	9207				
019-9207	RICHLAND CO FOUNDATION-SCORE COMMON CORE 16	\$ 0.00	\$ 0.00	\$ 0.00	\$ 0.00
		\$ 0.00	\$ 0.00	\$ 0.00	\$ 0.00
SCC:	9208				
019-9208	RICHLAND CO FOUND-BUILD A COMM OF READERS	0.00	0.00	0.00	0.00
		\$ 0.00	\$ 0.00	\$ 0.00	\$ 0.00
SCC:	9209				
019-9209	RICH CO FOUND-LEARN TO READ FOR A LIFETIME	0.00	0.00	0.00	0.00
		\$ 0.00	\$ 0.00	\$ 0.00	\$ 0.00
SCC:	9210				
019-9210	RICH CO FOUND-MULTI-SENS APPROACH TO LEARNING	0.00	0.00	0.00	0.00
		\$ 0.00	\$ 0.00	\$ 0.00	\$ 0.00
SCC:	9211				
019-9211	RICH CO FOUND-BEE AWARENESS	0.00	0.00	0.00	0.00
		\$ 0.00	\$ 0.00	\$ 0.00	\$ 0.00
SCC:	9212				
019-9212	RICH CO FOUND-DONT LET THE PIGEON STOP TALK	0.00	0.00	0.00	0.00
		\$ 0.00	\$ 0.00	\$ 0.00	\$ 0.00
SCC:	9213				
019-9213	RICH CO FOUND-BRAIN GAMES 5.0	0.00	0.00	0.00	0.00
		\$ 0.00	\$ 0.00	\$ 0.00	\$ 0.00
SCC:	9214				
019-9214	RICH CO FOUND-TALKING SENSE TO OUR NUMBERS	0.00	0.00	0.00	0.00
		\$ 0.00	\$ 0.00	\$ 0.00	\$ 0.00
SCC:	9215				
019-9215	RICH CO FOUND-SEE THE CIVILIZATION	0.00	0.00	0.00	0.00
		\$ 0.00	\$ 0.00	\$ 0.00	\$ 0.00
SCC:	9216				
019-9216	RICH CO FOUND-SCIENCE OLYMPIAD	0.00	0.00	0.00	0.00
		\$ 0.00	\$ 0.00	\$ 0.00	\$ 0.00
SCC:	9217				
019-9217	RICH CO FOUND-KICK BACK WITH CLASSICS	0.00	0.00	0.00	0.00
		\$ 0.00	\$ 0.00	\$ 0.00	\$ 0.00
SCC:	9218				
019-9218	RICH CO FOUND-WRITE STUFF	0.00	0.00	0.00	0.00

Reporting Period: July 2024 (FY 2025)

8/7/24 1:42 PM

As Of Period: 07/31/2024

LEXINGTON LOCAL SCHOOLS
Revenue Account Summary

Fund-SCC	Description	FYTDReceivable	FYTD Received	MTD Received	YTD Received
	STEAM KIT				
SCC:	9219	\$ 0.00	\$ 0.00	\$ 0.00	\$ 0.00
019-9219	RICH CO FOUND-CLASSROOM LIBRARY	\$ 0.00	\$ 0.00	\$ 0.00	\$ 0.00
SCC:	9220	\$ 0.00	\$ 0.00	\$ 0.00	\$ 0.00
019-9220	RICH CO FOUND-LEGOS AND BUILDING BLOCKS	0.00	0.00	0.00	0.00
SCC:	9221	\$ 0.00	\$ 0.00	\$ 0.00	\$ 0.00
019-9221	RICH CO FOUND-SCIENCE DISCOVERY BINS	0.00	0.00	0.00	0.00
SCC:	9222	\$ 0.00	\$ 0.00	\$ 0.00	\$ 0.00
019-9222	RICH CO FOUND-ONE BIG HAPPY FAMILY	0.00	0.00	0.00	0.00
SCC:	9223	\$ 0.00	\$ 0.00	\$ 0.00	\$ 0.00
019-9223	RICH CO FOUND-MAKER MAVEN STEM	0.00	0.00	0.00	0.00
SCC:	9224	\$ 0.00	\$ 0.00	\$ 0.00	\$ 0.00
019-9224	RICH CO FOUND-STEM SNAP CIRCUITS	0.00	0.00	0.00	0.00
SCC:	9225	\$ 0.00	\$ 0.00	\$ 0.00	\$ 0.00
019-9225	RICH CO FOUND GRANT-STEM MATERIALS SNAP CIRCUITS	0.00	0.00	0.00	0.00
SCC:	9226	\$ 0.00	\$ 0.00	\$ 0.00	\$ 0.00
019-9226	RICH CO FOUND GRANT-SCIENCE ENRICH FIELD TRIP	0.00	0.00	0.00	0.00
SCC:	9227	\$ 0.00	\$ 0.00	\$ 0.00	\$ 0.00
019-9227	RICH CO FOUND GRANT-CAREER BOOKS AND ACTIVITIES	0.00	0.00	0.00	0.00
SCC:	9228	\$ 0.00	\$ 0.00	\$ 0.00	\$ 0.00
019-9228	RICH CO FOUND GRANT-SOCIAL STUDIES MAKERSPACE	0.00	0.00	0.00	0.00
SCC:	9229	\$ 0.00	\$ 0.00	\$ 0.00	\$ 0.00
019-9229	RICHLAND CO FOUND GRANT-	1,322.53	0.00	0.00	0.00

Reporting Period: July 2024 (FY 2025)

As Of Period: 07/31/2024

8/7/24 1:42 PM

LEXINGTON LOCAL SCHOOLS
Revenue Account Summary

Fund-SCC	Description	FYTDReceivable	FYTD Received	MTD Received	YTD Received
	SCIENCE LAB ACTIVITY REVITALIZATION				
SCC:	9230	\$ 1,322.53	\$ 0.00	\$ 0.00	\$ 0.00
019-9230	RICHLAND CO FOUND GRANT- STEAMTASTIC LEARNING	\$ 1,491.87	\$ 0.00	\$ 0.00	\$ 0.00
		\$ 1,491.87	\$ 0.00	\$ 0.00	\$ 0.00
SCC:	9231	1,413.47	0.00	0.00	0.00
019-9231	RICHLAND CO FOUND GRANT- SOCIAL STUDIES BOARD GAME STUDIO	1,413.47	0.00	0.00	0.00
		\$ 1,413.47	\$ 0.00	\$ 0.00	\$ 0.00
SCC:	9232	1,046.05	0.00	0.00	0.00
019-9232	RICHLAND CO FOUND GRANT- MARVELOUS MATHEMATICAL THINKING	1,046.05	0.00	0.00	0.00
		\$ 1,046.05	\$ 0.00	\$ 0.00	\$ 0.00
SCC:	9233	1,480.00	0.00	0.00	0.00
019-9233	RICHLAND CO FOUND GRANT- FOOTPRINT IMPRESSION LAB PROJECT	1,480.00	0.00	0.00	0.00
		\$ 1,480.00	\$ 0.00	\$ 0.00	\$ 0.00
SCC:	9234	1,184.63	0.00	0.00	0.00
019-9234	RICHLAND CO FOUND GRANT- CIRCUIT CRAZE	1,184.63	0.00	0.00	0.00
		\$ 1,184.63	\$ 0.00	\$ 0.00	\$ 0.00
SCC:	9235	1,075.65	0.00	0.00	0.00
019-9235	RICHLAND CO FOUND GRANT- NOVELS IN VERSE BOOK CLUB	1,075.65	0.00	0.00	0.00
		\$ 1,075.65	\$ 0.00	\$ 0.00	\$ 0.00
SCC:	9236	250.00	0.00	0.00	0.00
019-9236	RICHLAND CO FOUND GRANT- CODING EXPRESS BY LEGO EDUCATION	250.00	0.00	0.00	0.00
		\$ 250.00	\$ 0.00	\$ 0.00	\$ 0.00
SCC:	9301	0.00	0.00	0.00	0.00
019-9301	RICH CO FOUND/SECO ROBOTICS GRANT (HEIMANN)	0.00	0.00	0.00	0.00
		\$ 0.00	\$ 0.00	\$ 0.00	\$ 0.00
SCC:	9302	0.00	0.00	0.00	0.00
019-9302	RICH CO RETIRED TEACHERS ASSOC	0.00	0.00	0.00	0.00
		\$ 0.00	\$ 0.00	\$ 0.00	\$ 0.00
SCC:	9303	0.00	0.00	0.00	0.00
019-9303	OHIO POWER GRANT (BERRY)	0.00	0.00	0.00	0.00

Reporting Period: July 2024 (FY 2025)

As Of Period: 07/31/2024

8/7/24 1:42 PM

LEXINGTON LOCAL SCHOOLS
Revenue Account Summary

Fund-SCC	Description	FYTDReceivable	FYTD Received	MTD Received	YTD Received
SCC:	9304	\$ 0.00	\$ 0.00	\$ 0.00	\$ 0.00
019-9304	RICHLAND CO RETIRED TEACHERS - HS ENGLISH	\$ 0.00	\$ 0.00	\$ 0.00	\$ 0.00
		\$ 0.00	\$ 0.00	\$ 0.00	\$ 0.00
SCC:	9305				
019-9305	OTHER GRANT	0.00	0.00	0.00	0.00
		\$ 0.00	\$ 0.00	\$ 0.00	\$ 0.00
SCC:	9401				
019-9401	MARTHA HOLDEN JENNINGS GRANT	1,084.00	0.00	0.00	1,084.00
		\$ 1,084.00	\$ 0.00	\$ 0.00	\$ 1,084.00
SCC:	9500				
019-9500	DOLLAR GENERAL LIT FOUND - YOUTH LIT FY16	0.00	0.00	0.00	0.00
		\$ 0.00	\$ 0.00	\$ 0.00	\$ 0.00
SCC:	9502				
019-9502	RICHLAND CO HMG SENSORY GRANT	0.00	0.00	0.00	0.00
		\$ 0.00	\$ 0.00	\$ 0.00	\$ 0.00
SCC:	9616				
019-9616	WALMART TEACHER OF THE YEAR- DANIELLE SAVAGE	0.00	0.00	0.00	0.00
		\$ 0.00	\$ 0.00	\$ 0.00	\$ 0.00
SCC:	9601				
022-9601	OHSAA TOURNAMENT AGENCY FUND	181.25	0.00	0.00	(6,816.75)
		\$ 181.25	\$ 0.00	\$ 0.00	\$ (6,816.75)
SCC:	0000				
024-0000	EMPLOYEE BENEFITS FUND FOR MEDICAL/DENTAL	5,846,960.65	505,356.01	505,356.01	3,536,709.70
034-0000	OFCC PROJECT MAINTENANCE FUND	191,195.82	0.00	0.00	115,875.71
		\$ 6,038,156.47	\$ 505,356.01	\$ 505,356.01	\$ 3,652,585.41
SCC:	9101				
200-9101	HIGH SCHOOL ART CLUB	0.00	0.00	0.00	0.00
		\$ 0.00	\$ 0.00	\$ 0.00	\$ 0.00
SCC:	9102				
200-9102	HIGH SCHOOL DRAMA CLUB	9,259.47	329.70	329.70	9,589.17
		\$ 9,259.47	\$ 329.70	\$ 329.70	\$ 9,589.17
SCC:	9103				
200-9103	HIGH SCHOOL MATH CLUB	0.00	0.00	0.00	0.00
		\$ 0.00	\$ 0.00	\$ 0.00	\$ 0.00

Reporting Period: July 2024 (FY 2025)

As Of Period: 07/31/2024

8/7/24 1:42 PM

LEXINGTON LOCAL SCHOOLS
Revenue Account Summary

Fund-SCC	Description	FYTDReceivable	FYTD Received	MTD Received	YTD Received
SCC:	9104				
200-9104	HIGH SCHOOL LEADERSHIP COUNCIL	\$ 2,086.00	\$ 0.00	\$ 0.00	\$ 2,086.00
		\$ 2,086.00	\$ 0.00	\$ 0.00	\$ 2,086.00
SCC:	9105				
200-9105	HIGH SCHOOL FRENCH CLUB	0.00	0.00	0.00	0.00
		\$ 0.00	\$ 0.00	\$ 0.00	\$ 0.00
SCC:	9107				
200-9107	HIGH SCHOOL SPANISH CLUB	420.00	0.00	0.00	0.00
		\$ 420.00	\$ 0.00	\$ 0.00	\$ 0.00
SCC:	9108				
200-9108	HIGH SCHOOL LEO CLUB	816.68	0.00	0.00	0.00
		\$ 816.68	\$ 0.00	\$ 0.00	\$ 0.00
SCC:	9114				
200-9114	HIGH SCHOOL STUDENT COUNCIL FUND	4,278.50	0.00	0.00	3,663.50
		\$ 4,278.50	\$ 0.00	\$ 0.00	\$ 3,663.50
SCC:	9115				
200-9115	HIGH SCHOOL KEY CLUB	1,745.00	0.00	0.00	0.00
		\$ 1,745.00	\$ 0.00	\$ 0.00	\$ 0.00
SCC:	9116				
200-9116	HIGH SCHOOL CHESS CLUB	0.00	0.00	0.00	0.00
		\$ 0.00	\$ 0.00	\$ 0.00	\$ 0.00
SCC:	9119				
200-9119	HIGH SCHOOL YEARBOOK FUND	11,476.00	5,545.00	5,545.00	8,250.00
		\$ 11,476.00	\$ 5,545.00	\$ 5,545.00	\$ 8,250.00
SCC:	9120				
200-9120	HIGH SCHOOL JOURNALISM FUND	0.00	0.00	0.00	0.00
		\$ 0.00	\$ 0.00	\$ 0.00	\$ 0.00
SCC:	9121				
200-9121	HIGH SCHOOL NATIONAL HONOR SOCIETY	3,943.00	0.00	0.00	1,035.00
		\$ 3,943.00	\$ 0.00	\$ 0.00	\$ 1,035.00
SCC:	9160				
200-9160	HIGH SCHOOL GERMAN CLUB	0.00	0.00	0.00	0.00
		\$ 0.00	\$ 0.00	\$ 0.00	\$ 0.00
SCC:	9201				
200-9201	JUNIOR HIGH ART CLUB	681.29	0.00	0.00	681.29
		\$ 681.29	\$ 0.00	\$ 0.00	\$ 681.29
SCC:	9204				
200-9204	JUNIOR HIGH STUDENT COUNCIL FUND	1,503.00	0.00	0.00	557.00

Reporting Period: July 2024 (FY 2025)

8/7/24 1:42 PM

As Of Period: 07/31/2024

LEXINGTON LOCAL SCHOOLS
Revenue Account Summary

Fund-SCC	Description	FYTDReceivable	FYTD Received	MTD Received	YTD Received
		\$ 1,503.00	\$ 0.00	\$ 0.00	\$ 557.00
SCC:	9205				
200-9205	JUNIOR HIGH LIBRARY CLUB	\$ 0.00	\$ 0.00	\$ 0.00	\$ 0.00
		\$ 0.00	\$ 0.00	\$ 0.00	\$ 0.00
SCC:	9301				
200-9301	EASTERN ELEMENTARY STUDENT ACTIVITY FUND	257.46	0.00	0.00	257.46
		\$ 257.46	\$ 0.00	\$ 0.00	\$ 257.46
SCC:	9302				
200-9302	EASTERN ELEMENTARY ROBOTICS FUND	0.00	0.00	0.00	0.00
		\$ 0.00	\$ 0.00	\$ 0.00	\$ 0.00
SCC:	9401				
200-9401	CENTRAL ELEMENTARY STUDENT ACTIVITY FUND	0.00	0.00	0.00	0.00
		\$ 0.00	\$ 0.00	\$ 0.00	\$ 0.00
SCC:	9611				
200-9611	HIGH SCHOOL INFORMED TEENS FUND	103.82	0.00	0.00	79.55
		\$ 103.82	\$ 0.00	\$ 0.00	\$ 79.55
SCC:	9612				
200-9612	JUNIOR HIGH INFORMED TEENS FUND	40.26	0.00	0.00	30.12
		\$ 40.26	\$ 0.00	\$ 0.00	\$ 30.12
SCC:	9106				
300-9106	HIGH SCHOOL INTRAMURALS	0.00	0.00	0.00	0.00
		\$ 0.00	\$ 0.00	\$ 0.00	\$ 0.00
SCC:	9115				
300-9115	JAZZ BAND	0.00	0.00	0.00	0.00
		\$ 0.00	\$ 0.00	\$ 0.00	\$ 0.00
SCC:	9116				
300-9116	CHOIR	0.00	0.00	0.00	0.00
		\$ 0.00	\$ 0.00	\$ 0.00	\$ 0.00
SCC:	9206				
300-9206	JUNIOR HIGH PHYS ED DEPARTMENT FUND	0.00	0.00	0.00	0.00
		\$ 0.00	\$ 0.00	\$ 0.00	\$ 0.00
SCC:	9210				
300-9210	JR HIGH INSTRUMENTAL	0.00	0.00	0.00	0.00
		\$ 0.00	\$ 0.00	\$ 0.00	\$ 0.00
SCC:	9600				
300-9600	ATHLETIC FUND	278,100.33	3,522.00	3,522.00	95,936.12
		\$ 278,100.33	\$ 3,522.00	\$ 3,522.00	\$ 95,936.12

Reporting Period: July 2024 (FY 2025)

8/7/24 1:42 PM

As Of Period: 07/31/2024

LEXINGTON LOCAL SCHOOLS
Revenue Account Summary

Fund-SCC	Description	FYTDReceivable	FYTD Received	MTD Received	YTD Received
SCC:	9601				
300-9601	ATHLETIC CAPITAL FUND	\$ 46,000.00	\$ 0.00	\$ 0.00	\$ 12,500.00
		\$ 46,000.00	\$ 0.00	\$ 0.00	\$ 12,500.00
SCC:	9602				
300-9602	ORCHESTRA	0.00	0.00	0.00	0.00
		\$ 0.00	\$ 0.00	\$ 0.00	\$ 0.00
SCC:	9603				
300-9603	ELEMENTARY MUSIC	0.00	0.00	0.00	0.00
		\$ 0.00	\$ 0.00	\$ 0.00	\$ 0.00
SCC:	9605				
300-9605	BAND	0.00	0.00	0.00	0.00
		\$ 0.00	\$ 0.00	\$ 0.00	\$ 0.00
SCC:	9020				
451-9020	Network Connectivity FY 2020	0.00	0.00	0.00	0.00
		\$ 0.00	\$ 0.00	\$ 0.00	\$ 0.00
SCC:	9021				
451-9021	Network Connectivity FY 2021	0.00	0.00	0.00	0.00
		\$ 0.00	\$ 0.00	\$ 0.00	\$ 0.00
SCC:	9022				
451-9022	Network Connectivity FY2022	0.00	0.00	0.00	0.00
		\$ 0.00	\$ 0.00	\$ 0.00	\$ 0.00
SCC:	9023				
451-9023	DATA COMMUNICATION FUND	0.00	0.00	0.00	0.00
		\$ 0.00	\$ 0.00	\$ 0.00	\$ 0.00
SCC:	9024				
451-9024	DATA COMMUNICATION FUND	9,987.65	0.00	0.00	5,257.15
		\$ 9,987.65	\$ 0.00	\$ 0.00	\$ 5,257.15
SCC:	9922				
451-9922	Emergency Connectivity FY2022	0.00	0.00	0.00	0.00
		\$ 0.00	\$ 0.00	\$ 0.00	\$ 0.00
SCC:	0000				
467-0000	STUDENT WELLNESS AND SUCCESS FUND	0.00	0.00	0.00	0.00
		\$ 0.00	\$ 0.00	\$ 0.00	\$ 0.00
SCC:	9020				
499-9020	SCHOOL SAFETY GRANT FY20	0.00	0.00	0.00	0.00
		\$ 0.00	\$ 0.00	\$ 0.00	\$ 0.00
SCC:	9021				
499-9021	SCHOOL SAFETY GRANT FY21	0.00	0.00	0.00	0.00
		\$ 0.00	\$ 0.00	\$ 0.00	\$ 0.00
SCC:	9022				

Reporting Period: July 2024 (FY 2025)

As Of Period: 07/31/2024

8/7/24 1:42 PM

LEXINGTON LOCAL SCHOOLS
Revenue Account Summary

Fund-SCC	Description	FYTDReceivable	FYTD Received	MTD Received	YTD Received
499-9022	SCHOOL SAFETY GRANT FY22	\$ 0.00	\$ 0.00	\$ 0.00	\$ 0.00
		\$ 0.00	\$ 0.00	\$ 0.00	\$ 0.00
SCC:	9023				
499-9023	MISCELLANEOUS STATE GRANT FUND	0.00	0.00	0.00	0.00
		\$ 0.00	\$ 0.00	\$ 0.00	\$ 0.00
SCC:	9024				
499-9024	MISCELLANEOUS STATE GRANT FUND	10,084.58	0.00	0.00	10,084.58
		\$ 10,084.58	\$ 0.00	\$ 0.00	\$ 10,084.58
SCC:	9101				
499-9101	STATE GRANT 2001 READING IMPROV.INCENT-CENTRA	0.00	0.00	0.00	0.00
		\$ 0.00	\$ 0.00	\$ 0.00	\$ 0.00
SCC:	9121				
499-9121	SCHOOL BUS PURCHASE PROGRAM	0.00	0.00	0.00	0.00
		\$ 0.00	\$ 0.00	\$ 0.00	\$ 0.00
SCC:	9122				
499-9122	SCHOOL BUS PURCHASE PROGRAM	0.00	0.00	0.00	0.00
		\$ 0.00	\$ 0.00	\$ 0.00	\$ 0.00
SCC:	9123				
499-9123	MISCELLANEOUS STATE GRANT FUND	0.00	0.00	0.00	0.00
		\$ 0.00	\$ 0.00	\$ 0.00	\$ 0.00
SCC:	9922				
499-9922	MISCELLANEOUS STATE GRANT FUND	0.00	0.00	0.00	0.00
		\$ 0.00	\$ 0.00	\$ 0.00	\$ 0.00
SCC:	9913				
506-9913	OHIO RESIDENT EDUCATOR PROGRAM	0.00	0.00	0.00	0.00
		\$ 0.00	\$ 0.00	\$ 0.00	\$ 0.00
SCC:	9914				
506-9914	OHIO RESIDENT EDUCATOR PROGRAM	0.00	0.00	0.00	0.00
		\$ 0.00	\$ 0.00	\$ 0.00	\$ 0.00
SCC:	0000				
507-0000	ELEMENTARY AND SECONDARY SCHOOL EMERGENCY RELIEF FUND	0.00	0.00	0.00	0.00
		\$ 0.00	\$ 0.00	\$ 0.00	\$ 0.00
SCC:	9021				
507-9021	ESSER FUNDING FY21	0.00	0.00	0.00	0.00
		\$ 0.00	\$ 0.00	\$ 0.00	\$ 0.00

Reporting Period: July 2024 (FY 2025)
 As Of Period: 07/31/2024

8/7/24 1:42 PM

LEXINGTON LOCAL SCHOOLS
Revenue Account Summary

Fund-SCC	Description	FYTDReceivable	FYTD Received	MTD Received	YTD Received
SCC:	9022				
507-9022	ESSER ARP FUNDING	\$ 0.00	\$ 0.00	\$ 0.00	\$ 85,844.91
		\$ 0.00	\$ 0.00	\$ 0.00	\$ 85,844.91
SCC:	9023				
507-9023	ELEMENTARY AND SECONDARY SCHOOL EMERGENCY RELIEF FUND	0.00	0.00	0.00	0.00
		\$ 0.00	\$ 0.00	\$ 0.00	\$ 0.00
SCC:	9024				
507-9024	ARP HOMELESS GRANT	16,295.00	0.00	0.00	16,295.00
		\$ 16,295.00	\$ 0.00	\$ 0.00	\$ 16,295.00
SCC:	9921				
507-9921	ESSER II FUNDING	0.00	0.00	0.00	0.00
		\$ 0.00	\$ 0.00	\$ 0.00	\$ 0.00
SCC:	9021				
510-9021	CRF FUNDING FY21	0.00	0.00	0.00	0.00
		\$ 0.00	\$ 0.00	\$ 0.00	\$ 0.00
SCC:	9020				
516-9020	IDEA-B SPECIAL EDUCATION FY20	0.00	0.00	0.00	0.00
		\$ 0.00	\$ 0.00	\$ 0.00	\$ 0.00
SCC:	9021				
516-9021	IDEA-B SPECIAL EDUCATION FY21	0.00	0.00	0.00	0.00
		\$ 0.00	\$ 0.00	\$ 0.00	\$ 0.00
SCC:	9022				
516-9022	IDEA-B SPECIAL EDUCATION FY22	0.00	0.00	0.00	0.00
		\$ 0.00	\$ 0.00	\$ 0.00	\$ 0.00
SCC:	9023				
516-9023	IDEA PART B GRANTS	0.00	0.00	0.00	0.00
		\$ 0.00	\$ 0.00	\$ 0.00	\$ 0.00
SCC:	9024				
516-9024	IDEA PART B GRANTS	547,952.04	6,603.49	6,603.49	227,705.10
		\$ 547,952.04	\$ 6,603.49	\$ 6,603.49	\$ 227,705.10
SCC:	9025				
516-9025	IDEA PART B GRANTS	0.00	0.00	0.00	0.00
		\$ 0.00	\$ 0.00	\$ 0.00	\$ 0.00
SCC:	9922				
516-9922	IDEA PART B GRANTS	0.00	0.00	0.00	0.00
		\$ 0.00	\$ 0.00	\$ 0.00	\$ 0.00
SCC:	9020				
572-9020	TITLE I FY20	0.00	0.00	0.00	0.00
		\$ 0.00	\$ 0.00	\$ 0.00	\$ 0.00

Reporting Period: July 2024 (FY 2025)
 As Of Period: 07/31/2024

8/7/24 1:42 PM

LEXINGTON LOCAL SCHOOLS
Revenue Account Summary

Fund-SCC	Description	FYTDReceivable	FYTD Received	MTD Received	YTD Received
SCC:	9021				
572-9021	TITLE I FY21	\$ 0.00	\$ 0.00	\$ 0.00	\$ 0.00
		\$ 0.00	\$ 0.00	\$ 0.00	\$ 0.00
SCC:	9022				
572-9022	TITLE I FY22	0.00	0.00	0.00	0.00
		\$ 0.00	\$ 0.00	\$ 0.00	\$ 0.00
SCC:	9023				
572-9023	TITLE I DISADVANTAGED CHILDREN	0.00	0.00	0.00	0.00
		\$ 0.00	\$ 0.00	\$ 0.00	\$ 0.00
SCC:	9024				
572-9024	TITLE I DISADVANTAGED CHILDREN	274,992.56	53,633.00	53,633.00	190,631.37
		\$ 274,992.56	\$ 53,633.00	\$ 53,633.00	\$ 190,631.37
SCC:	9025				
572-9025	TITLE I DISADVANTAGED CHILDREN	0.00	0.00	0.00	0.00
		\$ 0.00	\$ 0.00	\$ 0.00	\$ 0.00
SCC:	9921				
572-9921	EOEC	0.00	0.00	0.00	0.00
		\$ 0.00	\$ 0.00	\$ 0.00	\$ 0.00
SCC:	9922				
572-9922	TITLE I DISADVANTAGED CHILDREN	0.00	0.00	0.00	0.00
		\$ 0.00	\$ 0.00	\$ 0.00	\$ 0.00
SCC:	9923				
572-9923	TITLE I DISADVANTAGED CHILDREN	0.00	0.00	0.00	0.00
		\$ 0.00	\$ 0.00	\$ 0.00	\$ 0.00
SCC:	9022				
584-9022	TITLE IV FY22	0.00	0.00	0.00	0.00
		\$ 0.00	\$ 0.00	\$ 0.00	\$ 0.00
SCC:	9023				
584-9023	TITLE IV, PART A, STUDENT SUPPORT AND ACADEMIC ENRICHMENT PROGRAMS	0.00	0.00	0.00	0.00
		\$ 0.00	\$ 0.00	\$ 0.00	\$ 0.00
SCC:	9024				
584-9024	TITLE IV, PART A, STUDENT SUPPORT AND ACADEMIC ENRICHMENT PROGRAMS	23,723.47	0.00	0.00	23,723.47
		\$ 23,723.47	\$ 0.00	\$ 0.00	\$ 23,723.47
SCC:	9025				

Reporting Period: July 2024 (FY 2025)
 As Of Period: 07/31/2024

8/7/24 1:42 PM

LEXINGTON LOCAL SCHOOLS
Revenue Account Summary

Fund-SCC	Description	FYTDReceivable	FYTD Received	MTD Received	YTD Received
584-9025	TITLE IV, PART A, STUDENT SUPPORT AND ACADEMIC ENRICHMENT PROGRAMS	\$ 0.00	\$ 0.00	\$ 0.00	\$ 0.00
		\$ 0.00	\$ 0.00	\$ 0.00	\$ 0.00
SCC:	9924				
584-9924	STRONGER CONNECTIONS GRANT	67,818.24	35,950.58	35,950.58	67,818.24
		\$ 67,818.24	\$ 35,950.58	\$ 35,950.58	\$ 67,818.24
SCC:	9020				
587-9020	EARLY CHILDHOOD SPECIAL EDUCATION IDEA FY20	0.00	0.00	0.00	0.00
		\$ 0.00	\$ 0.00	\$ 0.00	\$ 0.00
SCC:	9021				
587-9021	EARLY CHILDHOOD SPECIAL EDUCATION IDEA FY21	0.00	0.00	0.00	0.00
		\$ 0.00	\$ 0.00	\$ 0.00	\$ 0.00
SCC:	9022				
587-9022	EARLY CHILDHOOD SPECIAL EDUCATION IDEA FY22	0.00	0.00	0.00	0.00
		\$ 0.00	\$ 0.00	\$ 0.00	\$ 0.00
SCC:	9023				
587-9023	IDEA PRESCHOOL-HANDICAPPED	0.00	0.00	0.00	0.00
		\$ 0.00	\$ 0.00	\$ 0.00	\$ 0.00
SCC:	9024				
587-9024	IDEA PRESCHOOL-HANDICAPPED	17,365.51	0.00	0.00	17,135.57
		\$ 17,365.51	\$ 0.00	\$ 0.00	\$ 17,135.57
SCC:	9025				
587-9025	IDEA PRESCHOOL-HANDICAPPED	0.00	0.00	0.00	0.00
		\$ 0.00	\$ 0.00	\$ 0.00	\$ 0.00
SCC:	9922				
587-9922	IDEA PRESCHOOL-HANDICAPPED	0.00	0.00	0.00	0.00
		\$ 0.00	\$ 0.00	\$ 0.00	\$ 0.00
SCC:	9923				
587-9923	IDEA PRESCHOOL-HANDICAPPED	0.00	0.00	0.00	0.00
		\$ 0.00	\$ 0.00	\$ 0.00	\$ 0.00
SCC:	9020				
590-9020	TITLE II-A IMPROVING TEACHER QUALITY FY20	0.00	0.00	0.00	0.00
		\$ 0.00	\$ 0.00	\$ 0.00	\$ 0.00
SCC:	9021				
590-9021	TITLE II-A IMPROVING TEACHER QUALITY FY21	0.00	0.00	0.00	0.00
		\$ 0.00	\$ 0.00	\$ 0.00	\$ 0.00
SCC:	9022				

Reporting Period: July 2024 (FY 2025)
 As Of Period: 07/31/2024

8/7/24 1:42 PM

LEXINGTON LOCAL SCHOOLS
Revenue Account Summary

Fund-SCC	Description	FYTDReceivable	FYTD Received	MTD Received	YTD Received
590-9022	TITLE II-A IMPROVING TEACHER QUALITY FY22	\$ 0.00	\$ 0.00	\$ 0.00	\$ 0.00
SCC: 9023		\$ 0.00	\$ 0.00	\$ 0.00	\$ 0.00
590-9023	IMPROVING TEACHER QUALITY	0.00	0.00	0.00	0.00
SCC: 9024		\$ 0.00	\$ 0.00	\$ 0.00	\$ 0.00
590-9024	IMPROVING TEACHER QUALITY	70,053.06	0.00	0.00	41,304.65
SCC: 9025		\$ 70,053.06	\$ 0.00	\$ 0.00	\$ 41,304.65
590-9025	IMPROVING TEACHER QUALITY	0.00	0.00	0.00	0.00
SCC: 9020		\$ 0.00	\$ 0.00	\$ 0.00	\$ 0.00
599-9020	TITLE IV FY20	0.00	0.00	0.00	0.00
SCC: 9021		\$ 0.00	\$ 0.00	\$ 0.00	\$ 0.00
599-9021	TITLE IV FY21	0.00	0.00	0.00	0.00
SCC: 9023		\$ 0.00	\$ 0.00	\$ 0.00	\$ 0.00
599-9023	MISCELLANEOUS FED. GRANT FUND	0.00	0.00	0.00	0.00
SCC: 9921		\$ 0.00	\$ 0.00	\$ 0.00	\$ 0.00
599-9921	RICHLAND COUNTY MOBILE HOT SPOT GRANT	0.00	0.00	0.00	0.00
SCC: 9922		\$ 0.00	\$ 0.00	\$ 0.00	\$ 0.00
599-9922	MISCELLANEOUS FED. GRANT FUND	0.00	0.00	0.00	0.00
SCC: 9923		\$ 0.00	\$ 0.00	\$ 0.00	\$ 0.00
599-9923	MISCELLANEOUS FED. GRANT FUND	0.00	0.00	0.00	0.00
Grand Total		\$ 40,509,885.24	\$ 1,513,522.88	\$ 1,513,522.88	\$ 24,600,473.69

Reporting Period: July 2024 (FY 2025)

8/7/24 1:43 PM

As Of Period: 07/31/2024

LEXINGTON LOCAL SCHOOLS Appropriation Summary Report

Fund-SCC	Description	FYTD Appropriated	Prior Year Encumbrance	FYTD Expendable	FYTD Expended	MTD Expended	Encumbrance	Future Encumbrance	FYTD Unencumbered	Percent Expended/Encumbered
001-0000	GENERAL FUND	\$ 14,090,105.88	\$ 718,410.33	\$ 14,808,516.21	\$ 2,390,745.05	\$ 2,390,745.05	\$ 3,828,422.95	\$ (9,205.82)	\$ 8,589,348.21	42.00 %
001-9412	GENERAL BUDGET RESERVE SET-ASIDE-1%/BWC	0.00	0.00	0.00	0.00	0.00	0.00	0.00	0.00	0.00
002-0000	BOND RETIREMENT FUND	1,545,189.52	0.00	1,545,189.52	0.00	0.00	0.00	0.00	1,545,189.52	0.00
003-0000	PERMANENT IMPROVEMENT FUND	400,075.05	0.00	400,075.05	61,222.54	61,222.54	188,776.50	11,241.50	150,076.01	62.49
004-0000	LFI BUILDING FUND	28,470.18	0.00	28,470.18	0.00	0.00	0.00	0.00	28,470.18	0.00
006-0000	FOOD SERVICE FUND	497,753.86	267.29	498,021.15	43,953.77	43,953.77	250,849.66	(645.24)	203,217.72	59.19
007-9100	LEXINGTON MINUTEMEN ACADEMIC SCHOLARSHIP FUND	8,750.00	0.00	8,750.00	0.00	0.00	0.00	0.00	8,750.00	0.00
007-9800	TERRY McCAMMON SCHOLARSHIP FUND	0.00	0.00	0.00	0.00	0.00	0.00	0.00	0.00	0.00
007-9801	MINUTEMAN ALUMNI SCHOLARSHIP FUND	0.00	0.00	0.00	0.00	0.00	0.00	0.00	0.00	0.00
007-9999	LEXINGTON SCHOOLS TRUST FUND	0.00	0.00	0.00	0.00	0.00	0.00	0.00	0.00	0.00
010-0000	CLASSROOM FACILITIES CONSTRUCTION FUND	94,609.00	0.00	94,609.00	0.00	0.00	0.00	0.00	94,609.00	0.00
018-9100	HIGH SCHOOL PRINCIPAL'S FUND	4,312.42	0.00	4,312.42	0.00	0.00	300.00	0.00	4,012.42	6.96
018-9101	HIGH SCHOOL FLOWER FUND	32.00	0.00	32.00	0.00	0.00	300.00	(88.00)	(268.00)	937.50
018-9102	PUBLIC SCHOOL SUPPORT	0.00	0.00	0.00	0.00	0.00	0.00	0.00	0.00	0.00
018-9200	JUNIOR HIGH PRINCIPAL'S FUND	816.77	0.00	816.77	0.00	0.00	0.00	0.00	816.77	0.00
018-9300	EASTERN PRINCIPAL'S FUND	8,246.55	0.00	8,246.55	0.00	0.00	600.00	0.00	7,646.55	7.28
018-9301	EASTERN ELEMENTARY BOOKFAIR/BOXTOP S FUND	1,410.59	0.00	1,410.59	0.00	0.00	4,000.00	0.00	(2,589.41)	283.57
018-9302	EASTERN ELEMENTARY	0.00	0.00	0.00	0.00	0.00	0.00	0.00	0.00	0.00

Reporting Period: July 2024 (FY 2025)

8/7/24 1:43 PM

As Of Period: 07/31/2024

LEXINGTON LOCAL SCHOOLS Appropriation Summary Report

Fund-SCC	Description	FYTD Appropriated	Prior Year Encumbrance	FYTD Expendable	FYTD Expended	MTD Expended	Encumbrance	Future Encumbrance	FYTD Unencumbered	Percent Expended/Encumbered
	MATH									
018-9303	EASTERN RUN CLUB	\$ 552.43	\$ 0.00	\$ 552.43	\$ 0.00	\$ 0.00	\$ 0.00	\$ 0.00	\$ 552.43	0.00 %
018-9400	CENTRAL PRINCIPAL'S FUND	3,075.29	0.00	3,075.29	0.00	0.00	4,038.10	0.00	(962.81)	131.31
018-9401	CENTRAL ELEMENTARY BOOKFAIR FUND	1,789.64	0.00	1,789.64	0.00	0.00	0.00	0.00	1,789.64	0.00
018-9402	CENTRAL ELEMENTARY ART	0.00	0.00	0.00	0.00	0.00	0.00	0.00	0.00	0.00
018-9500	WESTERN PRINCIPAL'S FUND	2,934.88	1,253.00	4,187.88	544.92	544.92	5,512.78	(1,175.70)	(1,869.82)	144.65
018-9501	WESTERN ELEMENTARY BOOKFAIR/BOXTOP S FUND	0.00	0.00	0.00	0.00	0.00	0.00	0.00	0.00	0.00
018-9502	HIGH SCHOOL ACADEMIC BOOSTERS FUND	0.00	0.00	0.00	0.00	0.00	0.00	0.00	0.00	0.00
018-9503	WESTERN ELEMENTARY ART	0.00	0.00	0.00	0.00	0.00	0.00	0.00	0.00	0.00
018-9602	JUNIOR HIGH ACADEMIC BOOSTERS FUND	0.00	0.00	0.00	0.00	0.00	0.00	0.00	0.00	0.00
018-9901	JUNIOR HIGH TEACHER ADVISORY FUND	0.00	0.00	0.00	0.00	0.00	0.00	0.00	0.00	0.00
019-9001	ACADEMIC BOOSTERS GRANTS	0.00	0.00	0.00	0.00	0.00	0.00	0.00	0.00	0.00
019-9121	CENTRAL ELEMENTARY PTO GRANTS	0.00	0.00	0.00	0.00	0.00	0.00	0.00	0.00	0.00
019-9122	EASTERN ELEMENTARY PTO GRANTS	0.00	0.00	0.00	0.00	0.00	0.00	0.00	0.00	0.00
019-9123	WESTERN ELEMENTARY PTO GRANTS	0.00	0.00	0.00	0.00	0.00	0.00	0.00	0.00	0.00
019-9200	RICHLAND COUNTY FOUNDATION GRANT PLAYGROUND	0.00	0.00	0.00	0.00	0.00	0.00	0.00	0.00	0.00
019-9201	RICHLAND COUNTY FOUNDATION GRANT CENTRAL PRID	0.00	0.00	0.00	0.00	0.00	0.00	0.00	0.00	0.00
019-9202	RICHLAND COUNTY FOUNDATION	0.00	0.00	0.00	0.00	0.00	0.00	0.00	0.00	0.00

Reporting Period: July 2024 (FY 2025)

8/7/24 1:43 PM

As Of Period: 07/31/2024

LEXINGTON LOCAL SCHOOLS Appropriation Summary Report

Fund-SCC	Description	FYTD Appropriated	Prior Year Encumbrance	FYTD Expendable	FYTD Expended	MTD Expended	Encumbrance	Future Encumbrance	FYTD Unencumbered	Percent Expended/Encumbered
019-9204	GRANT-HENSEL FY15 RICHLAND COUNTY FOUNDATION GRANT-PELPHREY 15	\$ 0.00	\$ 0.00	\$ 0.00	\$ 0.00	\$ 0.00	\$ 0.00	\$ 0.00	\$ 0.00	0.00 %
019-9205	RICHLAND CO FOUNDATION GRANT-STAINED GLASS 16	0.00	0.00	0.00	0.00	0.00	0.00	0.00	0.00	0.00
019-9206	RICHLAND CO FOUNDATION GRANT-SEASONAL SCIE 16	0.00	0.00	0.00	0.00	0.00	0.00	0.00	0.00	0.00
019-9207	RICHLAND CO FOUNDATION- SCORE COMMON CORE 16	0.00	0.00	0.00	0.00	0.00	0.00	0.00	0.00	0.00
019-9208	RICHLAND CO FOUND-BUILD A COMM OF READERS	0.00	0.00	0.00	0.00	0.00	0.00	0.00	0.00	0.00
019-9209	RICH CO FOUND- LEARN TO READ FOR A LIFETIME	0.00	0.00	0.00	0.00	0.00	0.00	0.00	0.00	0.00
019-9210	RICH CO FOUND- MULTI-SENS APPROACH TO LEARNING	0.00	0.00	0.00	0.00	0.00	0.00	0.00	0.00	0.00
019-9211	RICH CO FOUND- BEE AWARENESS	0.00	0.00	0.00	0.00	0.00	0.00	0.00	0.00	0.00
019-9212	RICH CO FOUND- DONT LET THE PIGEON STOP TALK	0.00	0.00	0.00	0.00	0.00	0.00	0.00	0.00	0.00
019-9213	RICH CO FOUND- BRAIN GAMES 5.0	0.00	0.00	0.00	0.00	0.00	0.00	0.00	0.00	0.00
019-9214	RICH CO FOUND- TALKING SENSE TO OUR NUMBERS	0.00	0.00	0.00	0.00	0.00	0.00	0.00	0.00	0.00
019-9215	RICH CO FOUND- SEE THE CIVILIZATION	0.00	0.00	0.00	0.00	0.00	0.00	0.00	0.00	0.00
019-9216	RICH CO FOUND- SCIENCE OLYMPIAD	0.00	0.00	0.00	0.00	0.00	0.00	0.00	0.00	0.00
019-9217	RICH CO FOUND- KICK BACK WITH CLASSICS	0.00	0.00	0.00	0.00	0.00	0.00	0.00	0.00	0.00

Reporting Period: July 2024 (FY 2025)

8/7/24 1:43 PM

As Of Period: 07/31/2024

LEXINGTON LOCAL SCHOOLS Appropriation Summary Report

Fund-SCC	Description	FYTD Appropriated	Prior Year Encumbrance	FYTD Expendable	FYTD Expended	MTD Expended	Encumbrance	Future Encumbrance	FYTD Unencumbered	Percent Expended/Encumbered
019-9218	RICH CO FOUND- WRITE STUFF STEAM KIT	\$ 0.00	\$ 0.00	\$ 0.00	\$ 0.00	\$ 0.00	\$ 0.00	\$ 0.00	\$ 0.00	0.00 %
019-9219	RICH CO FOUND- CLASSROOM LIBRARY	0.00	0.00	0.00	0.00	0.00	0.00	0.00	0.00	0.00
019-9220	RICH CO FOUND- LEGOS AND BUILDING BLOCKS	0.00	0.00	0.00	0.00	0.00	0.00	0.00	0.00	0.00
019-9221	RICH CO FOUND- SCIENCE DISCOVERY BINS	0.00	0.00	0.00	0.00	0.00	0.00	0.00	0.00	0.00
019-9222	RICH CO FOUND- ONE BIG HAPPY FAMILY	0.00	0.00	0.00	0.00	0.00	0.00	0.00	0.00	0.00
019-9223	RICH CO FOUND- MAKER MAVEN STEM	0.00	0.00	0.00	0.00	0.00	0.00	0.00	0.00	0.00
019-9224	RICH CO FOUND- STEM SNAP CIRCUITS	0.00	0.00	0.00	0.00	0.00	0.00	0.00	0.00	0.00
019-9225	RICH CO FOUND GRANT-STEM MATERIALS SNAP CIRCUITS	0.00	0.00	0.00	0.00	0.00	0.00	0.00	0.00	0.00
019-9226	RICH CO FOUND GRANT-SCIENCE ENRICH FIELD TRIP	0.00	0.00	0.00	0.00	0.00	0.00	0.00	0.00	0.00
019-9227	RICH CO FOUND GRANT-CAREER BOOKS AND ACTIVITIES	0.00	0.00	0.00	0.00	0.00	0.00	0.00	0.00	0.00
019-9228	RICH CO FOUND GRANT-SOCIAL STUDIES MAKERSPACE	0.00	0.00	0.00	0.00	0.00	0.00	0.00	0.00	0.00
019-9229	RICHLAND CO FOUND GRANT- SCIENCE LAB ACTIVITY REVITALIZATION	640.11	0.00	640.11	0.00	0.00	0.00	0.00	640.11	0.00
019-9230	RICHLAND CO FOUND GRANT- STEAMTASTIC LEARNING	745.17	0.00	745.17	0.00	0.00	0.00	0.00	745.17	0.00
019-9231	RICHLAND CO FOUND GRANT- SOCIAL STUDIES BOARD GAME	638.50	0.00	638.50	0.00	0.00	0.00	0.00	638.50	0.00

Reporting Period: July 2024 (FY 2025)

8/7/24 1:43 PM

As Of Period: 07/31/2024

LEXINGTON LOCAL SCHOOLS Appropriation Summary Report

Fund-SCC	Description	FYTD Appropriated	Prior Year Encumbrance	FYTD Expendable	FYTD Expended	MTD Expended	Encumbrance	Future Encumbrance	FYTD Unencumbered	Percent Expended/Encumbered
	STUDIO									
019-9232	RICHLAND CO FOUND GRANT-MARVELOUS MATHEMATICAL THINKING	\$ 518.71	\$ 0.00	\$ 518.71	\$ 0.00	\$ 0.00	\$ 0.00	\$ 0.00	\$ 518.71	0.00 %
019-9233	RICHLAND CO FOUND GRANT-FOOTPRINT IMPRESSION LAB PROJECT	702.28	0.00	702.28	0.00	0.00	0.00	0.00	702.28	0.00
019-9234	RICHLAND CO FOUND GRANT-CIRCUIT CRAZE	577.32	0.00	577.32	0.00	0.00	0.00	0.00	577.32	0.00
019-9235	RICHLAND CO FOUND GRANT-NOVELS IN VERSE BOOK CLUB	531.65	0.00	531.65	0.00	0.00	0.00	0.00	531.65	0.00
019-9236	RICHLAND CO FOUND GRANT-CODING EXPRESS BY LEGO EDUCATION	123.98	0.00	123.98	0.00	0.00	0.00	0.00	123.98	0.00
019-9301	RICH CO FOUND/SECO ROBOTICS GRANT (HEIMANN)	0.00	0.00	0.00	0.00	0.00	0.00	0.00	0.00	0.00
019-9302	RICH CO RETIRED TEACHERS ASSOC	0.00	0.00	0.00	0.00	0.00	0.00	0.00	0.00	0.00
019-9303	OHIO POWER GRANT (BERRY)	0.00	0.00	0.00	0.00	0.00	0.00	0.00	0.00	0.00
019-9304	RICHLAND CO RETIRED TEACHERS - HS ENGLISH	0.00	0.00	0.00	0.00	0.00	0.00	0.00	0.00	0.00
019-9305	OTHER GRANT	0.00	0.00	0.00	0.00	0.00	0.00	0.00	0.00	0.00
019-9401	MARTHA HOLDEN JENNINGS GRANT	541.53	0.00	541.53	0.00	0.00	0.00	0.00	541.53	0.00
019-9500	DOLLAR GENERAL LIT FOUND - YOUTH LIT FY16	0.00	0.00	0.00	0.00	0.00	0.00	0.00	0.00	0.00
019-9502	RICHLAND CO HMG SENSORY GRANT	0.00	0.00	0.00	0.00	0.00	0.00	0.00	0.00	0.00
019-9616	WALMART TEACHER OF THE YEAR-DANIELLE SAVAGE	0.00	0.00	0.00	0.00	0.00	0.00	0.00	0.00	0.00
022-9601	OHSAA	90.63	0.00	90.63	0.00	0.00	0.00	0.00	90.63	0.00

Reporting Period: July 2024 (FY 2025)

8/7/24 1:43 PM

As Of Period: 07/31/2024

LEXINGTON LOCAL SCHOOLS Appropriation Summary Report

Fund-SCC	Description	FYTD Appropriated	Prior Year Encumbrance	FYTD Expendable	FYTD Expended	MTD Expended	Encumbrance	Future Encumbrance	FYTD Unencumbered	Percent Expended/Encumbered
024-0000	TOURNAMENT AGENCY FUND EMPLOYEE BENEFITS FUND	\$ 2,909,061.46	\$ 0.00	\$ 2,909,061.46	\$ 403,305.37	\$ 403,305.37	\$ 604,837.25	\$ 0.00	\$ 1,900,918.84	34.66 %
034-0000	FOR MEDICAL/DENTAL OFCC PROJECT MAINTENANCE FUND	1,898.83	0.00	1,898.83	0.00	0.00	0.00	0.00	1,898.83	0.00
200-9101	HIGH SCHOOL ART CLUB	0.00	0.00	0.00	0.00	0.00	0.00	0.00	0.00	0.00
200-9102	HIGH SCHOOL DRAMA CLUB	6,077.33	1,521.29	7,598.62	0.00	0.00	1,521.29	0.00	6,077.33	20.02
200-9103	HIGH SCHOOL MATH CLUB	0.00	0.00	0.00	0.00	0.00	0.00	0.00	0.00	0.00
200-9104	HIGH SCHOOL LEADERSHIP COUNCIL	289.88	0.00	289.88	0.00	0.00	0.00	0.00	289.88	0.00
200-9105	HIGH SCHOOL FRENCH CLUB	0.00	0.00	0.00	0.00	0.00	0.00	0.00	0.00	0.00
200-9107	HIGH SCHOOL SPANISH CLUB	0.00	385.60	385.60	385.60	385.60	0.00	0.00	0.00	100.00
200-9108	HIGH SCHOOL LEO CLUB	259.00	0.00	259.00	0.00	0.00	0.00	0.00	259.00	0.00
200-9114	HIGH SCHOOL STUDENT COUNCIL FUND	2,104.31	0.00	2,104.31	0.00	0.00	2,700.00	0.00	(595.69)	128.31
200-9115	HIGH SCHOOL KEY CLUB	1,284.13	0.00	1,284.13	0.00	0.00	0.00	0.00	1,284.13	0.00
200-9116	HIGH SCHOOL CHESS CLUB	0.00	0.00	0.00	0.00	0.00	0.00	0.00	0.00	0.00
200-9119	HIGH SCHOOL YEARBOOK FUND	460.17	0.00	460.17	0.00	0.00	10,825.00	(7,456.06)	(10,364.83)	2352.39
200-9120	HIGH SCHOOL JOURNALISM FUND	107.50	0.00	107.50	0.00	0.00	0.00	0.00	107.50	0.00
200-9121	HIGH SCHOOL NATIONAL HONOR SOCIETY	1,694.00	0.00	1,694.00	0.00	0.00	1,385.00	0.00	309.00	81.76
200-9160	HIGH SCHOOL GERMAN CLUB	0.00	0.00	0.00	0.00	0.00	0.00	0.00	0.00	0.00
200-9201	JUNIOR HIGH ART CLUB	0.00	0.00	0.00	0.00	0.00	0.00	0.00	0.00	0.00
200-9204	JUNIOR HIGH STUDENT COUNCIL FUND	259.35	2,084.00	2,343.35	1,862.00	1,862.00	300.00	0.00	181.35	92.26
200-9205	JUNIOR HIGH LIBRARY CLUB	0.00	0.00	0.00	0.00	0.00	0.00	0.00	0.00	0.00
200-9301	EASTERN	622.50	0.00	622.50	0.00	0.00	0.00	0.00	622.50	0.00

Reporting Period: July 2024 (FY 2025)

8/7/24 1:43 PM

As Of Period: 07/31/2024

LEXINGTON LOCAL SCHOOLS Appropriation Summary Report

Fund-SCC	Description	FYTD Appropriated	Prior Year Encumbrance	FYTD Expendable	FYTD Expended	MTD Expended	Encumbrance	Future Encumbrance	FYTD Unencumbered	Percent Expended/Encumbered
	ELEMENTARY STUDENT ACTIVITY FUND									
200-9302	EASTERN	\$ 0.00	\$ 0.00	\$ 0.00	\$ 0.00	\$ 0.00	\$ 0.00	\$ 0.00	\$ 0.00	0.00 %
200-9401	ELEMENTARY ROBOTICS FUND	0.00	0.00	0.00	0.00	0.00	0.00	0.00	0.00	0.00
200-9611	CENTRAL ELEMENTARY STUDENT ACTIVITY FUND	186.49	0.00	186.49	0.00	0.00	0.00	0.00	186.49	0.00
200-9612	HIGH SCHOOL INFORMED TEENS FUND	89.07	0.00	89.07	0.00	0.00	0.00	0.00	89.07	0.00
300-9106	JUNIOR HIGH INFORMED TEENS FUND	0.00	0.00	0.00	0.00	0.00	0.00	0.00	0.00	0.00
300-9115	HIGH SCHOOL INTRAMURALS	0.00	0.00	0.00	0.00	0.00	0.00	0.00	0.00	0.00
300-9116	JAZZ BAND	179.35	0.00	179.35	0.00	0.00	0.00	0.00	179.35	0.00
300-9206	CHOIR	262.18	121.96	384.14	0.00	0.00	1,321.96	0.00	(937.82)	344.13
300-9210	JUNIOR HIGH PHYS ED DEPARTMENT FUND	0.00	0.00	0.00	0.00	0.00	0.00	0.00	0.00	0.00
300-9600	JR HIGH INSTRUMENTAL	143,200.31	1,113.83	144,314.14	4,172.67	4,172.67	191,920.86	(21,842.43)	(51,779.39)	135.88
300-9601	ATHLETIC CAPITAL FUND	19,707.50	0.00	19,707.50	0.00	0.00	0.00	0.00	19,707.50	0.00
300-9602	ORCHESTRA	0.00	0.00	0.00	0.00	0.00	0.00	0.00	0.00	0.00
300-9603	ELEMENTARY MUSIC	0.00	0.00	0.00	0.00	0.00	0.00	0.00	0.00	0.00
300-9605	BAND	0.00	0.00	0.00	0.00	0.00	0.00	0.00	0.00	0.00
451-9020	Network Connectivity FY 2020	0.00	0.00	0.00	0.00	0.00	0.00	0.00	0.00	0.00
451-9021	Network Connectivity FY 2021	0.00	0.00	0.00	0.00	0.00	0.00	0.00	0.00	0.00
451-9022	Network Connectivity FY2022	0.00	0.00	0.00	0.00	0.00	0.00	0.00	0.00	0.00
451-9023	DATA COMMUNICATION FUND	0.00	0.00	0.00	0.00	0.00	0.00	0.00	0.00	0.00
451-9024	DATA COMMUNICATION FUND	4,500.00	0.00	4,500.00	0.00	0.00	9,000.00	0.00	(4,500.00)	200.00
451-9922	Emergency	0.00	0.00	0.00	0.00	0.00	0.00	0.00	0.00	0.00

Reporting Period: July 2024 (FY 2025)

8/7/24 1:43 PM

As Of Period: 07/31/2024

LEXINGTON LOCAL SCHOOLS Appropriation Summary Report

Fund-SCC	Description	FYTD Appropriated	Prior Year Encumbrance	FYTD Expendable	FYTD Expended	MTD Expended	Encumbrance	Future Encumbrance	FYTD Unencumbered	Percent Expended/Encumbered
	Connectivity FY2022									
467-0000	STUDENT WELLNESS AND SUCCESS FUND	\$ 0.00	\$ 0.00	\$ 0.00	\$ 0.00	\$ 0.00	\$ 0.00	\$ 0.00	\$ 0.00	0.00 %
499-9020	SCHOOL SAFETY GRANT FY20	0.00	0.00	0.00	0.00	0.00	0.00	0.00	0.00	0.00
499-9021	SCHOOL SAFETY GRANT FY21	0.00	0.00	0.00	0.00	0.00	0.00	0.00	0.00	0.00
499-9022	SCHOOL SAFETY GRANT FY22	0.00	0.00	0.00	0.00	0.00	0.00	0.00	0.00	0.00
499-9023	MISCELLANEOUS STATE GRANT FUND	0.00	0.00	0.00	0.00	0.00	0.00	0.00	0.00	0.00
499-9024	MISCELLANEOUS STATE GRANT FUND	5,042.29	0.00	5,042.29	0.00	0.00	0.00	0.00	5,042.29	0.00
499-9101	STATE GRANT 2001 READING IMPROV.INCENT-	0.00	0.00	0.00	0.00	0.00	0.00	0.00	0.00	0.00
499-9121	SCHOOL BUS PURCHASE PROGRAM	0.00	0.00	0.00	0.00	0.00	0.00	0.00	0.00	0.00
499-9122	SCHOOL BUS PURCHASE PROGRAM	0.00	0.00	0.00	0.00	0.00	0.00	0.00	0.00	0.00
499-9123	MISCELLANEOUS STATE GRANT FUND	0.00	0.00	0.00	0.00	0.00	0.00	0.00	0.00	0.00
499-9922	MISCELLANEOUS STATE GRANT FUND	0.00	0.00	0.00	0.00	0.00	0.00	0.00	0.00	0.00
506-9913	OHIO RESIDENT EDUCATOR PROGRAM	0.00	0.00	0.00	0.00	0.00	0.00	0.00	0.00	0.00
506-9914	OHIO RESIDENT EDUCATOR PROGRAM	0.00	0.00	0.00	0.00	0.00	0.00	0.00	0.00	0.00
507-0000	ELEMENTARY AND SECONDARY SCHOOL EMERGENCY RELIEF FUND	0.00	0.00	0.00	0.00	0.00	0.00	0.00	0.00	0.00
507-9021	ESSER FUNDING FY21	0.00	0.00	0.00	0.00	0.00	0.00	0.00	0.00	0.00
507-9022	ESSER ARP FUNDING	0.00	0.00	0.00	0.00	0.00	0.00	0.00	0.00	0.00
507-9023	ELEMENTARY AND SECONDARY	0.00	0.00	0.00	0.00	0.00	0.00	0.00	0.00	0.00

Reporting Period: July 2024 (FY 2025)

8/7/24 1:43 PM

As Of Period: 07/31/2024

LEXINGTON LOCAL SCHOOLS Appropriation Summary Report

Fund-SCC	Description	FYTD Appropriated	Prior Year Encumbrance	FYTD Expendable	FYTD Expended	MTD Expended	Encumbrance	Future Encumbrance	FYTD Unencumbered	Percent Expended/Encumbered
	SCHOOL EMERGENCY RELIEF FUND									
507-9024	ARP HOMELESS GRANT	\$ 8,147.52	\$ 0.00	\$ 8,147.52	\$ 0.00	\$ 0.00	\$ 0.00	\$ 0.00	\$ 8,147.52	0.00 %
507-9921	ESSER II FUNDING	0.00	0.00	0.00	0.00	0.00	0.00	0.00	0.00	0.00
510-9021	CRF FUNDING FY21	0.00	0.00	0.00	0.00	0.00	0.00	0.00	0.00	0.00
516-9020	IDEA-B SPECIAL EDUCATION FY20	0.00	0.00	0.00	0.00	0.00	0.00	0.00	0.00	0.00
516-9021	IDEA-B SPECIAL EDUCATION FY21	0.00	0.00	0.00	0.00	0.00	0.00	0.00	0.00	0.00
516-9022	IDEA-B SPECIAL EDUCATION FY22	0.00	0.00	0.00	0.00	0.00	0.00	0.00	0.00	0.00
516-9023	IDEA PART B GRANTS	0.00	0.00	0.00	0.00	0.00	0.00	0.00	0.00	0.00
516-9024	IDEA PART B GRANTS	273,976.08	0.00	273,976.08	0.00	0.00	0.00	0.00	273,976.08	0.00
516-9025	IDEA PART B GRANTS	0.00	0.00	0.00	5,957.34	5,957.34	831,678.24	(130.00)	(837,635.58)	0.00
516-9922	IDEA PART B GRANTS	0.00	0.00	0.00	0.00	0.00	0.00	0.00	0.00	0.00
572-9020	TITLE I FY20	0.00	0.00	0.00	0.00	0.00	0.00	0.00	0.00	0.00
572-9021	TITLE I FY21	0.00	0.00	0.00	0.00	0.00	0.00	0.00	0.00	0.00
572-9022	TITLE I FY22	0.00	0.00	0.00	0.00	0.00	0.00	0.00	0.00	0.00
572-9023	TITLE I DISADVANTAGED CHILDREN	0.00	0.00	0.00	0.00	0.00	0.00	0.00	0.00	0.00
572-9024	TITLE I DISADVANTAGED CHILDREN	135,874.67	0.00	135,874.67	9,822.12	9,822.12	0.00	0.00	126,052.55	7.23
572-9025	TITLE I DISADVANTAGED CHILDREN	0.00	0.00	0.00	1,573.38	1,573.38	1,533.68	0.00	(3,107.06)	0.00
572-9921	EOEC	0.00	0.00	0.00	0.00	0.00	0.00	0.00	0.00	0.00
572-9922	TITLE I DISADVANTAGED CHILDREN	0.00	0.00	0.00	0.00	0.00	0.00	0.00	0.00	0.00
572-9923	TITLE I DISADVANTAGED CHILDREN	0.00	0.00	0.00	0.00	0.00	0.00	0.00	0.00	0.00
584-9022	TITLE IV FY22	0.00	0.00	0.00	0.00	0.00	0.00	0.00	0.00	0.00
584-9023	TITLE IV, PART A, STUDENT SUPPORT AND ACADEMIC ENRICHMENT PROGRAMS	0.00	0.00	0.00	0.00	0.00	0.00	0.00	0.00	0.00
584-9024	TITLE IV, PART A,	11,861.74	0.00	11,861.74	0.00	0.00	0.00	0.00	11,861.74	0.00

Reporting Period: July 2024 (FY 2025)

8/7/24 1:43 PM

As Of Period: 07/31/2024

LEXINGTON LOCAL SCHOOLS Appropriation Summary Report

Fund-SCC	Description	FYTD Appropriated	Prior Year Encumbrance	FYTD Expendable	FYTD Expended	MTD Expended	Encumbrance	Future Encumbrance	FYTD Unencumbered	Percent Expended/Encumbered
584-9025	STUDENT SUPPORT AND ACADEMIC ENRICHMENT PROGRAMS TITLE IV, PART A, STUDENT SUPPORT AND ACADEMIC ENRICHMENT PROGRAMS	\$ 0.00	\$ 0.00	\$ 0.00	\$ 0.00	\$ 0.00	\$ 0.00	\$ 0.00	\$ 0.00	0.00 %
584-9924	STRONGER CONNECTIONS GRANT	33,909.12	0.00	33,909.12	0.00	0.00	0.00	0.00	33,909.12	0.00
587-9020	EARLY CHILDHOOD SPECIAL EDUCATION IDEA FY20	0.00	0.00	0.00	0.00	0.00	0.00	0.00	0.00	0.00
587-9021	EARLY CHILDHOOD SPECIAL EDUCATION IDEA FY21	0.00	0.00	0.00	0.00	0.00	0.00	0.00	0.00	0.00
587-9022	EARLY CHILDHOOD SPECIAL EDUCATION IDEA FY22	0.00	0.00	0.00	0.00	0.00	0.00	0.00	0.00	0.00
587-9023	IDEA PRESCHOOL-HANDICAPPED	0.00	0.00	0.00	0.00	0.00	0.00	0.00	0.00	0.00
587-9024	IDEA PRESCHOOL-HANDICAPPED	8,682.76	0.00	8,682.76	0.00	0.00	0.00	0.00	8,682.76	0.00
587-9025	IDEA PRESCHOOL-HANDICAPPED	0.00	0.00	0.00	0.00	0.00	11,056.50	0.00	(11,056.50)	0.00
587-9922	IDEA PRESCHOOL-HANDICAPPED	0.00	0.00	0.00	0.00	0.00	0.00	0.00	0.00	0.00
587-9923	IDEA PRESCHOOL-HANDICAPPED	0.00	0.00	0.00	0.00	0.00	0.00	0.00	0.00	0.00
590-9020	TITLE II-A IMPROVING TEACHER QUALITY FY20	0.00	0.00	0.00	0.00	0.00	0.00	0.00	0.00	0.00
590-9021	TITLE II-A IMPROVING TEACHER QUALITY FY21	0.00	0.00	0.00	0.00	0.00	0.00	0.00	0.00	0.00
590-9022	TITLE II-A IMPROVING TEACHER QUALITY FY22	0.00	0.00	0.00	0.00	0.00	0.00	0.00	0.00	0.00
590-9023	IMPROVING TEACHER QUALITY	0.00	0.00	0.00	0.00	0.00	0.00	0.00	0.00	0.00

Reporting Period: July 2024 (FY 2025)

8/7/24 1:43 PM

As Of Period: 07/31/2024

**LEXINGTON LOCAL SCHOOLS
Appropriation Summary Report**

Fund-SCC	Description	FYTD Appropriated	Prior Year Encumbrance	FYTD Expendable	FYTD Expended	MTD Expended	Encumbrance	Future Encumbrance	FYTD Unencumbered	Percent Expended/Encumbered
590-9024	IMPROVING TEACHER QUALITY	\$ 35,026.54	\$ 0.00	\$ 35,026.54	\$ 0.00	\$ 0.00	\$ 0.00	\$ 0.00	\$ 35,026.54	0.00 %
590-9025	IMPROVING TEACHER QUALITY	0.00	0.00	0.00	0.00	0.00	0.00	0.00	0.00	0.00
599-9020	TITLE IV FY20	0.00	0.00	0.00	0.00	0.00	0.00	0.00	0.00	0.00
599-9021	TITLE IV FY21	0.00	0.00	0.00	0.00	0.00	0.00	0.00	0.00	0.00
599-9023	MISCELLANEOUS FED. GRANT FUND	0.00	0.00	0.00	0.00	0.00	0.00	0.00	0.00	0.00
599-9921	RICHLAND COUNTY MOBILE HOT SPOT GRANT	0.00	0.00	0.00	0.00	0.00	0.00	0.00	0.00	0.00
599-9922	MISCELLANEOUS FED. GRANT FUND	0.00	0.00	0.00	0.00	0.00	0.00	0.00	0.00	0.00
599-9923	MISCELLANEOUS FED. GRANT FUND	0.00	0.00	0.00	0.00	0.00	0.00	0.00	0.00	0.00
Grand Total		\$ 20,297,998.02	\$ 725,157.30	\$ 21,023,155.32	\$ 2,923,544.76	\$ 2,923,544.76	\$ 5,950,879.77	\$ (29,301.75)	\$ 12,148,730.79	