

LEXINGTON LOCAL SCHOOLS



FINANCIAL REPORT
FOR THE PERIOD ENDING
AUGUST 31, 2023

PREPARED BY
JASON WHITESEL, TREASURER/CFO

Gross Depository Balances:

Richland Bank MMA 5719	\$4,384,798.42
Richland Bank Sweep Acct 3520	\$3,663,975.89
Richland Bank General Acct 0580	\$310,301.42
Richland Bank Anthem Sweep 3523	\$527,577.37
Richland Bank EE Benefits 3180	\$0.00
Richland Bank Payroll Acct 9780	\$30,938.30
Richland Bank Athletic Acct 3280	\$5,250.00

Total Depository Balances (Gross) \$8,922,841.40

Adjustments to Bank Balance:

Cash in Transit to Bank	\$3,910.00
Outstanding Checks	(\$246,584.88)
Adjustments:	
Outstanding Vision Adjustment	(\$4.04)
Municipal Income Tax	(\$1,449.46)

Total Adjustments to Bank Balance (\$244,128.38)

Investments:

Treasury Bonds and Notes	\$3,903,904.14
Certificate of Deposits	\$3,473,116.64
Other Securities	\$0.00
Other Investments:	
Richland Bank MMA 5750	\$84,692.03
Richland Bank MMA R252	\$875,646.37

Total Investments \$8,337,359.18

Cash on Hand:

Petty Cash:	
Treasurer's Office	\$100.00
High School	\$50.00
Junior High School	\$50.00
Eastern, Central, Western	\$100.00
Change Cash:	
Athletic Change	\$3,000.00
Cafeteria Change	\$276.00
Junior High School Change	\$100.00
Central Change	\$100.00
Cash with Fiscal Agent	\$0.00

Total Cash on Hand \$3,776.00

Total Balances \$17,019,848.20

Total Fund Balance \$17,019,848.20

August 01, 2023 through August 31, 2023

Account Name : Lexington Local SD Managing Agency

Account No : 5750

Summary Of Investment Holdings

Shares or Par Value	Investment Category		Avg Unit Cost	Cost Basis	Unit Price	Market Value	Estimated Current Ann Inc	Yield
<u>Money Markets - Taxable</u>								
84,692.03	Northern Instl Government Select Portfolio		1.00	84,692.03	1.00	84,692.03	4,420.92	5.22%
Totals				84,692.03		84,692.03	4,420.92	5.22%
<u>Marketable CDs</u>								
200,000	Capital One Natl Assn Va	0.500%	11/24/2023	100.00	200,000.00	98.88	1,000.00	0.51%
200,000	Luana Savings Bank	0.200%	12/29/2023	100.00	200,000.00	98.31	400.00	0.20%
100,000	Border State Bank	1.100%	03/27/2024	100.00	100,000.00	97.54	1,100.00	1.13%
200,000	Jpmorgan Chase Bk N A	4.700%	04/30/2024	100.00	200,000.00	99.49	9,400.00	4.72%
248,000	Live Oak Banking Company	1.250%	09/13/2024	100.00	248,000.00	95.65	3,100.00	1.31%
200,000	Industrial & Com Bank 0.3	0.350%	02/11/2025	100.00	200,000.00	92.84	700.00	0.38%
150,000	Barclays Bk Del	2.950%	05/12/2025	100.00	150,000.00	95.89	4,425.00	3.08%
248,000	Goldman Sachs Bk USA	0.800%	08/18/2025	100.00	248,000.00	91.36	1,984.00	0.88%
200,000	First Ctzns Bk & Tr Co Rale	4.700%	10/28/2025	100.00	200,000.00	98.48	9,400.00	4.77%
200,000	Morgan Stanley Private Bk N	4.050%	09/30/2026	100.00	200,000.00	95.79	8,100.00	4.23%
200,000	Morgan Stanley Bk N A	4.850%	10/30/2026	100.00	200,000.00	98.95	9,700.00	4.90%
248,000	Somerset Tr Co Pa	4.350%	01/13/2027	100.00	248,000.00	97.16	10,788.00	4.48%
200,000	First Bank Chicago	5.000%	05/07/2027	100.00	200,000.00	98.97	10,000.00	5.05%
243,000	Bankers Bk Madison WI	4.250%	11/24/2027	100.00	243,000.00	96.42	10,327.50	4.41%
243,000	Discover Bk	4.400%	04/17/2028	100.05	243,116.64	96.60	10,692.00	4.55%
243,000	Bmo Harris Bk Natl Assn Chi	4.500%	05/16/2028	100.00	243,000.00	96.93	10,935.00	4.64%
150,000	United Fid Bk Fsb Evansville	4.500%	06/29/2028	100.00	150,000.00	99.21	6,750.00	4.54%
Totals				3,473,116.64		3,362,959.93	108,801.50	3.24%
<u>U.S. Treasury Bills</u>								
300,000	United States Treas Bills		02/22/2024	95.15	285,455.17	97.44	16,002.04	5.47%
Totals				285,455.17		292,328.05	16,002.04	5.47%
<u>U.S. Treasury Bds/Nts</u>								
300,000	United States Treas Nts	3.250%	06/30/2027	98.00	294,000.00	95.98	9,750.00	3.39%

August 01, 2023 through August 31, 2023

Account Name : Lexington Local SD Managing Agency

Account No : 5750

Summary Of Investment Holdings

Shares or Par Value	Investment Category			Avg Unit Cost	Cost Basis	Unit Price	Market Value	Estimated Current Ann Inc	Current Yield
Totals					294,000.00		287,941.41	9,750.00	3.39%
<u>U.S. Govt Agv-Exempt State</u>									
200,000	Federal Home Loan Banks	1.650%	12/28/2023	100.00	200,000.00	98.75	197,496.62	3,300.00	1.67%
200,000	Federal Home Loan Banks	0.220%	05/24/2024	100.00	200,000.00	96.22	192,433.00	440.00	0.23%
200,000	Federal Home Loan Banks	1.000%	07/19/2024	100.00	200,000.00	96.12	192,234.33	2,000.00	1.04%
200,000	Federal Farm Cr Bks	0.430%	10/15/2024	100.00	200,000.00	94.61	189,215.68	860.00	0.45%
250,000	Federal Home Loan Banks	2.000%	12/17/2024	100.07	250,172.48	95.76	239,399.46	5,000.00	2.09%
200,000	Federal Home Loan Banks	0.500%	09/10/2025	100.00	200,000.00	91.20	182,408.20	1,000.00	0.55%
200,000	Federal Home Loan Banks	0.500%	11/12/2025	100.00	200,000.00	90.73	181,455.90	1,000.00	0.55%
200,000	Federal Home Loan Banks	1.000%	03/30/2026	100.00	200,000.00	90.56	181,116.75	2,000.00	1.10%
200,000	Federal Farm Cr Bks	4.400%	06/22/2026	100.23	200,460.98	97.66	195,329.06	8,800.00	4.51%
300,000	Federal Home Loan Banks	1.125%	09/29/2026	100.09	300,265.51	89.41	268,242.03	3,375.00	1.26%
250,000	Federal Home Loan Banks	1.300%	11/24/2026	99.88	249,687.50	89.77	224,417.44	3,250.00	1.45%
Totals					2,400,586.47		2,243,748.47	31,025.00	1.38%
<u>U.S. Govt Agv-Non-Ex St-Int Only</u>									
200,000	Federal Home Ln Mtg Corp	3.200%	05/16/2025	100.00	200,000.00	96.61	193,221.52	6,400.00	3.31%
225,000	Federal Natl Mtg Assn	0.650%	07/30/2025	99.95	224,887.50	91.82	206,594.45	1,462.50	0.71%
300,000	Federal Farm Cr Bks	5.300%	10/19/2026	99.73	299,175.00	98.87	296,607.86	15,900.00	5.36%
200,000	Federal Home Ln Mtg Corp	5.000%	09/30/2027	99.90	199,800.00	98.14	196,288.09	10,000.00	5.09%
Totals					923,862.50		892,711.92	33,762.50	3.78%
Total Investments					7,461,712.81		7,164,381.81	203,761.96	2.84%
Plus Net Cash							0.00		
Total Market Value							7,164,381.81		

Gain or Loss amounts and transactions, as shown, may not reflect the amount to be used for income tax purposes.

August 01, 2023 through August 31, 2023

Account Name : Lexington Local SD Bond Acct Man Agcy

Account No : R252

Summary Of Investment Holdings

Shares or Par Value	Investment Category	Avg Unit Cost	Cost Basis	Unit Price	Market Value	Estimated Current Ann Inc	Current Yield
Money Markets - Taxable							
875,646.37	Northern Instl Government Select Portfolio	1.00	875,646.37	1.00	875,646.37	45,708.74	5.22%
Totals			875,646.37		875,646.37	45,708.74	5.22%
Total Investments			875,646.37		875,646.37	45,708.74	5.22%
Plus Net Cash					0.00		
Total Market Value					875,646.37		

Gain or Loss amounts and transactions, as shown, may not reflect the amount to be used for income tax purposes.

LEXINGTON LOCAL SCHOOLS
INVESTMENT REPORT FOR THE MONTH ENDING
AUGUST 31, 2023

INTEREST EARNED:	THIS MONTH	FISCAL YEAR TO DATE
Richland Bank, General Sweep	\$8,679.10	\$10,161.18
Richland Bank, General MMA	\$9,760.71	\$17,610.92
Richland Bank, Anthem Sweep	\$1,212.77	\$2,445.30
Star Ohio	\$0.00	\$0.00
CDs, Bonds, and other investments	\$4,555.09	\$9,210.98
TOTAL INTEREST RECEIVED	\$24,207.67	\$39,428.38

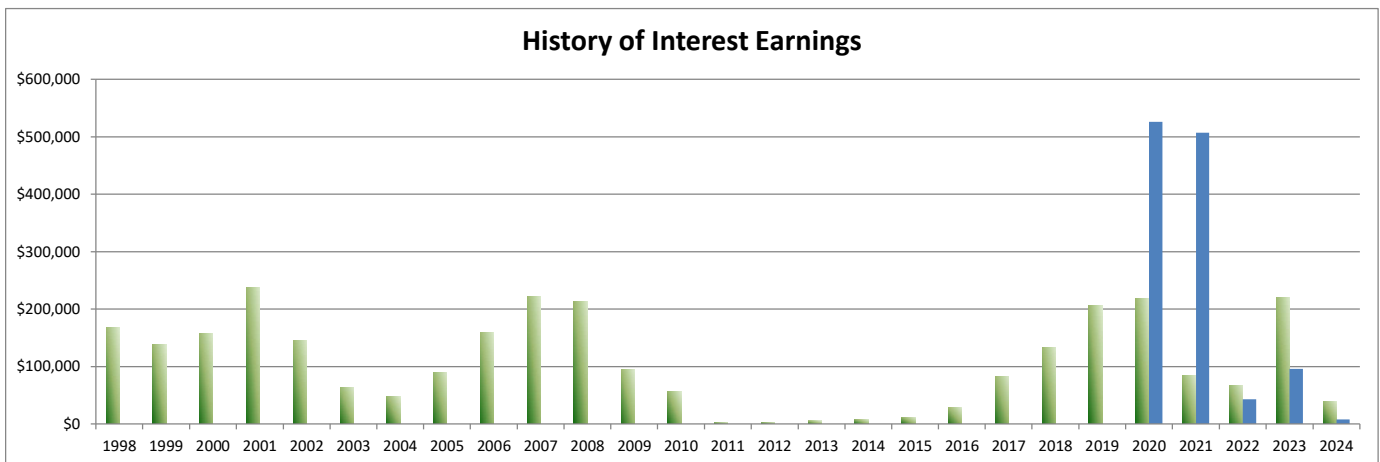
INTEREST EARNED (LEX BOND ACCT)	THIS MONTH	FISCAL YEAR TO DATE
Richland Bank, General Sweep	\$0.00	\$0.00
Richland Bank, General MMA	\$0.00	\$0.00
Richland Bank, Anthem Sweep	\$0.00	\$0.00
Star Ohio	\$0.00	\$0.00
CDs, Bonds, and other investments	\$4,101.83	\$8,016.40
TOTAL INTEREST RECEIVED	\$4,101.83	\$8,016.40

History of Interest Earnings	Fiscal Year	Interest Earnings
	1998	\$ 167,057.52
	1999	\$ 138,113.69
	2000	\$ 157,991.72
	2001	\$ 236,839.79
	2002	\$ 146,052.34
	2003	\$ 63,712.36
	2004	\$ 47,970.95
	2005	\$ 90,719.94
	2006	\$ 158,724.51
	2007	\$ 221,998.86
	2008	\$ 213,660.34
	2009	\$ 95,639.63
	2010	\$ 56,860.22
	2011	\$ 3,001.78
	2012	\$ 3,090.00
	2013	\$ 5,758.97
	2014	\$ 8,349.92
	2015	\$ 11,765.22
	2016	\$ 28,300.22
	2017	\$ 83,194.26
	2018	\$ 133,582.49
	2019	\$ 205,588.68
	2020	\$ 218,228.66
	2021	\$ 85,117.81
	2022	\$ 67,902.15
	2023	\$ 219,800.00
FISCAL Year To Date	2024	\$39,428.38

Lex Bond Acct Interest Earnings	Fiscal Year	Interest Earnings
	2020	\$526,044.24
	2021	\$507,134.12
	2022	\$43,256.67
	2023	\$96,119.37
FISCAL Year To Date	2024	\$8,016.40

Total Interest Earnings Lex Bond Acct to Date \$1,180,570.80

Total Interest Earnings 1998 to Present \$ 2,908,450.41



Reporting Period: August 2023 (FY 2024)

As Of Period: 08/31/2023

9/1/23 2:39 PM

LEXINGTON LOCAL SCHOOLS
Cash Summary Report

Full Account Code	Description	Initial Cash	MTD Received	FYTD Received	MTD Expended	FYTD Expended	Fund Balance
001-0000	GENERAL FUND	\$ 8,858,761.66	\$ 6,018,041.99	\$ 6,795,728.79	\$ 2,490,532.82	\$ 4,583,503.61	\$ 11,070,986.84
001-9412	GENERAL BUDGET RESERVE SET-ASIDE-1%/BWC	87,928.97	0.00	0.00	0.00	0.00	87,928.97
002-0000	BOND RETIREMENT FUND	1,885,999.03	1,342,566.78	1,342,566.78	22,438.53	22,438.53	3,206,127.28
003-0000	PERMANENT IMPROVEMENT FUND	32,156.92	266,539.86	266,539.86	196,880.00	292,501.52	6,195.26
004-0000	LFI BUILDING FUND	386,924.46	1,793.18	3,312.95	0.00	10,869.00	379,368.41
006-0000	FOOD SERVICE FUND	327,644.80	31,034.07	88,734.22	73,060.47	119,662.43	296,716.59
007-9100	LEXINGTON MINUTEMEN ACADEMIC SCHOLARSHIP FUND	139,793.78	2,876.66	3,057.79	0.00	0.00	142,851.57
010-0000	CLASSROOM FACILITIES CONSTRUCTION FUND	612,112.51	2,308.65	4,703.45	108,854.00	128,392.00	488,423.96
018-9100	HIGH SCHOOL PRINCIPAL'S FUND	498.99	99.06	99.06	0.00	290.50	307.55
018-9200	JUNIOR HIGH PRINCIPAL'S FUND	7,009.89	1,328.91	1,328.91	0.00	0.00	8,338.80
018-9300	EASTERN PRINCIPAL'S FUND	4,453.88	310.00	310.00	0.00	0.00	4,763.88
018-9301	EASTERN ELEMENTARY BOOKFAIR/BOXTOPS FUND	4,462.04	0.00	0.00	648.34	648.34	3,813.70
018-9302	EASTERN ELEMENTARY MATH	1,036.52	0.00	0.00	0.00	0.00	1,036.52
018-9303	EASTERN RUN CLUB	469.73	740.00	740.00	0.00	0.00	1,209.73
018-9400	CENTRAL PRINCIPAL'S FUND	5,975.08	357.22	437.22	104.95	104.95	6,307.35
018-9401	CENTRAL ELEMENTARY BOOKFAIR FUND	6,568.96	0.00	0.00	0.00	0.00	6,568.96
018-9402	CENTRAL ELEMENTARY ART	1,899.77	0.00	0.00	0.00	0.00	1,899.77
018-9500	WESTERN PRINCIPAL'S FUND	20,600.09	0.00	0.00	477.00	477.00	20,123.09
018-9501	WESTERN ELEMENTARY BOOKFAIR/BOXTOPS FUND	4,077.56	0.00	0.00	0.00	0.00	4,077.56
018-9503	WESTERN ELEMENTARY ART	812.30	0.00	0.00	0.00	0.00	812.30
018-9901	JUNIOR HIGH TEACHER ADVISORY FUND	95.30	0.00	0.00	0.00	0.00	95.30
019-9001	ACADEMIC BOOSTERS GRANTS	769.07	0.00	0.00	0.00	0.00	769.07
019-9121	CENTRAL ELEMENTARY PTO GRANTS	2,941.81	4.51	14.03	0.00	0.00	2,955.84
019-9122	EASTERN ELEMENTARY PTO GRANTS	3,592.04	4.51	14.03	0.00	0.00	3,606.07
019-9123	WESTERN ELEMENTARY PTO GRANTS	4,329.86	4.50	14.02	0.00	0.00	4,343.88
019-9200	RICHLAND COUNTY FOUNDATION GRANT PLAYGROUND	200.00	0.00	0.00	0.00	0.00	200.00
019-9226	RICH CO FOUND GRANT-SCIENCE ENRICH FIELD TRIP	91.55	0.00	0.00	0.00	0.00	91.55
019-9228	RICH CO FOUND GRANT-SOCIAL STUDIES MAKERSPACE	17.52	0.00	0.00	0.00	0.00	17.52
019-9229	RICHLAND CO FOUND GRANT-SCIENCE LAB ACTIVITY REVITALIZATION	0.00	1,322.53	1,322.53	0.00	0.00	1,322.53
019-9230	RICHLAND CO FOUND GRANT-STEAMTASTIC LEARNING	0.00	1,491.87	1,491.87	0.00	0.00	1,491.87
019-9231	RICHLAND CO FOUND GRANT-SOCIAL STUDIES BOARD GAME STUDIO	0.00	1,413.47	1,413.47	0.00	0.00	1,413.47

Reporting Period: August 2023 (FY 2024)

9/1/23 2:39 PM

As Of Period: 08/31/2023

LEXINGTON LOCAL SCHOOLS Cash Summary Report

Full Account Code	Description	Initial Cash	MTD Received	FYTD Received	MTD Expended	FYTD Expended	Fund Balance
019-9232	RICHLAND CO FOUND GRANT-MARVELOUS MATHEMATICAL THINKING	\$ 0.00	\$ 1,046.05	\$ 1,046.05	\$ 0.00	\$ 0.00	\$ 1,046.05
019-9233	RICHLAND CO FOUND GRANT-FOOTPRINT IMPRESSION LAB PROJECT	0.00	1,480.00	1,480.00	0.00	0.00	1,480.00
019-9234	RICHLAND CO FOUND GRANT-CIRCUIT CRAZE	0.00	1,184.63	1,184.63	0.00	0.00	1,184.63
019-9235	RICHLAND CO FOUND GRANT-NOVELS IN VERSE BOOK CLUB	0.00	1,075.65	1,075.65	0.00	0.00	1,075.65
019-9236	RICHLAND CO FOUND GRANT-CODING EXPRESS BY LEGO EDUCATION	0.00	250.00	250.00	0.00	0.00	250.00
019-9301	RICH CO FOUND/SECO ROBOTICS GRANT (HEIMANN)	31.72	0.00	0.00	0.00	0.00	31.72
019-9302	RICH CO RETIRED TEACHERS ASSOC	150.00	0.00	0.00	0.00	0.00	150.00
019-9304	RICHLAND CO RETIRED TEACHERS - HS ENGLISH	200.00	0.00	0.00	0.00	0.00	200.00
024-0000	EMPLOYEE BENEFITS FUND FOR MEDICAL/DENTAL	619,627.24	478,357.43	949,447.22	504,292.07	1,041,501.13	527,573.33
034-0000	OFCC PROJECT MAINTENANCE FUND	562,801.53	73,018.16	73,018.16	1,218.89	1,218.89	634,600.80
200-9101	HIGH SCHOOL ART CLUB	372.46	0.00	0.00	0.00	0.00	372.46
200-9102	HIGH SCHOOL DRAMA CLUB	29,527.66	0.00	0.00	4,680.19	4,680.19	24,847.47
200-9104	HIGH SCHOOL LEADERSHIP COUNCIL	681.50	0.00	0.00	0.00	0.00	681.50
200-9107	HIGH SCHOOL SPANISH CLUB	688.50	0.00	0.00	0.00	0.00	688.50
200-9108	HIGH SCHOOL LEO CLUB	2,236.40	0.00	0.00	0.00	0.00	2,236.40
200-9114	HIGH SCHOOL STUDENT COUNCIL FUND	5,576.85	0.00	0.00	1,500.00	1,500.00	4,076.85
200-9115	HIGH SCHOOL KEY CLUB	1,261.42	0.00	0.00	0.00	0.00	1,261.42
200-9116	HIGH SCHOOL CHESS CLUB	144.46	0.00	0.00	0.00	0.00	144.46
200-9119	HIGH SCHOOL YEARBOOK FUND	35,281.13	2,616.00	3,631.00	54.73	54.73	38,857.40
200-9120	HIGH SCHOOL JOURNALISM FUND	505.44	0.00	0.00	0.00	0.00	505.44
200-9121	HIGH SCHOOL NATIONAL HONOR SOCIETY	984.50	0.00	0.00	385.00	385.00	599.50
200-9201	JUNIOR HIGH ART CLUB	924.66	0.00	0.00	0.00	0.00	924.66
200-9204	JUNIOR HIGH STUDENT COUNCIL FUND	1,533.64	0.00	0.00	0.00	0.00	1,533.64
200-9205	JUNIOR HIGH LIBRARY CLUB	77.65	0.00	0.00	0.00	0.00	77.65
200-9301	EASTERN ELEMENTARY STUDENT ACTIVITY FUND	1,698.63	0.00	0.00	0.00	0.00	1,698.63
200-9302	EASTERN ELEMENTARY ROBOTICS FUND	575.16	0.00	0.00	0.00	0.00	575.16
200-9611	HIGH SCHOOL INFORMED TEENS FUND	903.63	12.60	12.60	0.00	0.00	916.23
200-9612	JUNIOR HIGH INFORMED TEENS FUND	1,866.19	0.00	0.00	0.00	0.00	1,866.19
300-9115	JAZZ BAND	757.62	0.00	0.00	0.00	0.00	757.62
300-9116	CHOIR	1,284.95	0.00	0.00	0.00	0.00	1,284.95
300-9206	JUNIOR HIGH PHYS ED DEPARTMENT	3,831.75	0.00	0.00	0.00	0.00	3,831.75

Reporting Period: August 2023 (FY 2024)

As Of Period: 08/31/2023

9/1/23 2:39 PM

LEXINGTON LOCAL SCHOOLS
Cash Summary Report

Full Account Code	Description	Initial Cash	MTD Received	FYTD Received	MTD Expended	FYTD Expended	Fund Balance
	FUND						
300-9210	JR HIGH INSTRUMENTAL	\$ 41.03	\$ 0.00	\$ 0.00	\$ 0.00	\$ 0.00	\$ 41.03
300-9600	ATHLETIC FUND	22,774.75	63,540.88	67,756.03	60,078.27	73,418.71	17,112.07
300-9601	ATHLETIC CAPITAL FUND	118,136.66	9,000.00	9,000.00	0.00	0.00	127,136.66
300-9602	ORCHESTRA	63.22	0.00	0.00	0.00	0.00	63.22
300-9603	ELEMENTARY MUSIC	1,572.09	0.00	0.00	0.00	0.00	1,572.09
300-9605	BAND	232.95	0.00	0.00	0.00	0.00	232.95
451-9023	DATA COMMUNICATION FUND	0.00	0.00	230.50	0.00	230.50	0.00
467-0000	STUDENT WELLNESS AND SUCCESS FUND	0.00	0.00	0.00	76.44	76.44	(76.44)
507-9022	ESSER ARP FUNDING	(211,514.33)	18,990.72	231,884.59	126,042.33	145,740.22	(125,369.96)
516-9023	IDEA PART B GRANTS	0.00	0.00	0.00	263.75	263.75	(263.75)
516-9024	IDEA PART B GRANTS	0.00	4,955.46	4,955.46	32,436.56	35,918.20	(30,962.74)
572-9023	TITLE I DISADVANTAGED CHILDREN	(3,243.26)	0.00	3,243.26	2,502.76	2,502.76	(2,502.76)
572-9024	TITLE I DISADVANTAGED CHILDREN	0.00	4,630.80	4,630.80	5,508.19	5,508.19	(877.39)
584-9924	TITLE IV, PART A, STUDENT SUPPORT AND ACADEMIC ENRICHMENT PROGRAMS	0.00	0.00	0.00	0.00	0.00	0.00
587-9023	IDEA PRESCHOOL-HANDICAPPED	0.00	0.00	0.00	0.00	0.00	0.00
587-9024	IDEA PRESCHOOL-HANDICAPPED	0.00	229.94	229.94	229.94	229.94	0.00
599-9923	MISCELLANEOUS FED. GRANT FUND	39,272.77	0.00	0.00	15,024.80	15,024.80	24,247.97
Grand Total		\$ 13,642,084.66	\$ 8,332,626.09	\$ 9,864,904.87	\$ 3,647,290.03	\$ 6,487,141.33	\$ 17,019,848.20

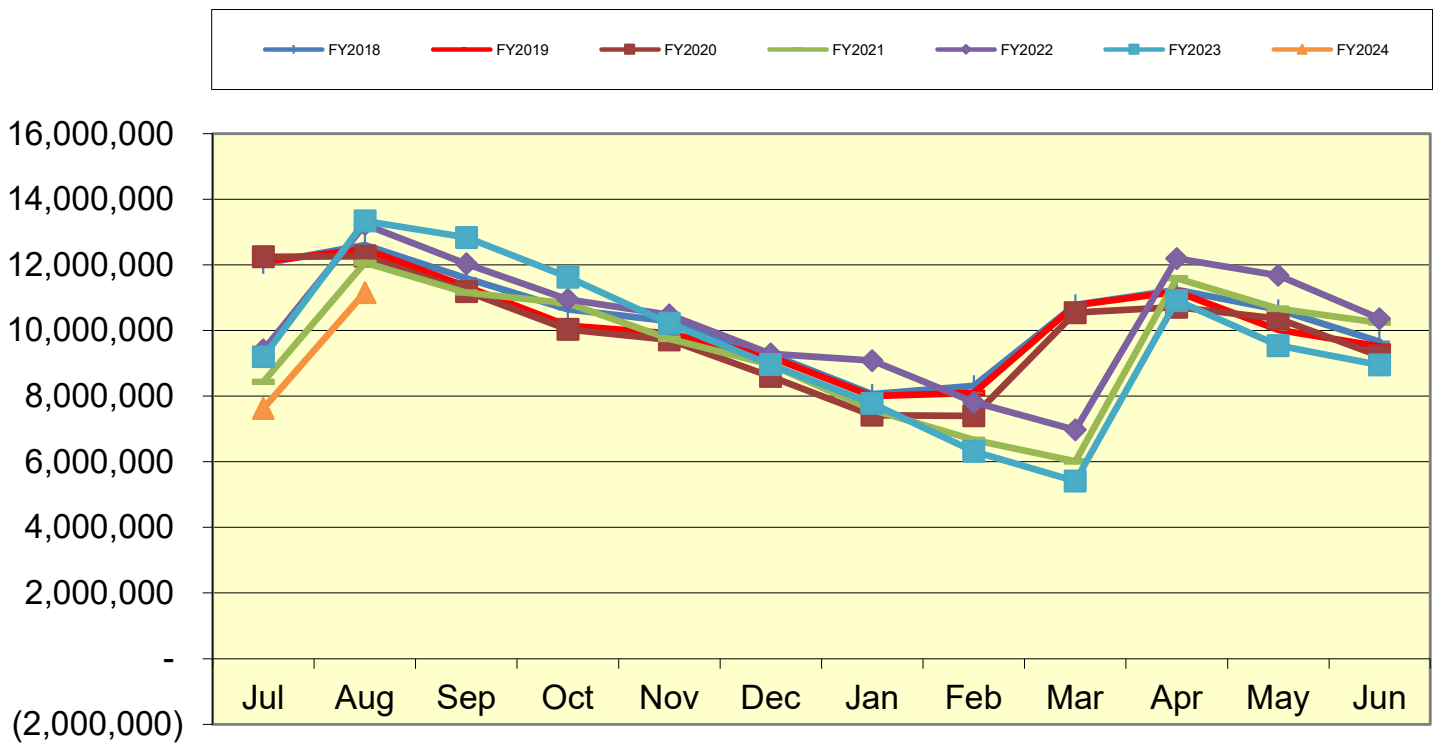
LEXINGTON LOCAL SCHOOLS
Spending Plan Summary

ODE Line Number	Monthly Estimate	Monthly Actual	Monthly Difference	FYTD Estimate	FYTD Actual	FYTD Difference
01.010 General Property (Real Estate)	\$ 4,850,000.00	\$ 4,576,441.53	\$ (273,558.47)	\$ 4,850,000.00	\$ 4,576,441.53	\$ (273,558.47)
01.020 Tangible Personal Property Tax	467,000.00	440,840.43	(26,159.57)	467,000.00	440,840.43	(26,159.57)
01.030 Income Tax	0.00	0.00	0.00	0.00	0.00	0.00
01.035 Unrestricted Grants-in-Aid	806,799.00	814,499.45	7,700.45	1,516,799.00	1,528,869.80	12,070.80
01.040 Restricted Grants-in-Aid	40,155.00	39,635.45	(519.55)	80,297.00	79,594.97	(702.03)
01.045 Restricted Federal Grants-in-Aid - SFSF	0.00	0.00	0.00	0.00	0.00	0.00
01.050 Property Tax Allocation	0.00	0.00	0.00	0.00	0.00	0.00
01.060 All Other Operating Revenue	13,715.00	146,625.13	132,910.13	24,105.00	161,038.83	136,933.83
01.070 Total Revenue	6,177,669.00	6,018,041.99	(159,627.01)	6,938,201.00	6,786,785.56	(151,415.44)
02.010 Proceeds from Sale of Notes	0.00	0.00	0.00	0.00	0.00	0.00
02.020 State Emergency Loans & Advancements (Approved)	0.00	0.00	0.00	0.00	0.00	0.00
02.040 Operating Transfers-In	0.00	0.00	0.00	0.00	0.00	0.00
02.050 Advances-In	0.00	0.00	0.00	0.00	0.00	0.00
02.060 All Other Financial Sources	0.00	0.00	0.00	526.00	8,943.23	8,417.23
02.070 Total Other Financing Sources	0.00	0.00	0.00	526.00	8,943.23	8,417.23
02.080 Total Revenues and Other Financing Sources	6,177,669.00	6,018,041.99	(159,627.01)	6,938,727.00	6,795,728.79	(142,998.21)
03.010 Personal Services	1,200,000.00	1,344,867.31	144,867.31	2,400,000.00	2,550,514.66	150,514.66
03.020 Employees' Retirement/Insurance Benefits	590,000.00	695,282.67	105,282.67	1,180,000.00	1,298,371.01	118,371.01
03.030 Purchased Services	170,000.00	131,358.45	(38,641.55)	380,360.00	354,840.16	(25,519.84)
03.040 Supplies and Materials	180,030.00	213,694.94	33,664.94	239,619.00	257,200.89	17,581.89
03.050 Capital Outlay	6,670.00	7,862.47	1,192.47	11,670.00	8,304.91	(3,365.09)
03.060 Intergovernmental	0.00	0.00	0.00	0.00	0.00	0.00
04.010 Debt Service: All Principal (Historical)	0.00	0.00	0.00	0.00	0.00	0.00
04.020 Debt Service: Principal-Notes	0.00	0.00	0.00	0.00	0.00	0.00
04.030 Debt Service: Principal - State Loans	0.00	0.00	0.00	0.00	0.00	0.00
04.040 Debt Service: Principal - State Advancements	0.00	0.00	0.00	0.00	0.00	0.00
04.050 Debt Service: Principal - HB 264 Loans	0.00	0.00	0.00	0.00	0.00	0.00
04.055 Debt Service: Principal - Other	0.00	0.00	0.00	0.00	0.00	0.00
04.060 Debt Service: Interest and Fiscal Charges	0.00	0.00	0.00	0.00	0.00	0.00
04.300 Other Objects	111,029.00	97,466.98	(13,562.02)	133,776.00	114,271.98	(19,504.02)
04.500 Total Expenditures	2,257,729.00	2,490,532.82	232,803.82	4,345,425.00	4,583,503.61	238,078.61
05.010 Operational Transfers - Out	0.00	0.00	0.00	0.00	0.00	0.00
05.020 Advances - Out	0.00	0.00	0.00	0.00	0.00	0.00
05.030 All Other Financing Uses	0.00	0.00	0.00	0.00	0.00	0.00
05.040 Total Other Financing Uses	0.00	0.00	0.00	0.00	0.00	0.00
05.050 Total Expenditure and Other Financing Uses	2,257,729.00	2,490,532.82	232,803.82	4,345,425.00	4,583,503.61	238,078.61
06.010 Excess Rev & Oth Financing Sources over(under) Exp & Oth F	3,919,940.00	3,527,509.17	(392,430.83)	2,593,302.00	2,212,225.18	(381,076.82)
07.010 Cash Balance-July1 -Excluding Proposed Renew/Replace & New	0.00	7,631,406.64	7,631,406.64	8,946,690.63	8,946,690.63	0.00
07.020 Cash Balance June 30	3,919,940.00	11,158,915.81	7,238,975.81	11,539,992.63	11,158,915.81	(381,076.82)
08.010 Estimated Encumbrances June 30	0.00	3,249,206.94	3,249,206.94	2,700,000.00	3,249,206.94	549,206.94

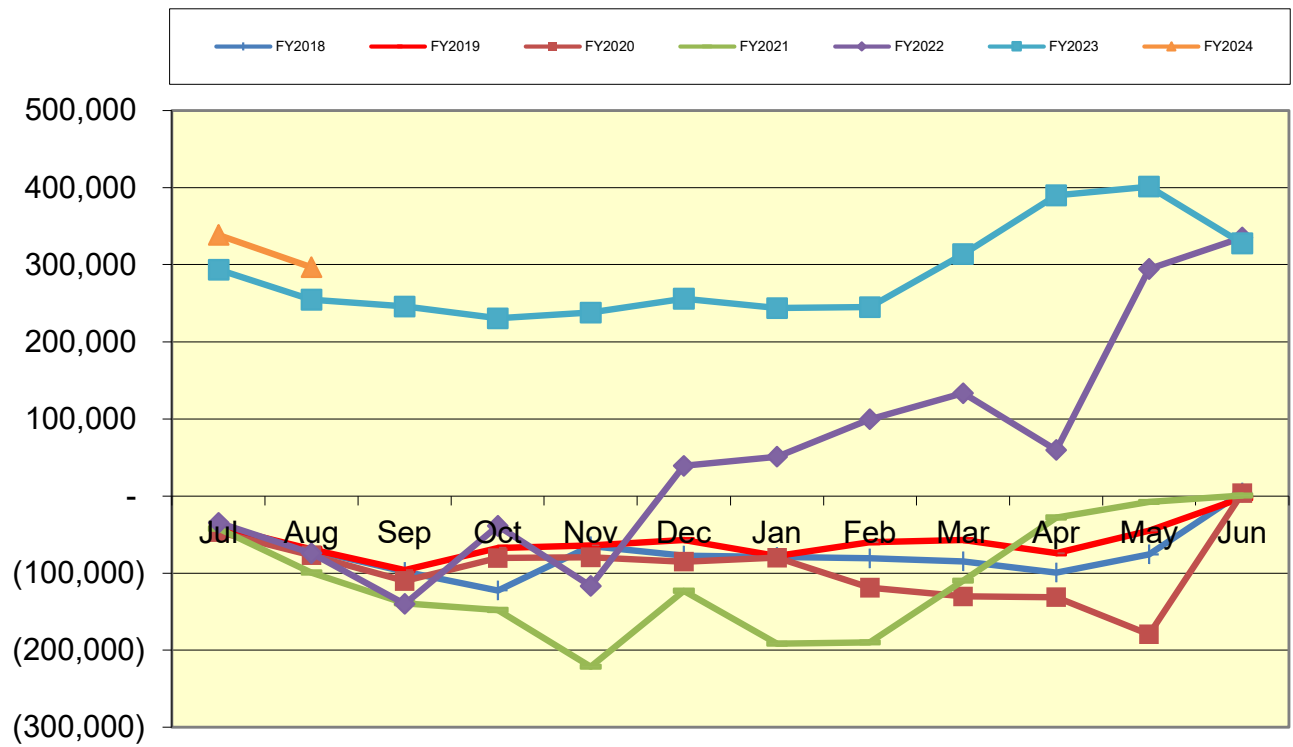
**LEXINGTON LOCAL SCHOOL DISTRICT
GENERAL FUND ONLY 2023-2024
SUMMARY OF RECEIPTS AND EXPENDITURES - FIVE YEAR FORECAST FORMAT**

LINE	DESCRIPTION	8/31/2023	FISCAL YEAR TO DATE Estimate	FISCAL YEAR TO DATE Actual	VARIANCE Estimate vs. Actual	PERCENT of VARIANCE
LINE 7.010	BEGINNING CASH BALANCE			\$ 8,946,691		
REVENUES						
LINE 1.010	Real Estate Tax	\$ 4,850,000	\$ 4,576,442	\$ 4,576,442	(\$273,558)	-5.64%
LINE 1.020	Personal Property Tax	\$ 467,000	\$ 440,840	\$ 440,840	(\$26,160)	-5.60%
LINE 1.030	Income Tax	\$ -	\$ -	\$ -	\$0	
LINE 1.035	State Funding	\$ 1,516,799	\$ 1,528,870	\$ 1,528,870	\$12,071	0.80%
LINE 1.040	Career Tech / Economic Disadv.	\$ 80,297	\$ 79,595	\$ 79,595	(\$702)	-0.87%
LINE 1.050	Property Tax Allocation	\$ -	\$ -	\$ -	\$0	#DIV/0!
LINE 1.060	Other Operating Revenue	\$ 24,105	\$ 161,039	\$ 161,039	\$136,934	568.07%
LINE 1.070	TOTAL REVENUE	\$ 6,938,201	\$ 6,786,786	\$ 6,786,786	(\$151,415)	-2.18%
EXPENSES						
LINE 2.01	Proceeds from Notes	\$ -	\$ -	\$ -	\$0	
LINE 2.04	Transfers In	\$ -	\$ -	\$ -	\$0	
LINE 2.050	Advances In	\$ -	\$ -	\$ -	\$0	#DIV/0!
LINE 2.060	Other Financing Sources	\$ 526	\$ 8,943	\$ 8,943	\$8,417	1600.19%
LINE 2.070	TOTAL OTHER SOURCES	\$ 526	\$ 8,943	\$ 8,943	\$8,417	1600.19%
LINE 2.080	TOTAL REVENUES & Sources	\$ 6,938,727	\$ 6,795,729	\$ 6,795,729	(\$142,998)	-2.06%
EXPENSES						
LINE 3.010	Salaries	\$ 2,400,000	\$ 2,550,515	\$ 2,550,515	(\$150,515)	-6.27%
LINE 3.020	Retirement and Benefits	\$ 1,180,000	\$ 1,298,371	\$ 1,298,371	(\$118,371)	-10.03%
LINE 3.030	Purchased Services	\$ 380,360	\$ 354,840	\$ 354,840	\$25,520	6.71%
LINE 3.040	Supplies and Materials	\$ 239,619	\$ 257,201	\$ 257,201	(\$17,582)	-7.34%
LINE 3.050	Capital Outlay and Equipment	\$ 11,670	\$ 8,305	\$ 8,305	\$3,365	28.83%
LINE 3.06	INTERGOVERNMENTAL	\$ -	\$ -	\$ -	\$0	
LINE 4.020	DEBT SERVICE - Notes	\$ -	\$ -	\$ -	\$0	
LINE 4.060	DEBT SERVICE - Interest charges	\$ -	\$ -	\$ -	\$0	
LINE 4.300	Other Objects	\$ 133,776	\$ 114,272	\$ 114,272	\$19,504	14.58%
LINE 4.500	TOTAL EXPENDITURES	\$ 4,345,425	\$ 4,583,504	\$ 4,583,504	(\$238,079)	-5.48%
LINE 5.00	TRANSFERS OUT	\$ -	\$ -	\$ -	\$0	
LINE 5.02	ADVANCES OUT	\$ -	\$ -	\$ -	\$0	
LINE 5.03	ALL OTHER USES	\$ -	\$ -	\$ -	\$0	
LINE 5.040	TOTAL OTHER USES	\$ -	\$ -	\$ -	\$0	
LINE 5.050	TOTAL EXPENDITURES & USES	\$ 4,345,425	\$ 4,583,504	\$ 4,583,504	(\$238,079)	-5.48%
		Estimate	Actual	Variance		
LINE 6.010	REVENUES OVER EXPENSES	\$ 2,593,302	\$ 2,212,225	\$ 2,212,225	(\$381,077)	
LINE 7.020	ENDING CASH BALANCE	\$ 11,539,993	\$ 11,158,916	\$ 11,158,916	(\$381,077)	
	Less Reserves	\$ (87,929)	\$ (87,929)	\$ (87,929)	\$ -	
LINE 8.010	Less Outstanding Encumbrances	\$ (2,700,000)	\$ (3,249,207)	\$ (3,249,207)	\$ (549,207)	20.34%
LINE 15.010	Unreserved Fund Balance	\$ 8,752,064	\$ 7,821,780	\$ 7,821,780	(\$930,284)	-10.63%
		Estimate	Actual	Benchmark Yr. End		
	Salaries/Benefits as % of Revenue	51.6%	56.7%	80.1% or below		
	True Days Cash - Calendar Days on which can operate	125	106	90 or above optimal		

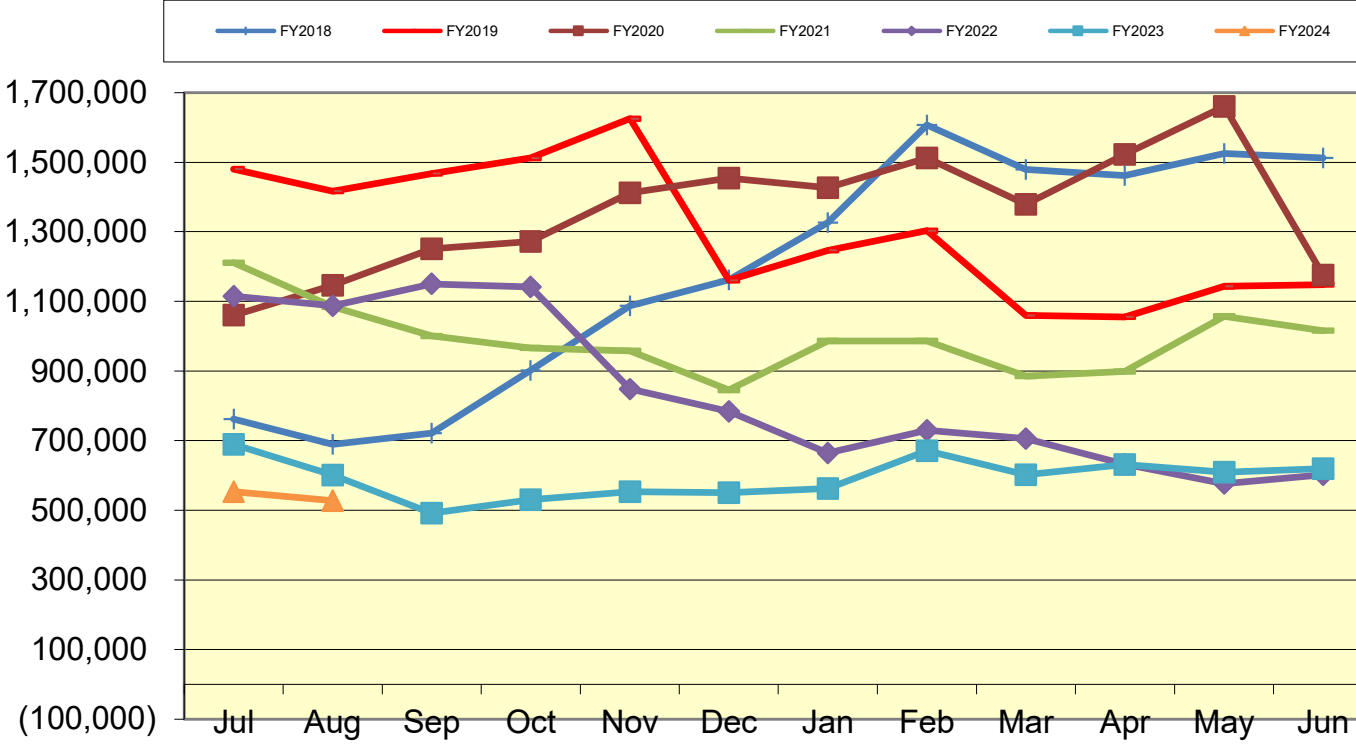
Lexington Local Schools General Fund Cash Balance



Lexington Local Schools Food Service Fund Cash Balance



Lexington Local Schools Employee Benefits Fund Cash Balance



Lexington Local Schools

Permanent Improvement Fund 8/31/2023

	Budgeted Amount	Actual Fiscal Year Expended	Current Encumbrances	Expenses / Encumbrances Over/Under Estimate	Remaining Estimated PI Project Costs																																				
Instruction and Administration																																									
Western Elementary Equipment/Materials	\$ 17,549.64	\$ 11,492.22	\$ 6,057.42	\$0.00	\$0.00																																				
Eastern Elementary Equipment/Materials	\$ -	\$ -	\$ -	\$0.00	\$0.00																																				
Central Elementary Equipment/Materials	\$ 4,121.28	\$ -	\$ 4,121.28	\$0.00	\$0.00																																				
Central Music Equipment	\$ 1,485.99	\$ -	\$ 1,485.99	\$0.00	\$0.00																																				
Preschool Equipment/Materials	\$ 5,624.75	\$ -	\$ 5,624.75	\$0.00	\$0.00																																				
Maintenance/Security																																									
Central Wheel Chair Lift	\$ 27,500.00	\$ 27,500.00	\$ -	\$0.00	\$0.00																																				
Parking Lots Repaving	\$ 104,507.00	\$ 104,507.00	\$ -	\$0.00	\$0.00																																				
New Maintenance Building	\$ 5,000.00	\$ 5,000.00	\$ -	\$0.00	\$0.00																																				
Transportation																																									
New buses	\$ 252,144.00	\$ -	\$ 252,144.00	\$0.00	\$0.00																																				
New fuel tank	\$ 26,757.00	\$ 26,757.00	\$ -	\$0.00	\$0.00																																				
Technology																																									
Computers, servers, tech equip., etc.	\$ 185,000.00	\$ 112,253.20	\$ 69,627.40	\$3,119.40	\$3,119.40																																				
Food Service																																									
Food Service Equipment	\$ -	\$ -	\$ -	\$0.00	\$0.00																																				
Athletics and Student Activities																																									
HS Athletics Equipment	\$ -	\$ -	\$ -	\$0.00	\$0.00																																				
Fees																																									
Tax Collection Fees	\$ 14,500.00	\$ 4,992.10	\$ -	\$9,507.90	\$9,507.90																																				
Totals																																									
	\$ 644,189.66	\$ 292,501.52	\$ 339,060.84	\$12,627.30	\$12,627.30																																				
Total Budgeted	\$ 644,189.66																																								
<table style="width: 100%; border-collapse: collapse;"> <tr> <td style="width: 45%;">Actual Cash Balance 7/1/23</td> <td style="width: 10%; text-align: right;">\$ 32,156.92</td> <td style="width: 15%;"></td> <td style="width: 15%;"></td> <td style="width: 10%;"></td> <td style="width: 5%;"></td> </tr> <tr> <td>Revenues FY24 - Taxes from levy</td> <td style="text-align: right;">\$ 266,539.86</td> <td></td> <td></td> <td></td> <td></td> </tr> <tr> <td>Expenditures FY24</td> <td style="text-align: right;">\$ (292,501.52)</td> <td></td> <td></td> <td></td> <td></td> </tr> <tr style="background-color: #e2efda;"> <td>Current Cash Balance</td> <td style="text-align: right;">\$6,195.26</td> <td></td> <td></td> <td></td> <td></td> </tr> <tr> <td>Current Encumbrances</td> <td style="text-align: right;">\$ (339,060.84)</td> <td></td> <td></td> <td></td> <td></td> </tr> <tr style="background-color: #e2efda;"> <td>Available Balance</td> <td style="text-align: right;">(\$332,865.58)</td> <td></td> <td></td> <td></td> <td></td> </tr> </table>						Actual Cash Balance 7/1/23	\$ 32,156.92					Revenues FY24 - Taxes from levy	\$ 266,539.86					Expenditures FY24	\$ (292,501.52)					Current Cash Balance	\$6,195.26					Current Encumbrances	\$ (339,060.84)					Available Balance	(\$332,865.58)				
Actual Cash Balance 7/1/23	\$ 32,156.92																																								
Revenues FY24 - Taxes from levy	\$ 266,539.86																																								
Expenditures FY24	\$ (292,501.52)																																								
Current Cash Balance	\$6,195.26																																								
Current Encumbrances	\$ (339,060.84)																																								
Available Balance	(\$332,865.58)																																								
<table style="width: 100%; border-collapse: collapse;"> <tr> <td style="width: 45%;">Remaining Estimated Revenues FY24 - Taxes from levy</td> <td style="width: 10%; text-align: right;">\$ 483,460.14</td> <td style="width: 15%;"></td> <td style="width: 15%;"></td> <td style="width: 10%;"></td> <td style="width: 5%;"></td> </tr> <tr> <td>Less: Remaining Estimated PI Project Costs</td> <td style="text-align: right;">(\$12,627.30)</td> <td></td> <td></td> <td></td> <td></td> </tr> <tr style="background-color: #e2efda;"> <td>6/30/24 Estimated Unencumbered Carryover</td> <td style="text-align: right;">\$ 137,967.26</td> <td></td> <td></td> <td></td> <td></td> </tr> </table>						Remaining Estimated Revenues FY24 - Taxes from levy	\$ 483,460.14					Less: Remaining Estimated PI Project Costs	(\$12,627.30)					6/30/24 Estimated Unencumbered Carryover	\$ 137,967.26																						
Remaining Estimated Revenues FY24 - Taxes from levy	\$ 483,460.14																																								
Less: Remaining Estimated PI Project Costs	(\$12,627.30)																																								
6/30/24 Estimated Unencumbered Carryover	\$ 137,967.26																																								

Lexington Local Schools

Food Service Fund 2023-24 vs. 2022-2023 vs. 2021-2022

							Beginning Balance 7/1/23	\$ 327,645
2023-2024 Through 8/31/23								
<i>Revenues</i>	District-Wide	HS/JH	Junior High	Eastern	Central	Western	Total	
Student Type A, Ezpay, Misc	\$ -	\$ 12,459	\$ -	\$ 4,590	\$ 5,532	\$ 4,184	\$ 26,765	
Student Break, Milk & A La Carte	\$ -	\$ 3,356	\$ -	\$ 81	\$ 131	\$ 111	\$ 3,679	
Adult & Misc revenues	\$ 1,025	\$ 234	\$ -	\$ 21	\$ 17	\$ -	\$ 1,297	
State Reimb	\$ -	\$ -	\$ -	\$ -	\$ -	\$ -	\$ -	
Federal Reimb	\$ -	\$ 24,715	\$ -	\$ 13,775	\$ 11,490	\$ 7,013	\$ 56,993	
Transfer In	\$ -	\$ -	\$ -	\$ -	\$ -	\$ -	\$ -	
Total Revenues	\$ 1,025	\$ 40,764	\$ -	\$ 18,467	\$ 17,170	\$ 11,308	\$ 88,734	
<i>Expenses</i>								
Wages	\$ 9,023	\$ 26,741	\$ -	\$ 25,734	\$ 5,847	\$ 7,025	\$ 74,370	
Severance	\$ -	\$ -	\$ -	\$ -	\$ -	\$ -	\$ -	
Retirement	\$ 2,165	\$ 10,366	\$ -	\$ 5,614	\$ 1,757	\$ 1,837	\$ 21,739	
Medical	\$ 1,855	\$ 11,339	\$ -	\$ -	\$ 4,898	\$ 3,356	\$ 21,448	
Life, Dent, MC, WC	\$ 228	\$ 912	\$ -	\$ 370	\$ 266	\$ 177	\$ 1,953	
Purch Serv, Repairs, Phone, Post	\$ 98	\$ -	\$ -	\$ -	\$ -	\$ -	\$ 98	
Supplies	\$ 54	\$ -	\$ -	\$ -	\$ -	\$ -	\$ 54	
Food Costs	\$ -	\$ -	\$ -	\$ -	\$ -	\$ -	\$ -	
Equipment	\$ -	\$ -	\$ -	\$ -	\$ -	\$ -	\$ -	
Other Costs	\$ -	\$ -	\$ -	\$ -	\$ -	\$ -	\$ -	
Total Expenses	\$ 13,423	\$ 49,358	\$ -	\$ 31,718	\$ 12,768	\$ 12,395	\$ 119,662	
Net Gain (Loss)	\$ (12,398)	\$ (8,594)	\$ -	\$ (13,251)	\$ 4,402	\$ (1,087)	\$ (30,928)	
							Ending Cash Balance 8/31/23	\$ 296,717

							Beginning Balance 7/1/22	\$ 335,154
2022-2023 Through 8/31/22								
<i>Revenues</i>	District-Wide	High School	Junior High	Eastern	Central	Western	Total	
Student Type A, Ezpay, Misc	\$ -	\$ 680	\$ 610	\$ 423	\$ 393	\$ 539	\$ 2,645	
Student Break, Milk & A La Carte	\$ -	\$ -	\$ -	\$ -	\$ -	\$ -	\$ -	
Adult & Misc revenues	\$ 322	\$ -	\$ -	\$ -	\$ -	\$ -	\$ 322	
State Reimb	\$ -	\$ -	\$ -	\$ -	\$ -	\$ -	\$ -	
Federal Reimb	\$ -	\$ -	\$ -	\$ -	\$ -	\$ -	\$ -	
Transfer In	\$ -	\$ -	\$ -	\$ -	\$ -	\$ -	\$ -	
Total Revenues	\$ 322	\$ 680	\$ 610	\$ 423	\$ 393	\$ 539	\$ 2,967	
<i>Expenses</i>								
Wages	\$ 8,609	\$ 18,314	\$ 9,325	\$ 6,039	\$ 5,353	\$ 6,025	\$ 53,665	
Severance	\$ -	\$ -	\$ -	\$ -	\$ -	\$ -	\$ -	
Retirement	\$ 2,066	\$ 2,564	\$ 1,306	\$ 845	\$ 749	\$ 844	\$ 8,374	
Medical	\$ 1,686	\$ 8,906	\$ 1,402	\$ 3,051	\$ 1,402	\$ 3,051	\$ 19,498	
Life, Dent, MC, WC	\$ 218	\$ 571	\$ 318	\$ 164	\$ 256	\$ 161	\$ 1,688	
Purch Serv, Repairs, Phone, Post	\$ 98	\$ -	\$ -	\$ -	\$ -	\$ -	\$ 98	
Supplies	\$ 94	\$ -	\$ -	\$ -	\$ -	\$ -	\$ 94	
Food Costs	\$ -	\$ -	\$ -	\$ -	\$ -	\$ -	\$ -	
Equipment	\$ -	\$ -	\$ -	\$ -	\$ -	\$ -	\$ -	
Other Costs	\$ -	\$ -	\$ -	\$ -	\$ -	\$ -	\$ -	
Total Expenses	\$ 12,771	\$ 30,355	\$ 12,351	\$ 10,099	\$ 7,760	\$ 10,081	\$ 83,417	
Net Gain (Loss)	\$ (12,449)	\$ (29,675)	\$ (11,741)	\$ (9,676)	\$ (7,367)	\$ (9,542)	\$ (80,450)	
							Ending Cash Balance 8/31/22	\$ 254,704

							Beginning Balance 7/1/21	\$ 808
2021-2022 Through 8/31/21								
<i>Revenues</i>	District-Wide	High School	Junior High	Eastern	Central	Western	Total	
Student Type A, Ezpay, Misc	\$ -	\$ 1,248	\$ 482	\$ 653	\$ 864	\$ 288	\$ 3,535	
Student Break, Milk & A La Carte	\$ -	\$ 1,216	\$ 430	\$ 87	\$ 8	\$ 8	\$ 1,749	
Adult & Misc revenues	\$ -	\$ 193	\$ 70	\$ 44	\$ 26	\$ -	\$ 333	
State Reimb	\$ -	\$ -	\$ -	\$ -	\$ -	\$ -	\$ -	
Federal Reimb	\$ -	\$ -	\$ -	\$ 2,015	\$ 2,015	\$ 2,015	\$ 6,045	
Transfer In	\$ -	\$ -	\$ -	\$ -	\$ -	\$ -	\$ -	
Total Revenues	\$ -	\$ 2,657	\$ 982	\$ 2,799	\$ 2,913	\$ 2,311	\$ 11,662	
<i>Expenses</i>								
Wages	\$ 8,440	\$ 18,490	\$ 6,277	\$ 6,283	\$ 5,806	\$ 5,954	\$ 51,250	
Severance	\$ -	\$ -	\$ -	\$ -	\$ -	\$ -	\$ -	
Retirement	\$ 2,026	\$ 2,588	\$ 879	\$ 880	\$ 813	\$ 834	\$ 8,020	
Medical	\$ 3,603	\$ 8,763	\$ 1,380	\$ 6,004	\$ 1,380	\$ -	\$ 21,130	
Life, Dent, MC, WC	\$ 234	\$ 579	\$ 319	\$ 255	\$ 174	\$ 77	\$ 1,638	
Purch Serv, Repairs, Phone, Post	\$ 170	\$ 107	\$ -	\$ -	\$ -	\$ 1,439	\$ 1,716	
Supplies	\$ 621	\$ -	\$ -	\$ 1,507	\$ 287	\$ 409	\$ 2,824	
Food Costs	\$ -	\$ -	\$ -	\$ -	\$ -	\$ -	\$ -	
Equipment	\$ -	\$ -	\$ -	\$ -	\$ -	\$ -	\$ -	
Other Costs	\$ -	\$ -	\$ -	\$ -	\$ -	\$ -	\$ -	
Total Expenses	\$ 15,094	\$ 30,527	\$ 8,855	\$ 14,929	\$ 8,460	\$ 8,713	\$ 86,578	
Net Gain (Loss)	\$ (15,094)	\$ (27,870)	\$ (7,873)	\$ (12,130)	\$ (5,547)	\$ (6,402)	\$ (74,916)	
							Ending Cash Balance 8/31/21	\$ (74,108)

Start Date: 8/1/2023

End Date: 8/31/2023

LEXINGTON LOCAL SCHOOLS

Disbursement Summary Report

Reference Number	Check Number	Type	Date	Name	Vendor #	Status	Reconcile Date	Void Date	Amount
43790	0	ACCOUNTS_P AYABLE	8/21/2023	RICHLAND COUNTY AUDITOR	900360	RECONCILED	8/21/2023		\$ 111,904.44
43665	95792	ACCOUNTS_P AYABLE	8/7/2023	COACH DODD BENEFIT ACCOUNT	14000	RECONCILED	8/11/2023		1,500.00
43674	95793	ACCOUNTS_P AYABLE	8/8/2023	ADAM HINERMAN	13976	RECONCILED	8/14/2023		538.55
43666	95794	ACCOUNTS_P AYABLE	8/8/2023	ALVAH M. SQUIBB CO., INC.	87	RECONCILED	8/14/2023		170.00
43667	95795	ACCOUNTS_P AYABLE	8/8/2023	AMAZON CAPITAL SERVICES	13575	RECONCILED	8/15/2023		227.38
43669	95796	ACCOUNTS_P AYABLE	8/8/2023	BRIDGEWAY ACADEMY	11513	RECONCILED	8/17/2023		6,345.00
43670	95797	ACCOUNTS_P AYABLE	8/8/2023	CAIN GRAPHICS AND SCREEN PRINTING	11279	RECONCILED	8/17/2023		1,658.50
43683	95798	ACCOUNTS_P AYABLE	8/8/2023	COURTNEY STEELE	13786	RECONCILED	8/17/2023		1,200.00
43671	95799	ACCOUNTS_P AYABLE	8/8/2023	CULLIGAN QUALITY WATER	610	RECONCILED	8/14/2023		171.00
43672	95800	ACCOUNTS_P AYABLE	8/8/2023	EXPLORE LEARNING LLC	13467	RECONCILED	8/18/2023		4,542.50
43673	95801	ACCOUNTS_P AYABLE	8/8/2023	GOPHER	6300	RECONCILED	8/14/2023		207.14
43681	95802	ACCOUNTS_P AYABLE	8/8/2023	HYLANT ADMINISTRA TIVE SERVICES	10942	RECONCILED	8/18/2023		542.00
43675	95803	ACCOUNTS_P AYABLE	8/8/2023	LIBERTY LAWN CARE & LANDSCAPIN G INC	13646	RECONCILED	8/16/2023		162.00
43668	95804	ACCOUNTS_P AYABLE	8/8/2023	MEGAN BECHSTEIN	13953	RECONCILED	8/14/2023		600.00
43676	95805	ACCOUNTS_P AYABLE	8/8/2023	NASSP/NHS	905	RECONCILED	8/25/2023		385.00
43677	95806	ACCOUNTS_P AYABLE	8/8/2023	NATIONAL RESTAURAN T ASSOCIATIO N SOLUTIONS, LLC	14002	RECONCILED	8/14/2023		195.00
43679	95807	ACCOUNTS_P AYABLE	8/8/2023	O.E. MEYER COMPANY	10829	RECONCILED	8/21/2023		17.40
43680	95808	ACCOUNTS_P AYABLE	8/8/2023	OACAC	2625	RECONCILED	8/28/2023		80.00
43678	95809	ACCOUNTS_P AYABLE	8/8/2023	OEDSA	9820	VOID		8/21/2023	275.00
43685	95810	ACCOUNTS_P AYABLE	8/8/2023	SANDRA WEBER	6168	RECONCILED	8/18/2023		1,200.00
43682	95811	ACCOUNTS_P AYABLE	8/8/2023	SCHOOL DATE BOOKS	11627	RECONCILED	8/14/2023		1,868.00
43684	95812	ACCOUNTS_P AYABLE	8/8/2023	TURNITIN, LLC	13431	OUTSTANDIN G			4,905.00
43686	95813	ACCOUNTS_P AYABLE	8/8/2023	WENGERD MINI BARNS	14001	OUTSTANDIN G			2,657.00
43707	95814	ACCOUNTS_P	8/9/2023	AMAZON	13575	RECONCILED	8/15/2023		130.84

Start Date: 8/1/2023

End Date: 8/31/2023

LEXINGTON LOCAL SCHOOLS Disbursement Summary Report

Reference Number	Check Number	Type	Date	Name	Vendor #	Status	Reconcile Date	Void Date	Amount
		AYABLE		CAPITAL SERVICES					
43687	95815	ACCOUNTS_P AYABLE	8/9/2023	BRAIN POP	10048	RECONCILED	8/15/2023		\$ 8,068.04
43705	95816	ACCOUNTS_P AYABLE	8/9/2023	BURNING RIVER LIFTS AND	10587	RECONCILED	8/15/2023		27,500.00
43699	95817	ACCOUNTS_P AYABLE	8/9/2023	CAPITAL ONE	3469	RECONCILED	8/15/2023		109.74
43709	95818	ACCOUNTS_P AYABLE	8/9/2023	CDW-G GOVERNMENT, INC.	7886	RECONCILED	8/15/2023		13,435.58
43695	95819	ACCOUNTS_P AYABLE	8/9/2023	COMDOC INC	13671	RECONCILED	8/15/2023		4.18
43694	95820	ACCOUNTS_P AYABLE	8/9/2023	CULLIGAN QUALITY WATER	610	RECONCILED	8/14/2023		39.00
43701	95821	ACCOUNTS_P AYABLE	8/9/2023	CURRICULUM ASSOCIATES, INC.	20	RECONCILED	8/15/2023		66,030.23
43698	95822	ACCOUNTS_P AYABLE	8/9/2023	ELISHA LUCIER	13952	RECONCILED	8/24/2023		209.60
43704	95823	ACCOUNTS_P AYABLE	8/9/2023	GRANT WEAVER	8919	RECONCILED	8/15/2023		600.00
43696	95824	ACCOUNTS_P AYABLE	8/9/2023	HEALTHCARE BILLING SERVICES	11018	RECONCILED	8/11/2023		143.75
43700	95825	ACCOUNTS_P AYABLE	8/9/2023	HEINEMANN	2615	RECONCILED	8/14/2023		1,515.29
43688	95826	ACCOUNTS_P AYABLE	8/9/2023	J & B ACCOUSTICAL	1555	RECONCILED	9/6/2023		99.71
43689	95827	ACCOUNTS_P AYABLE	8/9/2023	JAMES HAYES	13087	RECONCILED	8/10/2023		776.28
43697	95828	ACCOUNTS_P AYABLE	8/9/2023	JASON WHITESEL	11356	RECONCILED	8/11/2023		62.88
43706	95829	ACCOUNTS_P AYABLE	8/9/2023	JOHNEEN GORDON	13949	RECONCILED	8/28/2023		157.55
43713	95830	ACCOUNTS_P AYABLE	8/9/2023	KAPLAN ELEMENTARY	11149	RECONCILED	8/16/2023		229.94
43702	95831	ACCOUNTS_P AYABLE	8/9/2023	LAZEL	9645	RECONCILED	8/14/2023		10,764.00
43691	95832	ACCOUNTS_P AYABLE	8/9/2023	MENARDS	10810	RECONCILED	8/14/2023		1,499.45
43710	95833	ACCOUNTS_P AYABLE	8/9/2023	MID-OHIO ED. SERVICE CENTER	69	RECONCILED	8/14/2023		672.37
43712	95834	ACCOUNTS_P AYABLE	8/9/2023	NEOLA, INC	13432	RECONCILED	8/14/2023		795.00
43692	95835	ACCOUNTS_P AYABLE	8/9/2023	PALADIN PROTECTIVE SYSTEMS, INC	13857	RECONCILED	8/14/2023		1,460.00
43690	95836	ACCOUNTS_P AYABLE	8/9/2023	SCHOOL SPECIALTY	6538	RECONCILED	8/21/2023		914.13
43708	95837	ACCOUNTS_P AYABLE	8/9/2023	SIESEL DISTRIBUTING	10297	RECONCILED	8/15/2023		555.93
43693	95838	ACCOUNTS_P AYABLE	8/9/2023	TREASURER, STATE OF OHIO	6516	RECONCILED	8/22/2023		241.25
43703	95839	ACCOUNTS_P AYABLE	8/9/2023	WOLFF BROS. SUPPLY, INC.	8585	RECONCILED	8/11/2023		704.17

Start Date: 8/1/2023

End Date: 8/31/2023

LEXINGTON LOCAL SCHOOLS

Disbursement Summary Report

Reference Number	Check Number	Type	Date	Name	Vendor #	Status	Reconcile Date	Void Date	Amount
43711	95840	ACCOUNTS_P AYABLE	8/9/2023	ZANER- BLOSER	434	RECONCILED	8/14/2023		\$ 3,085.50
43714	95841	ACCOUNTS_P AYABLE	8/11/2023	AMERICAN EXPRESS	10314	RECONCILED	8/15/2023		125.32
43715	95843	ACCOUNTS_P AYABLE	8/14/2023	AGILE SPORTS TECHNOLOG IES	11148	RECONCILED	8/21/2023		12,100.00
43718	95844	ACCOUNTS_P AYABLE	8/14/2023	AMANDA BADERTSCH ER	13224	RECONCILED	9/11/2023		100.00
43716	95845	ACCOUNTS_P AYABLE	8/14/2023	AMAZON CAPITAL SERVICES	13575	RECONCILED	8/22/2023		3,732.74
43717	95846	ACCOUNTS_P AYABLE	8/14/2023	AWARDSMIT H	1370	RECONCILED	8/22/2023		498.00
43719	95847	ACCOUNTS_P AYABLE	8/14/2023	BAILEY POTTERY EQUIPMENT CORP	13192	RECONCILED	8/21/2023		2,190.34
43720	95848	ACCOUNTS_P AYABLE	8/14/2023	BRUNSWICK HIGH SCHOOL	9385	RECONCILED	8/28/2023		250.00
43738	95849	ACCOUNTS_P AYABLE	8/14/2023	BUCK MORTON	1259	RECONCILED	9/13/2023		119.60
43721	95850	ACCOUNTS_P AYABLE	8/14/2023	CHARLES RITTER CO.	907	RECONCILED	8/17/2023		478.97
43722	95851	ACCOUNTS_P AYABLE	8/14/2023	CMC NEPTUNE LLC	13690	RECONCILED	8/22/2023		1,000.00
43723	95852	ACCOUNTS_P AYABLE	8/14/2023	COLE DISTRIBUTIN G	9752	RECONCILED	8/17/2023		4,965.10
43724	95853	ACCOUNTS_P AYABLE	8/14/2023	CUTTING EDGE CURRICULU M, INC	13999	RECONCILED	8/18/2023		850.00
43725	95854	ACCOUNTS_P AYABLE	8/14/2023	DUBLIN JEROME HIGH SCHOOL	13466	RECONCILED	8/29/2023		350.00
43749	95855	ACCOUNTS_P AYABLE	8/14/2023	ELIZABETH A. RIEGEL	10733	RECONCILED	8/28/2023		150.00
43726	95856	ACCOUNTS_P AYABLE	8/14/2023	FITNESS FINDERS, INC.	9861	RECONCILED	8/29/2023		143.10
43727	95857	ACCOUNTS_P AYABLE	8/14/2023	GAME ONE	11017	RECONCILED	8/18/2023		24,141.04
43728	95858	ACCOUNTS_P AYABLE	8/14/2023	GIPPER MEDIA INC	13630	RECONCILED	8/21/2023		450.00
43729	95859	ACCOUNTS_P AYABLE	8/14/2023	HEINEMANN	2615	RECONCILED	8/18/2023		4,375.27
43750	95860	ACCOUNTS_P AYABLE	8/14/2023	JEFFREY STRICKLER	9905	RECONCILED	8/29/2023		69.87
43731	95861	ACCOUNTS_P AYABLE	8/14/2023	KELL ACE HARDWARE	8329	RECONCILED	8/22/2023		761.18
43732	95862	ACCOUNTS_P AYABLE	8/14/2023	KIMBALL MIDWEST	11066	RECONCILED	8/18/2023		614.79
43736	95863	ACCOUNTS_P AYABLE	8/14/2023	KRISTEN McPEEK	10355	RECONCILED	8/16/2023		599.00
43733	95864	ACCOUNTS_P AYABLE	8/14/2023	LAKESHORE LEARNING MATERIALS	2609	RECONCILED	8/22/2023		75.00
43734	95865	ACCOUNTS_P AYABLE	8/14/2023	LESCH BATTERY & POWER	9943	RECONCILED	8/17/2023		495.00

Start Date: 8/1/2023

End Date: 8/31/2023

LEXINGTON LOCAL SCHOOLS Disbursement Summary Report

Reference Number	Check Number	Type	Date	Name	Vendor #	Status	Reconcile Date	Void Date	Amount
43739	95866	ACCOUNTS_P AYABLE	8/14/2023	M.T. SERVICE INC	13836	RECONCILED	8/18/2023		\$ 113.30
43735	95867	ACCOUNTS_P AYABLE	8/14/2023	MADISON LOCAL SCHOOLS	928	RECONCILED	8/17/2023		475.00
43730	95868	ACCOUNTS_P AYABLE	8/14/2023	MICHAEL KATHREIN	8174	RECONCILED	8/23/2023		45.00
43737	95869	ACCOUNTS_P AYABLE	8/14/2023	MID-OHIO AUTO REPAIR	8414	RECONCILED	8/21/2023		90.00
43740	95870	ACCOUNTS_P AYABLE	8/14/2023	MT. VERNON HIGH SCHOOL	7750	RECONCILED	8/24/2023		460.00
43741	95871	ACCOUNTS_P AYABLE	8/14/2023	MVD SPORTS	6482	RECONCILED	8/22/2023		2,044.50
43743	95872	ACCOUNTS_P AYABLE	8/14/2023	OHIO CARDINAL CONFERENC E	7823	RECONCILED	8/18/2023		3,100.00
43744	95873	ACCOUNTS_P AYABLE	8/14/2023	OHIO SCHOOL BD. ASSOC.	911	RECONCILED	8/21/2023		205.00
43745	95874	ACCOUNTS_P AYABLE	8/14/2023	PALADIN PROTECTIVE SYSTEMS, INC	13857	RECONCILED	8/21/2023		13,564.80
43751	95875	ACCOUNTS_P AYABLE	8/14/2023	PETER L. THEM	11438	RECONCILED	8/28/2023		119.60
43746	95876	ACCOUNTS_P AYABLE	8/14/2023	PICKERINGT ON HS NORTH	11035	RECONCILED	8/23/2023		275.00
43747	95877	ACCOUNTS_P AYABLE	8/14/2023	PORTER, JAY	11037	RECONCILED	8/21/2023		16.50
43748	95878	ACCOUNTS_P AYABLE	8/14/2023	RIDDELL/ALL AMERICAN SPORTS CO	8878	RECONCILED	8/21/2023		995.75
43752	95879	ACCOUNTS_P AYABLE	8/14/2023	TRANSPORTA TION ACCESSORIE S CO.	819	VOID		8/24/2023	1,433.77
43742	95880	ACCOUNTS_P AYABLE	8/14/2023	TREASURER STATE OF OHIO	5996	RECONCILED	8/18/2023		803.25
43753	95881	ACCOUNTS_P AYABLE	8/14/2023	WESTBROOK COUNTY CLUB	8441	RECONCILED	8/18/2023		385.42
43754	95884	ACCOUNTS_P AYABLE	8/15/2023	AMAZON CAPITAL SERVICES	13575	RECONCILED	8/22/2023		5,278.09
43756	95885	ACCOUNTS_P AYABLE	8/16/2023	AMAZON CAPITAL SERVICES	13575	RECONCILED	8/24/2023		456.57
43757	95886	ACCOUNTS_P AYABLE	8/16/2023	AMERICAN RED CROSS	10727	RECONCILED	8/23/2023		401.89
43759	95887	ACCOUNTS_P AYABLE	8/16/2023	BRIDGEWAY THERAPY CENTER	13818	RECONCILED	8/24/2023		1,916.25
43763	95888	ACCOUNTS_P AYABLE	8/16/2023	BRUCE DEWEY	13767	OUTSTANDIN G			13.24
43760	95889	ACCOUNTS_P AYABLE	8/16/2023	COLE DISTRIBUTIN G	9752	RECONCILED	8/21/2023		464.92
43761	95890	ACCOUNTS_P AYABLE	8/16/2023	CONSERVE FLAG COMPANY	8473	RECONCILED	8/23/2023		118.95
43762	95891	ACCOUNTS_P	8/16/2023	CULLIGAN	610	RECONCILED	8/22/2023		212.00

Start Date: 8/1/2023

End Date: 8/31/2023

LEXINGTON LOCAL SCHOOLS Disbursement Summary Report

Reference Number	Check Number	Type	Date	Name	Vendor #	Status	Reconcile Date	Void Date	Amount
43764	95892	ACCOUNTS_P AYABLE	8/16/2023	QUALITY WATER DISTRICT MANAGEMEN NT GROUP, LLC	13811	RECONCILED	8/24/2023		\$ 1,500.00
43765	95893	ACCOUNTS_P AYABLE	8/16/2023	IMAGINE LEARNING LLC	13876	RECONCILED	8/28/2023		62,480.00
43766	95894	ACCOUNTS_P AYABLE	8/16/2023	KELL ACE HARDWARE	8329	RECONCILED	8/22/2023		37.70
43755	95895	ACCOUNTS_P AYABLE	8/16/2023	KRISTA ALEXANDER	7465	RECONCILED	8/17/2023		84.45
43767	95896	ACCOUNTS_P AYABLE	8/16/2023	LAKESHORE LEARNING MATERIALS	2609	RECONCILED	8/22/2023		487.94
43768	95897	ACCOUNTS_P AYABLE	8/16/2023	LITERACY RESOURCES LLC	13531	RECONCILED	8/30/2023		1,826.28
43769	95898	ACCOUNTS_P AYABLE	8/16/2023	MAKE MUSIC INC	7208	RECONCILED	8/25/2023		3,617.47
43770	95899	ACCOUNTS_P AYABLE	8/16/2023	MENARDS	10810	RECONCILED	8/24/2023		1,481.30
43771	95900	ACCOUNTS_P AYABLE	8/16/2023	O.E. MEYER COMPANY	10829	RECONCILED	8/28/2023		17.98
43772	95901	ACCOUNTS_P AYABLE	8/16/2023	PALADIN PROTECTIVE SYSTEMS, INC	13857	RECONCILED	8/21/2023		1,320.00
43773	95902	ACCOUNTS_P AYABLE	8/16/2023	PIONEER CAREER & TECHNOLOG Y CENTER	6280	RECONCILED	8/21/2023		214.00
43774	95903	ACCOUNTS_P AYABLE	8/16/2023	SCHOOL DATE BOOKS	11627	RECONCILED	8/23/2023		1,732.44
43775	95904	ACCOUNTS_P AYABLE	8/16/2023	SCHOOL HEALTH CORPORATIO N	7533	RECONCILED	8/24/2023		3,646.20
43776	95905	ACCOUNTS_P AYABLE	8/16/2023	SCHOOL SPECIALTY	6538	RECONCILED	8/29/2023		106.62
43777	95906	ACCOUNTS_P AYABLE	8/16/2023	SOUTHPAW ENTERPRISE S	3800	RECONCILED	8/22/2023		477.66
43778	95907	ACCOUNTS_P AYABLE	8/16/2023	SPORTDECAL S	5852	RECONCILED	8/22/2023		751.73
43758	95908	ACCOUNTS_P AYABLE	8/16/2023	THOMAS BALLINGER	14005	RECONCILED	9/5/2023		77.00
43779	95909	ACCOUNTS_P AYABLE	8/16/2023	TRANSPORTA TION ACCESSORIE S CO.	819	OUTSTANDIN G			1,401.57
43780	95910	ACCOUNTS_P AYABLE	8/16/2023	TREASURER, STATE OF OHIO	773	RECONCILED	9/7/2023		409.50
43781	95911	ACCOUNTS_P AYABLE	8/16/2023	VILLAGE OF LEXINGTON	704	RECONCILED	8/23/2023		5,724.33
43782	95912	ACCOUNTS_P AYABLE	8/16/2023	WAYSIDE PUBLISHING	13796	RECONCILED	8/23/2023		516.38
43792	95913	ACCOUNTS_P AYABLE	8/21/2023	AMAZON CAPITAL SERVICES	13575	RECONCILED	8/29/2023		2,496.98
43802	95914	ACCOUNTS_P AYABLE	8/21/2023	ATTENDANC EK12 LLC	13820	RECONCILED	8/25/2023		1,739.95
43791	95915	ACCOUNTS_P AYABLE	8/21/2023	BRICKER GRAYDON	10997	RECONCILED	8/29/2023		252.00

Start Date: 8/1/2023

End Date: 8/31/2023

LEXINGTON LOCAL SCHOOLS

Disbursement Summary Report

Reference Number	Check Number	Type	Date	Name	Vendor #	Status	Reconcile Date	Void Date	Amount
43794	95916	ACCOUNTS_P AYABLE	8/21/2023	LLP CDW-G GOVERNMENT, INC.	7886	RECONCILED	8/29/2023		\$ 5,027.63
43798	95917	ACCOUNTS_P AYABLE	8/21/2023	CHARLES RITTER CO.	907	RECONCILED	8/28/2023		188.27
43801	95918	ACCOUNTS_P AYABLE	8/21/2023	GALION COMMUNITY HOSPITAL	12104	RECONCILED	8/30/2023		2,405.00
43805	95919	ACCOUNTS_P AYABLE	8/21/2023	GUILFORD PRESS	13105	RECONCILED	9/1/2023		311.85
43796	95920	ACCOUNTS_P AYABLE	8/21/2023	KIMBALL MIDWEST	11066	RECONCILED	8/25/2023		284.22
43800	95921	ACCOUNTS_P AYABLE	8/21/2023	MID-OHIO ED. SERVICE CENTER	69	RECONCILED	8/24/2023		6,265.00
43804	95922	ACCOUNTS_P AYABLE	8/21/2023	OEDSA	9820	OUTSTANDING			275.00
43797	95923	ACCOUNTS_P AYABLE	8/21/2023	QUENCH USA INC	9919	RECONCILED	8/28/2023		91.32
43793	95924	ACCOUNTS_P AYABLE	8/21/2023	SC STRATEGIC SOLUTIONS LLC	12178	RECONCILED	8/30/2023		111.60
43795	95925	ACCOUNTS_P AYABLE	8/21/2023	SCHOOL SPECIALTY	6538	RECONCILED	8/31/2023		54.38
43799	95926	ACCOUNTS_P AYABLE	8/21/2023	SHOOK CONSTRUCTION CO	13525	RECONCILED	8/25/2023		106,000.00
43803	95927	ACCOUNTS_P AYABLE	8/21/2023	WESTBROOK COUNTY CLUB	8441	RECONCILED	8/28/2023		3,750.00
43806	95928	ACCOUNTS_P AYABLE	8/21/2023	GRADY ENTERPRISE S, INC.	9664	RECONCILED	9/6/2023		1,240.03
43807	95929	ACCOUNTS_P AYABLE	8/22/2023	BAKER COLLISION REPAIR SPEC,	11454	RECONCILED	8/24/2023		500.00
43810	95930	ACCOUNTS_P AYABLE	8/22/2023	AMANDA BADERTSCH ER	13224	RECONCILED	9/11/2023		150.00
43808	95931	ACCOUNTS_P AYABLE	8/22/2023	AMAZON CAPITAL SERVICES	13575	RECONCILED	8/30/2023		1,686.03
43809	95932	ACCOUNTS_P AYABLE	8/22/2023	AMERICAN FIDELITY ADMIN	11663	RECONCILED	8/31/2023		1,485.00
43821	95933	ACCOUNTS_P AYABLE	8/22/2023	ANDY J. LITTLE	7196	RECONCILED	8/28/2023		140.00
43811	95934	ACCOUNTS_P AYABLE	8/22/2023	CAMBIUM ASSESSMENTS, INC	13957	RECONCILED	9/1/2023		50.00
43812	95935	ACCOUNTS_P AYABLE	8/22/2023	CBIZ BENEFITS & INSURANCE	8780	RECONCILED	8/29/2023		2,750.00
43813	95936	ACCOUNTS_P AYABLE	8/22/2023	CDW-G GOVERNMENT, INC.	7886	RECONCILED	8/29/2023		50.82
43818	95937	ACCOUNTS_P AYABLE	8/22/2023	CHRISTOPHER GLENNON	13459	RECONCILED	8/23/2023		140.00
43814	95938	ACCOUNTS_P AYABLE	8/22/2023	COLE- PARMER	11362	RECONCILED	8/30/2023		196.21
43815	95939	ACCOUNTS_P AYABLE	8/22/2023	COMDOC INC	13671	RECONCILED	8/29/2023		3.07
43816	95940	ACCOUNTS_P	8/22/2023	DELL	7777	RECONCILED	8/25/2023		526.83

Start Date: 8/1/2023

End Date: 8/31/2023

LEXINGTON LOCAL SCHOOLS Disbursement Summary Report

Reference Number	Check Number	Type	Date	Name	Vendor #	Status	Reconcile Date	Void Date	Amount
		AYABLE		MARKETING L.P.					
43828	95941	ACCOUNTS_P AYABLE	8/22/2023	ELIZABETH A. RIEGEL	10733	RECONCILED	8/28/2023		\$ 50.00
43817	95942	ACCOUNTS_P AYABLE	8/22/2023	GIONINO'S PIZZERIA	9153	RECONCILED	8/28/2023		593.30
43819	95943	ACCOUNTS_P AYABLE	8/22/2023	KELL ACE HARDWARE	8329	RECONCILED	9/13/2023		9.83
43822	95944	ACCOUNTS_P AYABLE	8/22/2023	LEVI B. MOWRY	10397	RECONCILED	8/24/2023		26.81
43820	95945	ACCOUNTS_P AYABLE	8/22/2023	LIBERTY LAWN CARE & LANDSCAPING INC	13646	RECONCILED	8/25/2023		7,854.00
43823	95946	ACCOUNTS_P AYABLE	8/22/2023	NAPA	13723	RECONCILED	8/28/2023		735.26
43824	95947	ACCOUNTS_P AYABLE	8/22/2023	OYSTER PAVEMENT MAINTENANCE	13235	RECONCILED	8/28/2023		104,507.00
43825	95948	ACCOUNTS_P AYABLE	8/22/2023	PALADIN PROTECTIVE SYSTEMS, INC	13857	RECONCILED	8/28/2023		535.00
43826	95949	ACCOUNTS_P AYABLE	8/22/2023	RICHLAND PUBLIC HEALTH	624	RECONCILED	8/23/2023		196.00
43827	95950	ACCOUNTS_P AYABLE	8/22/2023	SCHOOL HEALTH CORPORATION	7533	RECONCILED	8/28/2023		1,518.64
43829	95951	ACCOUNTS_P AYABLE	8/23/2023	POWERSCHOOL GROUP LLC	13606	RECONCILED	9/5/2023		17,520.00
43848	95952	ACCOUNTS_P AYABLE	8/24/2023	ALYSSA SINGREE	13550	RECONCILED	9/1/2023		25.00
43857	95953	ACCOUNTS_P AYABLE	8/24/2023	AMANDA JONES	14006	OUTSTANDING			25.00
43833	95954	ACCOUNTS_P AYABLE	8/24/2023	AMAZON CAPITAL SERVICES	13575	RECONCILED	8/31/2023		730.39
43836	95955	ACCOUNTS_P AYABLE	8/24/2023	AMERICAN ELECTRIC POWER	701	RECONCILED	9/1/2023		24,189.51
43849	95956	ACCOUNTS_P AYABLE	8/24/2023	AWARDSMITH	1370	RECONCILED	9/1/2023		35.00
43856	95957	ACCOUNTS_P AYABLE	8/24/2023	BUCKEYE ASSOCIATION OF	9071	RECONCILED	9/5/2023		1,142.69
43850	95958	ACCOUNTS_P AYABLE	8/24/2023	CARDINAL BUS SALES & SERVICE	6515	RECONCILED	8/29/2023		3,370.92
43847	95959	ACCOUNTS_P AYABLE	8/24/2023	COLUMBIA GAS	11662	RECONCILED	9/5/2023		1,108.66
43859	95960	ACCOUNTS_P AYABLE	8/24/2023	CULLIGAN QUALITY WATER	610	RECONCILED	8/29/2023		43.00
43855	95961	ACCOUNTS_P AYABLE	8/24/2023	KADELYN BECKER	14007	RECONCILED	9/1/2023		92.35
43835	95962	ACCOUNTS_P AYABLE	8/24/2023	KRISTA ALEXANDER	7465	RECONCILED	8/28/2023		584.82
43842	95963	ACCOUNTS_P AYABLE	8/24/2023	LEXINGTON LOCAL SCHOOLS	3377	OUTSTANDING			627.16
43853	95964	ACCOUNTS_P	8/24/2023	LIZ SAVKA	12167	RECONCILED	9/5/2023		124.28

Start Date: 8/1/2023

End Date: 8/31/2023

LEXINGTON LOCAL SCHOOLS

Disbursement Summary Report

Reference Number	Check Number	Type	Date	Name	Vendor #	Status	Reconcile Date	Void Date	Amount
43840	95965	AYABLE ACCOUNTS_P	8/24/2023	MARCO PHOTO	11346	RECONCILED	8/29/2023		\$ 234.00
43858	95966	AYABLE ACCOUNTS_P	8/24/2023	MID-OHIO ED. SERVICE CENTER	69	RECONCILED	8/28/2023		120.00
43851	95967	AYABLE ACCOUNTS_P	8/24/2023	MUSICK'S SERVICE STATION	881	RECONCILED	8/30/2023		26,757.00
43834	95968	AYABLE ACCOUNTS_P	8/24/2023	NAPA	13723	RECONCILED	8/29/2023		69.98
43838	95969	AYABLE ACCOUNTS_P	8/24/2023	OHIO.NET INTERNET PROVIDERS	13038	RECONCILED	8/29/2023		398.42
43852	95970	AYABLE ACCOUNTS_P	8/24/2023	ROGER LONG	11814	RECONCILED	8/31/2023		86.60
43845	95971	AYABLE ACCOUNTS_P	8/24/2023	SCHOOL DATE BOOKS	11627	RECONCILED	8/29/2023		269.10
43841	95972	AYABLE ACCOUNTS_P	8/24/2023	SCHOOL SPECIALTY	6538	RECONCILED	9/5/2023		2,255.33
43837	95973	AYABLE ACCOUNTS_P	8/24/2023	SMETZ'S TIRE SERVICE CENTER	10453	RECONCILED	8/30/2023		1,240.30
43844	95974	AYABLE ACCOUNTS_P	8/24/2023	SPYDER SIGNS & GRAPHICS	9378	OUTSTANDIN G			90.00
43832	95975	AYABLE ACCOUNTS_P	8/24/2023	STAPLES, INC	13995	RECONCILED	8/30/2023		20,859.80
43846	95976	AYABLE ACCOUNTS_P	8/24/2023	TRANSPORTA TION ACCESSORIE S CO.	819	RECONCILED	8/29/2023		512.26
43854	95977	AYABLE ACCOUNTS_P	8/24/2023	TRICIA VOLZ	11638	OUTSTANDIN G			53.97
43843	95978	AYABLE ACCOUNTS_P	8/24/2023	UNITY SCHOOL BUS PARTS	5690	RECONCILED	8/29/2023		313.99
43839	95979	AYABLE ACCOUNTS_P	8/24/2023	VERIZON WIRELESS	7415	RECONCILED	8/31/2023		479.04
43831	95980	AYABLE ACCOUNTS_P	8/24/2023	XEROX CORPORATIO N	13945	RECONCILED	8/30/2023		2,550.99
43863	95981	AYABLE ACCOUNTS_P	8/30/2023	AMAZON CAPITAL SERVICES	13575	RECONCILED	9/7/2023		2,143.90
43876	95982	AYABLE ACCOUNTS_P	8/30/2023	APPERSON	10097	RECONCILED	9/11/2023		247.08
43865	95983	AYABLE ACCOUNTS_P	8/30/2023	BIO CORPORATIO N	7345	RECONCILED	9/11/2023		924.25
43870	95984	AYABLE ACCOUNTS_P	8/30/2023	CAROLINA BIOLOGICAL SUPPLY CO.	171	RECONCILED	9/6/2023		1,353.69
43868	95985	AYABLE ACCOUNTS_P	8/30/2023	CLEARWATE R SYSTEMS	6230	RECONCILED	9/8/2023		105.00
43874	95986	AYABLE ACCOUNTS_P	8/30/2023	GIONINO'S PIZZERIA	9153	RECONCILED	9/11/2023		51.00
43869	95987	AYABLE ACCOUNTS_P	8/30/2023	GOPHER	6300	RECONCILED	9/6/2023		626.98
43867	95988	AYABLE ACCOUNTS_P	8/30/2023	HOLLY'S BOOK RACK	7409	RECONCILED	9/8/2023		2,018.55
43872	95989	AYABLE ACCOUNTS_P	8/30/2023	KAHL'S TELECOMMU NICATIONS	7813	RECONCILED	9/7/2023		128.74
43877	95990	ACCOUNTS_P	8/30/2023	LEXINGTON	3377	OUTSTANDIN			619.25

Start Date: 8/1/2023

End Date: 8/31/2023

LEXINGTON LOCAL SCHOOLS Disbursement Summary Report

Reference Number	Check Number	Type	Date	Name	Vendor #	Status	Reconcile Date	Void Date	Amount
		AYABLE		LOCAL SCHOOLS		G			
43866	95991	ACCOUNTS_P AYABLE	8/30/2023	MID-OHIO ED. SERVICE CENTER	69	RECONCILED	9/6/2023		\$ 120.00
43873	95992	ACCOUNTS_P AYABLE	8/30/2023	MUSIC THEATRE INTERNATIO NAL	9093	RECONCILED	9/7/2023		3,021.69
43871	95993	ACCOUNTS_P AYABLE	8/30/2023	PALADIN PROTECTIVE SYSTEMS, INC	13857	RECONCILED	9/7/2023		1,669.00
43875	95994	ACCOUNTS_P AYABLE	8/30/2023	ROGUE FITNESS	10062	RECONCILED	9/7/2023		1,836.69
43864	95995	ACCOUNTS_P AYABLE	8/30/2023	SCHOOL SPECIALTY	6538	RECONCILED	9/12/2023		1,754.00
43878	95996	ACCOUNTS_P AYABLE	8/30/2023	SUNBELT RENTALS	7776	RECONCILED	9/5/2023		1,572.97
43879	95997	ACCOUNTS_P AYABLE	8/30/2023	TRANSPORTA TION ACCESSORIE S CO.	819	RECONCILED	9/7/2023		20.50
43881	95998	ACCOUNTS_P AYABLE	8/31/2023	STEALTH PARTNER GROUP	13604	RECONCILED	9/6/2023		46,120.81
43882	95999	ACCOUNTS_P AYABLE	8/31/2023	OACAC	2625	OUTSTANDIN G			35.00
43897	96000	ACCOUNTS_P AYABLE	8/31/2023	ACCO BRANDS	3559	RECONCILED	9/12/2023		432.96
43908	96001	ACCOUNTS_P AYABLE	8/31/2023	ADVANCED TURF SOLUTIONS, INC.	10305	RECONCILED	9/11/2023		365.00
43904	96002	ACCOUNTS_P AYABLE	8/31/2023	ALLIED SUPPLY CO, INC	11862	OUTSTANDIN G			572.95
43888	96003	ACCOUNTS_P AYABLE	8/31/2023	AMAZON CAPITAL SERVICES	13575	RECONCILED	9/12/2023		3,883.69
43911	96004	ACCOUNTS_P AYABLE	8/31/2023	BAKER VEHICLE SYSTEMS, INC.	6088	RECONCILED	9/8/2023		120.17
43901	96005	ACCOUNTS_P AYABLE	8/31/2023	CAROTHERS PEST CONTROL LLC	13062	RECONCILED	9/12/2023		500.00
43902	96006	ACCOUNTS_P AYABLE	8/31/2023	FUN AND FUNCTION LLC	11065	RECONCILED	9/11/2023		81.34
43884	96007	ACCOUNTS_P AYABLE	8/31/2023	GOPHER	6300	RECONCILED	9/11/2023		455.34
43883	96008	ACCOUNTS_P AYABLE	8/31/2023	GRAINGER	5843	RECONCILED	9/11/2023		4,034.38
43907	96009	ACCOUNTS_P AYABLE	8/31/2023	HILLYARD OHIO	13569	RECONCILED	9/12/2023		1,265.77
43891	96010	ACCOUNTS_P AYABLE	8/31/2023	HUNTSMAN TRUCKING, INC.	6783	RECONCILED	9/11/2023		691.47
43909	96011	ACCOUNTS_P AYABLE	8/31/2023	J & B ACCOUSTICA L	1555	RECONCILED	9/8/2023		8.00
43912	96012	ACCOUNTS_P AYABLE	8/31/2023	KURTZ BROTHERS	7984	RECONCILED	9/8/2023		434.72
43890	96013	ACCOUNTS_P	8/31/2023	LAKESHORE	2609	RECONCILED	9/13/2023		75.00

Start Date: 8/1/2023

End Date: 8/31/2023

LEXINGTON LOCAL SCHOOLS Disbursement Summary Report

Reference Number	Check Number	Type	Date	Name	Vendor #	Status	Reconcile Date	Void Date	Amount
43885	96014	ACCOUNTS_P AYABLE	8/31/2023	LEARNING MATERIALS LIBERTY LAWN CARE & LANDSCAPING INC	13646	RECONCILED	9/8/2023		\$ 5,501.00
43889	96015	ACCOUNTS_P AYABLE	8/31/2023	MENARDS	10810	RECONCILED	9/11/2023		1,864.37
43905	96016	ACCOUNTS_P AYABLE	8/31/2023	NAPA	13723	RECONCILED	9/8/2023		4.62
43913	96017	ACCOUNTS_P AYABLE	8/31/2023	ORIENTAL TRADING COMPANY, INC.	5777	RECONCILED	9/12/2023		201.14
43892	96018	ACCOUNTS_P AYABLE	8/31/2023	REX PIPE AND SUPPLY CO	10851	OUTSTANDING			59.02
43914	96019	ACCOUNTS_P AYABLE	8/31/2023	ROCHESTER 100 INC.	8627	RECONCILED	9/13/2023		580.00
43898	96020	ACCOUNTS_P AYABLE	8/31/2023	RUMPKE	11508	RECONCILED	9/8/2023		2,511.79
43899	96021	ACCOUNTS_P AYABLE	8/31/2023	SCHOOL HEALTH CORPORATION	7533	OUTSTANDING			538.81
43910	96022	ACCOUNTS_P AYABLE	8/31/2023	SCHOOL SPECIALTY	6538	RECONCILED	9/13/2023		12,834.07
43895	96023	ACCOUNTS_P AYABLE	8/31/2023	SHERWIN-WILLIAMS CO.	741	RECONCILED	9/12/2023		176.62
43900	96024	ACCOUNTS_P AYABLE	8/31/2023	SHIFFLER EQUIPMENT SALES, INC.	851	RECONCILED	9/7/2023		2,081.77
43887	96025	ACCOUNTS_P AYABLE	8/31/2023	SIESEL DISTRIBUTING	10297	RECONCILED	9/11/2023		5,171.26
43903	96026	ACCOUNTS_P AYABLE	8/31/2023	SMETZ'S TIRE SERVICE CENTER	10453	RECONCILED	9/11/2023		447.00
43896	96027	ACCOUNTS_P AYABLE	8/31/2023	SOUTHPAW ENTERPRISES	3800	RECONCILED	9/8/2023		280.96
43906	96028	ACCOUNTS_P AYABLE	8/31/2023	UCP OF GREATER CLEVELAND	13006	RECONCILED	9/8/2023		18,900.00
43886	96029	ACCOUNTS_P AYABLE	8/31/2023	WAYNE'S COUNTRY MARKET	6368	RECONCILED	9/13/2023		459.00
43893	96030	ACCOUNTS_P AYABLE	8/31/2023	WOLFF BROS. SUPPLY, INC.	8585	RECONCILED	9/11/2023		1,214.37
43894	96031	ACCOUNTS_P AYABLE	8/31/2023	WORNER ROOFING COMPANY	6035	RECONCILED	9/12/2023		395.00
43915	96032	ACCOUNTS_P AYABLE	8/31/2023	LEXINGTON ATHLETIC DEPT.	3520	RECONCILED	9/5/2023		3,910.00
43784	692010	PAYROLL	8/11/2023	LEXINGTON LOCAL SCHOOLS		RECONCILED	8/11/2023		791,012.82
43783	692011	PAYROLL	8/3/2023	LEXINGTON LOCAL SCHOOLS		RECONCILED	8/3/2023		607,562.99
43786	692012	ACCOUNTS_P AYABLE	8/21/2023	ANTHEM BENEFIT	900902	RECONCILED	8/21/2023		403,483.61

Start Date: 8/1/2023

End Date: 8/31/2023

LEXINGTON LOCAL SCHOOLS Disbursement Summary Report

Reference Number	Check Number	Type	Date	Name	Vendor #	Status	Reconcile Date	Void Date	Amount
				SERVICES					
43785	692013	ACCOUNTS_P AYABLE	8/21/2023	LEXINGTON SCHOOLS - PAYROLL	900934	RECONCILED	8/21/2023		\$ 19,202.84
43787	692014	ACCOUNTS_P AYABLE	8/21/2023	MEMO- S.E.R.S.	900997	RECONCILED	8/21/2023		5,820.50
43788	692015	ACCOUNTS_P AYABLE	8/21/2023	MEMO- S.T.R.S.	900998	RECONCILED	8/21/2023		8,827.78
43789	692016	ACCOUNTS_P AYABLE	8/21/2023	MEMO- S.T.R.S.	900998	RECONCILED	8/21/2023		8,827.76
43830	692017	ACCOUNTS_P AYABLE	8/23/2023	MEMO-MID OHIO ESC	900069	RECONCILED	8/23/2023		94,369.22
43860	692018	ACCOUNTS_P AYABLE	8/25/2023	MEMO- S.E.R.S.	900997	RECONCILED	8/25/2023		16,226.95
43862	692019	ACCOUNTS_P AYABLE	8/25/2023	MORROW COUNTY AUDITOR	900359	RECONCILED	8/25/2023		10,433.44
43861	692020	ACCOUNTS_P AYABLE	8/25/2023	MEMO- S.E.R.S.	900997	RECONCILED	8/25/2023		78,174.80
43880	692021	ACCOUNTS_P AYABLE	8/30/2023	MORROW COUNTY AUDITOR	900359	RECONCILED	8/30/2023		1,337.87
43917	692022	ACCOUNTS_P AYABLE	8/31/2023	MEMO- S.E.R.S.	900997	RECONCILED	8/31/2023		50,248.00
43916	692023	ACCOUNTS_P AYABLE	8/31/2023	MEMO- S.T.R.S.	900998	RECONCILED	8/31/2023		135,720.00
43918	692024	ACCOUNTS_P AYABLE	8/31/2023	RICHLAND COUNTY AUDITOR	900360	RECONCILED	8/31/2023		150.81
Grand Total									\$ 3,186,615.66

Reporting Period: September 2023 (FY 2024)

Start Date: 8/01/2023

End Date: 8/31/2023

9/1/23 2:49 PM

LEXINGTON LOCAL SCHOOLS Receipts Ledger Report

Receipt #	Line #	Date	Type	Description	Full Account Code	Amount
Fund: 001						
Receipt: 1111						
78101	1	8/4/2023	RC	Real Estate Tax - Richland	001-1111-0000-000000-000	\$ 2,654,372.57
78101	2	8/4/2023	RC	Emergency Tax - Richland	001-1111-0000-000000-000	1,655,428.93
78106	1	8/11/2023	RC	Real Estate Tax - Morrow	001-1111-0000-000000-000	160,149.76
78106	2	8/11/2023	RC	Emergency Tax - Morrow	001-1111-0000-000000-000	99,566.57
78145	1	8/25/2023	RC	Mobile Home Tax -Morrow	001-1111-0000-000000-000	3,949.68
78145	2	8/25/2023	RC	Mobile Home Tax Morrow -Emer	001-1111-0000-000000-000	2,295.88
78157	1	8/25/2023	RC	MH TAX - Richland	001-1111-0000-000000-000	414.81
78157	2	8/25/2023	RC	MH TAX - Richland	001-1111-0000-000000-000	263.33
						\$ 4,576,441.53
Receipt: 1122						
78101	6	8/4/2023	RC	Pers Prop Tax - Richland	001-1122-0000-000000-000	275,512.58
78101	7	8/4/2023	RC	Pers Prop Tax Emerg - Richland	001-1122-0000-000000-000	121,493.38
78106	6	8/11/2023	RC	Pers Prop Tax - Morrow	001-1122-0000-000000-000	30,291.07
78106	7	8/11/2023	RC	Pers Prop Tax Emerg - Morrow	001-1122-0000-000000-000	13,357.49
78157	6	8/25/2023	RC	Pers Prop Utility - Richland	001-1122-0000-000000-000	129.02
78157	7	8/25/2023	RC	Pers Prop Utility - Richland	001-1122-0000-000000-000	56.89
						\$ 440,840.43
Receipt: 1223						
78142	19	8/25/2023	RC	JV52 Tuition (SF-14)	001-1223-0000-000000-000	2,656.76
						\$ 2,656.76
Receipt: 1410						
78181	1	8/31/2023	RC	Richland Bank Interest	001-1410-0000-000000-000	22,357.15
						\$ 22,357.15
Receipt: 1740						
78103	1	8/8/2023	RC	Summer school fees	001-1740-0000-000000-100	210.00
78103	4	8/8/2023	RC	School Fees	001-1740-0000-000000-100	90.00
78107	1	8/10/2023	RC	School fees	001-1740-0000-000000-100	30.00
78107	2	8/10/2023	RC	Lost Chromebook	001-1740-0000-000000-100	180.00
78121	1	8/16/2023	RC	School fees	001-1740-0000-000000-100	1,518.00
78122	1	8/16/2023	RC	School fees	001-1740-0000-000000-100	2,097.00
78125	1	8/17/2023	RC	School fees	001-1740-0000-000000-100	3,109.00
78126	1	8/17/2023	RC	School fees	001-1740-0000-000000-100	1,500.00
78129	2	8/17/2023	RC	Eastern school fees	001-1740-0000-000000-300	1,512.00
78132	2	8/17/2023	RC	Eastern school fees	001-1740-0000-000000-300	2,464.00
78137	1	8/18/2023	RC	School fees	001-1740-0000-000000-200	1,018.00
78148	1	8/23/2023	RC	Summer school fees	001-1740-0000-000000-100	420.00
78148	4	8/23/2023	RC	School Fees	001-1740-0000-000000-100	2,790.00
78150	2	8/24/2023	RC	Eastern school fees	001-1740-0000-000000-300	420.00

Reporting Period: September 2023 (FY 2024)

9/1/23 2:49 PM

Start Date: 8/01/2023

End Date: 8/31/2023

LEXINGTON LOCAL SCHOOLS Receipts Ledger Report

Receipt #	Line #	Date	Type	Description	Full Account Code	Amount
78163	1	8/25/2023	RC	School fees	001-1740-0000-000000-100	\$ 486.00
78177	1	8/25/2023	RC	School fees	001-1740-0000-000000-200	190.00
78162	2	8/29/2023	RC	Eastern school fees	001-1740-0000-000000-300	364.00
78166	1	8/30/2023	RC	School fees	001-1740-0000-000000-200	27.00
78175	1	8/31/2023	RC	HS Fees - Pay For It	001-1740-0000-000000-100	2,510.20
78175	2	8/31/2023	RC	Central Fees - Pay For It	001-1740-0000-000000-400	1,200.00
78175	3	8/31/2023	RC	Jr High Fees - Pay For It	001-1740-0000-000000-200	621.00
78175	4	8/31/2023	RC	Eastern Fees - Pay For It	001-1740-0000-000000-300	1,565.00
78175	5	8/31/2023	RC	Western Fees - Pay For It	001-1740-0000-000000-500	1,170.00
78180	1	8/31/2023	RC	School fees	001-1740-0000-000000-200	30.00
78188	1	8/31/2023	RC	School fees	001-1740-0000-000000-100	472.00
						\$ 25,993.20
Receipt:	1810					
78117	1	8/14/2023	RC	Building rental	001-1810-0000-000000-000	355.43
						\$ 355.43
Receipt:	1820					
78118	3	8/14/2023	RC	Miscellaneous Donation	001-1820-0000-000000-000	40.00
						\$ 40.00
Receipt:	1890					
78118	5	8/14/2023	RC	Recycling	001-1890-0000-000000-000	434.20
78128	2	8/18/2023	RC	AEP Refund	001-1890-0000-000000-000	554.00
78128	8	8/18/2023	RC	Truck Sale	001-1890-0000-000000-000	500.00
78167	1	8/30/2023	RC	Estate Proceeds	001-1890-0000-000000-000	23,691.84
78168	1	8/30/2023	RC	Maintenance Recycling	001-1890-0000-000000-000	166.25
						\$ 25,346.29
Receipt:	3110					
78105	1	8/11/2023	RC	Base Cost	001-3110-0000-000000-000	242,058.99
78105	3	8/11/2023	RC	Targeted Assistance	001-3110-0000-000000-000	51,760.09
78105	4	8/11/2023	RC	Special Education Funding	001-3110-0000-000000-000	42,401.93
78105	8	8/11/2023	RC	Supplement Targeted Assistance	001-3110-0000-000000-000	0.00
78105	9	8/11/2023	RC	Temporary Transitional Aid Guarantee	001-3110-0000-000000-000	0.00
78105	11	8/11/2023	RC	Transportation	001-3110-0000-000000-000	24,985.67
78105	12	8/11/2023	RC	Formula Transition Supplement	001-3110-0000-000000-000	0.00
78105	13	8/11/2023	RC	Preschool Special Educ Funding	001-3110-0000-000000-000	8,792.94
78105	14	8/11/2023	RC	Special Educ Transportation	001-3110-0000-000000-000	2,902.52
78142	1	8/25/2023	RC	Base Cost	001-3110-0000-000000-000	242,060.79
78142	3	8/25/2023	RC	Targeted Assistance	001-3110-0000-000000-000	44,191.80
78142	4	8/25/2023	RC	Special Education Funding	001-3110-0000-000000-000	38,368.68
78142	8	8/25/2023	RC	Supplement Targeted Assistance	001-3110-0000-000000-000	0.00
78142	9	8/25/2023	RC	Temporary Transitional Aid Guarantee	001-3110-0000-000000-000	0.00

Reporting Period: September 2023 (FY 2024)

Start Date: 8/01/2023

End Date: 8/31/2023

9/1/23 2:49 PM

LEXINGTON LOCAL SCHOOLS Receipts Ledger Report

Receipt #	Line #	Date	Type	Description	Full Account Code	Amount
78142	11	8/25/2023	RC	Transportation	001-3110-0000-000000-000	\$ 24,985.66
78142	12	8/25/2023	RC	Formula Transition Supplement	001-3110-0000-000000-000	0.00
78142	13	8/25/2023	RC	Preschool Special Educ Funding	001-3110-0000-000000-000	8,406.77
78142	14	8/25/2023	RC	Special Educ Transportation	001-3110-0000-000000-000	2,902.52
78142	20	8/25/2023	RC	JV01 FY2023 Final #1 Traditional School Districts	001-3110-0000-000000-000	1,314.78
						\$ 735,133.14
Receipt:	3190					
78158	1	8/30/2023	RC	Casino Revenue	001-3190-0000-000000-000	79,366.31
						\$ 79,366.31
Receipt:	3211					
78105	5	8/11/2023	RC	Economic Disadvantaged Funding	001-3211-0000-000000-000	2,077.53
78142	5	8/25/2023	RC	Economic Disadvantaged Funding	001-3211-0000-000000-000	2,076.86
						\$ 4,154.39
Receipt:	3215					
78105	10	8/11/2023	RC	Career Tech Education Funding	001-3215-0000-000000-000	42.87
78142	10	8/25/2023	RC	Career Tech Education Funding	001-3215-0000-000000-000	25.72
						\$ 68.59
Receipt:	3216					
78105	7	8/11/2023	RC	Gifted Education Funding	001-3216-0000-000000-000	5,084.84
78142	7	8/25/2023	RC	Gifted Education Funding	001-3216-0000-000000-000	5,084.85
						\$ 10,169.69
Receipt:	3217					
78105	6	8/11/2023	RC	English Learners Funding	001-3217-0000-000000-000	199.35
78142	6	8/25/2023	RC	English Learners Funding	001-3217-0000-000000-000	166.08
						\$ 365.43
Receipt:	3218					
78105	2	8/11/2023	RC	Base Cost - Student Wellness and Success	001-3218-0000-000000-000	12,438.63
78142	2	8/25/2023	RC	Base Cost - Student Wellness and Success	001-3218-0000-000000-000	12,438.72
						\$ 24,877.35
Receipt:	3300					
78100	1	8/4/2023	RC	MEDICAID REIMBURSEMENT FOR 20-21 Adjudication	001-3300-0000-000000-000	69,876.30
						\$ 69,876.30
Fund:	002					\$ 6,018,041.99
Receipt:	1111					
78101	3	8/4/2023	RC	Bond Ret Tax - Richland	002-1111-0000-000000-000	1,181,436.82
78106	3	8/11/2023	RC	Bond Ret Tax - Morrow	002-1111-0000-000000-000	72,722.56
78145	3	8/25/2023	RC	MH Tax Morrow - Bond Ret	002-1111-0000-000000-000	2,174.58

Reporting Period: September 2023 (FY 2024)

Start Date: 8/01/2023

End Date: 8/31/2023

9/1/23 2:49 PM

LEXINGTON LOCAL SCHOOLS Receipts Ledger Report

Receipt #	Line #	Date	Type	Description	Full Account Code	Amount
78157	3	8/25/2023	RC	MH TAX - Richland	002-1111-0000-000000-000	\$ 189.28
Receipt:						\$ 1,256,523.24
78101	8	8/4/2023	RC	Pers Prop Tax Bond - Richland	002-1122-0000-000000-000	77,487.91
78106	8	8/11/2023	RC	Pers Prop Tax Bond Ret - Morrow	002-1122-0000-000000-000	8,519.34
78157	8	8/25/2023	RC	Pers Prop Utility - Richland	002-1122-0000-000000-000	36.29
						\$ 86,043.54
Fund: 003						\$ 1,342,566.78
Receipt: 1111						
78101	4	8/4/2023	RC	Permanent Improv Tax - Richlan	003-1111-0000-000000-000	223,860.58
78106	4	8/11/2023	RC	Permanent Improv Tax - Morrow	003-1111-0000-000000-000	13,634.75
78145	4	8/25/2023	RC	Mobile Home Tax-Morrow PI	003-1111-0000-000000-000	330.29
78157	4	8/25/2023	RC	MH TAX - Richland	003-1111-0000-000000-000	33.08
						\$ 237,858.70
Receipt: 1122						
78101	9	8/4/2023	RC	Pers Prop Tax PI - Richland	003-1122-0000-000000-000	25,829.30
78106	9	8/11/2023	RC	Pers Prop Tax PI - Morrow	003-1122-0000-000000-000	2,839.76
78157	9	8/25/2023	RC	Pers Prop Utility - Richland	003-1122-0000-000000-000	12.10
						\$ 28,681.16
Fund: 004						\$ 266,539.86
Receipt: 1410						
78181	6	8/31/2023	RC	LFI Fund	004-1410-0000-000000-000	1,793.18
						\$ 1,793.18
Fund: 006						\$ 1,793.18
Receipt: 1410						
78181	4	8/31/2023	RC	Richland Bank Interest	006-1410-0000-000000-000	430.79
						\$ 430.79
Receipt: 1511						
78174	21	8/25/2023	RC	HS/JH Breakfast	006-1511-0000-000000-100	46.25
78174	22	8/25/2023	RC	Eastern Breakfast	006-1511-0000-000000-300	4.50
78174	23	8/25/2023	RC	Central Breakfast	006-1511-0000-000000-400	48.00
78174	24	8/25/2023	RC	Western Breakfast	006-1511-0000-000000-500	18.00
78182	21	8/31/2023	RC	HS/JH Breakfast	006-1511-0000-000000-100	106.75
78182	22	8/31/2023	RC	Eastern Breakfast	006-1511-0000-000000-300	33.50
78182	23	8/31/2023	RC	Central Breakfast	006-1511-0000-000000-400	67.50
78182	24	8/31/2023	RC	Western Breakfast	006-1511-0000-000000-500	79.25
						\$ 403.75

Reporting Period: September 2023 (FY 2024)

9/1/23 2:49 PM

Start Date: 8/01/2023

End Date: 8/31/2023

LEXINGTON LOCAL SCHOOLS Receipts Ledger Report

Receipt #	Line #	Date	Type	Description	Full Account Code	Amount
Receipt: 1512						
78174	1	8/25/2023	RC	HS/JH Stu. Type A	006-1512-0000-000000-100	\$ 3,195.25
78174	5	8/25/2023	RC	HS/JH ROA Stu. Type A	006-1512-0000-000000-100	(620.45)
78174	6	8/25/2023	RC	Eastern Stu. Type A	006-1512-0000-000000-300	1,035.00
78174	10	8/25/2023	RC	Eastern ROA Stu. Type A	006-1512-0000-000000-300	(37.65)
78174	11	8/25/2023	RC	Central Stu. Type A	006-1512-0000-000000-400	690.00
78174	15	8/25/2023	RC	Central ROA Stu. Type A	006-1512-0000-000000-400	1,709.75
78174	16	8/25/2023	RC	Western Stu. Type A	006-1512-0000-000000-500	396.00
78174	20	8/25/2023	RC	Western ROA Stu. Type A	006-1512-0000-000000-500	755.50
78175	6	8/31/2023	RC	HS Lunch - Pay For It	006-1512-0000-000000-100	9,908.84
78175	7	8/31/2023	RC	Jr High Lunch - Pay For It	006-1512-0000-000000-200	0.00
78175	8	8/31/2023	RC	Eastern Lunch - Pay For It	006-1512-0000-000000-300	3,164.00
78175	9	8/31/2023	RC	Central Lunch - Pay For It	006-1512-0000-000000-400	2,727.00
78175	10	8/31/2023	RC	Western Lunch - Pay For It	006-1512-0000-000000-500	2,766.00
78182	1	8/31/2023	RC	HS/JH Stu. Type A	006-1512-0000-000000-100	4,464.50
78182	5	8/31/2023	RC	HS/JH ROA Stu. Type A	006-1512-0000-000000-100	(4,657.16)
78182	6	8/31/2023	RC	Eastern Stu. Type A	006-1512-0000-000000-300	1,449.00
78182	10	8/31/2023	RC	Eastern ROA Stu. Type A	006-1512-0000-000000-300	(1,055.50)
78182	11	8/31/2023	RC	Central Stu. Type A	006-1512-0000-000000-400	1,080.00
78182	15	8/31/2023	RC	Central ROA Stu. Type A	006-1512-0000-000000-400	(675.25)
78182	16	8/31/2023	RC	Western Stu. Type A	006-1512-0000-000000-500	1,005.00
78182	20	8/31/2023	RC	Western ROA Stu. Type A	006-1512-0000-000000-500	(764.25)
						\$ 26,535.58
Receipt: 1513						
78174	3	8/25/2023	RC	HS/JH Stu. ALa Carte	006-1513-0000-000000-100	1,219.30
78174	8	8/25/2023	RC	Eastern Stu. Ala Carte	006-1513-0000-000000-300	16.50
78174	13	8/25/2023	RC	Central Stu. Ala Carte	006-1513-0000-000000-400	0.50
78174	18	8/25/2023	RC	Western Stu. Ala Carte	006-1513-0000-000000-500	2.00
78182	3	8/31/2023	RC	HS/JH Stu. ALa Carte	006-1513-0000-000000-100	2,013.40
78182	8	8/31/2023	RC	Eastern Stu. Ala Carte	006-1513-0000-000000-300	22.00
78182	13	8/31/2023	RC	Central Stu. Ala Carte	006-1513-0000-000000-400	0.00
78182	18	8/31/2023	RC	Western Stu. Ala Carte	006-1513-0000-000000-500	0.00
						\$ 3,273.70
Receipt: 1514						
78174	2	8/25/2023	RC	HS/JH Stu. Milk	006-1514-0000-000000-100	7.50
78174	7	8/25/2023	RC	Eastern Stu. Milk	006-1514-0000-000000-300	2.00
78174	12	8/25/2023	RC	Central Stu. Milk	006-1514-0000-000000-400	4.00
78174	17	8/25/2023	RC	Western Stu. Milk	006-1514-0000-000000-500	7.50
78182	2	8/31/2023	RC	HS/JH Stu. Milk	006-1514-0000-000000-100	12.50
78182	7	8/31/2023	RC	Eastern Stu. Milk	006-1514-0000-000000-300	2.50

Reporting Period: September 2023 (FY 2024)

Start Date: 8/01/2023

End Date: 8/31/2023

9/1/23 2:49 PM

LEXINGTON LOCAL SCHOOLS Receipts Ledger Report

Receipt #	Line #	Date	Type	Description	Full Account Code	Amount
78182	12	8/31/2023	RC	Central Stu. Milk	006-1514-0000-000000-400	\$ 11.00
78182	17	8/31/2023	RC	Western Stu. Milk	006-1514-0000-000000-500	4.00
Receipt:	1523					\$ 51.00
78174	4	8/25/2023	RC	HS/JH Adult Ala Carte	006-1523-0000-000000-100	103.15
78174	9	8/25/2023	RC	Eastern Adult Ala Carte	006-1523-0000-000000-300	12.75
78174	14	8/25/2023	RC	Central Adult Ala Carte	006-1523-0000-000000-400	4.25
78174	19	8/25/2023	RC	Western Adult Ala Carte	006-1523-0000-000000-500	0.00
78182	4	8/31/2023	RC	HS/JH Adult Ala Carte	006-1523-0000-000000-100	131.10
78182	9	8/31/2023	RC	Eastern Adult Ala Carte	006-1523-0000-000000-300	8.50
78182	14	8/31/2023	RC	Central Adult Ala Carte	006-1523-0000-000000-400	13.25
78182	19	8/31/2023	RC	Western Adult Ala Carte	006-1523-0000-000000-500	0.00
Receipt:	1890					\$ 273.00
78116	1	8/11/2023	RC	7th Grade Field Trip Lunches	006-1890-0000-000000-000	16.25
78118	4	8/14/2023	RC	Fusion Outreach	006-1890-0000-000000-000	50.00
						\$ 66.25
Fund:	007					\$ 31,034.07
Receipt:	1410					
78181	5	8/31/2023	RC	Richland Bank Int - Minutemen	007-1410-9100-000000-000	206.96
Receipt:	1820					\$ 206.96
78118	1	8/14/2023	RC	Martin Hall Donation	007-1820-9100-000000-000	2,669.70
						\$ 2,669.70
Fund:	010					\$ 2,876.66
Receipt:	1410					
78181	7	8/31/2023	RC	Classroom Facilities Fund	010-1410-0000-000000-000	2,308.65
						\$ 2,308.65
Fund:	018					\$ 2,308.65
Receipt:	1630					
78189	1	8/15/2023	RC	Marco Photo commission	018-1630-9200-000000-000	592.91
78129	1	8/17/2023	RC	Eastern fees princ acct	018-1630-9300-000000-000	108.00
78132	1	8/17/2023	RC	Eastern fees princ acct	018-1630-9300-000000-000	156.00
78150	1	8/24/2023	RC	Eastern fees princ acct	018-1630-9300-000000-000	30.00
78162	1	8/29/2023	RC	Eastern fees princ acct	018-1630-9300-000000-000	16.00
78131	1	8/17/2023	RC	Run club	018-1630-9303-000000-000	200.00
78149	1	8/24/2023	RC	Run club	018-1630-9303-000000-000	120.00

Reporting Period: September 2023 (FY 2024)

Start Date: 8/01/2023

End Date: 8/31/2023

9/1/23 2:49 PM

LEXINGTON LOCAL SCHOOLS Receipts Ledger Report

Receipt #	Line #	Date	Type	Description	Full Account Code	Amount
78151	1	8/24/2023	RC	Run club	018-1630-9303-000000-000	\$ 180.00
78169	1	8/29/2023	RC	Run club	018-1630-9303-000000-000	240.00
78187	1	8/31/2023	RC	Kroger Check	018-1630-9400-000000-000	207.22
Receipt:	1690					\$ 1,850.13
78104	1	8/8/2023	RC	Ohio Pyle	018-1690-9100-000000-000	99.06
Receipt:	1820					\$ 99.06
78130	1	8/17/2023	RC	Marco Photo commission	018-1820-9200-000000-000	736.00
78176	1	8/22/2023	RC	Kona Ice	018-1820-9400-000000-000	150.00
						\$ 886.00
Fund:	019					\$ 2,835.19
Receipt:	1820					
78179	6	8/31/2023	RC	Richland Co Grant - Science Lab Activity Revitalization	019-1820-9229-000000-000	1,322.53
78179	5	8/31/2023	RC	Richland Co Grant - STEAMtastic Learning	019-1820-9230-000000-000	1,491.87
78179	3	8/31/2023	RC	Richland Co Grant - Social Studies Board Game Studio	019-1820-9231-000000-000	1,413.47
78179	8	8/31/2023	RC	Richland Co Grant - Marvelous Mathematical Thinking	019-1820-9232-000000-000	1,046.05
78179	2	8/31/2023	RC	Richland Co Grant - Footprint Impression Lab Project	019-1820-9233-000000-000	1,480.00
78179	7	8/31/2023	RC	Richland Co Grant - Circuit Craze!	019-1820-9234-000000-000	1,184.63
78179	4	8/31/2023	RC	Richland Co Grant - Novels in Verse Book Club	019-1820-9235-000000-000	1,075.65
78179	1	8/31/2023	RC	Richland Co Grant - Coding Express by Lego Connection	019-1820-9236-000000-000	250.00
Receipt:	1890					\$ 9,264.20
78128	5	8/18/2023	RC	PTO Recycling-Central	019-1890-9121-000000-000	4.51
78128	6	8/18/2023	RC	PTO Recycling-Eastern	019-1890-9122-000000-000	4.51
78128	7	8/18/2023	RC	PTO Recycling-Western	019-1890-9123-000000-000	4.50
						\$ 13.52
Fund:	024					\$ 9,277.72
Receipt:	1410					
78181	2	8/31/2023	RC	Richland Bank Int. 024	024-1410-0000-000000-000	1,212.77
Receipt:	1872					\$ 1,212.77
78114	1	8/14/2023	RC	Board's Premiums August	024-1872-0000-000000-000	403,483.61
78115	1	8/14/2023	RC	Employees' Premiums August	024-1872-0000-000000-000	72,680.88

Reporting Period: September 2023 (FY 2024)

9/1/23 2:49 PM

Start Date: 8/01/2023

End Date: 8/31/2023

LEXINGTON LOCAL SCHOOLS Receipts Ledger Report

Receipt #	Line #	Date	Type	Description	Full Account Code	Amount
78165	1	8/30/2023	RC	Gaither Ins Premium	024-1872-0000-0000000-000	\$ 1,062.97
78183	1	8/31/2023	RC	Ins Premium Adj - Duffey/Trittschuh/Webb August Vision	024-1872-0000-0000000-000	(82.80)
						\$ 477,144.66
						\$ 478,357.43
Fund:	034					
Receipt:	1111					
78101	5	8/4/2023	RC	Perm Imp (.5 Mill) Tax - Richl	034-1111-0000-0000000-000	63,650.18
78106	5	8/11/2023	RC	Perm Improv (.5 Mill) - Morrow	034-1111-0000-0000000-000	3,928.95
78145	5	8/25/2023	RC	MH Tax Morrow - PI (.5 Mill)	034-1111-0000-0000000-000	117.67
78157	5	8/25/2023	RC	MH TAX - Richland	034-1111-0000-0000000-000	10.01
						\$ 67,706.81
Receipt:	1122					
78101	10	8/4/2023	RC	Pers Prop Tax PI (.5 Mill)-Ric	034-1122-0000-0000000-000	4,783.21
78106	10	8/11/2023	RC	Pers Prop Tax-PI (.5 Mill)-Mor	034-1122-0000-0000000-000	525.90
78157	10	8/25/2023	RC	Pers Prop Utility - Richland	034-1122-0000-0000000-000	2.24
						\$ 5,311.35
						\$ 73,018.16
Fund:	200					
Receipt:	1690					
78102	1	8/8/2023	RC	Yearbook ad sales	200-1690-9119-0000000-000	200.00
78124	1	8/17/2023	RC	Yearbook ad sales	200-1690-9119-0000000-000	760.00
78164	1	8/25/2023	RC	Yearbook ad sales	200-1690-9119-0000000-000	965.00
78186	1	8/31/2023	RC	Yearbook ad sales	200-1690-9119-0000000-000	691.00
78104	2	8/8/2023	RC	Recycling - Informed Teens	200-1690-9611-0000000-000	12.60
						\$ 2,628.60
						\$ 2,628.60
Fund:	300					
Receipt:	1610					
78099	1	8/3/2023	RC	Season Tickets	300-1610-9600-0000000-000	1,040.00
78110	1	8/14/2023	RC	Season Tickets	300-1610-9600-0000000-000	3,135.00
78120	1	8/15/2023	RC	Season Tickets	300-1610-9600-0000000-000	815.00
78127	1	8/17/2023	RC	Fall Season Tickets	300-1610-9600-0000000-000	900.00
78123	1	8/18/2023	RC	Varsity FB adm vs. Ontario Online Sales	300-1610-9600-0000000-700	35.00
78133	1	8/18/2023	RC	Boys JV Soccer adm vs. Ontario	300-1610-9600-0000000-703	431.50
78133	2	8/18/2023	RC	Girls JV Soccer adm vs. Ontario	300-1610-9600-0000000-704	431.50
78135	1	8/21/2023	RC	Varsity FB adm vs. Ontario Online Sales	300-1610-9600-0000000-700	88.00
78135	2	8/21/2023	RC	Boys JV Soccer adm vs. Ontario Online Sales	300-1610-9600-0000000-703	17.50
78135	3	8/21/2023	RC	Girls JV Soccer adm vs. Ontario Online Sales	300-1610-9600-0000000-704	17.50
78135	4	8/21/2023	RC	Fall Season Tickets Online Sales	300-1610-9600-0000000-000	760.00

Reporting Period: September 2023 (FY 2024)

Start Date: 8/01/2023

End Date: 8/31/2023

9/1/23 2:49 PM

LEXINGTON LOCAL SCHOOLS Receipts Ledger Report

Receipt #	Line #	Date	Type	Description	Full Account Code	Amount
78138	1	8/21/2023	RC	Season Tickets	300-1610-9600-000000-000	\$ 4,410.00
78139	1	8/21/2023	RC	Varsity FB Adm vs. Ontario	300-1610-9600-000000-700	8,982.00
78136	1	8/22/2023	RC	Varsity FB adm vs. Ontario Online Sales	300-1610-9600-000000-700	1,569.00
78136	2	8/22/2023	RC	Fall Season Tickets Online Sales	300-1610-9600-000000-000	730.00
78140	1	8/22/2023	RC	JH VB adm vs. Mt. Vernon	300-1610-9600-000000-714	491.00
78140	2	8/22/2023	RC	Boys JV Soccer vs. Mansfield Christian	300-1610-9600-000000-703	278.00
78146	1	8/24/2023	RC	Boys Soccer adm vs. Clear Fork	300-1610-9600-000000-703	1,046.00
78146	2	8/24/2023	RC	JH VB adm vs. Madison	300-1610-9600-000000-714	345.00
78147	1	8/25/2023	RC	Fall Season Tickets Online Sales	300-1610-9600-000000-000	105.00
78147	2	8/25/2023	RC	Boys Varsity Soccer vs. Ontario	300-1610-9600-000000-703	31.00
78159	1	8/28/2023	RC	JV/Freshman FB Adm vs. Shelby	300-1610-9600-000000-700	1,375.00
78159	2	8/28/2023	RC	Varsity/JV VB adm vs. Perkins	300-1610-9600-000000-702	338.00
78160	4	8/28/2023	RC	Fall Season Tickets	300-1610-9600-000000-000	440.00
78170	1	8/28/2023	RC	Fall Season Tickets Online Sales	300-1610-9600-000000-000	35.00
78171	1	8/29/2023	RC	Fall Season Tickets Online Sales	300-1610-9600-000000-000	35.00
78172	1	8/30/2023	RC	Fall Season Tickets Online Sales	300-1610-9600-000000-000	195.00
78172	2	8/30/2023	RC	VB vs. Perkins adm Online Sales	300-1610-9600-000000-702	12.00
78173	1	8/31/2023	RC	JH FB adm vs. New Philadelphia Online Sales	300-1610-9600-000000-713	15.00
78173	2	8/31/2023	RC	Boys Varsity Soccer adm vs. Mansfield Sr. Online Sales	300-1610-9600-000000-703	21.00
78184	1	8/31/2023	RC	JH FB adm vs. New Philadelphia	300-1610-9600-000000-713	654.00
78184	2	8/31/2023	RC	Boys Varsity Soccer adm vs. Mansfield Sr.	300-1610-9600-000000-703	1,157.00
78185	1	8/31/2023	RC	JH FB adm vs. New Philadelphia	300-1610-9600-000000-713	595.00
78185	2	8/31/2023	RC	Boys JV Soccer adm vs. Pleasant	300-1610-9600-000000-703	161.00
78185	3	8/31/2023	RC	Girls Varsity Soccer adm vs. West Holmes	300-1610-9600-000000-704	607.00
						\$ 31,298.00
Receipt:	1690					
78097	1	8/3/2023	RC	Patrons	300-1690-9600-000000-000	1,420.00
78098	1	8/3/2023	RC	Program Ads	300-1690-9600-000000-000	2,240.00
78099	2	8/3/2023	RC	Patrons	300-1690-9600-000000-000	1,000.00
78108	1	8/11/2023	RC	Patrons	300-1690-9600-000000-000	1,150.00
78108	2	8/11/2023	RC	Program ads	300-1690-9600-000000-000	300.00
78109	1	8/14/2023	RC	Exclusive Ad/Program Ads	300-1690-9600-000000-000	6,900.00
78110	2	8/14/2023	RC	Patrons	300-1690-9600-000000-000	40.00
78113	2	8/14/2023	RC	Miscellaneous Athletic Income (CLC)	300-1690-9600-000000-000	312.88
78119	1	8/15/2023	RC	Exclusive Ad/Program Ads	300-1690-9600-000000-000	950.00
78119	2	8/15/2023	RC	OHSAA Reimbursement	300-1690-9600-000000-000	1,250.00
78120	2	8/15/2023	RC	Patrons	300-1690-9600-000000-000	70.00
78134	2	8/18/2023	RC	Program Ad Sales	300-1690-9600-000000-000	1,550.00
78138	2	8/21/2023	RC	Patrons	300-1690-9600-000000-000	210.00

Reporting Period: September 2023 (FY 2024)

Start Date: 8/01/2023

End Date: 8/31/2023

9/1/23 2:49 PM

LEXINGTON LOCAL SCHOOLS
Receipts Ledger Report

Receipt #	Line #	Date	Type	Description	Full Account Code	Amount
78160	2	8/28/2023	RC	Program Ads	300-1690-9600-000000-000	\$ 2,175.00
78160	3	8/28/2023	RC	Patrons	300-1690-9600-000000-000	30.00
78161	2	8/28/2023	RC	Program Ad Sales	300-1690-9600-000000-000	325.00
78134	1	8/18/2023	RC	Exclusive Ad (BP Electric 1st Payment Soccer Scoreboard)	300-1690-9601-000000-000	3,000.00
78161	1	8/28/2023	RC	Exclusive Ad (Coldwell Banker/McDonalds 1st Payment Soccer Scoreboard)	300-1690-9601-000000-000	6,000.00
						\$ 28,922.88
Receipt:	1890					
78111	1	8/14/2023	RC	Cross Country Camp fees	300-1890-9600-000000-701	10,600.00
78112	1	8/14/2023	RC	JH Cross Country Camp fees	300-1890-9600-000000-701	770.00
78113	1	8/14/2023	RC	Girls Golf Invite entry fee	300-1890-9600-000000-706	300.00
78160	1	8/28/2023	RC	Girls Golf Invite entry fee	300-1890-9600-000000-706	650.00
						\$ 12,320.00
						\$ 72,540.88
Fund:	507					
Receipt:	4220					
78155	1	8/25/2023	RC	ARP ESSER Revenue	507-4220-9022-000000-000	18,990.72
						\$ 18,990.72
Fund:	516					
Receipt:	4220					
78154	1	8/25/2023	RC	IDEA-B Revenue	516-4220-9024-000000-000	4,955.46
						\$ 4,955.46
Fund:	572					
Receipt:	4220					
78153	1	8/25/2023	RC	Title I Revenue	572-4220-9024-000000-000	4,630.80
						\$ 4,630.80
Fund:	587					
Receipt:	4220					
78152	1	8/24/2023	RC	ECSE Revenue	587-4220-9024-000000-000	229.94
						\$ 229.94
						\$ 229.94
Grand Total						\$ 8,332,626.09

Reporting Period: August 2023 (FY 2024)

As Of Period: 08/31/2023

9/1/23 2:47 PM

LEXINGTON LOCAL SCHOOLS
Revenue Account Summary

Fund-SCC	Description	FYTDReceivable	FYTD Received	MTD Received	YTD Received
SCC:	0000				
001-0000	GENERAL FUND	\$ 24,404,761.85	\$ 6,795,728.79	\$ 6,018,041.99	\$ 20,027,728.15
		\$ 24,404,761.85	\$ 6,795,728.79	\$ 6,018,041.99	\$ 20,027,728.15
SCC:	9412				
001-9412	GENERAL BUDGET RESERVE SET- ASIDE-1%/BWC	0.00	0.00	0.00	0.00
		\$ 0.00	\$ 0.00	\$ 0.00	\$ 0.00
SCC:	0000				
002-0000	BOND RETIREMENT FUND	3,477,883.26	1,342,566.78	1,342,566.78	3,362,576.75
003-0000	PERMANENT IMPROVEMENT FUND	756,070.09	266,539.86	266,539.86	699,062.11
004-0000	LFI BUILDING FUND	34,475.68	3,312.95	1,793.18	13,539.68
006-0000	FOOD SERVICE FUND	902,564.58	88,734.22	31,034.07	652,620.41
		\$ 5,170,993.61	\$ 1,701,153.81	\$ 1,641,933.89	\$ 4,727,798.95
SCC:	9100				
007-9100	LEXINGTON MINUTEMEN ACADEMIC SCHOLARSHIP FUND	17,443.76	3,057.79	2,876.66	12,472.42
		\$ 17,443.76	\$ 3,057.79	\$ 2,876.66	\$ 12,472.42
SCC:	9800				
007-9800	TERRY McCAMMON SCHOLARSHIP FUND	0.00	0.00	0.00	0.00
		\$ 0.00	\$ 0.00	\$ 0.00	\$ 0.00
SCC:	9801				
007-9801	MINUTEMAN ALUMNI SCHOLARSHIP FUND	0.00	0.00	0.00	0.00
		\$ 0.00	\$ 0.00	\$ 0.00	\$ 0.00
SCC:	9999				
007-9999	LEXINGTON SCHOOLS TRUST FUND	0.00	0.00	0.00	0.00
		\$ 0.00	\$ 0.00	\$ 0.00	\$ 0.00
SCC:	0000				
010-0000	CLASSROOM FACILITIES CONSTRUCTION FUND	61,643.69	4,703.45	2,308.65	31,306.79
		\$ 61,643.69	\$ 4,703.45	\$ 2,308.65	\$ 31,306.79
SCC:	9100				
018-9100	HIGH SCHOOL PRINCIPAL'S FUND	6,613.67	99.06	99.06	4,119.71
		\$ 6,613.67	\$ 99.06	\$ 99.06	\$ 4,119.71
SCC:	9101				
018-9101	HIGH SCHOOL FLOWER FUND	0.00	0.00	0.00	0.00
		\$ 0.00	\$ 0.00	\$ 0.00	\$ 0.00
SCC:	9200				
018-9200	JUNIOR HIGH PRINCIPAL'S FUND	81.58	1,328.91	1,328.91	1,614.91
		\$ 81.58	\$ 1,328.91	\$ 1,328.91	\$ 1,614.91
SCC:	9300				

Reporting Period: August 2023 (FY 2024)
 As Of Period: 08/31/2023

9/1/23 2:47 PM

LEXINGTON LOCAL SCHOOLS
Revenue Account Summary

Fund-SCC	Description	FYTDReceivable	FYTD Received	MTD Received	YTD Received
018-9300	EASTERN PRINCIPAL'S FUND	\$ 8,496.87	\$ 310.00	\$ 310.00	\$ 3,999.95
		\$ 8,496.87	\$ 310.00	\$ 310.00	\$ 3,999.95
SCC:	9301				
018-9301	EASTERN ELEMENTARY BOOKFAIR/BOXTOPS FUND	4,721.10	0.00	0.00	4,721.10
		\$ 4,721.10	\$ 0.00	\$ 0.00	\$ 4,721.10
SCC:	9302				
018-9302	EASTERN ELEMENTARY MATH	0.00	0.00	0.00	0.00
		\$ 0.00	\$ 0.00	\$ 0.00	\$ 0.00
SCC:	9303				
018-9303	EASTERN RUN CLUB	1,060.00	740.00	740.00	740.00
		\$ 1,060.00	\$ 740.00	\$ 740.00	\$ 740.00
SCC:	9400				
018-9400	CENTRAL PRINCIPAL'S FUND	2,631.22	437.22	357.22	1,266.82
		\$ 2,631.22	\$ 437.22	\$ 357.22	\$ 1,266.82
SCC:	9401				
018-9401	CENTRAL ELEMENTARY BOOKFAIR FUND	5,763.24	0.00	0.00	2,650.77
		\$ 5,763.24	\$ 0.00	\$ 0.00	\$ 2,650.77
SCC:	9402				
018-9402	CENTRAL ELEMENTARY ART	0.00	0.00	0.00	0.00
		\$ 0.00	\$ 0.00	\$ 0.00	\$ 0.00
SCC:	9500				
018-9500	WESTERN PRINCIPAL'S FUND	4,619.70	0.00	0.00	1,702.91
		\$ 4,619.70	\$ 0.00	\$ 0.00	\$ 1,702.91
SCC:	9501				
018-9501	WESTERN ELEMENTARY BOOKFAIR/BOXTOPS FUND	4,296.06	0.00	0.00	4,271.06
		\$ 4,296.06	\$ 0.00	\$ 0.00	\$ 4,271.06
SCC:	9502				
018-9502	HIGH SCHOOL ACADEMIC BOOSTERS FUND	0.00	0.00	0.00	0.00
		\$ 0.00	\$ 0.00	\$ 0.00	\$ 0.00
SCC:	9503				
018-9503	WESTERN ELEMENTARY ART	0.00	0.00	0.00	0.00
		\$ 0.00	\$ 0.00	\$ 0.00	\$ 0.00
SCC:	9602				
018-9602	JUNIOR HIGH ACADEMIC BOOSTERS FUND	0.00	0.00	0.00	0.00
		\$ 0.00	\$ 0.00	\$ 0.00	\$ 0.00
SCC:	9901				
018-9901	JUNIOR HIGH TEACHER ADVISORY FUND	0.00	0.00	0.00	0.00
		\$ 0.00	\$ 0.00	\$ 0.00	\$ 0.00

Reporting Period: August 2023 (FY 2024)

As Of Period: 08/31/2023

9/1/23 2:47 PM

LEXINGTON LOCAL SCHOOLS
Revenue Account Summary

Fund-SCC	Description	FYTDReceivable	FYTD Received	MTD Received	YTD Received
SCC:	9001	\$ 0.00	\$ 0.00	\$ 0.00	\$ 0.00
019-9001	ACADEMIC BOOSTERS GRANTS	\$ 0.00	\$ 0.00	\$ 0.00	\$ 0.00
		\$ 0.00	\$ 0.00	\$ 0.00	\$ 0.00
SCC:	9121				
019-9121	CENTRAL ELEMENTARY PTO GRANTS	1,096.11	14.03	4.51	70.01
		\$ 1,096.11	\$ 14.03	\$ 4.51	\$ 70.01
SCC:	9122				
019-9122	EASTERN ELEMENTARY PTO GRANTS	1,096.10	14.03	4.51	70.01
		\$ 1,096.10	\$ 14.03	\$ 4.51	\$ 70.01
SCC:	9123				
019-9123	WESTERN ELEMENTARY PTO GRANTS	1,096.10	14.02	4.50	70.03
		\$ 1,096.10	\$ 14.02	\$ 4.50	\$ 70.03
SCC:	9200				
019-9200	RICHLAND COUNTY FOUNDATION GRANT PLAYGROUND	0.00	0.00	0.00	0.00
		\$ 0.00	\$ 0.00	\$ 0.00	\$ 0.00
SCC:	9201				
019-9201	RICHLAND COUNTY FOUNDATION GRANT CENTRAL PRID	0.00	0.00	0.00	0.00
		\$ 0.00	\$ 0.00	\$ 0.00	\$ 0.00
SCC:	9202				
019-9202	RICHLAND COUNTY FOUNDATION GRANT-HENSEL FY15	0.00	0.00	0.00	0.00
		\$ 0.00	\$ 0.00	\$ 0.00	\$ 0.00
SCC:	9204				
019-9204	RICHLAND COUNTY FOUNDATION GRANT-PELPHREY 15	0.00	0.00	0.00	0.00
		\$ 0.00	\$ 0.00	\$ 0.00	\$ 0.00
SCC:	9205				
019-9205	RICHLAND CO FOUNDATION GRANT-STAINED GLASS 16	0.00	0.00	0.00	0.00
		\$ 0.00	\$ 0.00	\$ 0.00	\$ 0.00
SCC:	9206				
019-9206	RICHLAND CO FOUNDATION GRANT-SEASONAL SCIE 16	0.00	0.00	0.00	0.00
		\$ 0.00	\$ 0.00	\$ 0.00	\$ 0.00
SCC:	9207				
019-9207	RICHLAND CO FOUNDATION-SCORE COMMON CORE 16	0.00	0.00	0.00	0.00
		\$ 0.00	\$ 0.00	\$ 0.00	\$ 0.00

Reporting Period: August 2023 (FY 2024)

9/1/23 2:47 PM

As Of Period: 08/31/2023

LEXINGTON LOCAL SCHOOLS
Revenue Account Summary

Fund-SCC	Description	FYTDReceivable	FYTD Received	MTD Received	YTD Received
SCC:	9208				
019-9208	RICHLAND CO FOUND-BUILD A COMM OF READERS	\$ 0.00	\$ 0.00	\$ 0.00	\$ 0.00
		\$ 0.00	\$ 0.00	\$ 0.00	\$ 0.00
SCC:	9209				
019-9209	RICH CO FOUND-LEARN TO READ FOR A LIFETIME	0.00	0.00	0.00	0.00
		\$ 0.00	\$ 0.00	\$ 0.00	\$ 0.00
SCC:	9210				
019-9210	RICH CO FOUND-MULTI-SENS APPROACH TO LEARNING	0.00	0.00	0.00	0.00
		\$ 0.00	\$ 0.00	\$ 0.00	\$ 0.00
SCC:	9211				
019-9211	RICH CO FOUND-BEE AWARENESS	0.00	0.00	0.00	0.00
		\$ 0.00	\$ 0.00	\$ 0.00	\$ 0.00
SCC:	9212				
019-9212	RICH CO FOUND-DONT LET THE PIGEON STOP TALK	0.00	0.00	0.00	0.00
		\$ 0.00	\$ 0.00	\$ 0.00	\$ 0.00
SCC:	9213				
019-9213	RICH CO FOUND-BRAIN GAMES 5.0	0.00	0.00	0.00	0.00
		\$ 0.00	\$ 0.00	\$ 0.00	\$ 0.00
SCC:	9214				
019-9214	RICH CO FOUND-TALKING SENSE TO OUR NUMBERS	0.00	0.00	0.00	0.00
		\$ 0.00	\$ 0.00	\$ 0.00	\$ 0.00
SCC:	9215				
019-9215	RICH CO FOUND-SEE THE CIVILIZATION	0.00	0.00	0.00	0.00
		\$ 0.00	\$ 0.00	\$ 0.00	\$ 0.00
SCC:	9216				
019-9216	RICH CO FOUND-SCIENCE OLYMPIAD	0.00	0.00	0.00	0.00
		\$ 0.00	\$ 0.00	\$ 0.00	\$ 0.00
SCC:	9217				
019-9217	RICH CO FOUND-KICK BACK WITH CLASSICS	0.00	0.00	0.00	0.00
		\$ 0.00	\$ 0.00	\$ 0.00	\$ 0.00
SCC:	9218				
019-9218	RICH CO FOUND-WRITE STUFF STEAM KIT	0.00	0.00	0.00	0.00
		\$ 0.00	\$ 0.00	\$ 0.00	\$ 0.00
SCC:	9219				
019-9219	RICH CO FOUND-CLASSROOM	0.00	0.00	0.00	0.00

Reporting Period: August 2023 (FY 2024)
 As Of Period: 08/31/2023

9/1/23 2:47 PM

LEXINGTON LOCAL SCHOOLS
Revenue Account Summary

Fund-SCC	Description	FYTDReceivable	FYTD Received	MTD Received	YTD Received
	LIBRARY				
SCC:	9220	\$ 0.00	\$ 0.00	\$ 0.00	\$ 0.00
019-9220	RICH CO FOUND-LEGOS AND BUILDING BLOCKS	\$ 0.00	\$ 0.00	\$ 0.00	\$ 0.00
SCC:	9221	\$ 0.00	\$ 0.00	\$ 0.00	\$ 0.00
019-9221	RICH CO FOUND-SCIENCE DISCOVERY BINS	0.00	0.00	0.00	0.00
SCC:	9222	\$ 0.00	\$ 0.00	\$ 0.00	\$ 0.00
019-9222	RICH CO FOUND-ONE BIG HAPPY FAMILY	0.00	0.00	0.00	0.00
SCC:	9223	\$ 0.00	\$ 0.00	\$ 0.00	\$ 0.00
019-9223	RICH CO FOUND-MAKER MAVEN STEM	0.00	0.00	0.00	0.00
SCC:	9224	\$ 0.00	\$ 0.00	\$ 0.00	\$ 0.00
019-9224	RICH CO FOUND-STEM SNAP CIRCUITS	0.00	0.00	0.00	0.00
SCC:	9225	\$ 0.00	\$ 0.00	\$ 0.00	\$ 0.00
019-9225	RICH CO FOUND GRANT-STEM MATERIALS SNAP CIRCUITS	0.00	0.00	0.00	0.00
SCC:	9226	\$ 0.00	\$ 0.00	\$ 0.00	\$ 0.00
019-9226	RICH CO FOUND GRANT-SCIENCE ENRICH FIELD TRIP	0.00	0.00	0.00	0.00
SCC:	9227	\$ 0.00	\$ 0.00	\$ 0.00	\$ 0.00
019-9227	RICH CO FOUND GRANT-CAREER BOOKS AND ACTIVITIES	532.00	0.00	0.00	0.00
SCC:	9228	\$ 532.00	\$ 0.00	\$ 0.00	\$ 0.00
019-9228	RICH CO FOUND GRANT-SOCIAL STUDIES MAKERSPACE	1,490.34	0.00	0.00	0.00
SCC:	9229	\$ 1,490.34	\$ 0.00	\$ 0.00	\$ 0.00
019-9229	RICHLAND CO FOUND GRANT-SCIENCE LAB ACTIVITY REVITALIZATION	0.00	1,322.53	1,322.53	1,322.53
SCC:	9230	\$ 0.00	\$ 1,322.53	\$ 1,322.53	\$ 1,322.53

Reporting Period: August 2023 (FY 2024)

As Of Period: 08/31/2023

9/1/23 2:47 PM

LEXINGTON LOCAL SCHOOLS
Revenue Account Summary

Fund-SCC	Description	FYTDReceivable	FYTD Received	MTD Received	YTD Received
019-9230	RICHLAND CO FOUND GRANT-STEAMTASTIC LEARNING	\$ 0.00	\$ 1,491.87	\$ 1,491.87	\$ 1,491.87
SCC:	9231	\$ 0.00	\$ 1,491.87	\$ 1,491.87	\$ 1,491.87
019-9231	RICHLAND CO FOUND GRANT-SOCIAL STUDIES BOARD GAME STUDIO	0.00	1,413.47	1,413.47	1,413.47
SCC:	9232	\$ 0.00	\$ 1,413.47	\$ 1,413.47	\$ 1,413.47
019-9232	RICHLAND CO FOUND GRANT-MARVELOUS MATHEMATICAL THINKING	0.00	1,046.05	1,046.05	1,046.05
SCC:	9233	\$ 0.00	\$ 1,046.05	\$ 1,046.05	\$ 1,046.05
019-9233	RICHLAND CO FOUND GRANT-FOOTPRINT IMPRESSION LAB PROJECT	0.00	1,480.00	1,480.00	1,480.00
SCC:	9234	\$ 0.00	\$ 1,480.00	\$ 1,480.00	\$ 1,480.00
019-9234	RICHLAND CO FOUND GRANT-CIRCUIT CRAZE	0.00	1,184.63	1,184.63	1,184.63
SCC:	9235	\$ 0.00	\$ 1,184.63	\$ 1,184.63	\$ 1,184.63
019-9235	RICHLAND CO FOUND GRANT-NOVELS IN VERSE BOOK CLUB	0.00	1,075.65	1,075.65	1,075.65
SCC:	9236	\$ 0.00	\$ 1,075.65	\$ 1,075.65	\$ 1,075.65
019-9236	RICHLAND CO FOUND GRANT-CODING EXPRESS BY LEGO EDUCATION	0.00	250.00	250.00	250.00
SCC:	9301	\$ 0.00	\$ 250.00	\$ 250.00	\$ 250.00
019-9301	RICH CO FOUND/SECO ROBOTICS GRANT (HEIMANN)	0.00	0.00	0.00	0.00
SCC:	9302	\$ 0.00	\$ 0.00	\$ 0.00	\$ 0.00
019-9302	RICH CO RETIRED TEACHERS ASSOC	0.00	0.00	0.00	0.00
SCC:	9303	\$ 0.00	\$ 0.00	\$ 0.00	\$ 0.00
019-9303	OHIO POWER GRANT (BERRY)	0.00	0.00	0.00	0.00
SCC:	9304	\$ 0.00	\$ 0.00	\$ 0.00	\$ 0.00
019-9304	RICHLAND CO RETIRED TEACHERS - HS ENGLISH	0.00	0.00	0.00	0.00

Reporting Period: August 2023 (FY 2024)
 As Of Period: 08/31/2023

9/1/23 2:47 PM

**LEXINGTON LOCAL SCHOOLS
 Revenue Account Summary**

Fund-SCC	Description	FYTDReceivable	FYTD Received	MTD Received	YTD Received
SCC:	9305	\$ 0.00	\$ 0.00	\$ 0.00	\$ 0.00
019-9305	OTHER GRANT	\$ 500.00	\$ 0.00	\$ 0.00	\$ 500.00
		\$ 500.00	\$ 0.00	\$ 0.00	\$ 500.00
SCC:	9500				
019-9500	DOLLAR GENERAL LIT FOUND - YOUTH LIT FY16	0.00	0.00	0.00	0.00
		\$ 0.00	\$ 0.00	\$ 0.00	\$ 0.00
SCC:	9502				
019-9502	RICHLAND CO HMG SENSORY GRANT	0.00	0.00	0.00	0.00
		\$ 0.00	\$ 0.00	\$ 0.00	\$ 0.00
SCC:	9616				
019-9616	WALMART TEACHER OF THE YEAR- DANIELLE SAVAGE	0.00	0.00	0.00	0.00
		\$ 0.00	\$ 0.00	\$ 0.00	\$ 0.00
SCC:	9601				
022-9601	OHSAA TOURNAMENT AGENCY FUND	0.00	0.00	0.00	(1,206.40)
		\$ 0.00	\$ 0.00	\$ 0.00	\$ (1,206.40)
SCC:	0000				
024-0000	EMPLOYEE BENEFITS FUND FOR MEDICAL/DENTAL	5,490,241.05	949,447.22	478,357.43	3,804,334.30
034-0000	OFCC PROJECT MAINTENANCE FUND	189,025.69	73,018.16	73,018.16	182,617.39
		\$ 5,679,266.74	\$ 1,022,465.38	\$ 551,375.59	\$ 3,986,951.69
SCC:	9101				
200-9101	HIGH SCHOOL ART CLUB	0.00	0.00	0.00	0.00
		\$ 0.00	\$ 0.00	\$ 0.00	\$ 0.00
SCC:	9102				
200-9102	HIGH SCHOOL DRAMA CLUB	12,088.93	0.00	0.00	12,088.93
		\$ 12,088.93	\$ 0.00	\$ 0.00	\$ 12,088.93
SCC:	9103				
200-9103	HIGH SCHOOL MATH CLUB	0.00	0.00	0.00	0.00
		\$ 0.00	\$ 0.00	\$ 0.00	\$ 0.00
SCC:	9104				
200-9104	HIGH SCHOOL LEADERSHIP COUNCIL	0.00	0.00	0.00	0.00
		\$ 0.00	\$ 0.00	\$ 0.00	\$ 0.00
SCC:	9105				
200-9105	HIGH SCHOOL FRENCH CLUB	105.00	0.00	0.00	0.00
		\$ 105.00	\$ 0.00	\$ 0.00	\$ 0.00
SCC:	9107				

Reporting Period: August 2023 (FY 2024)
 As Of Period: 08/31/2023

9/1/23 2:47 PM

LEXINGTON LOCAL SCHOOLS
Revenue Account Summary

Fund-SCC	Description	FYTDReceivable	FYTD Received	MTD Received	YTD Received
200-9107	HIGH SCHOOL SPANISH CLUB	\$ 0.00	\$ 0.00	\$ 0.00	\$ 0.00
		\$ 0.00	\$ 0.00	\$ 0.00	\$ 0.00
SCC:	9108				
200-9108	HIGH SCHOOL LEO CLUB	417.45	0.00	0.00	0.00
		\$ 417.45	\$ 0.00	\$ 0.00	\$ 0.00
SCC:	9114				
200-9114	HIGH SCHOOL STUDENT COUNCIL FUND	6,186.00	0.00	0.00	3,025.00
		\$ 6,186.00	\$ 0.00	\$ 0.00	\$ 3,025.00
SCC:	9115				
200-9115	HIGH SCHOOL KEY CLUB	891.00	0.00	0.00	81.00
		\$ 891.00	\$ 0.00	\$ 0.00	\$ 81.00
SCC:	9116				
200-9116	HIGH SCHOOL CHESS CLUB	0.00	0.00	0.00	0.00
		\$ 0.00	\$ 0.00	\$ 0.00	\$ 0.00
SCC:	9119				
200-9119	HIGH SCHOOL YEARBOOK FUND	8,718.00	3,631.00	2,616.00	5,921.00
		\$ 8,718.00	\$ 3,631.00	\$ 2,616.00	\$ 5,921.00
SCC:	9120				
200-9120	HIGH SCHOOL JOURNALISM FUND	0.00	0.00	0.00	0.00
		\$ 0.00	\$ 0.00	\$ 0.00	\$ 0.00
SCC:	9121				
200-9121	HIGH SCHOOL NATIONAL HONOR SOCIETY	5,770.00	0.00	0.00	170.00
		\$ 5,770.00	\$ 0.00	\$ 0.00	\$ 170.00
SCC:	9160				
200-9160	HIGH SCHOOL GERMAN CLUB	0.00	0.00	0.00	0.00
		\$ 0.00	\$ 0.00	\$ 0.00	\$ 0.00
SCC:	9201				
200-9201	JUNIOR HIGH ART CLUB	777.18	0.00	0.00	777.18
		\$ 777.18	\$ 0.00	\$ 0.00	\$ 777.18
SCC:	9204				
200-9204	JUNIOR HIGH STUDENT COUNCIL FUND	1,266.00	0.00	0.00	288.00
		\$ 1,266.00	\$ 0.00	\$ 0.00	\$ 288.00
SCC:	9205				
200-9205	JUNIOR HIGH LIBRARY CLUB	0.00	0.00	0.00	0.00
		\$ 0.00	\$ 0.00	\$ 0.00	\$ 0.00
SCC:	9301				
200-9301	EASTERN ELEMENTARY STUDENT ACTIVITY FUND	3,476.77	0.00	0.00	531.90
		\$ 3,476.77	\$ 0.00	\$ 0.00	\$ 531.90

Reporting Period: August 2023 (FY 2024)
 As Of Period: 08/31/2023

9/1/23 2:47 PM

LEXINGTON LOCAL SCHOOLS
Revenue Account Summary

Fund-SCC	Description	FYTDReceivable	FYTD Received	MTD Received	YTD Received
SCC:	9302				
200-9302	EASTERN ELEMENTARY ROBOTICS FUND	\$ 0.00	\$ 0.00	\$ 0.00	\$ 0.00
		\$ 0.00	\$ 0.00	\$ 0.00	\$ 0.00
SCC:	9401				
200-9401	CENTRAL ELEMENTARY STUDENT ACTIVITY FUND	0.00	0.00	0.00	0.00
		\$ 0.00	\$ 0.00	\$ 0.00	\$ 0.00
SCC:	9611				
200-9611	HIGH SCHOOL INFORMED TEENS FUND	0.00	12.60	12.60	12.60
		\$ 0.00	\$ 12.60	\$ 12.60	\$ 12.60
SCC:	9612				
200-9612	JUNIOR HIGH INFORMED TEENS FUND	1,154.22	0.00	0.00	1,148.64
		\$ 1,154.22	\$ 0.00	\$ 0.00	\$ 1,148.64
SCC:	9106				
300-9106	HIGH SCHOOL INTRAMURALS	0.00	0.00	0.00	0.00
		\$ 0.00	\$ 0.00	\$ 0.00	\$ 0.00
SCC:	9115				
300-9115	JAZZ BAND	0.00	0.00	0.00	0.00
		\$ 0.00	\$ 0.00	\$ 0.00	\$ 0.00
SCC:	9116				
300-9116	CHOIR	0.00	0.00	0.00	0.00
		\$ 0.00	\$ 0.00	\$ 0.00	\$ 0.00
SCC:	9206				
300-9206	JUNIOR HIGH PHYS ED DEPARTMENT FUND	786.00	0.00	0.00	540.00
		\$ 786.00	\$ 0.00	\$ 0.00	\$ 540.00
SCC:	9210				
300-9210	JR HIGH INSTRUMENTAL	0.00	0.00	0.00	0.00
		\$ 0.00	\$ 0.00	\$ 0.00	\$ 0.00
SCC:	9600				
300-9600	ATHLETIC FUND	253,008.61	67,756.03	63,540.88	129,424.20
		\$ 253,008.61	\$ 67,756.03	\$ 63,540.88	\$ 129,424.20
SCC:	9601				
300-9601	ATHLETIC CAPITAL FUND	37,000.00	9,000.00	9,000.00	34,000.00
		\$ 37,000.00	\$ 9,000.00	\$ 9,000.00	\$ 34,000.00
SCC:	9602				
300-9602	ORCHESTRA	0.00	0.00	0.00	0.00
		\$ 0.00	\$ 0.00	\$ 0.00	\$ 0.00
SCC:	9603				

Reporting Period: August 2023 (FY 2024)
 As Of Period: 08/31/2023

9/1/23 2:47 PM

LEXINGTON LOCAL SCHOOLS
Revenue Account Summary

Fund-SCC	Description	FYTDReceivable	FYTD Received	MTD Received	YTD Received
300-9603	ELEMENTARY MUSIC	\$ 0.00	\$ 0.00	\$ 0.00	\$ 0.00
		\$ 0.00	\$ 0.00	\$ 0.00	\$ 0.00
SCC:	9605				
300-9605	BAND	0.00	0.00	0.00	0.00
		\$ 0.00	\$ 0.00	\$ 0.00	\$ 0.00
SCC:	9020				
451-9020	Network Connectivity FY 2020	0.00	0.00	0.00	0.00
		\$ 0.00	\$ 0.00	\$ 0.00	\$ 0.00
SCC:	9021				
451-9021	Network Connectivity FY 2021	0.00	0.00	0.00	0.00
		\$ 0.00	\$ 0.00	\$ 0.00	\$ 0.00
SCC:	9022				
451-9022	Network Connectivity FY2022	0.00	0.00	0.00	0.00
		\$ 0.00	\$ 0.00	\$ 0.00	\$ 0.00
SCC:	9023				
451-9023	DATA COMMUNICATION FUND	9,000.00	230.50	0.00	4,730.50
		\$ 9,000.00	\$ 230.50	\$ 0.00	\$ 4,730.50
SCC:	9922				
451-9922	Emergency Connectivity FY2022	0.00	0.00	0.00	0.00
		\$ 0.00	\$ 0.00	\$ 0.00	\$ 0.00
SCC:	0000				
467-0000	STUDENT WELLNESS AND SUCCESS FUND	0.00	0.00	0.00	0.00
		\$ 0.00	\$ 0.00	\$ 0.00	\$ 0.00
SCC:	9020				
499-9020	SCHOOL SAFETY GRANT FY20	0.00	0.00	0.00	0.00
		\$ 0.00	\$ 0.00	\$ 0.00	\$ 0.00
SCC:	9021				
499-9021	SCHOOL SAFETY GRANT FY21	0.00	0.00	0.00	0.00
		\$ 0.00	\$ 0.00	\$ 0.00	\$ 0.00
SCC:	9022				
499-9022	SCHOOL SAFETY GRANT FY22	0.00	0.00	0.00	0.00
		\$ 0.00	\$ 0.00	\$ 0.00	\$ 0.00
SCC:	9023				
499-9023	MISCELLANEOUS STATE GRANT FUND	0.00	0.00	0.00	12,497.09
		\$ 0.00	\$ 0.00	\$ 0.00	\$ 12,497.09
SCC:	9101				
499-9101	STATE GRANT 2001 READING IMPROV.INCENT-CENTRA	0.00	0.00	0.00	0.00
		\$ 0.00	\$ 0.00	\$ 0.00	\$ 0.00
SCC:	9121				

Reporting Period: August 2023 (FY 2024)
 As Of Period: 08/31/2023

9/1/23 2:47 PM

LEXINGTON LOCAL SCHOOLS
Revenue Account Summary

Fund-SCC	Description	FYTDReceivable	FYTD Received	MTD Received	YTD Received
499-9121	SCHOOL BUS PURCHASE PROGRAM	\$ 0.00	\$ 0.00	\$ 0.00	\$ 135,000.00
		\$ 0.00	\$ 0.00	\$ 0.00	\$ 135,000.00
SCC:	9122				
499-9122	SCHOOL BUS PURCHASE PROGRAM	0.00	0.00	0.00	0.00
		\$ 0.00	\$ 0.00	\$ 0.00	\$ 0.00
SCC:	9123				
499-9123	MISCELLANEOUS STATE GRANT FUND	0.00	0.00	0.00	0.00
		\$ 0.00	\$ 0.00	\$ 0.00	\$ 0.00
SCC:	9922				
499-9922	MISCELLANEOUS STATE GRANT FUND	0.00	0.00	0.00	0.00
		\$ 0.00	\$ 0.00	\$ 0.00	\$ 0.00
SCC:	9913				
506-9913	OHIO RESIDENT EDUCATOR PROGRAM	0.00	0.00	0.00	0.00
		\$ 0.00	\$ 0.00	\$ 0.00	\$ 0.00
SCC:	9914				
506-9914	OHIO RESIDENT EDUCATOR PROGRAM	0.00	0.00	0.00	0.00
		\$ 0.00	\$ 0.00	\$ 0.00	\$ 0.00
SCC:	0000				
507-0000	ELEMENTARY AND SECONDARY SCHOOL EMERGENCY RELIEF FUND	0.00	0.00	0.00	0.00
		\$ 0.00	\$ 0.00	\$ 0.00	\$ 0.00
SCC:	9021				
507-9021	ESSER FUNDING FY21	0.00	0.00	0.00	0.00
		\$ 0.00	\$ 0.00	\$ 0.00	\$ 0.00
SCC:	9022				
507-9022	ESSER ARP FUNDING	626,273.39	231,884.59	18,990.72	531,042.88
		\$ 626,273.39	\$ 231,884.59	\$ 18,990.72	\$ 531,042.88
SCC:	9023				
507-9023	ELEMENTARY AND SECONDARY SCHOOL EMERGENCY RELIEF FUND	0.00	0.00	0.00	0.00
		\$ 0.00	\$ 0.00	\$ 0.00	\$ 0.00
SCC:	9921				
507-9921	ESSER II FUNDING	0.00	0.00	0.00	13,921.15
		\$ 0.00	\$ 0.00	\$ 0.00	\$ 13,921.15
SCC:	9021				
510-9021	CRF FUNDING FY21	0.00	0.00	0.00	0.00
		\$ 0.00	\$ 0.00	\$ 0.00	\$ 0.00

Reporting Period: August 2023 (FY 2024)
 As Of Period: 08/31/2023

9/1/23 2:47 PM

LEXINGTON LOCAL SCHOOLS
Revenue Account Summary

Fund-SCC	Description	FYTDReceivable	FYTD Received	MTD Received	YTD Received
SCC:	9020				
516-9020	IDEA-B SPECIAL EDUCATION FY20	\$ 0.00	\$ 0.00	\$ 0.00	\$ 0.00
		\$ 0.00	\$ 0.00	\$ 0.00	\$ 0.00
SCC:	9021				
516-9021	IDEA-B SPECIAL EDUCATION FY21	0.00	0.00	0.00	0.00
		\$ 0.00	\$ 0.00	\$ 0.00	\$ 0.00
SCC:	9022				
516-9022	IDEA-B SPECIAL EDUCATION FY22	0.00	0.00	0.00	0.00
		\$ 0.00	\$ 0.00	\$ 0.00	\$ 0.00
SCC:	9023				
516-9023	IDEA PART B GRANTS	0.00	0.00	0.00	306,111.63
		\$ 0.00	\$ 0.00	\$ 0.00	\$ 306,111.63
SCC:	9024				
516-9024	IDEA PART B GRANTS	548,857.90	4,955.46	4,955.46	4,955.46
		\$ 548,857.90	\$ 4,955.46	\$ 4,955.46	\$ 4,955.46
SCC:	9922				
516-9922	IDEA PART B GRANTS	0.00	0.00	0.00	0.00
		\$ 0.00	\$ 0.00	\$ 0.00	\$ 0.00
SCC:	9020				
572-9020	TITLE I FY20	0.00	0.00	0.00	0.00
		\$ 0.00	\$ 0.00	\$ 0.00	\$ 0.00
SCC:	9021				
572-9021	TITLE I FY21	0.00	0.00	0.00	0.00
		\$ 0.00	\$ 0.00	\$ 0.00	\$ 0.00
SCC:	9022				
572-9022	TITLE I FY22	0.00	0.00	0.00	0.00
		\$ 0.00	\$ 0.00	\$ 0.00	\$ 0.00
SCC:	9023				
572-9023	TITLE I DISADVANTAGED CHILDREN	3,243.26	3,243.26	0.00	133,384.85
		\$ 3,243.26	\$ 3,243.26	\$ 0.00	\$ 133,384.85
SCC:	9024				
572-9024	TITLE I DISADVANTAGED CHILDREN	267,531.26	4,630.80	4,630.80	4,630.80
		\$ 267,531.26	\$ 4,630.80	\$ 4,630.80	\$ 4,630.80
SCC:	9921				
572-9921	EOEC	0.00	0.00	0.00	0.00
		\$ 0.00	\$ 0.00	\$ 0.00	\$ 0.00
SCC:	9922				
572-9922	TITLE I DISADVANTAGED CHILDREN	0.00	0.00	0.00	0.00
		\$ 0.00	\$ 0.00	\$ 0.00	\$ 0.00

Reporting Period: August 2023 (FY 2024)
 As Of Period: 08/31/2023

9/1/23 2:47 PM

LEXINGTON LOCAL SCHOOLS
Revenue Account Summary

Fund-SCC	Description	FYTDReceivable	FYTD Received	MTD Received	YTD Received
SCC:	9923				
572-9923	TITLE I DISADVANTAGED CHILDREN	\$ 0.00	\$ 0.00	\$ 0.00	\$ 1,783.65
		\$ 0.00	\$ 0.00	\$ 0.00	\$ 1,783.65
SCC:	9022				
584-9022	TITLE IV FY22	0.00	0.00	0.00	0.00
		\$ 0.00	\$ 0.00	\$ 0.00	\$ 0.00
SCC:	9023				
584-9023	TITLE IV, PART A, STUDENT SUPPORT AND ACADEMIC ENRICHMENT PROGRAMS	0.00	0.00	0.00	5,720.52
		\$ 0.00	\$ 0.00	\$ 0.00	\$ 5,720.52
SCC:	9024				
584-9024	TITLE IV, PART A, STUDENT SUPPORT AND ACADEMIC ENRICHMENT PROGRAMS	20,671.03	0.00	0.00	0.00
		\$ 20,671.03	\$ 0.00	\$ 0.00	\$ 0.00
SCC:	9924				
584-9924	TITLE IV, PART A, STUDENT SUPPORT AND ACADEMIC ENRICHMENT PROGRAMS	0.00	0.00	0.00	0.00
		\$ 0.00	\$ 0.00	\$ 0.00	\$ 0.00
SCC:	9020				
587-9020	EARLY CHILDHOOD SPECIAL EDUCATION IDEA FY20	0.00	0.00	0.00	0.00
		\$ 0.00	\$ 0.00	\$ 0.00	\$ 0.00
SCC:	9021				
587-9021	EARLY CHILDHOOD SPECIAL EDUCATION IDEA FY21	0.00	0.00	0.00	0.00
		\$ 0.00	\$ 0.00	\$ 0.00	\$ 0.00
SCC:	9022				
587-9022	EARLY CHILDHOOD SPECIAL EDUCATION IDEA FY22	0.00	0.00	0.00	0.00
		\$ 0.00	\$ 0.00	\$ 0.00	\$ 0.00
SCC:	9023				
587-9023	IDEA PRESCHOOL-HANDICAPPED	0.00	0.00	0.00	3,775.49
		\$ 0.00	\$ 0.00	\$ 0.00	\$ 3,775.49
SCC:	9024				
587-9024	IDEA PRESCHOOL-HANDICAPPED	17,357.51	229.94	229.94	229.94
		\$ 17,357.51	\$ 229.94	\$ 229.94	\$ 229.94
SCC:	9922				
587-9922	IDEA PRESCHOOL-HANDICAPPED	0.00	0.00	0.00	0.00
		\$ 0.00	\$ 0.00	\$ 0.00	\$ 0.00
SCC:	9923				

Reporting Period: August 2023 (FY 2024)
 As Of Period: 08/31/2023

9/1/23 2:47 PM

LEXINGTON LOCAL SCHOOLS
Revenue Account Summary

Fund-SCC	Description	FYTDReceivable	FYTD Received	MTD Received	YTD Received
587-9923	IDEA PRESCHOOL-HANDICAPPED	\$ 0.00	\$ 0.00	\$ 0.00	\$ 6,034.35
		\$ 0.00	\$ 0.00	\$ 0.00	\$ 6,034.35
SCC:	9020				
590-9020	TITLE II-A IMPROVING TEACHER QUALITY FY20	0.00	0.00	0.00	0.00
		\$ 0.00	\$ 0.00	\$ 0.00	\$ 0.00
SCC:	9021				
590-9021	TITLE II-A IMPROVING TEACHER QUALITY FY21	0.00	0.00	0.00	0.00
		\$ 0.00	\$ 0.00	\$ 0.00	\$ 0.00
SCC:	9022				
590-9022	TITLE II-A IMPROVING TEACHER QUALITY FY22	0.00	0.00	0.00	0.00
		\$ 0.00	\$ 0.00	\$ 0.00	\$ 0.00
SCC:	9023				
590-9023	IMPROVING TEACHER QUALITY	0.00	0.00	0.00	22,689.12
		\$ 0.00	\$ 0.00	\$ 0.00	\$ 22,689.12
SCC:	9024				
590-9024	IMPROVING TEACHER QUALITY	59,516.83	0.00	0.00	0.00
		\$ 59,516.83	\$ 0.00	\$ 0.00	\$ 0.00
SCC:	9020				
599-9020	TITLE IV FY20	0.00	0.00	0.00	0.00
		\$ 0.00	\$ 0.00	\$ 0.00	\$ 0.00
SCC:	9021				
599-9021	TITLE IV FY21	0.00	0.00	0.00	0.00
		\$ 0.00	\$ 0.00	\$ 0.00	\$ 0.00
SCC:	9023				
599-9023	MISCELLANEOUS FED. GRANT FUND	0.00	0.00	0.00	0.00
		\$ 0.00	\$ 0.00	\$ 0.00	\$ 0.00
SCC:	9921				
599-9921	RICHLAND COUNTY MOBILE HOT SPOT GRANT	0.00	0.00	0.00	0.00
		\$ 0.00	\$ 0.00	\$ 0.00	\$ 0.00
SCC:	9922				
599-9922	MISCELLANEOUS FED. GRANT FUND	0.00	0.00	0.00	0.00
		\$ 0.00	\$ 0.00	\$ 0.00	\$ 0.00
SCC:	9923				
599-9923	MISCELLANEOUS FED. GRANT FUND	0.00	0.00	0.00	129,750.00
		\$ 0.00	\$ 0.00	\$ 0.00	\$ 129,750.00
Grand Total		\$ 37,262,300.08	\$ 9,864,904.87	\$ 8,332,626.09	\$ 30,324,378.96

Reporting Period: August 2023 (FY 2024)

9/1/23 2:47 PM

As Of Period: 08/31/2023

LEXINGTON LOCAL SCHOOLS Appropriation Summary Report

Fund-SCC	Description	FYTD Appropriated	Prior Year Encumbrance	FYTD Expendable	FYTD Expended	MTD Expended	Encumbrance	Future Encumbrance	FYTD Unencumbered	Percent Expended/Encumbered
001-0000	GENERAL FUND	\$ 12,908,173.47	\$ 739,150.34	\$ 13,647,323.81	\$ 4,583,503.61	\$ 2,490,532.82	\$ 3,249,206.94	\$ 0.00	\$ 5,814,613.26	57.39 %
001-9412	GENERAL BUDGET RESERVE SET-ASIDE-1%/BWC	0.00	0.00	0.00	0.00	0.00	0.00	0.00	0.00	0.00
002-0000	BOND RETIREMENT FUND	1,565,797.48	0.00	1,565,797.48	22,438.53	22,438.53	3,022,681.26	0.00	(1,479,322.31)	194.48
003-0000	PERMANENT IMPROVEMENT FUND	440,619.82	28,584.00	469,203.82	292,501.52	196,880.00	339,060.84	0.00	(162,358.54)	134.60
004-0000	LFI BUILDING FUND	68,142.75	353,257.39	421,400.14	10,869.00	0.00	342,388.39	0.00	68,142.75	83.83
006-0000	FOOD SERVICE FUND	455,036.98	1,046.03	456,083.01	119,662.43	73,060.47	250,341.96	0.00	86,078.62	81.13
007-9100	LEXINGTON MINUTEMEN ACADEMIC SCHOLARSHIP FUND	6,575.00	4,050.00	10,625.00	0.00	0.00	4,050.00	0.00	6,575.00	38.12
007-9800	TERRY McCAMMON SCHOLARSHIP FUND	0.00	0.00	0.00	0.00	0.00	0.00	0.00	0.00	0.00
007-9801	MINUTEMAN ALUMNI SCHOLARSHIP FUND	0.00	0.00	0.00	0.00	0.00	0.00	0.00	0.00	0.00
007-9999	LEXINGTON SCHOOLS TRUST FUND	0.00	0.00	0.00	0.00	0.00	0.00	0.00	0.00	0.00
010-0000	CLASSROOM FACILITIES CONSTRUCTION FUND	92,114.92	581,641.28	673,756.20	128,392.00	108,854.00	461,213.28	0.00	84,150.92	87.51
018-9100	HIGH SCHOOL PRINCIPAL'S FUND	3,057.35	49.48	3,106.83	290.50	0.00	3,388.98	0.00	(572.65)	118.43
018-9101	HIGH SCHOOL FLOWER FUND	0.00	0.00	0.00	0.00	0.00	0.00	0.00	0.00	0.00
018-9200	JUNIOR HIGH PRINCIPAL'S FUND	513.75	130.50	644.25	0.00	0.00	130.50	0.00	513.75	20.26
018-9300	EASTERN PRINCIPAL'S FUND	3,267.81	534.40	3,802.21	0.00	0.00	1,134.40	0.00	2,667.81	29.84
018-9301	EASTERN ELEMENTARY BOOKFAIR/BOXTOPS FUND	1,937.54	1,000.00	2,937.54	648.34	648.34	4,351.66	0.00	(2,062.46)	170.21
018-9302	EASTERN ELEMENTARY MATH	0.00	0.00	0.00	0.00	0.00	0.00	0.00	0.00	0.00
018-9303	EASTERN RUN	485.07	204.86	689.93	0.00	0.00	204.86	0.00	485.07	29.69

Reporting Period: August 2023 (FY 2024)

As Of Period: 08/31/2023

9/1/23 2:47 PM

LEXINGTON LOCAL SCHOOLS Appropriation Summary Report

Fund-SCC	Description	FYTD Appropriated	Prior Year Encumbrance	FYTD Expendable	FYTD Expended	MTD Expended	Encumbrance	Future Encumbrance	FYTD Unencumbered	Percent Expended/Encumbered
	CLUB									
018-9400	CENTRAL PRINCIPAL'S FUND	\$ 1,743.92	\$ 1,042.21	\$ 2,786.13	\$ 104.95	\$ 104.95	\$ 1,937.26	\$ 0.00	\$ 743.92	73.30 %
018-9401	CENTRAL ELEMENTARY BOOKFAIR FUND	1,787.02	0.00	1,787.02	0.00	0.00	0.00	0.00	1,787.02	0.00
018-9402	CENTRAL ELEMENTARY ART	20.80	0.00	20.80	0.00	0.00	0.00	0.00	20.80	0.00
018-9500	WESTERN PRINCIPAL'S FUND	1,712.42	448.50	2,160.92	477.00	477.00	298.20	0.00	1,385.72	35.87
018-9501	WESTERN ELEMENTARY BOOKFAIR/BOXTOP S FUND	2,311.78	0.00	2,311.78	0.00	0.00	0.00	0.00	2,311.78	0.00
018-9502	HIGH SCHOOL ACADEMIC BOOSTERS FUND	0.00	0.00	0.00	0.00	0.00	0.00	0.00	0.00	0.00
018-9503	WESTERN ELEMENTARY ART	587.06	0.00	587.06	0.00	0.00	0.00	0.00	587.06	0.00
018-9602	JUNIOR HIGH ACADEMIC BOOSTERS FUND	0.00	0.00	0.00	0.00	0.00	0.00	0.00	0.00	0.00
018-9901	JUNIOR HIGH TEACHER ADVISORY FUND	6.98	0.00	6.98	0.00	0.00	0.00	0.00	6.98	0.00
019-9001	ACADEMIC BOOSTERS GRANTS	0.00	0.00	0.00	0.00	0.00	0.00	0.00	0.00	0.00
019-9121	CENTRAL ELEMENTARY PTO GRANTS	0.00	0.00	0.00	0.00	0.00	0.00	0.00	0.00	0.00
019-9122	EASTERN ELEMENTARY PTO GRANTS	0.00	0.00	0.00	0.00	0.00	0.00	0.00	0.00	0.00
019-9123	WESTERN ELEMENTARY PTO GRANTS	0.00	0.00	0.00	0.00	0.00	0.00	0.00	0.00	0.00
019-9200	RICHLAND COUNTY FOUNDATION GRANT PLAYGROUND	0.00	0.00	0.00	0.00	0.00	200.00	0.00	(200.00)	0.00
019-9201	RICHLAND COUNTY FOUNDATION GRANT CENTRAL PRID	0.00	0.00	0.00	0.00	0.00	0.00	0.00	0.00	0.00
019-9202	RICHLAND COUNTY FOUNDATION GRANT-HENSEL FY15	0.00	0.00	0.00	0.00	0.00	0.00	0.00	0.00	0.00

Reporting Period: August 2023 (FY 2024)

As Of Period: 08/31/2023

9/1/23 2:47 PM

LEXINGTON LOCAL SCHOOLS Appropriation Summary Report

Fund-SCC	Description	FYTD Appropriated	Prior Year Encumbrance	FYTD Expendable	FYTD Expended	MTD Expended	Encumbrance	Future Encumbrance	FYTD Unencumbered	Percent Expended/Encumbered
019-9204	RICHLAND COUNTY FOUNDATION GRANT-PELPHREY 15	\$ 0.00	\$ 0.00	\$ 0.00	\$ 0.00	\$ 0.00	\$ 0.00	\$ 0.00	\$ 0.00	0.00 %
019-9205	RICHLAND CO FOUNDATION GRANT-STAINED GLASS 16	0.00	0.00	0.00	0.00	0.00	0.00	0.00	0.00	0.00
019-9206	RICHLAND CO FOUNDATION GRANT-SEASONAL SCIE 16	0.00	0.00	0.00	0.00	0.00	0.00	0.00	0.00	0.00
019-9207	RICHLAND CO FOUNDATION-S CORE COMMON CORE 16	0.00	0.00	0.00	0.00	0.00	0.00	0.00	0.00	0.00
019-9208	RICHLAND CO FOUND-BUILD A COMM OF READERS	0.00	0.00	0.00	0.00	0.00	0.00	0.00	0.00	0.00
019-9209	RICH CO FOUND-LEARN TO READ FOR A LIFETIME	0.00	0.00	0.00	0.00	0.00	0.00	0.00	0.00	0.00
019-9210	RICH CO FOUND-MULTI-SENS APPROACH TO LEARNING	0.00	0.00	0.00	0.00	0.00	0.00	0.00	0.00	0.00
019-9211	RICH CO FOUND-BEE AWARENESS	0.00	0.00	0.00	0.00	0.00	0.00	0.00	0.00	0.00
019-9212	RICH CO FOUND-DONT LET THE PIGEON STOP TALK	0.00	0.00	0.00	0.00	0.00	0.00	0.00	0.00	0.00
019-9213	RICH CO FOUND-BRAIN GAMES 5.0	0.00	0.00	0.00	0.00	0.00	0.00	0.00	0.00	0.00
019-9214	RICH CO FOUND-TALKING SENSE TO OUR NUMBERS	0.00	0.00	0.00	0.00	0.00	0.00	0.00	0.00	0.00
019-9215	RICH CO FOUND-SEE THE CIVILIZATION	0.00	0.00	0.00	0.00	0.00	0.00	0.00	0.00	0.00
019-9216	RICH CO FOUND-SCIENCE OLYMPIAD	0.00	0.00	0.00	0.00	0.00	0.00	0.00	0.00	0.00
019-9217	RICH CO FOUND-KICK BACK WITH CLASSICS	0.00	0.00	0.00	0.00	0.00	0.00	0.00	0.00	0.00
019-9218	RICH CO FOUND-WRITE STUFF STEAM KIT	0.00	0.00	0.00	0.00	0.00	0.00	0.00	0.00	0.00

Reporting Period: August 2023 (FY 2024)

9/1/23 2:47 PM

As Of Period: 08/31/2023

**LEXINGTON LOCAL SCHOOLS
Appropriation Summary Report**

Fund-SCC	Description	FYTD Appropriated	Prior Year Encumbrance	FYTD Expendable	FYTD Expended	MTD Expended	Encumbrance	Future Encumbrance	FYTD Unencumbered	Percent Expended/Encumbered
019-9219	RICH CO FOUND-CLASSROOM LIBRARY	\$ 0.00	\$ 0.00	\$ 0.00	\$ 0.00	\$ 0.00	\$ 0.00	\$ 0.00	\$ 0.00	0.00 %
019-9220	RICH CO FOUND-LEGOS AND BUILDING BLOCKS	0.00	0.00	0.00	0.00	0.00	0.00	0.00	0.00	0.00
019-9221	RICH CO FOUND-SCIENCE DISCOVERY BINS	0.00	0.00	0.00	0.00	0.00	0.00	0.00	0.00	0.00
019-9222	RICH CO FOUND-ONE BIG HAPPY FAMILY	0.00	0.00	0.00	0.00	0.00	0.00	0.00	0.00	0.00
019-9223	RICH CO FOUND-MAKER MAVEN STEM	0.00	0.00	0.00	0.00	0.00	0.00	0.00	0.00	0.00
019-9224	RICH CO FOUND-STEM SNAP CIRCUITS	0.00	0.00	0.00	0.00	0.00	0.00	0.00	0.00	0.00
019-9225	RICH CO FOUND GRANT-STEM MATERIALS SNAP CIRCUITS	0.00	0.00	0.00	0.00	0.00	0.00	0.00	0.00	0.00
019-9226	RICH CO FOUND GRANT-SCIENCE ENRICH FIELD TRIP	91.55	0.00	91.55	0.00	0.00	0.00	0.00	91.55	0.00
019-9227	RICH CO FOUND GRANT-CAREER BOOKS AND ACTIVITIES	0.00	0.00	0.00	0.00	0.00	0.00	0.00	0.00	0.00
019-9228	RICH CO FOUND GRANT-SOCIAL STUDIES MAKERSPACE	736.41	0.00	736.41	0.00	0.00	0.00	0.00	736.41	0.00
019-9229	RICHLAND CO FOUND GRANT-SCIENCE LAB ACTIVITY REVITALIZATION	0.00	0.00	0.00	0.00	0.00	1,322.53	0.00	(1,322.53)	0.00
019-9230	RICHLAND CO FOUND GRANT-STEAMTASTIC LEARNING	0.00	0.00	0.00	0.00	0.00	1,491.87	0.00	(1,491.87)	0.00
019-9231	RICHLAND CO FOUND GRANT-SOCIAL STUDIES BOARD GAME STUDIO	0.00	0.00	0.00	0.00	0.00	1,413.47	0.00	(1,413.47)	0.00
019-9232	RICHLAND CO FOUND GRANT-	0.00	0.00	0.00	0.00	0.00	1,046.05	0.00	(1,046.05)	0.00

Reporting Period: August 2023 (FY 2024)

9/1/23 2:47 PM

As Of Period: 08/31/2023

**LEXINGTON LOCAL SCHOOLS
Appropriation Summary Report**

Fund-SCC	Description	FYTD Appropriated	Prior Year Encumbrance	FYTD Expendable	FYTD Expended	MTD Expended	Encumbrance	Future Encumbrance	FYTD Unencumbered	Percent Expended/Encumbered
019-9233	MARVELOUS MATHEMATICAL THINKING RICHLAND CO FOUND GRANT-FOOTPRINT IMPRESSION LAB PROJECT	\$ 0.00	\$ 0.00	\$ 0.00	\$ 0.00	\$ 0.00	\$ 0.00	\$ 0.00	\$ 0.00	0.00 %
019-9234	RICHLAND CO FOUND GRANT-CIRCUIT CRAZE	0.00	0.00	0.00	0.00	0.00	0.00	0.00	0.00	0.00
019-9235	RICHLAND CO FOUND GRANT-NOVELS IN VERSE BOOK CLUB	0.00	0.00	0.00	0.00	0.00	0.00	0.00	0.00	0.00
019-9236	RICHLAND CO FOUND GRANT-CODING EXPRESS BY LEGO EDUCATION	0.00	0.00	0.00	0.00	0.00	0.00	0.00	0.00	0.00
019-9301	RICH CO FOUND/SECO ROBOTICS GRANT (HEIMANN)	0.00	0.00	0.00	0.00	0.00	0.00	0.00	0.00	0.00
019-9302	RICH CO RETIRED TEACHERS ASSOC	0.00	0.00	0.00	0.00	0.00	0.00	0.00	0.00	0.00
019-9303	OHIO POWER GRANT (BERRY)	0.00	0.00	0.00	0.00	0.00	0.00	0.00	0.00	0.00
019-9304	RICHLAND CO RETIRED TEACHERS - HS ENGLISH	0.00	0.00	0.00	0.00	0.00	0.00	0.00	0.00	0.00
019-9305	OTHER GRANT	250.00	0.00	250.00	0.00	0.00	0.00	0.00	250.00	0.00
019-9500	DOLLAR GENERAL LIT FOUND - YOUTH LIT FY16	0.00	0.00	0.00	0.00	0.00	0.00	0.00	0.00	0.00
019-9502	RICHLAND CO HMG SENSORY GRANT	0.00	0.00	0.00	0.00	0.00	0.00	0.00	0.00	0.00
019-9616	WALMART TEACHER OF THE YEAR-DANIELLE SAVAGE	0.00	0.00	0.00	0.00	0.00	0.00	0.00	0.00	0.00
022-9601	OHSAA TOURNAMENT AGENCY FUND	0.00	0.00	0.00	0.00	0.00	0.00	0.00	0.00	0.00
024-0000	EMPLOYEE BENEFITS FUND FOR	2,736,432.76	303,613.65	3,040,046.41	1,041,501.13	504,292.07	238,967.22	0.00	1,759,578.06	42.12

Reporting Period: August 2023 (FY 2024)

As Of Period: 08/31/2023

9/1/23 2:47 PM

LEXINGTON LOCAL SCHOOLS Appropriation Summary Report

Fund-SCC	Description	FYTD Appropriated	Prior Year Encumbrance	FYTD Expendable	FYTD Expended	MTD Expended	Encumbrance	Future Encumbrance	FYTD Unencumbered	Percent Expended/Encumbered
	MEDICAL/DENTAL									
034-0000	OFCC PROJECT MAINTENANCE FUND	\$ 46,281.29	\$ 0.00	\$ 46,281.29	\$ 1,218.89	\$ 1,218.89	\$ 0.00	\$ 0.00	\$ 45,062.40	2.63 %
200-9101	HIGH SCHOOL ART CLUB	0.00	0.00	0.00	0.00	0.00	0.00	0.00	0.00	0.00
200-9102	HIGH SCHOOL DRAMA CLUB	3,678.30	1,658.50	5,336.80	4,680.19	4,680.19	2,845.00	0.00	(2,188.39)	141.01
200-9103	HIGH SCHOOL MATH CLUB	0.00	0.00	0.00	0.00	0.00	0.00	0.00	0.00	0.00
200-9104	HIGH SCHOOL LEADERSHIP COUNCIL	0.00	0.00	0.00	0.00	0.00	0.00	0.00	0.00	0.00
200-9105	HIGH SCHOOL FRENCH CLUB	0.00	0.00	0.00	0.00	0.00	0.00	0.00	0.00	0.00
200-9107	HIGH SCHOOL SPANISH CLUB	0.00	0.00	0.00	0.00	0.00	0.00	0.00	0.00	0.00
200-9108	HIGH SCHOOL LEO CLUB	66.53	601.14	667.67	0.00	0.00	706.14	0.00	(38.47)	105.76
200-9114	HIGH SCHOOL STUDENT COUNCIL FUND	2,075.52	0.00	2,075.52	1,500.00	1,500.00	2,500.00	0.00	(1,924.48)	192.72
200-9115	HIGH SCHOOL KEY CLUB	709.38	0.59	709.97	0.00	0.00	0.59	0.00	709.38	0.08
200-9116	HIGH SCHOOL CHESS CLUB	88.27	0.00	88.27	0.00	0.00	0.00	0.00	88.27	0.00
200-9119	HIGH SCHOOL YEARBOOK FUND	10,966.80	3,959.60	14,926.40	54.73	54.73	4,104.87	0.00	10,766.80	27.87
200-9120	HIGH SCHOOL JOURNALISM FUND	0.00	0.00	0.00	0.00	0.00	0.00	0.00	0.00	0.00
200-9121	HIGH SCHOOL NATIONAL HONOR SOCIETY	2,392.75	0.00	2,392.75	385.00	385.00	730.00	0.00	1,277.75	46.60
200-9160	HIGH SCHOOL GERMAN CLUB	0.00	0.00	0.00	0.00	0.00	0.00	0.00	0.00	0.00
200-9201	JUNIOR HIGH ART CLUB	250.00	0.00	250.00	0.00	0.00	0.00	0.00	250.00	0.00
200-9204	JUNIOR HIGH STUDENT COUNCIL FUND	539.67	0.00	539.67	0.00	0.00	0.00	0.00	539.67	0.00
200-9205	JUNIOR HIGH LIBRARY CLUB	0.00	0.00	0.00	0.00	0.00	0.00	0.00	0.00	0.00
200-9301	EASTERN ELEMENTARY STUDENT ACTIVITY FUND	1,529.86	0.00	1,529.86	0.00	0.00	0.00	0.00	1,529.86	0.00
200-9302	EASTERN ELEMENTARY	0.00	0.00	0.00	0.00	0.00	0.00	0.00	0.00	0.00

Reporting Period: August 2023 (FY 2024)

As Of Period: 08/31/2023

9/1/23 2:47 PM

LEXINGTON LOCAL SCHOOLS Appropriation Summary Report

Fund-SCC	Description	FYTD Appropriated	Prior Year Encumbrance	FYTD Expendable	FYTD Expended	MTD Expended	Encumbrance	Future Encumbrance	FYTD Unencumbered	Percent Expended/Encumbered
	ROBOTICS FUND									
200-9401	CENTRAL ELEMENTARY STUDENT ACTIVITY FUND	\$ 0.00	\$ 0.00	\$ 0.00	\$ 0.00	\$ 0.00	\$ 0.00	\$ 0.00	\$ 0.00	0.00 %
200-9611	HIGH SCHOOL INFORMED TEENS FUND	0.00	0.00	0.00	0.00	0.00	0.00	0.00	0.00	0.00
200-9612	JUNIOR HIGH INFORMED TEENS FUND	170.98	500.00	670.98	0.00	0.00	500.00	0.00	170.98	74.52
300-9106	HIGH SCHOOL INTRAMURALS	0.00	0.00	0.00	0.00	0.00	0.00	0.00	0.00	0.00
300-9115	JAZZ BAND	377.50	0.00	377.50	0.00	0.00	0.00	0.00	377.50	0.00
300-9116	CHOIR	0.00	0.00	0.00	0.00	0.00	0.00	0.00	0.00	0.00
300-9206	JUNIOR HIGH PHYS ED DEPARTMENT FUND	0.00	0.00	0.00	0.00	0.00	1,200.00	0.00	(1,200.00)	0.00
300-9210	JR HIGH INSTRUMENTAL	0.00	0.00	0.00	0.00	0.00	0.00	0.00	0.00	0.00
300-9600	ATHLETIC FUND	119,733.20	1,046.94	120,780.14	73,418.71	60,078.27	158,715.99	0.00	(111,354.56)	192.20
300-9601	ATHLETIC CAPITAL FUND	0.00	26,274.44	26,274.44	0.00	0.00	26,274.44	0.00	0.00	100.00
300-9602	ORCHESTRA	0.00	0.00	0.00	0.00	0.00	0.00	0.00	0.00	0.00
300-9603	ELEMENTARY MUSIC	0.00	0.00	0.00	0.00	0.00	0.00	0.00	0.00	0.00
300-9605	BAND	0.00	0.00	0.00	0.00	0.00	0.00	0.00	0.00	0.00
451-9020	Network Connectivity FY 2020	0.00	0.00	0.00	0.00	0.00	0.00	0.00	0.00	0.00
451-9021	Network Connectivity FY 2021	0.00	0.00	0.00	0.00	0.00	0.00	0.00	0.00	0.00
451-9022	Network Connectivity FY2022	0.00	0.00	0.00	0.00	0.00	0.00	0.00	0.00	0.00
451-9023	DATA COMMUNICATION FUND	4,500.00	0.00	4,500.00	230.50	0.00	0.00	0.00	4,269.50	5.12
451-9922	Emergency Connectivity FY2022	0.00	0.00	0.00	0.00	0.00	0.00	0.00	0.00	0.00
467-0000	STUDENT WELLNESS AND SUCCESS FUND	0.00	0.00	0.00	76.44	76.44	0.00	0.00	(76.44)	0.00
499-9020	SCHOOL SAFETY GRANT FY20	0.00	0.00	0.00	0.00	0.00	0.00	0.00	0.00	0.00
499-9021	SCHOOL SAFETY GRANT FY21	0.00	0.00	0.00	0.00	0.00	0.00	0.00	0.00	0.00

Reporting Period: August 2023 (FY 2024)

9/1/23 2:47 PM

As Of Period: 08/31/2023

LEXINGTON LOCAL SCHOOLS Appropriation Summary Report

Fund-SCC	Description	FYTD Appropriated	Prior Year Encumbrance	FYTD Expendable	FYTD Expended	MTD Expended	Encumbrance	Future Encumbrance	FYTD Unencumbered	Percent Expended/Encumbered
499-9022	SCHOOL SAFETY GRANT FY22	\$ 0.00	\$ 0.00	\$ 0.00	\$ 0.00	\$ 0.00	\$ 0.00	\$ 0.00	\$ 0.00	0.00 %
499-9023	MISCELLANEOUS STATE GRANT FUND	0.00	0.00	0.00	0.00	0.00	0.00	0.00	0.00	0.00
499-9101	STATE GRANT 2001 READING IMPROV.INCENT-	0.00	0.00	0.00	0.00	0.00	0.00	0.00	0.00	0.00
499-9121	SCHOOL BUS PURCHASE PROGRAM	0.00	0.00	0.00	0.00	0.00	0.00	0.00	0.00	0.00
499-9122	SCHOOL BUS PURCHASE PROGRAM	0.00	0.00	0.00	0.00	0.00	0.00	0.00	0.00	0.00
499-9123	MISCELLANEOUS STATE GRANT FUND	0.00	0.00	0.00	0.00	0.00	0.00	0.00	0.00	0.00
499-9922	MISCELLANEOUS STATE GRANT FUND	0.00	0.00	0.00	0.00	0.00	0.00	0.00	0.00	0.00
506-9913	OHIO RESIDENT EDUCATOR PROGRAM	0.00	0.00	0.00	0.00	0.00	0.00	0.00	0.00	0.00
506-9914	OHIO RESIDENT EDUCATOR PROGRAM	0.00	0.00	0.00	0.00	0.00	0.00	0.00	0.00	0.00
507-0000	ELEMENTARY AND SECONDARY SCHOOL EMERGENCY RELIEF FUND	0.00	0.00	0.00	0.00	0.00	0.00	0.00	0.00	0.00
507-9021	ESSER FUNDING FY21	0.00	0.00	0.00	0.00	0.00	0.00	0.00	0.00	0.00
507-9022	ESSER ARP FUNDING	390,884.29	23,874.77	414,759.06	145,740.22	126,042.33	529,452.38	0.00	(260,433.54)	162.79
507-9023	ELEMENTARY AND SECONDARY SCHOOL EMERGENCY RELIEF FUND	0.00	0.00	0.00	0.00	0.00	0.00	0.00	0.00	0.00
507-9921	ESSER II FUNDING	0.00	0.00	0.00	0.00	0.00	0.00	0.00	0.00	0.00
510-9021	CRF FUNDING FY21	0.00	0.00	0.00	0.00	0.00	0.00	0.00	0.00	0.00
516-9020	IDEA-B SPECIAL EDUCATION FY20	0.00	0.00	0.00	0.00	0.00	0.00	0.00	0.00	0.00
516-9021	IDEA-B SPECIAL EDUCATION FY21	0.00	0.00	0.00	0.00	0.00	0.00	0.00	0.00	0.00
516-9022	IDEA-B SPECIAL EDUCATION FY22	0.00	0.00	0.00	0.00	0.00	0.00	0.00	0.00	0.00

Reporting Period: August 2023 (FY 2024)

9/1/23 2:47 PM

As Of Period: 08/31/2023

LEXINGTON LOCAL SCHOOLS
Appropriation Summary Report

Fund-SCC	Description	FYTD Appropriated	Prior Year Encumbrance	FYTD Expendable	FYTD Expended	MTD Expended	Encumbrance	Future Encumbrance	FYTD Unencumbered	Percent Expended/Encumbered
516-9023	IDEA PART B GRANTS	\$ 270,483.02	\$ 0.00	\$ 270,483.02	\$ 263.75	\$ 263.75	\$ 0.00	\$ 0.00	\$ 270,219.27	0.10 %
516-9024	IDEA PART B GRANTS	0.00	0.00	0.00	35,918.20	32,436.56	1,005,769.87	0.00	(1,041,688.07)	0.00
516-9922	IDEA PART B GRANTS	0.00	0.00	0.00	0.00	0.00	0.00	0.00	0.00	0.00
572-9020	TITLE I FY20	0.00	0.00	0.00	0.00	0.00	0.00	0.00	0.00	0.00
572-9021	TITLE I FY21	0.00	0.00	0.00	0.00	0.00	0.00	0.00	0.00	0.00
572-9022	TITLE I FY22	0.00	0.00	0.00	0.00	0.00	0.00	0.00	0.00	0.00
572-9023	TITLE I DISADVANTAGED CHILDREN	129,446.13	2,699.37	132,145.50	2,502.76	2,502.76	2,699.37	0.00	126,943.37	3.94
572-9024	TITLE I DISADVANTAGED CHILDREN	0.00	0.00	0.00	5,508.19	5,508.19	1,934.27	0.00	(7,442.46)	0.00
572-9921	EOEC	0.00	0.00	0.00	0.00	0.00	0.00	0.00	0.00	0.00
572-9922	TITLE I DISADVANTAGED CHILDREN	0.00	0.00	0.00	0.00	0.00	0.00	0.00	0.00	0.00
572-9923	TITLE I DISADVANTAGED CHILDREN	0.00	0.00	0.00	0.00	0.00	0.00	0.00	0.00	0.00
584-9022	TITLE IV FY22	0.00	0.00	0.00	0.00	0.00	0.00	0.00	0.00	0.00
584-9023	TITLE IV, PART A, STUDENT SUPPORT AND ACADEMIC ENRICHMENT PROGRAMS	0.00	0.00	0.00	0.00	0.00	0.00	0.00	0.00	0.00
584-9024	TITLE IV, PART A, STUDENT SUPPORT AND ACADEMIC ENRICHMENT PROGRAMS	13,137.50	0.00	13,137.50	0.00	0.00	0.00	0.00	13,137.50	0.00
584-9924	TITLE IV, PART A, STUDENT SUPPORT AND ACADEMIC ENRICHMENT PROGRAMS	0.00	0.00	0.00	0.00	0.00	67,818.24	0.00	(67,818.24)	0.00
587-9020	EARLY CHILDHOOD SPECIAL EDUCATION IDEA FY20	0.00	0.00	0.00	0.00	0.00	0.00	0.00	0.00	0.00
587-9021	EARLY CHILDHOOD SPECIAL EDUCATION IDEA FY21	0.00	0.00	0.00	0.00	0.00	0.00	0.00	0.00	0.00
587-9022	EARLY CHILDHOOD	0.00	0.00	0.00	0.00	0.00	0.00	0.00	0.00	0.00

Reporting Period: August 2023 (FY 2024)

As Of Period: 08/31/2023

9/1/23 2:47 PM

LEXINGTON LOCAL SCHOOLS Appropriation Summary Report

Fund-SCC	Description	FYTD Appropriated	Prior Year Encumbrance	FYTD Expendable	FYTD Expended	MTD Expended	Encumbrance	Future Encumbrance	FYTD Unencumbered	Percent Expended/Encumbered
	SPECIAL EDUCATION IDEA FY22									
587-9023	IDEA PRESCHOOL-HANDICAPPED	\$ 0.00	\$ 2,690.00	\$ 2,690.00	\$ 0.00	\$ 0.00	\$ 2,690.00	\$ 0.00	\$ 0.00	100.00 %
587-9024	IDEA PRESCHOOL-HANDICAPPED	4,032.57	0.00	4,032.57	229.94	229.94	16,056.50	0.00	(12,253.87)	403.87
587-9922	IDEA PRESCHOOL-HANDICAPPED	0.00	0.00	0.00	0.00	0.00	0.00	0.00	0.00	0.00
587-9923	IDEA PRESCHOOL-HANDICAPPED	0.00	0.00	0.00	0.00	0.00	0.00	0.00	0.00	0.00
590-9020	TITLE II-A IMPROVING TEACHER QUALITY FY20	0.00	0.00	0.00	0.00	0.00	0.00	0.00	0.00	0.00
590-9021	TITLE II-A IMPROVING TEACHER QUALITY FY21	0.00	0.00	0.00	0.00	0.00	0.00	0.00	0.00	0.00
590-9022	TITLE II-A IMPROVING TEACHER QUALITY FY22	0.00	0.00	0.00	0.00	0.00	0.00	0.00	0.00	0.00
590-9023	IMPROVING TEACHER QUALITY	0.00	0.00	0.00	0.00	0.00	0.00	0.00	0.00	0.00
590-9024	IMPROVING TEACHER QUALITY	27,657.77	0.00	27,657.77	0.00	0.00	0.00	0.00	27,657.77	0.00
599-9020	TITLE IV FY20	0.00	0.00	0.00	0.00	0.00	0.00	0.00	0.00	0.00
599-9021	TITLE IV FY21	0.00	0.00	0.00	0.00	0.00	0.00	0.00	0.00	0.00
599-9023	MISCELLANEOUS FED. GRANT FUND	0.00	0.00	0.00	0.00	0.00	0.00	0.00	0.00	0.00
599-9921	RICHLAND COUNTY MOBILE HOT SPOT GRANT	0.00	0.00	0.00	0.00	0.00	0.00	0.00	0.00	0.00
599-9922	MISCELLANEOUS FED. GRANT FUND	0.00	0.00	0.00	0.00	0.00	0.00	0.00	0.00	0.00
599-9923	MISCELLANEOUS FED. GRANT FUND	851.97	38,420.80	39,272.77	15,024.80	15,024.80	23,396.00	0.00	851.97	97.83
Grand Total		\$ 19,321,255.94	\$ 2,116,478.79	\$ 21,437,734.73	\$ 6,487,141.33	\$ 3,647,290.03	\$ 9,772,223.33	\$ 0.00	\$ 5,178,370.07	