

# LEXINGTON LOCAL SCHOOLS



---

FINANCIAL REPORT  
FOR THE PERIOD ENDING  
JUNE 30, 2023

---

PREPARED BY  
JASON WHITESEL, TREASURER/CFO

Date: 07/10/2023  
Time: 09:16

LEXINGTON LOCAL SCHOOLS  
Cash Reconciliation as of 06/30/2023

Page: 1

Gross Depository Balances:

Richland Bank MMA 5719	\$3,367,187.50
Richland Bank Sweep Acct 3520	\$1,068,695.36
Richland Bank General Acct 0580	\$301,753.17
Richland Bank Anthem Sweep 3523	\$668,597.28
Richland Bank EE Benefits 3180	\$0.00
Richland Bank Payroll Acct 9780	\$24,140.92
Richland Bank Athletic Acct 3280	\$6,680.00

Total Depository Balances (Gross) \$5,437,054.23

Adjustments to Bank Balance:

Cash in Transit to Bank	\$425.00
Outstanding Checks	(\$247,029.33)
Adjustments:	
Outstanding Vision Adjustment	(\$4.04)

Total Adjustments to Bank Balance (\$246,608.37)

Investments:

Treasury Bonds and Notes	\$3,903,904.14
Certificate of Deposits	\$3,473,116.64
Other Securities	\$0.00
Other Investments:	
Richland Bank MMA 5750	\$75,481.05
Richland Bank MMA R252	\$999,036.97

Total Investments \$8,451,538.80

Cash on Hand:

Petty Cash:	
Treasurer's Office	\$100.00
High School	\$0.00
Junior High School	\$0.00
Eastern, Central, Western	\$0.00
Change Cash:	
Athletic Change	\$0.00
Cafeteria Change	\$0.00
Junior High School Change	\$0.00
Central Change	\$0.00
Cash with Fiscal Agent	\$0.00

Total Cash on Hand \$100.00

Total Balances \$13,642,084.66

Total Fund Balance \$13,642,084.66

Depository Clearance Accounts:

June 01, 2023 through June 30, 2023

Account Name : Lexington Local SD Managing Agency

Account No : 5750

## Summary Of Investment Holdings

Shares or Par Value	Investment Category		Avg Unit Cost	Cost Basis	Unit Price	Market Value	Estimated Current Ann Inc	Yield
<b><u>Money Markets - Taxable</u></b>								
75,481.05	Northern Instl Government Select Portfolio		1.00	75,481.05	1.00	75,481.05	3,758.96	4.98%
<b>Totals</b>				<b>75,481.05</b>		<b>75,481.05</b>	<b>3,758.96</b>	<b>4.98%</b>
<b><u>Marketable CDs</u></b>								
200,000	Capital One Natl Assn Va	0.500%	11/24/2023	100.00	200,000.00	98.08	1,000.00	0.51%
200,000	Luana Savings Bank	0.200%	12/29/2023	100.00	200,000.00	97.49	400.00	0.21%
100,000	Border State Bank	1.100%	03/27/2024	100.00	100,000.00	96.92	1,100.00	1.14%
200,000	Jpmorgan Chase Bk N A	4.700%	04/30/2024	100.00	200,000.00	99.43	9,400.00	4.73%
248,000	Live Oak Banking Company	1.250%	09/13/2024	100.00	248,000.00	95.10	3,100.00	1.31%
200,000	Industrial & Com Bank 0.3	0.350%	02/11/2025	100.00	200,000.00	92.22	700.00	0.38%
150,000	Barclays Bk Del	2.950%	05/12/2025	100.00	150,000.00	95.63	4,425.00	3.08%
248,000	Goldman Sachs Bk USA	0.800%	08/18/2025	100.00	248,000.00	90.80	1,984.00	0.88%
200,000	First Ctzns Bk & Tr Co Rale	4.700%	10/28/2025	100.00	200,000.00	98.45	9,400.00	4.77%
200,000	Morgan Stanley Private Bk N	4.050%	09/30/2026	100.00	200,000.00	95.42	8,100.00	4.24%
200,000	Morgan Stanley Bk N A	4.850%	10/30/2026	100.00	200,000.00	98.72	9,700.00	4.91%
248,000	Somerset Tr Co Pa	4.350%	01/13/2027	100.00	248,000.00	96.78	10,788.00	4.49%
200,000	First Bank Chicago	5.000%	05/07/2027	100.00	200,000.00	98.56	10,000.00	5.07%
243,000	Bankers Bk Madison WI	4.250%	11/24/2027	100.00	243,000.00	95.89	10,327.50	4.43%
243,000	Discover Bk	4.400%	04/17/2028	100.05	243,116.64	96.30	10,692.00	4.57%
243,000	Bmo Harris Bk Natl Assn Chi	4.500%	05/16/2028	100.00	243,000.00	96.69	10,935.00	4.65%
150,000	United Fid Bk Fsb Evansville	4.500%	06/29/2028	100.00	150,000.00	99.11	6,750.00	4.54%
<b>Totals</b>				<b>3,473,116.64</b>		<b>3,348,764.98</b>	<b>108,801.50</b>	<b>3.25%</b>
<b><u>U.S. Treasury Bills</u></b>								
300,000	United States Treas Bills		02/22/2024	95.15	285,455.17	96.70	15,271.32	5.26%
<b>Totals</b>				<b>285,455.17</b>		<b>290,108.63</b>	<b>15,271.32</b>	<b>5.26%</b>
<b><u>U.S. Treasury Bds/Nts</u></b>								
300,000	United States Treas Nts	3.250%	06/30/2027	98.00	294,000.00	96.14	9,750.00	3.38%

June 01, 2023 through June 30, 2023

Account Name : Lexington Local SD Managing Agency

Account No : 5750

## Summary Of Investment Holdings

Shares or Par Value	Investment Category			Avg Unit Cost	Cost Basis	Unit Price	Market Value	Estimated Current Ann Inc	Current Yield
<b>Totals</b>					<b>294,000.00</b>		<b>288,433.59</b>	<b>9,750.00</b>	<b>3.38%</b>
<b><u>U.S. Govt Agv-Exempt State</u></b>									
200,000	Federal Home Loan Banks	1.650%	12/28/2023	100.00	200,000.00	98.10	196,203.40	3,300.00	1.68%
200,000	Federal Home Loan Banks	0.220%	05/24/2024	100.00	200,000.00	95.34	190,689.94	440.00	0.23%
200,000	Federal Home Loan Banks	1.000%	07/19/2024	100.00	200,000.00	95.41	190,812.75	2,000.00	1.05%
200,000	Federal Farm Cr Bks	0.430%	10/15/2024	100.00	200,000.00	93.75	187,490.24	860.00	0.46%
250,000	Federal Home Loan Banks	2.000%	12/17/2024	100.07	250,172.48	95.14	237,839.86	5,000.00	2.10%
200,000	Federal Home Loan Banks	0.500%	09/10/2025	100.00	200,000.00	90.40	180,794.86	1,000.00	0.55%
200,000	Federal Home Loan Banks	0.500%	11/12/2025	100.00	200,000.00	90.51	181,022.55	1,000.00	0.55%
200,000	Federal Home Loan Banks	1.000%	03/30/2026	100.00	200,000.00	90.36	180,718.49	2,000.00	1.11%
200,000	Federal Farm Cr Bks	4.400%	06/22/2026	100.23	200,460.98	97.67	195,339.40	8,800.00	4.50%
300,000	Federal Home Loan Banks	1.125%	09/29/2026	100.09	300,265.51	89.57	268,696.08	3,375.00	1.26%
250,000	Federal Home Loan Banks	1.300%	11/24/2026	99.88	249,687.50	89.94	224,841.66	3,250.00	1.45%
<b>Totals</b>					<b>2,400,586.47</b>		<b>2,234,449.23</b>	<b>31,025.00</b>	<b>1.39%</b>
<b><u>U.S. Govt Agv-Non-Ex St-Int Only</u></b>									
200,000	Federal Home Ln Mtg Corp	3.200%	05/16/2025	100.00	200,000.00	96.49	192,972.74	6,400.00	3.32%
225,000	Federal Natl Mtg Assn	0.650%	07/30/2025	99.95	224,887.50	91.52	205,926.95	1,462.50	0.71%
300,000	Federal Farm Cr Bks	5.300%	10/19/2026	99.73	299,175.00	99.01	297,018.81	15,900.00	5.35%
200,000	Federal Home Ln Mtg Corp	5.000%	09/30/2027	99.90	199,800.00	98.36	196,712.07	10,000.00	5.08%
<b>Totals</b>					<b>923,862.50</b>		<b>892,630.57</b>	<b>33,762.50</b>	<b>3.78%</b>
<b>Total Investments</b>					<b>7,452,501.83</b>		<b>7,129,868.05</b>	<b>202,369.28</b>	<b>2.84%</b>
<b>Plus Net Cash</b>							<b>0.00</b>		
<b>Total Market Value</b>							<b>7,129,868.05</b>		

Gain or Loss amounts and transactions, as shown, may not reflect the amount to be used for income tax purposes.

June 01, 2023 through June 30, 2023

Account Name : Lexington Local SD Bond Acct Man Agcy

Account No : R252

## Summary Of Investment Holdings

Shares or Par Value	Investment Category	Avg Unit Cost	Cost Basis	Unit Price	Market Value	Estimated Current Ann Inc	Current Yield
<b>Money Markets - Taxable</b>							
999,036.97	Northern Instl Government Select Portfolio	1.00	999,036.97	1.00	999,036.97	49,752.04	4.98%
<i>Totals</i>			<b>999,036.97</b>		<b>999,036.97</b>	<b>49,752.04</b>	<b>4.98%</b>
<i>Total Investments</i>			<b>999,036.97</b>		<b>999,036.97</b>	<b>49,752.04</b>	<b>4.98%</b>
<i>Plus Net Cash</i>					<b>0.00</b>		
<i>Total Market Value</i>					<b>999,036.97</b>		

Gain or Loss amounts and transactions, as shown, may not reflect the amount to be used for income tax purposes.

**LEXINGTON LOCAL SCHOOLS**  
**INVESTMENT REPORT FOR THE MONTH ENDING**  
**JUNE 30, 2023**

<b>INTEREST EARNED:</b>	<b>THIS MONTH</b>	<b>FISCAL YEAR TO DATE</b>
Richland Bank, General Sweep	\$1,791.38	\$30,234.70
Richland Bank, General MMA	\$10,754.67	\$67,718.55
Richland Bank, Anthem Sweep	\$1,195.33	\$9,678.28
Star Ohio	\$0.00	\$0.00
CDs, Bonds, and other investments	\$16,484.46	\$112,168.47
<b>TOTAL INTEREST RECEIVED</b>	<b>\$30,225.84</b>	<b>\$219,800.00</b>

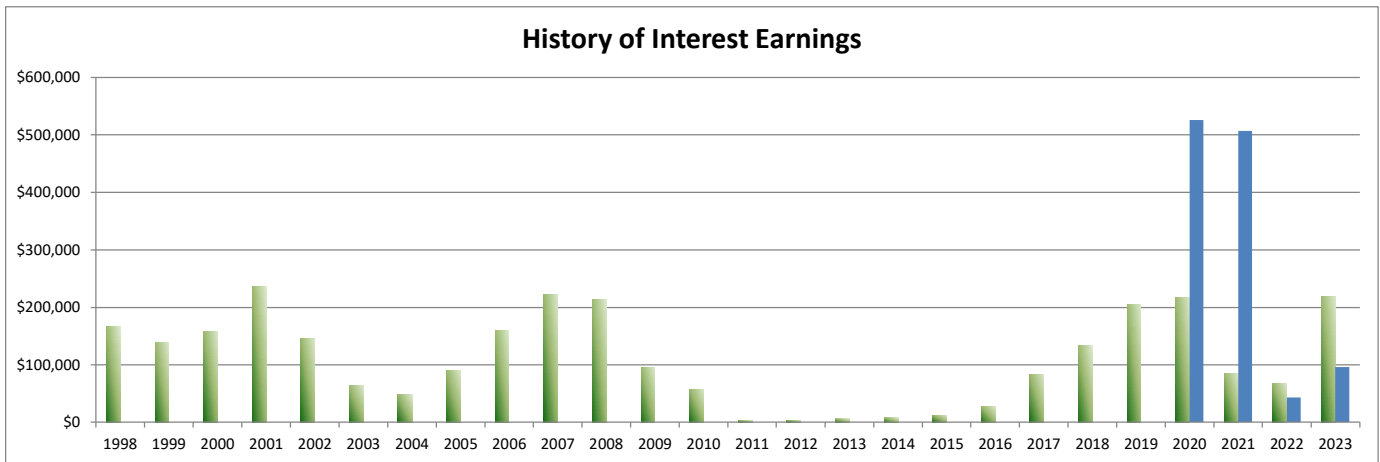
<b>INTEREST EARNED (LEX BOND ACCT)</b>	<b>THIS MONTH</b>	<b>FISCAL YEAR TO DATE</b>
Richland Bank, General Sweep	\$0.00	\$0.00
Richland Bank, General MMA	\$0.00	\$0.00
Richland Bank, Anthem Sweep	\$0.00	\$0.00
Star Ohio	\$0.00	\$0.00
CDs, Bonds, and other investments	\$4,189.15	\$96,119.37
<b>TOTAL INTEREST RECEIVED</b>	<b>\$4,189.15</b>	<b>\$96,119.37</b>

<b>History of Interest Earnings</b>	<b>Fiscal Year</b>	<b>Interest Earnings</b>
	1998	\$ 167,057.52
	1999	\$ 138,113.69
	2000	\$ 157,991.72
	2001	\$ 236,839.79
	2002	\$ 146,052.34
	2003	\$ 63,712.36
	2004	\$ 47,970.95
	2005	\$ 90,719.94
	2006	\$ 158,724.51
	2007	\$ 221,998.86
	2008	\$ 213,660.34
	2009	\$ 95,639.63
	2010	\$ 56,860.22
	2011	\$ 3,001.78
	2012	\$ 3,090.00
	2013	\$ 5,758.97
	2014	\$ 8,349.92
	2015	\$ 11,765.22
	2016	\$ 28,300.22
	2017	\$ 83,194.26
	2018	\$ 133,582.49
	2019	\$ 205,588.68
	2020	\$ 218,228.66
	2021	\$ 85,117.81
	2022	\$ 67,902.15
<b>FISCAL Year To Date</b>	<b>2023</b>	<b>\$219,800.00</b>

<b>Lex Bond Acct Interest Earnings</b>	<b>Fiscal Year</b>	<b>Interest Earnings</b>
	2020	\$526,044.24
	2021	\$507,134.12
	2022	\$43,256.67
<b>FISCAL Year To Date</b>	<b>2023</b>	<b>\$96,119.37</b>

**Total Interest Earnings Lex Bond Acct to Date \$1,172,554.40**

**Total Interest Earnings 1998 to Present \$ 2,869,022.03**



Reporting Period: June 2023 (FY 2023)

7/10/23 8:25 AM

As Of Period: 06/30/2023

### LEXINGTON LOCAL SCHOOLS Cash Summary Report

Full Account Code	Description	Initial Cash	MTD Received	FYTD Received	MTD Expended	FYTD Expended	Fund Balance
001-0000	GENERAL FUND	\$ 10,270,343.42	\$ 1,697,519.15	\$ 24,404,761.85	\$ 2,285,667.91	\$ 25,816,343.61	\$ 8,858,761.66
001-9412	GENERAL BUDGET RESERVE SET- ASIDE-1%/BWC	87,928.97	0.00	0.00	0.00	0.00	87,928.97
002-0000	BOND RETIREMENT FUND	1,539,710.73	40,146.26	3,477,883.26	0.00	3,131,594.96	1,885,999.03
003-0000	PERMANENT IMPROVEMENT FUND	157,326.37	40,319.70	756,070.09	14,590.48	881,239.54	32,156.92
004-0000	LFI BUILDING FUND	3,783,948.86	1,622.45	34,475.68	0.00	3,431,500.08	386,924.46
006-0000	FOOD SERVICE FUND	335,154.02	6,150.34	902,564.58	79,884.98	910,073.80	327,644.80
007-9100	LEXINGTON MINUTEMEN ACADEMIC SCHOLARSHIP FUND	135,500.02	318.64	17,443.76	0.00	13,150.00	139,793.78
010-0000	CLASSROOM FACILITIES CONSTRUCTION FUND	8,914,173.95	2,566.70	61,643.69	0.00	8,363,705.13	612,112.51
018-9100	HIGH SCHOOL PRINCIPAL'S FUND	0.00	294.00	6,613.67	614.93	6,114.68	498.99
018-9101	HIGH SCHOOL FLOWER FUND	0.61	0.00	0.00	0.00	0.61	0.00
018-9200	JUNIOR HIGH PRINCIPAL'S FUND	7,955.81	286.00	81.58	0.00	1,027.50	7,009.89
018-9300	EASTERN PRINCIPAL'S FUND	2,492.63	801.00	8,496.87	1,210.00	6,535.62	4,453.88
018-9301	EASTERN ELEMENTARY BOOKFAIR/BOXTOPS FUND	3,616.00	0.00	4,721.10	3,688.23	3,875.06	4,462.04
018-9302	EASTERN ELEMENTARY MATH	1,036.52	0.00	0.00	0.00	0.00	1,036.52
018-9303	EASTERN RUN CLUB	379.86	0.00	1,060.00	0.00	970.13	469.73
018-9400	CENTRAL PRINCIPAL'S FUND	6,831.69	222.27	2,631.22	1,564.06	3,487.83	5,975.08
018-9401	CENTRAL ELEMENTARY BOOKFAIR FUND	4,379.76	159.14	5,763.24	2,384.63	3,574.04	6,568.96
018-9402	CENTRAL ELEMENTARY ART	1,941.37	0.00	0.00	0.00	41.60	1,899.77
018-9500	WESTERN PRINCIPAL'S FUND	19,405.20	48.00	4,619.70	0.00	3,424.81	20,600.09
018-9501	WESTERN ELEMENTARY BOOKFAIR/BOXTOPS FUND	4,405.06	0.00	4,296.06	0.00	4,623.56	4,077.56
018-9503	WESTERN ELEMENTARY ART	1,986.42	0.00	0.00	0.00	1,174.12	812.30
018-9901	JUNIOR HIGH TEACHER ADVISORY FUND	109.25	0.00	0.00	0.00	13.95	95.30
019-9001	ACADEMIC BOOSTERS GRANTS	769.07	0.00	0.00	0.00	0.00	769.07
019-9121	CENTRAL ELEMENTARY PTO GRANTS	1,845.70	9.65	1,096.11	0.00	0.00	2,941.81
019-9122	EASTERN ELEMENTARY PTO GRANTS	2,495.94	9.65	1,096.10	0.00	0.00	3,592.04
019-9123	WESTERN ELEMENTARY PTO GRANTS	3,233.76	9.66	1,096.10	0.00	0.00	4,329.86
019-9200	RICHLAND COUNTY FOUNDATION GRANT PLAYGROUND	200.00	0.00	0.00	0.00	0.00	200.00
019-9226	RICH CO FOUND GRANT-SCIENCE ENRICH FIELD TRIP	344.55	0.00	0.00	0.00	253.00	91.55
019-9227	RICH CO FOUND GRANT-CAREER BOOKS AND ACTIVITIES	0.00	0.00	532.00	0.00	532.00	0.00
019-9228	RICH CO FOUND GRANT-SOCIAL STUDIES MAKERSPACE	0.00	0.00	1,490.34	0.00	1,472.82	17.52
019-9301	RICH CO FOUND/SECO ROBOTICS GRANT (HEIMANN)	31.72	0.00	0.00	0.00	0.00	31.72
019-9302	RICH CO RETIRED TEACHERS ASSOC	150.00	0.00	0.00	0.00	0.00	150.00
019-9304	RICHLAND CO RETIRED TEACHERS -	200.00	0.00	0.00	0.00	0.00	200.00

Reporting Period: June 2023 (FY 2023)

7/10/23 8:25 AM

As Of Period: 06/30/2023

**LEXINGTON LOCAL SCHOOLS**  
**Cash Summary Report**

Full Account Code	Description	Initial Cash	MTD Received	FYTD Received	MTD Expended	FYTD Expended	Fund Balance
	HS ENGLISH						
019-9305	OTHER GRANT	\$ 0.00	\$ 0.00	\$ 500.00	\$ 0.00	\$ 500.00	\$ 0.00
022-9601	OHSAA TOURNAMENT AGENCY FUND	15,697.03	0.00	(10,387.25)	0.00	5,309.78	0.00
024-0000	EMPLOYEE BENEFITS FUND FOR MEDICAL/DENTAL	602,251.69	472,943.03	5,490,241.05	462,563.47	5,472,865.50	619,627.24
034-0000	OFCC PROJECT MAINTENANCE FUND	466,338.41	2,122.29	189,025.69	0.00	92,562.57	562,801.53
200-9101	HIGH SCHOOL ART CLUB	372.46	0.00	0.00	0.00	0.00	372.46
200-9102	HIGH SCHOOL DRAMA CLUB	24,795.32	460.00	12,088.93	0.00	7,356.59	29,527.66
200-9103	HIGH SCHOOL MATH CLUB	52.70	0.00	0.00	0.00	52.70	0.00
200-9104	HIGH SCHOOL LEADERSHIP COUNCIL	681.50	0.00	0.00	0.00	0.00	681.50
200-9105	HIGH SCHOOL FRENCH CLUB	364.75	0.00	105.00	192.31	469.75	0.00
200-9107	HIGH SCHOOL SPANISH CLUB	688.50	0.00	0.00	0.00	0.00	688.50
200-9108	HIGH SCHOOL LEO CLUB	1,952.01	0.00	417.45	0.00	133.06	2,236.40
200-9114	HIGH SCHOOL STUDENT COUNCIL FUND	3,541.88	(1,000.00)	6,186.00	612.69	4,151.03	5,576.85
200-9115	HIGH SCHOOL KEY CLUB	1,789.17	0.00	891.00	222.21	1,418.75	1,261.42
200-9116	HIGH SCHOOL CHESS CLUB	321.00	0.00	0.00	0.00	176.54	144.46
200-9119	HIGH SCHOOL YEARBOOK FUND	48,496.71	250.00	8,718.00	6,678.63	21,933.58	35,281.13
200-9120	HIGH SCHOOL JOURNALISM FUND	505.44	0.00	0.00	0.00	0.00	505.44
200-9121	HIGH SCHOOL NATIONAL HONOR SOCIETY	0.00	(610.02)	5,770.00	281.00	4,785.50	984.50
200-9201	JUNIOR HIGH ART CLUB	647.48	0.00	777.18	0.00	500.00	924.66
200-9204	JUNIOR HIGH STUDENT COUNCIL FUND	1,346.98	0.00	1,266.00	0.00	1,079.34	1,533.64
200-9205	JUNIOR HIGH LIBRARY CLUB	77.65	0.00	0.00	0.00	0.00	77.65
200-9301	EASTERN ELEMENTARY STUDENT ACTIVITY FUND	1,281.57	0.00	3,476.77	0.00	3,059.71	1,698.63
200-9302	EASTERN ELEMENTARY ROBOTICS FUND	575.16	0.00	0.00	0.00	0.00	575.16
200-9611	HIGH SCHOOL INFORMED TEENS FUND	903.63	0.00	0.00	0.00	0.00	903.63
200-9612	JUNIOR HIGH INFORMED TEENS FUND	1,053.92	10.50	1,154.22	300.00	341.95	1,866.19
300-9115	JAZZ BAND	1,512.61	0.00	0.00	0.00	754.99	757.62
300-9116	CHOIR	1,284.95	0.00	0.00	0.00	0.00	1,284.95
300-9206	JUNIOR HIGH PHYS ED DEPARTMENT FUND	3,045.75	540.00	786.00	0.00	0.00	3,831.75
300-9210	JR HIGH INSTRUMENTAL	41.03	0.00	0.00	0.00	0.00	41.03
300-9600	ATHLETIC FUND	9,232.36	15,732.59	253,008.61	11,016.63	239,466.22	22,774.75
300-9601	ATHLETIC CAPITAL FUND	81,136.66	0.00	37,000.00	0.00	0.00	118,136.66
300-9602	ORCHESTRA	63.22	0.00	0.00	0.00	0.00	63.22
300-9603	ELEMENTARY MUSIC	1,572.09	0.00	0.00	0.00	0.00	1,572.09
300-9605	BAND	232.95	0.00	0.00	0.00	0.00	232.95
451-9023	DATA COMMUNICATION FUND	0.00	0.00	9,000.00	0.00	9,000.00	0.00



Reporting Period: June 2023 (FY 2023)

7/10/23 8:25 AM

As Of Period: 06/30/2023

**LEXINGTON LOCAL SCHOOLS**  
**Cash Summary Report**

Full Account Code	Description	Initial Cash	MTD Received	FYTD Received	MTD Expended	FYTD Expended	Fund Balance
499-9023	MISCELLANEOUS STATE GRANT FUND	\$ 0.00	\$ 0.00	\$ 12,497.09	\$ 0.00	\$ 12,497.09	\$ 0.00
499-9121	SCHOOL BUS PURCHASE PROGRAM	0.00	0.00	135,000.00	0.00	135,000.00	0.00
507-9022	ESSER ARP FUNDING	(80,743.35)	56,747.99	936,928.80	105,887.33	1,067,699.78	(211,514.33)
507-9921	ESSER II FUNDING	0.00	0.00	25,447.15	0.00	25,447.15	0.00
516-9022	IDEA-B SPECIAL EDUCATION FY22	(113,767.74)	0.00	117,767.30	0.00	3,999.56	0.00
516-9023	IDEA PART B GRANTS	0.00	14,197.38	540,965.95	(15,768.38)	540,965.95	0.00
516-9922	IDEA PART B GRANTS	(5,510.87)	0.00	5,510.87	0.00	0.00	0.00
572-9022	TITLE I FY22	(37,107.86)	0.00	43,774.96	0.00	6,667.10	0.00
572-9023	TITLE I DISADVANTAGED CHILDREN	0.00	13,586.92	255,648.91	(8,321.63)	258,892.17	(3,243.26)
572-9922	TITLE I DISADVANTAGED CHILDREN	0.00	0.00	7,000.00	0.00	7,000.00	0.00
572-9923	TITLE I DISADVANTAGED CHILDREN	0.00	0.00	1,783.65	0.00	1,783.65	0.00
584-9023	TITLE IV, PART A, STUDENT SUPPORT AND ACADEMIC ENRICHMENT PROGRAMS	0.00	0.00	26,275.00	0.00	26,275.00	0.00
587-9023	IDEA PRESCHOOL-HANDICAPPED	0.00	0.00	8,065.13	0.00	8,065.13	0.00
587-9922	IDEA PRESCHOOL-HANDICAPPED	(2,313.40)	0.00	2,313.40	0.00	0.00	0.00
587-9923	IDEA PRESCHOOL-HANDICAPPED	0.00	6,034.35	6,034.35	0.00	6,034.35	0.00
590-9023	IMPROVING TEACHER QUALITY	0.00	0.00	55,315.52	0.00	55,315.52	0.00
599-9023	MISCELLANEOUS FED. GRANT FUND	0.00	0.00	47,992.94	22,246.84	47,992.94	0.00
599-9923	MISCELLANEOUS FED. GRANT FUND	0.00	0.00	129,750.00	90,477.23	90,477.23	39,272.77
<b>Grand Total</b>		<b>\$ 26,320,310.62</b>	<b>\$ 2,371,497.64</b>	<b>\$ 38,066,532.67</b>	<b>\$ 3,065,993.55</b>	<b>\$ 50,744,758.63</b>	<b>\$ 13,642,084.66</b>

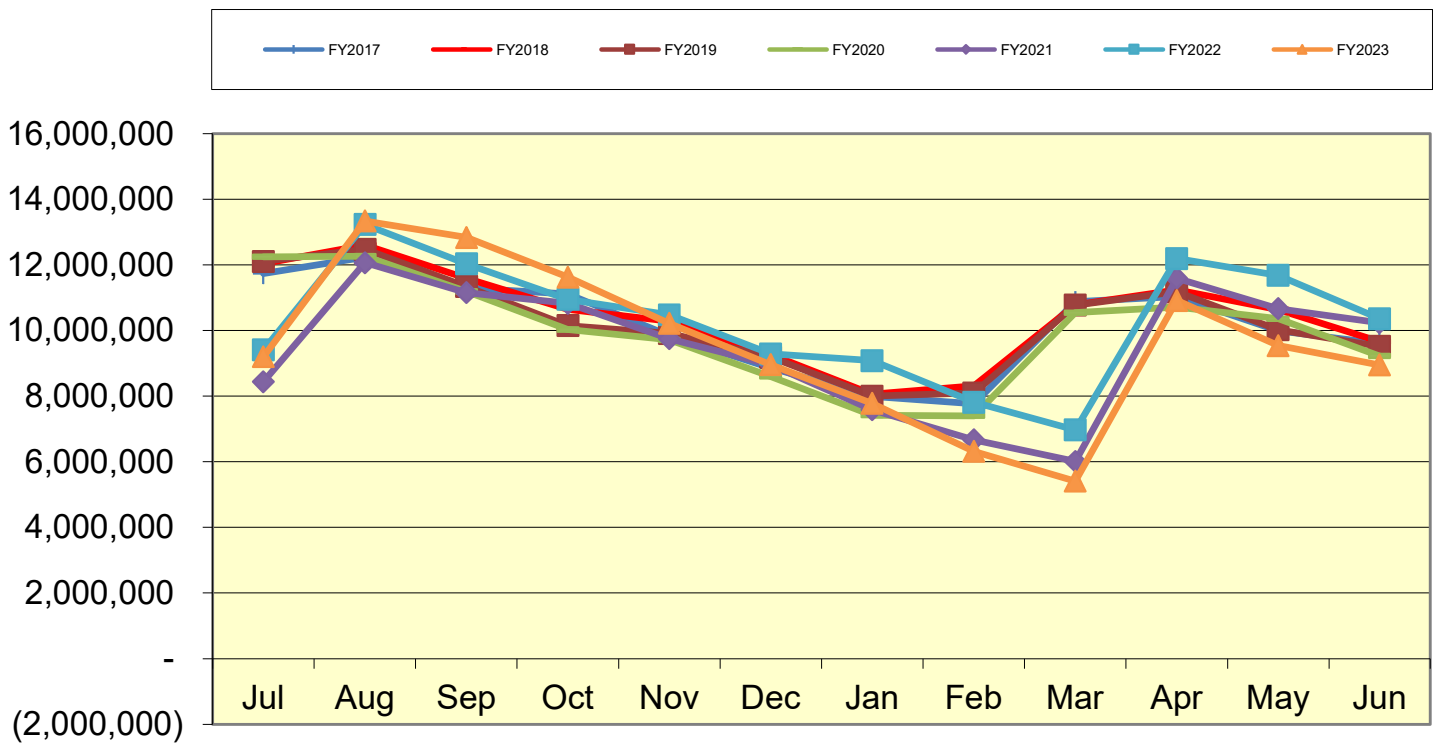
## LEXINGTON LOCAL SCHOOLS Spending Plan Summary

ODE Line Number	Monthly Estimate	Monthly Actual	Monthly Difference	FYTD Estimate	FYTD Actual	FYTD Difference
01.010 General Property (Real Estate)	\$ 0.00	\$ 0.00	\$ 0.00	\$ 11,652,317.00	\$ 11,726,479.06	\$ 74,162.06
01.020 Tangible Personal Property Tax	0.00	0.00	0.00	951,131.00	957,495.99	6,364.99
01.030 Income Tax	0.00	0.00	0.00	0.00	0.00	0.00
01.035 Unrestricted Grants-in-Aid	705,251.00	705,059.60	(191.40)	8,730,228.00	8,744,953.99	14,725.99
01.040 Restricted Grants-in-Aid	49,167.00	114,346.98	65,179.98	528,149.00	553,743.91	25,594.91
01.045 Restricted Federal Grants-in-Aid - SFSF	0.00	0.00	0.00	0.00	0.00	0.00
01.050 Property Tax Allocation	0.00	826,447.13	826,447.13	1,764,118.00	1,756,075.61	(8,042.39)
01.060 All Other Operating Revenue	64,797.00	51,665.44	(13,131.56)	657,635.00	640,978.75	(16,656.25)
01.070 Total Revenue	819,215.00	1,697,519.15	878,304.15	24,283,578.00	24,379,727.31	96,149.31
02.010 Proceeds from Sale of Notes	0.00	0.00	0.00	0.00	0.00	0.00
02.020 State Emergency Loans & Advancements (Approved)	0.00	0.00	0.00	0.00	0.00	0.00
02.040 Operating Transfers-In	0.00	0.00	0.00	0.00	0.00	0.00
02.050 Advances-In	0.00	0.00	0.00	0.00	0.00	0.00
02.060 All Other Financial Sources	35,198.00	0.00	(35,198.00)	50,000.00	25,034.54	(24,965.46)
02.070 Total Other Financing Sources	35,198.00	0.00	(35,198.00)	50,000.00	25,034.54	(24,965.46)
02.080 Total Revenues and Other Financing Sources	854,413.00	1,697,519.15	843,106.15	24,333,578.00	24,404,761.85	71,183.85
03.010 Personal Services	1,100,000.00	1,349,440.73	249,440.73	14,328,302.00	14,661,072.79	332,770.79
03.020 Employees' Retirement/Insurance Benefits	575,000.00	597,762.78	22,762.78	6,970,071.00	7,012,678.68	42,607.68
03.030 Purchased Services	255,000.00	289,724.72	34,724.72	2,674,362.00	2,711,098.20	36,736.20
03.040 Supplies and Materials	20,757.00	41,937.97	21,180.97	863,283.00	1,013,580.79	150,297.79
03.050 Capital Outlay	0.00	640.40	640.40	68,500.00	68,944.63	444.63
03.060 Intergovernmental	0.00	0.00	0.00	0.00	0.00	0.00
04.010 Debt Service: All Principal (Historical)	0.00	0.00	0.00	0.00	0.00	0.00
04.020 Debt Service: Principal-Notes	0.00	0.00	0.00	0.00	0.00	0.00
04.030 Debt Service: Principal - State Loans	0.00	0.00	0.00	0.00	0.00	0.00
04.040 Debt Service: Principal - State Advancements	0.00	0.00	0.00	0.00	0.00	0.00
04.050 Debt Service: Principal - HB 264 Loans	0.00	0.00	0.00	0.00	0.00	0.00
04.055 Debt Service: Principal - Other	0.00	0.00	0.00	0.00	0.00	0.00
04.060 Debt Service: Interest and Fiscal Charges	0.00	0.00	0.00	0.00	0.00	0.00
04.300 Other Objects	1,630.00	6,161.31	4,531.31	332,246.00	348,968.52	16,722.52
04.500 Total Expenditures	1,952,387.00	2,285,667.91	333,280.91	25,236,764.00	25,816,343.61	579,579.61
05.010 Operational Transfers - Out	0.00	0.00	0.00	0.00	0.00	0.00
05.020 Advances - Out	0.00	0.00	0.00	0.00	0.00	0.00
05.030 All Other Financing Uses	0.00	0.00	0.00	0.00	0.00	0.00
05.040 Total Other Financing Uses	0.00	0.00	0.00	0.00	0.00	0.00
05.050 Total Expenditure and Other Financing Uses	1,952,387.00	2,285,667.91	333,280.91	25,236,764.00	25,816,343.61	579,579.61
06.010 Excess Rev & Oth Financing Sources over(under) Exp & Oth F	(1,097,974.00)	(588,148.76)	509,825.24	(903,186.00)	(1,411,581.76)	(508,395.76)
07.010 Cash Balance-July1 -Excluding Proposed Renew/Replace & New	0.00	9,534,839.39	9,534,839.39	10,358,272.00	10,358,272.39	0.39
07.020 Cash Balance June 30	(1,097,974.00)	8,946,690.63	10,044,664.63	9,455,086.00	8,946,690.63	(508,395.37)
08.010 Estimated Encumbrances June 30	(660,000.00)	739,150.34	1,399,150.34	90,000.00	739,150.34	649,150.34

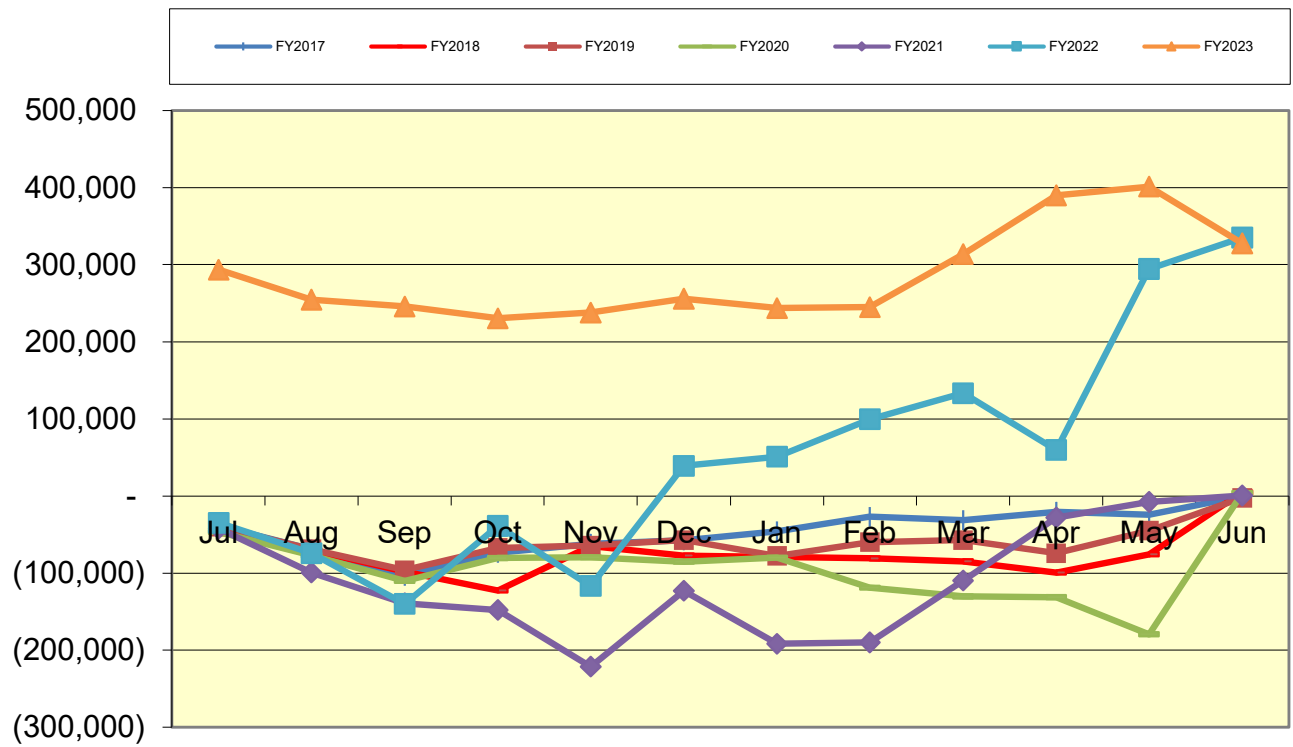
**LEXINGTON LOCAL SCHOOL DISTRICT  
GENERAL FUND ONLY 2022-2023  
SUMMARY OF RECEIPTS AND EXPENDITURES - FIVE YEAR FORECAST FORMAT**

LINE 7.010	BEGINNING CASH BALANCE		\$ 10,358,272		
	6/30/2023	FISCAL YEAR TO DATE Estimate	FISCAL YEAR TO DATE Actual	VARIANCE Estimate vs. Actual	PERCENT of VARIANCE
<b>REVENUES</b>					
LINE 1.010	Real Estate Tax	\$ 11,652,317	\$ 11,726,479	\$74,162	0.64%
LINE 1.020	Personal Property Tax	\$ 951,131	\$ 957,496	\$6,365	0.67%
LINE 1.030	Income Tax	\$ -	\$ -	\$0	
LINE 1.035	State Funding	\$ 8,730,228	\$ 8,744,954	\$14,726	0.17%
LINE 1.040	Career Tech / Economic Disadv.	\$ 528,149	\$ 553,744	\$25,595	4.85%
LINE 1.050	Property Tax Allocation	\$ 1,764,118	\$ 1,756,076	(\$8,042)	-0.46%
LINE 1.060	Other Operating Revenue	\$ 657,635	\$ 640,979	(\$16,656)	-2.53%
LINE 1.070	TOTAL REVENUE	\$ 24,283,578	\$ 24,379,728	\$96,150	0.40%
<b>EXPENSES</b>					
LINE 2.01	Proceeds from Notes	\$ -	\$ -	\$0	
LINE 2.04	Transfers In	\$ -	\$ -	\$0	
LINE 2.050	Advances In	\$ -	\$ -	\$0	#DIV/0!
LINE 2.060	Other Financing Sources	\$ 50,000	\$ 25,035	(\$24,965)	-49.93%
LINE 2.070	TOTAL OTHER SOURCES	\$ 50,000	\$ 25,035	(\$24,965)	-49.93%
<b>LINE 2.080</b>	<b>TOTAL REVENUES &amp; Sources</b>	<b>\$ 24,333,578</b>	<b>\$ 24,404,763</b>	<b>\$71,185</b>	<b>0.29%</b>
<b>EXPENSES</b>					
LINE 3.010	Salaries	\$ 14,328,302	\$ 14,661,073	(\$332,771)	-2.32%
LINE 3.020	Retirement and Benefits	\$ 6,970,071	\$ 7,012,679	(\$42,608)	-0.61%
LINE 3.030	Purchased Services	\$ 2,674,362	\$ 2,711,098	(\$36,736)	-1.37%
LINE 3.040	Supplies and Materials	\$ 863,283	\$ 1,013,581	(\$150,298)	-17.41%
LINE 3.050	Capital Outlay and Equipment	\$ 68,500	\$ 68,945	(\$445)	-0.65%
LINE 3.06	INTERGOVERNMENTAL	\$ -	\$ -	\$0	
LINE 4.020	DEBT SERVICE - Notes	\$ -	\$ -	\$0	
LINE 4.060	DEBT SERVICE - Interest charges	\$ -	\$ -	\$0	
LINE 4.300	Other Objects	\$ 332,246	\$ 348,969	(\$16,723)	-5.03%
LINE 4.500	TOTAL EXPENDITURES	\$ 25,236,764	\$ 25,816,345	(\$579,581)	-2.30%
LINE 5.00	TRANSFERS OUT	\$ -	\$ -	\$0	
LINE 5.02	ADVANCES OUT	\$ -	\$ -	\$0	
LINE 5.03	ALL OTHER USES	\$ -	\$ -	\$0	
LINE 5.040	TOTAL OTHER USES	\$ -	\$ -	\$0	
<b>LINE 5.050</b>	<b>TOTAL EXPENDITURES &amp; USES</b>	<b>\$ 25,236,764</b>	<b>\$ 25,816,345</b>	<b>(\$579,581)</b>	<b>-2.30%</b>
		Estimate	Actual	Variance	
<b>LINE 6.010</b>	<b>REVENUES OVER EXPENSES</b>	<b>\$ (903,186)</b>	<b>\$ (1,411,582)</b>	<b>(\$508,396)</b>	
<b>LINE 7.020</b>	<b>ENDING CASH BALANCE</b>	<b>\$ 9,455,086</b>	<b>\$ 8,946,690</b>	<b>(\$508,396)</b>	
	Less Reserves	\$ (87,929)	\$ (87,929)	\$ -	
LINE 8.010	Less Outstanding Encumbrances	\$ (90,000)	\$ (739,150)	\$ (649,150)	721.28%
<b>LINE 15.010</b>	<b>Unreserved Fund Balance</b>	<b>\$ 9,277,157</b>	<b>\$ 8,119,611</b>	<b>(\$1,157,546)</b>	<b>-12.48%</b>
		Estimate	Actual	Benchmark Yr. End	
	Salaries/Benefits as % of Revenue	87.7%	88.9%	80.1% or below	
	<b>True Days Cash - Calendar Days on which can operate</b>	<b>134</b>	<b>115</b>	<b>90 or above optimal</b>	

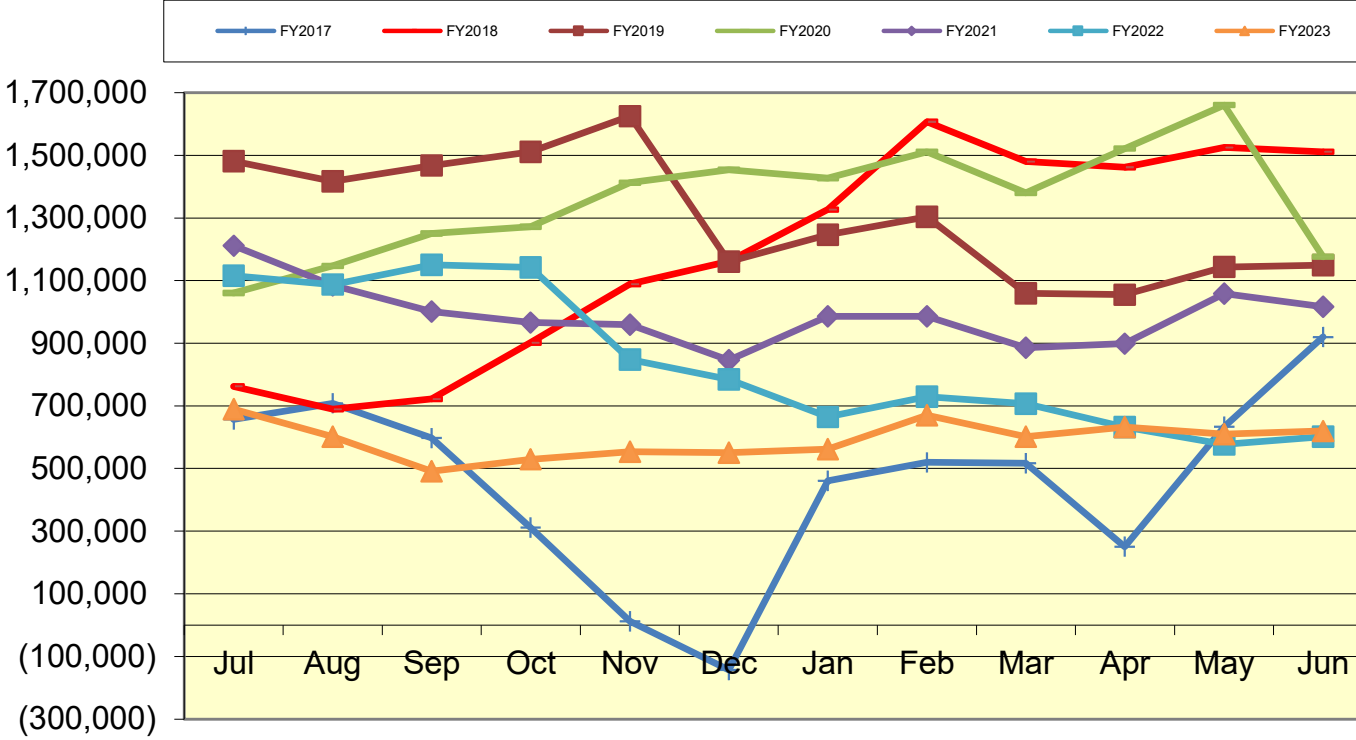
### Lexington Local Schools General Fund Cash Balance



### Lexington Local Schools Food Service Fund Cash Balance



### Lexington Local Schools Employee Benefits Fund Cash Balance



## Lexington Local Schools

### Permanent Improvement Fund 6/30/2023

	Budgeted Amount	Actual Fiscal Year Expended	Current Encumbrances	Expenses / Encumbrances Over/Under Estimate	Remaining Estimated PI Project Costs
<b>Instruction and Administration</b>					
Western Elementary Equipment/Materials	\$ 2,219.00	\$ 1,889.33	\$ -	\$329.67	\$0.00
Eastern Elementary Equipment/Materials	\$ 4,000.00	\$ -	\$ -	\$4,000.00	\$0.00
Central Elementary Equipment/Materials	\$ 5,999.00	\$ 5,469.33	\$ -	\$529.67	\$0.00
High School Music Equipment	\$ 17,000.00	\$ 16,329.03	\$ -	\$670.97	\$0.00
PAC Equipment/Materials	\$ 3,809.00	\$ 3,809.00	\$ -	\$0.00	\$0.00
Board Office Equipment/Materials	\$ 9,305.90	\$ 9,305.90	\$ -	\$0.00	\$0.00
<b>Maintenance/Security</b>					
New Maintenance Garage	\$ 113,000.00	\$ 112,874.28	\$ -	\$125.72	\$0.00
Ride-On Scrubber	\$ 23,615.00	\$ 23,615.00	\$ -	\$0.00	\$0.00
Window Security Film and Door Security	\$ 25,500.00	\$ 25,795.67	\$ -	(\$295.67)	\$0.00
New Maintenance Truck	\$ 38,285.00	\$ 38,285.00	\$ -	\$0.00	\$0.00
Maintenance 2-Man Lift	\$ 13,500.00	\$ 13,500.00	\$ -	\$0.00	\$0.00
Parking Lots (Maintenance/Fields)	\$ 41,000.00	\$ 41,000.00	\$ -	\$0.00	\$0.00
<b>Transportation</b>					
New buses	\$ 170,976.00	\$ 168,351.00	\$ -	\$2,625.00	\$0.00
New fuel tank	\$ 26,757.00	\$ -	\$ 26,407.00	\$350.00	\$0.00
New Minibus	\$ 67,045.00	\$ 67,045.00	\$ -	\$0.00	\$0.00
New vans	\$ 74,335.00	\$ 74,335.00	\$ -	\$0.00	\$0.00
<b>Technology</b>					
Computers, servers, tech equip., etc.	\$ 240,000.00	\$ 220,410.40	\$ 2,177.00	\$17,412.60	\$0.00
<b>Food Service</b>					
Food Service Equipment	\$ 5,200.00	\$ 5,200.00	\$ -	\$0.00	\$0.00
<b>Athletics and Student Activities</b>					
HS Athletics/Marching Band Equipment	\$ 50,000.00	\$ 20,651.32	\$ -	\$29,348.68	\$0.00
Fieldhouse Fire Alarm System	\$ 19,601.27	\$ 19,601.27	\$ -	\$0.00	\$0.00
<b>Fees</b>					
Tax Collection Fees	\$ 14,500.00	\$ 13,773.01	\$ -	\$726.99	\$0.00
<b>Totals</b>	\$ 965,647.17	\$ 881,239.54	\$ 28,584.00	\$55,823.63	\$0.00
<b>Total Budgeted</b>	<b>\$ 965,647.17</b>				
Actual Cash Balance 7/1/22	\$ 157,326.37				
Revenues FY23 - Taxes from levy	\$ 756,070.09				
Expenditures FY23	\$ (881,239.54)				
Current Cash Balance	\$32,156.92				
Current Encumbrances	\$ (28,584.00)				
<b>Available Balance</b>	<b>\$3,572.92</b>				

Remaining Estimated Revenues FY23 - Taxes from levy	\$ -
Less: Remaining Estimated PI Project Costs	\$0.00
<b>6/30/23 Estimated Unencumbered Carryover</b>	<b>\$ 3,572.92</b>

Lexington Local Schools

**Food Service Fund 2022-23 vs. 2021-2022 vs. 2020-2021**

							Beginning Balance 7/1/22	\$ 335,154
<b>2022-2023 Through 6/30/23</b>								
<i>Revenues</i>	District-Wide	HS/JH	Junior High	Eastern	Central	Western	<b>Total</b>	
Student Type A, Ezpay, Misc	\$ -	\$ 207,231	\$ -	\$ 68,382	\$ 55,629	\$ 44,340	\$ 375,582	
Student Break, Milk & A La Carte	\$ -	\$ 89,134	\$ -	\$ 10,970	\$ 7,466	\$ 4,606	\$ 112,176	
Adult & Misc revenues	\$ 14,973	\$ 6,382	\$ -	\$ 813	\$ 247	\$ 260	\$ 22,675	
State Reimb	\$ -	\$ 5,110	\$ -	\$ 2,831	\$ 2,221	\$ 1,347	\$ 11,509	
Federal Reimb	\$ -	\$ 165,658	\$ -	\$ 90,539	\$ 74,214	\$ 50,212	\$ 380,623	
Transfer In	\$ -	\$ -	\$ -	\$ -	\$ -	\$ -	\$ -	
<b>Total Revenues</b>	<b>\$ 14,973</b>	<b>\$ 473,515</b>	<b>\$ -</b>	<b>\$ 173,535</b>	<b>\$ 139,777</b>	<b>\$ 100,765</b>	<b>\$ 902,565</b>	
<i>Expenses</i>								
Wages	\$ 53,726	\$ 179,286	\$ -	\$ 65,826	\$ 38,382	\$ 40,060	\$ 377,280	
Severance	\$ -	\$ 842	\$ -	\$ -	\$ -	\$ -	\$ 842	
Retirement	\$ 13,307	\$ 30,001	\$ -	\$ 9,216	\$ 8,097	\$ 7,115	\$ 67,736	
Medical	\$ 10,624	\$ 65,188	\$ -	\$ 17,407	\$ 18,901	\$ 19,220	\$ 131,340	
Life, Dent, MC, WC	\$ 1,349	\$ 5,596	\$ -	\$ 1,411	\$ 1,635	\$ 1,032	\$ 11,023	
Purch Serv, Repairs, Phone, Post	\$ 2,715	\$ 756	\$ -	\$ 335	\$ 628	\$ 1,719	\$ 6,153	
Supplies	\$ 8,936	\$ -	\$ -	\$ -	\$ -	\$ -	\$ 8,936	
Food Costs	\$ -	\$ 170,972	\$ -	\$ 85,165	\$ 30,092	\$ 20,534	\$ 306,763	
Equipment	\$ -	\$ -	\$ -	\$ -	\$ -	\$ -	\$ -	
Other Costs	\$ -	\$ -	\$ -	\$ -	\$ -	\$ -	\$ -	
<b>Total Expenses</b>	<b>\$ 90,657</b>	<b>\$ 452,641</b>	<b>\$ -</b>	<b>\$ 179,360</b>	<b>\$ 97,735</b>	<b>\$ 89,680</b>	<b>\$ 910,073</b>	
<b>Net Gain (Loss)</b>	<b>\$ (75,684)</b>	<b>\$ 20,874</b>	<b>\$ -</b>	<b>\$ (5,825)</b>	<b>\$ 42,042</b>	<b>\$ 11,085</b>	<b>\$ (7,508)</b>	
							<b>Ending Cash Balance 6/30/23</b>	<b>\$ 327,646</b>

							Beginning Balance 7/1/21	\$ 808
<b>2020-2021 Through 6/30/22</b>								
<i>Revenues</i>	District-Wide	High School	Junior High	Eastern	Central	Western	<b>Total</b>	
Student Type A, Ezpay, Misc	\$ -	\$ (2,351)	\$ (1,725)	\$ (859)	\$ (23)	\$ 12	\$ (4,946)	
Student Break, Milk & A La Carte	\$ -	\$ 22,657	\$ 8,758	\$ 3,685	\$ 2,383	\$ 680	\$ 38,163	
Adult & Misc revenues	\$ 6,487	\$ 3,252	\$ 809	\$ 1,058	\$ 596	\$ 65	\$ 12,267	
State Reimb	\$ -	\$ 3,590	\$ 2,179	\$ 2,759	\$ 2,487	\$ 2,029	\$ 13,044	
Federal Reimb	\$ -	\$ 309,737	\$ 192,799	\$ 237,172	\$ 211,038	\$ 176,448	\$ 1,127,194	
Transfer In	\$ -	\$ -	\$ -	\$ -	\$ -	\$ -	\$ -	
<b>Total Revenues</b>	<b>\$ 6,487</b>	<b>\$ 336,885</b>	<b>\$ 202,820</b>	<b>\$ 243,815</b>	<b>\$ 216,481</b>	<b>\$ 179,234</b>	<b>\$ 1,185,722</b>	
<i>Expenses</i>								
Wages	\$ 51,484	\$ 117,154	\$ 57,270	\$ 39,686	\$ 35,723	\$ 37,511	\$ 338,828	
Severance	\$ -	\$ -	\$ -	\$ -	\$ -	\$ -	\$ -	
Retirement	\$ 12,116	\$ 19,105	\$ 9,146	\$ 8,488	\$ 5,533	\$ 6,313	\$ 60,701	
Medical	\$ 19,752	\$ 52,775	\$ 8,309	\$ 21,081	\$ 8,309	\$ 15,077	\$ 125,303	
Life, Dent, MC, WC	\$ 1,397	\$ 3,561	\$ 1,980	\$ 1,120	\$ 1,501	\$ 907	\$ 10,466	
Purch Serv, Repairs, Phone, Post	\$ 3,427	\$ 3,263	\$ 850	\$ 1,228	\$ 835	\$ 3,625	\$ 13,228	
Supplies	\$ 7,119	\$ -	\$ -	\$ -	\$ -	\$ -	\$ 7,119	
Food Costs	\$ -	\$ 95,949	\$ 43,201	\$ 88,665	\$ 29,356	\$ 38,560	\$ 295,731	
Equipment	\$ -	\$ -	\$ -	\$ -	\$ -	\$ -	\$ -	
Other Costs	\$ -	\$ -	\$ -	\$ -	\$ -	\$ -	\$ -	
<b>Total Expenses</b>	<b>\$ 95,295</b>	<b>\$ 291,807</b>	<b>\$ 120,756</b>	<b>\$ 160,268</b>	<b>\$ 81,257</b>	<b>\$ 101,993</b>	<b>\$ 851,376</b>	
<b>Net Gain (Loss)</b>	<b>\$ (88,808)</b>	<b>\$ 45,078</b>	<b>\$ 82,064</b>	<b>\$ 83,547</b>	<b>\$ 135,224</b>	<b>\$ 77,241</b>	<b>\$ 334,346</b>	
							<b>Ending Cash Balance 6/30/22</b>	<b>\$ 335,154</b>

							Beginning Balance 7/1/20	\$ 3,725
<b>2020-2021 Through 6/30/21</b>								
<i>Revenues</i>	District-Wide	High School	Junior High	Eastern	Central	Western	<b>Total</b>	
Student Type A, Ezpay, Misc	\$ -	\$ (2,562)	\$ (467)	\$ (370)	\$ 893	\$ 434	\$ (2,072)	
Student Break, Milk & A La Carte	\$ -	\$ 15,809	\$ 4,625	\$ 4,627	\$ 3,222	\$ 1,700	\$ 29,983	
Adult & Misc revenues	\$ 4,340	\$ 2,216	\$ 868	\$ 954	\$ 439	\$ 77	\$ 8,894	
State Reimb	\$ -	\$ 1,279	\$ 1,002	\$ 1,228	\$ 1,248	\$ 1,037	\$ 5,794	
Federal Reimb	\$ -	\$ 151,837	\$ 116,434	\$ 144,782	\$ 143,893	\$ 118,869	\$ 675,815	
Transfer In	\$ -	\$ -	\$ -	\$ -	\$ -	\$ -	\$ -	
<b>Total Revenues</b>	<b>\$ 4,340</b>	<b>\$ 168,579</b>	<b>\$ 122,462</b>	<b>\$ 151,221</b>	<b>\$ 149,695</b>	<b>\$ 122,117</b>	<b>\$ 718,414</b>	
<i>Expenses</i>								
Wages	\$ 46,229	\$ 92,407	\$ 54,753	\$ 39,634	\$ 30,594	\$ 30,671	\$ 294,288	
Severance	\$ -	\$ -	\$ -	\$ -	\$ -	\$ -	\$ -	
Retirement	\$ 10,972	\$ 19,165	\$ 7,647	\$ 8,869	\$ 6,007	\$ 5,088	\$ 57,748	
Medical	\$ 21,615	\$ 52,581	\$ 16,556	\$ 36,024	\$ 13,282	\$ -	\$ 140,058	
Life, Dent, MC, WC	\$ 1,343	\$ 3,214	\$ 2,450	\$ 1,556	\$ 919	\$ 392	\$ 9,874	
Purch Serv, Repairs, Phone, Post	\$ 2,745	\$ 939	\$ 786	\$ 1,617	\$ 1,099	\$ 733	\$ 7,919	
Supplies	\$ 7,958	\$ 79,776	\$ 28,679	\$ 46,121	\$ 18,683	\$ 30,226	\$ 211,443	
Food Costs	\$ -	\$ -	\$ -	\$ -	\$ -	\$ -	\$ -	
Equipment	\$ -	\$ -	\$ -	\$ -	\$ -	\$ -	\$ -	
Other Costs	\$ -	\$ -	\$ -	\$ -	\$ -	\$ -	\$ -	
<b>Total Expenses</b>	<b>\$ 90,862</b>	<b>\$ 248,082</b>	<b>\$ 110,871</b>	<b>\$ 133,821</b>	<b>\$ 70,584</b>	<b>\$ 67,110</b>	<b>\$ 721,330</b>	
<b>Net Gain (Loss)</b>	<b>\$ (86,522)</b>	<b>\$ (79,503)</b>	<b>\$ 11,591</b>	<b>\$ 17,400</b>	<b>\$ 79,111</b>	<b>\$ 55,007</b>	<b>\$ (2,916)</b>	
							<b>Ending Cash Balance 6/30/21</b>	<b>\$ 809</b>



Start Date: 6/1/2023

End Date: 6/30/2023

## LEXINGTON LOCAL SCHOOLS

### Disbursement Summary Report

Reference Number	Check Number	Type	Date	Name	Vendor #	Status	Reconcile Date	Void Date	Amount
43346	95458	ACCOUNTS_P AYABLE	6/15/2023	ADVANCED MECHANICA L PLUS	13974	RECONCILED	6/26/2023		\$ 292.98
43306	95459	ACCOUNTS_P AYABLE	6/15/2023	ALFRED NICKLES BAKERY	613	RECONCILED	6/23/2023		1,536.07
43336	95460	ACCOUNTS_P AYABLE	6/15/2023	ALYSSA MCCREADY	13046	RECONCILED	6/23/2023		122.21
43343	95461	ACCOUNTS_P AYABLE	6/15/2023	AMANDA BADERTSCH ER	13224	RECONCILED	6/26/2023		85.00
43311	95462	ACCOUNTS_P AYABLE	6/15/2023	AMAZON CAPITAL SERVICES	13575	RECONCILED	6/22/2023		301.93
43351	95463	ACCOUNTS_P AYABLE	6/15/2023	AMERICAN FIREWORKS COMPANY	13633	RECONCILED	6/27/2023		1,500.00
43360	95464	ACCOUNTS_P AYABLE	6/15/2023	AWARDSMIT H	1370	RECONCILED	6/26/2023		3,470.60
43362	95465	ACCOUNTS_P AYABLE	6/15/2023	BAKER VEHICLE SYSTEMS, INC.	6088	RECONCILED	6/21/2023		205.04
43338	95466	ACCOUNTS_P AYABLE	6/15/2023	BAUMSPAGE. COM,LLC	9849	OUTSTANDIN G			73.10
43337	95467	ACCOUNTS_P AYABLE	6/15/2023	BRAD SCHWARTZ	13542	RECONCILED	6/26/2023		538.55
43391	95468	ACCOUNTS_P AYABLE	6/15/2023	BRANDON FURR	13978	RECONCILED	6/26/2023		538.55
43365	95469	ACCOUNTS_P AYABLE	6/15/2023	BRICKER GRAYDON LLP	10997	RECONCILED	6/21/2023		882.00
43385	95470	ACCOUNTS_P AYABLE	6/15/2023	BUCK MORTON	1259	RECONCILED	6/30/2023		43.00
43347	95471	ACCOUNTS_P AYABLE	6/15/2023	BUCKEYE BAKERY	13103	RECONCILED	6/27/2023		300.00
43328	95472	ACCOUNTS_P AYABLE	6/15/2023	CARDINAL BUS SALES & SERVICE	6515	RECONCILED	6/21/2023		2,135.62
43323	95473	ACCOUNTS_P AYABLE	6/15/2023	CDW-G GOVERNMEN T, INC.	7886	RECONCILED	6/26/2023		2,826.00
43344	95474	ACCOUNTS_P AYABLE	6/15/2023	CHARLES RITTER CO.	907	RECONCILED	6/22/2023		242.49
43373	95475	ACCOUNTS_P AYABLE	6/15/2023	CHRISTY ANTHONY	11946	RECONCILED	6/20/2023		25.00
43355	95476	ACCOUNTS_P AYABLE	6/15/2023	CLARITY FOR COMMUNICA TION LLC	11660	RECONCILED	6/20/2023		1,975.00
43313	95477	ACCOUNTS_P AYABLE	6/15/2023	COMDOC INC	13671	RECONCILED	6/21/2023		4.71
43379	95478	ACCOUNTS_P AYABLE	6/15/2023	CORPAD	6586	RECONCILED	6/22/2023		100.00
43331	95479	ACCOUNTS_P AYABLE	6/15/2023	COURTNEY STEELE	13786	RECONCILED	6/29/2023		45.00
43326	95480	ACCOUNTS_P AYABLE	6/15/2023	CULLIGAN QUALITY WATER	610	RECONCILED	6/22/2023		249.00
43376	95481	ACCOUNTS_P AYABLE	6/15/2023	DAHNI REYNOLDS	13829	RECONCILED	6/30/2023		5,944.00
43341	95482	ACCOUNTS_P AYABLE	6/15/2023	DAIRIA EDMUNDS	13763	RECONCILED	6/23/2023		14.86
43304	95483	ACCOUNTS_P AYABLE	6/15/2023	ETHNIC ARTWORK INC	13653	RECONCILED	6/22/2023		2,649.50
43333	95484	ACCOUNTS_P	6/15/2023	EVAN	13980	RECONCILED	6/27/2023		538.55

Start Date: 6/1/2023

End Date: 6/30/2023

## LEXINGTON LOCAL SCHOOLS

### Disbursement Summary Report

Reference Number	Check Number	Type	Date	Name	Vendor #	Status	Reconcile Date	Void Date	Amount
43353	95485	AYABLE ACCOUNTS_P AYABLE	6/15/2023	DEMING FORGET-ME- NOT FLOWER SHOP,INC.	5460	RECONCILED	6/26/2023		\$ 567.00
43342	95486	AYABLE ACCOUNTS_P AYABLE	6/15/2023	GIONINO'S PIZZERIA	9153	RECONCILED	6/26/2023		324.00
43358	95487	AYABLE ACCOUNTS_P AYABLE	6/15/2023	GRAINGER	5843	RECONCILED	6/20/2023		201.96
43356	95488	AYABLE ACCOUNTS_P AYABLE	6/15/2023	GREATER CLEVELAND AQUARIUM	13900	OUTSTANDIN G			165.00
43368	95489	AYABLE ACCOUNTS_P AYABLE	6/15/2023	HEALTHCAR E BILLING SERVICES	11018	RECONCILED	6/21/2023		451.22
43387	95490	AYABLE ACCOUNTS_P AYABLE	6/15/2023	HEARTLAND DESIGN CONCEPTS	13041	RECONCILED	6/21/2023		102.00
43390	95491	AYABLE ACCOUNTS_P AYABLE	6/15/2023	HERFF JONES	8857	RECONCILED	6/26/2023		6,040.40
43363	95492	AYABLE ACCOUNTS_P AYABLE	6/15/2023	IAN MONTGOME RY	13656	RECONCILED	6/26/2023		538.55
43350	95493	AYABLE ACCOUNTS_P AYABLE	6/15/2023	J & B ACCOUSTICA L	1555	RECONCILED	6/20/2023		199.42
43332	95494	AYABLE ACCOUNTS_P AYABLE	6/15/2023	JEFF EICHORN	13282	RECONCILED	6/22/2023		324.60
43366	95495	AYABLE ACCOUNTS_P AYABLE	6/15/2023	JILLIAN NOBLET	13012	RECONCILED	6/26/2023		44.56
43388	95496	AYABLE ACCOUNTS_P AYABLE	6/15/2023	JOHN T DAVIS	12148	OUTSTANDIN G			12.95
43370	95497	AYABLE ACCOUNTS_P AYABLE	6/15/2023	JONATHAN ALDSTADT	13975	RECONCILED	6/26/2023		538.55
43319	95498	AYABLE ACCOUNTS_P AYABLE	6/15/2023	JOSTENS	10830	RECONCILED	6/21/2023		318.51
43334	95499	AYABLE ACCOUNTS_P AYABLE	6/15/2023	KAYLA OWNINGS	13979	RECONCILED	6/27/2023		538.55
43307	95500	AYABLE ACCOUNTS_P AYABLE	6/15/2023	KELLI PARKS	11777	RECONCILED	6/22/2023		25.00
43375	95501	AYABLE ACCOUNTS_P AYABLE	6/15/2023	KIMBALL MIDWEST	11066	RECONCILED	6/22/2023		381.86
43348	95502	AYABLE ACCOUNTS_P AYABLE	6/15/2023	KNOX COUNTY ESC	8555	RECONCILED	6/20/2023		1,070.00
43383	95503	AYABLE ACCOUNTS_P AYABLE	6/15/2023	LEX LANES	7583	OUTSTANDIN G			558.00
43327	95504	AYABLE ACCOUNTS_P AYABLE	6/15/2023	LEXINGTON ATHLETIC BOOSTERS	1247	RECONCILED	6/22/2023		200.00
43357	95505	AYABLE ACCOUNTS_P AYABLE	6/15/2023	LEXINGTON LOCAL SCHOOLS	3377	RECONCILED	6/30/2023		276.08
43384	95506	AYABLE ACCOUNTS_P AYABLE	6/15/2023	LINDA VOLZ	9134	OUTSTANDIN G			8.13
43345	95507	AYABLE ACCOUNTS_P AYABLE	6/15/2023	LISA WILLIAMSON	11570	OUTSTANDIN G			100.00
43349	95508	AYABLE ACCOUNTS_P AYABLE	6/15/2023	LIZ SAVKA	12167	RECONCILED	6/26/2023		22.05
43377	95509	AYABLE ACCOUNTS_P AYABLE	6/15/2023	LOFT VIOLIN SHOP	10698	RECONCILED	6/22/2023		960.00
43364	95510	AYABLE ACCOUNTS_P AYABLE	6/15/2023	M.T. SERVICE INC	13836	RECONCILED	6/22/2023		302.50
43371	95511	AYABLE ACCOUNTS_P AYABLE	6/15/2023	MANSFIELD CITY SCHOOLS	5990	RECONCILED	6/22/2023		1,021.90
43324	95512	AYABLE ACCOUNTS_P AYABLE	6/15/2023	MATT ROGGIO	7820	RECONCILED	6/27/2023		220.00

Start Date: 6/1/2023

End Date: 6/30/2023

## LEXINGTON LOCAL SCHOOLS

### Disbursement Summary Report

Reference Number	Check Number	Type	Date	Name	Vendor #	Status	Reconcile Date	Void Date	Amount
43352	95513	ACCOUNTS_P AYABLE	6/15/2023	MENARDS	10810	RECONCILED	6/26/2023		\$ 707.91
43321	95514	ACCOUNTS_P AYABLE	6/15/2023	MICHAEL & REBEKAH SUBIT	13788	RECONCILED	6/27/2023		538.55
43315	95515	ACCOUNTS_P AYABLE	6/15/2023	MID-OHIO ED. SERVICE CENTER	69	RECONCILED	6/20/2023		3,295.68
43374	95516	ACCOUNTS_P AYABLE	6/15/2023	MIKE SCHUSTER	9836	RECONCILED	6/21/2023		219.00
43316	95517	ACCOUNTS_P AYABLE	6/15/2023	MINUTEMAN PRESS	10766	RECONCILED	6/20/2023		1,122.05
43325	95518	ACCOUNTS_P AYABLE	6/15/2023	MVD SPORTS	6482	RECONCILED	6/22/2023		1,755.00
43322	95519	ACCOUNTS_P AYABLE	6/15/2023	NANCY MATHIEU	13657	RECONCILED	6/27/2023		538.55
43369	95520	ACCOUNTS_P AYABLE	6/15/2023	NANCY YAMOUT	13846	RECONCILED	6/22/2023		702.00
43312	95521	ACCOUNTS_P AYABLE	6/15/2023	NEOLA, INC	13432	RECONCILED	6/22/2023		1,295.00
43320	95522	ACCOUNTS_P AYABLE	6/15/2023	NICOLE STEWART- MODIC	13791	RECONCILED	6/26/2023		538.55
43372	95523	ACCOUNTS_P AYABLE	6/15/2023	NORTHERN STAR THERAPY	13834	RECONCILED	6/20/2023		2,968.65
43386	95524	ACCOUNTS_P AYABLE	6/15/2023	O.E. MEYER COMPANY	10829	RECONCILED	6/27/2023		16.82
43309	95525	ACCOUNTS_P AYABLE	6/15/2023	PALADIN PROTECTIVE SYSTEMS, INC	13857	RECONCILED	6/21/2023		83,587.19
43339	95526	ACCOUNTS_P AYABLE	6/15/2023	PATRICK CANNON	6571	OUTSTANDIN G			79.98
43389	95527	ACCOUNTS_P AYABLE	6/15/2023	RACHEL SMITH	8026	RECONCILED	6/29/2023		84.12
43317	95528	ACCOUNTS_P AYABLE	6/15/2023	REBECCA BIGLEY	6615	RECONCILED	6/26/2023		149.86
43310	95529	ACCOUNTS_P AYABLE	6/15/2023	RUMPKE	11508	RECONCILED	6/26/2023		1,902.33
43361	95530	ACCOUNTS_P AYABLE	6/15/2023	RYAN & HILLARY FRY	13210	OUTSTANDIN G			1,077.10
43381	95531	ACCOUNTS_P AYABLE	6/15/2023	SARAH LYNN SMITH	13790	RECONCILED	6/26/2023		538.55
43382	95532	ACCOUNTS_P AYABLE	6/15/2023	SC STRATEGIC SOLUTIONS LLC	12178	RECONCILED	6/22/2023		119.70
43318	95533	ACCOUNTS_P AYABLE	6/15/2023	SCHOOL SPECIALTY	6538	RECONCILED	6/26/2023		81.32
43340	95534	ACCOUNTS_P AYABLE	6/15/2023	SCOTT HAMILTON	8891	RECONCILED	6/29/2023		12.95
43330	95535	ACCOUNTS_P AYABLE	6/15/2023	SPECIALIZED EDUCATION OF OHIO, INC	13693	RECONCILED	6/22/2023		3,839.10
43380	95536	ACCOUNTS_P AYABLE	6/15/2023	STACY DAVIS	7512	RECONCILED	6/29/2023		190.00
43359	95537	ACCOUNTS_P AYABLE	6/15/2023	STEPHANIE BLACKSTON E	7728	OUTSTANDIN G			31.25
43335	95538	ACCOUNTS_P AYABLE	6/15/2023	STOODT'S FRESH MARKET	13591	RECONCILED	6/26/2023		176.40
43329	95539	ACCOUNTS_P AYABLE	6/15/2023	THE HONORS	10979	RECONCILED	6/22/2023		281.00

Start Date: 6/1/2023

End Date: 6/30/2023

## LEXINGTON LOCAL SCHOOLS Disbursement Summary Report

Reference Number	Check Number	Type	Date	Name	Vendor #	Status	Reconcile Date	Void Date	Amount
43314	95540	ACCOUNTS_P AYABLE	6/15/2023	PROGRAM TRACEY PINKELMAN	10653	RECONCILED	6/27/2023		\$ 605.49
43378	95541	ACCOUNTS_P AYABLE	6/15/2023	TREASURER STATE OF OHIO	5996	RECONCILED	6/21/2023		290.00
43367	95542	ACCOUNTS_P AYABLE	6/15/2023	TREASURER, STATE OF OHIO	9906	RECONCILED	6/28/2023		50.50
43308	95543	ACCOUNTS_P AYABLE	6/15/2023	TRUCK SALES & SERVICE, INC.	8892	RECONCILED	6/22/2023		2,606.85
43305	95544	ACCOUNTS_P AYABLE	6/15/2023	VASU COMMUNICA TIONS, INC.	3309	RECONCILED	6/21/2023		18,405.24
43354	95545	ACCOUNTS_P AYABLE	6/15/2023	WILSON, LINDA K	13640	RECONCILED	6/26/2023		100.00
43392	95546	ACCOUNTS_P AYABLE	6/21/2023	SCHOOL SPECIALTY	6538	RECONCILED	6/30/2023		493.70
43394	95547	ACCOUNTS_P AYABLE	6/21/2023	AMAZON CAPITAL SERVICES	13575	RECONCILED	6/28/2023		303.48
43395	95548	ACCOUNTS_P AYABLE	6/21/2023	ANDY J. LITTLE	7196	OUTSTANDIN G			350.00
43410	95549	ACCOUNTS_P AYABLE	6/21/2023	ASHLAND UNIVERSITY	2793	OUTSTANDIN G			1,000.42
43401	95550	ACCOUNTS_P AYABLE	6/21/2023	BRIDGEWAY ACADEMY	11513	RECONCILED	6/29/2023		510.00
43415	95551	ACCOUNTS_P AYABLE	6/21/2023	BRIDGEWAY THERAPY CENTER	13818	RECONCILED	6/29/2023		90.00
43408	95552	ACCOUNTS_P AYABLE	6/21/2023	CDW-G GOVERNMEN T, INC.	7886	OUTSTANDIN G			4,320.00
43406	95553	ACCOUNTS_P AYABLE	6/21/2023	CHRISTOPHE R GLENNON	13459	RECONCILED	6/26/2023		350.00
43396	95554	ACCOUNTS_P AYABLE	6/21/2023	COLE DISTRIBUTIN G	9752	RECONCILED	6/26/2023		4,656.19
43414	95555	ACCOUNTS_P AYABLE	6/21/2023	CULLIGAN QUALITY WATER	610	RECONCILED	6/27/2023		41.00
43407	95556	ACCOUNTS_P AYABLE	6/21/2023	ELIZABETH A. RIEGEL	10733	RECONCILED	6/28/2023		150.00
43403	95557	ACCOUNTS_P AYABLE	6/21/2023	GALION COMMUNITY HOSPITAL	12104	RECONCILED	6/26/2023		520.00
43399	95558	ACCOUNTS_P AYABLE	6/21/2023	GIONINO'S PIZZERIA	9153	RECONCILED	6/26/2023		84.70
43404	95559	ACCOUNTS_P AYABLE	6/21/2023	ITsavvy	10601	RECONCILED	6/28/2023		5,761.80
43411	95560	ACCOUNTS_P AYABLE	6/21/2023	JASON WHITESEL	11356	OUTSTANDIN G			87.00
43405	95561	ACCOUNTS_P AYABLE	6/21/2023	JENNIFER LAW	9606	OUTSTANDIN G			89.07
43398	95562	ACCOUNTS_P AYABLE	6/21/2023	KELL ACE HARDWARE	8329	OUTSTANDIN G			218.29
43413	95563	ACCOUNTS_P AYABLE	6/21/2023	LIBERTY LAWN CARE & LANDSCAPIN G INC	13646	OUTSTANDIN G			162.00
43400	95564	ACCOUNTS_P AYABLE	6/21/2023	OASBO	5406	RECONCILED	6/27/2023		789.00
43397	95565	ACCOUNTS_P	6/21/2023	RENHILL	10075	RECONCILED	6/27/2023		13,748.38

Start Date: 6/1/2023

End Date: 6/30/2023

## LEXINGTON LOCAL SCHOOLS

### Disbursement Summary Report

Reference Number	Check Number	Type	Date	Name	Vendor #	Status	Reconcile Date	Void Date	Amount
43409	95566	AYABLE ACCOUNTS_P AYABLE	6/21/2023	GROUP, INC. RICHLAND CO. JUVENILE COURT	6082	RECONCILED	6/27/2023		\$ 180.00
43412	95567	AYABLE ACCOUNTS_P	6/21/2023	SCHOOL SPECIALTY	6538	RECONCILED	6/30/2023		30.24
43393	95568	AYABLE ACCOUNTS_P	6/21/2023	SMITHFOOD S, INC	11797	RECONCILED	6/27/2023		5,679.86
43402	95569	AYABLE ACCOUNTS_P	6/21/2023	WINDOW ENERGY FILM, INC	13817	RECONCILED	6/28/2023		4,497.00
43423	95570	REFUND	6/22/2023	DEL ADISON	13982	OUTSTANDIN G			942.47
43424	95571	AYABLE ACCOUNTS_P	6/22/2023	DEL ADISON	13982	OUTSTANDIN G			792.31
43430	95572	AYABLE ACCOUNTS_P	6/23/2023	AMAZON CAPITAL SERVICES	13575	OUTSTANDIN G			53.57
43445	95573	AYABLE ACCOUNTS_P	6/23/2023	BENJAMIN BALL	9588	OUTSTANDIN G			58.30
43427	95574	AYABLE ACCOUNTS_P	6/23/2023	CBIZ BENEFITS & INSURANCE	8780	RECONCILED	6/30/2023		2,750.00
43428	95575	AYABLE ACCOUNTS_P	6/23/2023	CDW-G GOVERNMEN T, INC.	7886	OUTSTANDIN G			4,158.13
43440	95576	AYABLE ACCOUNTS_P	6/23/2023	CHARLES RITTER CO.	907	RECONCILED	6/30/2023		206.08
43441	95577	AYABLE ACCOUNTS_P	6/23/2023	CONNIE BROWN	11927	OUTSTANDIN G			2,000.00
43458	95578	AYABLE ACCOUNTS_P	6/23/2023	DAVID A. BOND	8715	OUTSTANDIN G			178.82
43436	95579	AYABLE ACCOUNTS_P	6/23/2023	DELL MARKETING L.P.	7777	RECONCILED	6/30/2023		4,173.96
43451	95580	AYABLE ACCOUNTS_P	6/23/2023	DENNIS A. MARIKIS, PH.D.	11165	OUTSTANDIN G			2,500.00
43446	95581	AYABLE ACCOUNTS_P	6/23/2023	ELIZABETH A. RIEGEL	10733	OUTSTANDIN G			150.00
43452	95582	AYABLE ACCOUNTS_P	6/23/2023	ELUMA, LLC	13844	OUTSTANDIN G			7,064.05
43433	95583	AYABLE ACCOUNTS_P	6/23/2023	HEATHER KAPUSTAR	13015	OUTSTANDIN G			16.00
43425	95584	AYABLE ACCOUNTS_P	6/23/2023	JAMES MASI	13685	RECONCILED	6/28/2023		350.72
43431	95585	AYABLE ACCOUNTS_P	6/23/2023	JANICE SWETLIC	11664	OUTSTANDIN G			100.00
43454	95586	AYABLE ACCOUNTS_P	6/23/2023	JENI HOUSTON	8191	RECONCILED	6/29/2023		28.95
43456	95587	AYABLE ACCOUNTS_P	6/23/2023	JOHNNY JOHNSON SPORTS	3326	OUTSTANDIN G			224.00
43435	95588	AYABLE ACCOUNTS_P	6/23/2023	JONES RENTAL, INC.	10739	OUTSTANDIN G			508.00
43450	95589	AYABLE ACCOUNTS_P	6/23/2023	KELL ACE HARDWARE	8329	OUTSTANDIN G			32.04
43437	95590	AYABLE ACCOUNTS_P	6/23/2023	KROGER COMPANY	5498	OUTSTANDIN G			78.04
43438	95591	AYABLE ACCOUNTS_P	6/23/2023	LAKESHORE LEARNING MATERIALS	2609	OUTSTANDIN G			75.00
43426	95592	AYABLE ACCOUNTS_P	6/23/2023	LANGUAGE TESTING	13698	OUTSTANDIN G			116.50

Start Date: 6/1/2023

End Date: 6/30/2023

## LEXINGTON LOCAL SCHOOLS Disbursement Summary Report

Reference Number	Check Number	Type	Date	Name	Vendor #	Status	Reconcile Date	Void Date	Amount
				INTERNATIO NAL					
43449	95593	ACCOUNTS_P AYABLE	6/23/2023	LEX LANES	7583	OUTSTANDIN G			\$ 1,020.00
43448	95594	ACCOUNTS_P AYABLE	6/23/2023	LIZ SAVKA	12167	OUTSTANDIN G			22.05
43443	95595	ACCOUNTS_P AYABLE	6/23/2023	METRONOM E MUSIC STORE	740	OUTSTANDIN G			5,846.00
43447	95596	ACCOUNTS_P AYABLE	6/23/2023	MT VERNON NAZARENE UNIVERSITY	13590	RECONCILED	6/29/2023		77.70
43459	95597	ACCOUNTS_P AYABLE	6/23/2023	MVD SPORTS	6482	RECONCILED	6/30/2023		199.80
43453	95598	ACCOUNTS_P AYABLE	6/23/2023	NEOnet	13973	OUTSTANDIN G			11,600.00
43455	95599	ACCOUNTS_P AYABLE	6/23/2023	OHIO.NET INTERNET PROVIDERS	13038	RECONCILED	6/30/2023		471.17
43457	95600	ACCOUNTS_P AYABLE	6/23/2023	SCHOLASTIC BOOK FAIRS	1785	OUTSTANDIN G			3,688.23
43442	95601	ACCOUNTS_P AYABLE	6/23/2023	STACY DAVIS	7512	OUTSTANDIN G			542.00
43439	95602	ACCOUNTS_P AYABLE	6/23/2023	STEALTH PARTNER GROUP	13604	RECONCILED	6/30/2023		46,216.00
43432	95603	ACCOUNTS_P AYABLE	6/23/2023	SUSANNE GALBRAITH	13983	OUTSTANDIN G			25.00
43434	95604	ACCOUNTS_P AYABLE	6/23/2023	THE ESKEN GROUP, LLC	13446	OUTSTANDIN G			530.00
43444	95605	ACCOUNTS_P AYABLE	6/23/2023	TODD SCHEIBER	11815	OUTSTANDIN G			184.71
43429	95606	ACCOUNTS_P AYABLE	6/23/2023	VERIZON WIRELESS	7415	OUTSTANDIN G			628.94
43465	95607	ACCOUNTS_P AYABLE	6/26/2023	LEXINGTON ATHLETIC DEPT.	3520	OUTSTANDIN G			425.00
43464	95608	ACCOUNTS_P AYABLE	6/26/2023	GRADY ENTERPRISE S, INC.	9664	OUTSTANDIN G			1,208.83
43480	95609	ACCOUNTS_P AYABLE	6/28/2023	ALLIED SUPPLY CO, INC	11862	OUTSTANDIN G			22.59
43489	95610	ACCOUNTS_P AYABLE	6/28/2023	AMAZON CAPITAL SERVICES	13575	OUTSTANDIN G			1,172.09
43486	95611	ACCOUNTS_P AYABLE	6/28/2023	AMERICAN ELECTRIC POWER	701	OUTSTANDIN G			23,933.91
43503	95612	ACCOUNTS_P AYABLE	6/28/2023	BRICKER GRAYDON LLP	10997	OUTSTANDIN G			4,032.00
43478	95613	ACCOUNTS_P AYABLE	6/28/2023	CAPITAL ONE	3469	OUTSTANDIN G			647.81
43468	95614	ACCOUNTS_P AYABLE	6/28/2023	CARDINAL RENTAL & SALES, LTD	8777	OUTSTANDIN G			1,046.86
43499	95615	ACCOUNTS_P AYABLE	6/28/2023	CHERYL LONGNECKE R	1263	OUTSTANDIN G			308.43
43471	95616	ACCOUNTS_P AYABLE	6/28/2023	COLE DISTRIBUTIN G	9752	OUTSTANDIN G			3,130.95
43472	95617	ACCOUNTS_P AYABLE	6/28/2023	COLUMBIA GAS	11662	OUTSTANDIN G			3,019.47
43488	95618	ACCOUNTS_P	6/28/2023	DIRECT	11543	OUTSTANDIN			3,173.70

Start Date: 6/1/2023

End Date: 6/30/2023

## LEXINGTON LOCAL SCHOOLS Disbursement Summary Report

Reference Number	Check Number	Type	Date	Name	Vendor #	Status	Reconcile Date	Void Date	Amount
		AYABLE		ENERGY BUSINESS		G			
43475	95619	ACCOUNTS_P AYABLE	6/28/2023	EDGE DOCUMENT SOLUTIONS, LLC	9453	OUTSTANDIN G			\$ 455.80
43474	95620	ACCOUNTS_P AYABLE	6/28/2023	EJ THERAPY INC	13137	OUTSTANDIN G			60,067.51
43487	95621	ACCOUNTS_P AYABLE	6/28/2023	ELIZABETH A. RIEGEL	10733	OUTSTANDIN G			250.00
43493	95622	ACCOUNTS_P AYABLE	6/28/2023	EQUIPARTS	11070	OUTSTANDIN G			2,530.75
43502	95623	ACCOUNTS_P AYABLE	6/28/2023	GIONINO'S PIZZERIA	9153	OUTSTANDIN G			73.68
43497	95624	ACCOUNTS_P AYABLE	6/28/2023	GRAINGER	5843	OUTSTANDIN G			376.08
43483	95625	ACCOUNTS_P AYABLE	6/28/2023	JOSTENS	10830	OUTSTANDIN G			14.40
43501	95626	ACCOUNTS_P AYABLE	6/28/2023	KELL ACE HARDWARE	8329	OUTSTANDIN G			24.95
43495	95627	ACCOUNTS_P AYABLE	6/28/2023	KELLI CATANESE	13368	OUTSTANDIN G			19.98
43496	95628	ACCOUNTS_P AYABLE	6/28/2023	LEXINGTON LOCAL SCHOOLS	3377	OUTSTANDIN G			16.25
43482	95629	ACCOUNTS_P AYABLE	6/28/2023	LOWE'S	5906	OUTSTANDIN G			125.87
43485	95630	ACCOUNTS_P AYABLE	6/28/2023	METRONOM E MUSIC STORE	740	OUTSTANDIN G			145.55
43476	95631	ACCOUNTS_P AYABLE	6/28/2023	MID-OHIO ED. SERVICE CENTER	69	OUTSTANDIN G			1,250.00
43469	95632	ACCOUNTS_P AYABLE	6/28/2023	OHIO HEALTH CONSORTIU M	10192	OUTSTANDIN G			275.00
43490	95633	ACCOUNTS_P AYABLE	6/28/2023	PIONEER MANUFACTU RING CO.	1020	OUTSTANDIN G			434.65
43467	95634	ACCOUNTS_P AYABLE	6/28/2023	PPG ARCHITECTU RAL FINISHES	7950	OUTSTANDIN G			700.98
43477	95635	ACCOUNTS_P AYABLE	6/28/2023	RENHILL GROUP, INC.	10075	OUTSTANDIN G			8,226.98
43484	95636	ACCOUNTS_P AYABLE	6/28/2023	SAM'S CLUB DIRECT	5566	OUTSTANDIN G			525.04
43473	95637	ACCOUNTS_P AYABLE	6/28/2023	SCHOLASTIC BOOK FAIRS	1785	OUTSTANDIN G			2,384.63
43481	95638	ACCOUNTS_P AYABLE	6/28/2023	SHARE CORPORATIO N	12061	OUTSTANDIN G			186.23
43492	95639	ACCOUNTS_P AYABLE	6/28/2023	SHERWIN-WILLIAMS CO.	741	OUTSTANDIN G			442.53
43491	95640	ACCOUNTS_P AYABLE	6/28/2023	SIESEL DISTRIBUTIN G	10297	OUTSTANDIN G			1,388.32
43470	95641	ACCOUNTS_P AYABLE	6/28/2023	SMETZ'S TIRE SERVICE CENTER	10453	OUTSTANDIN G			367.00
43498	95642	ACCOUNTS_P AYABLE	6/28/2023	THE REHAB CENTER	11246	OUTSTANDIN G			19,223.75
43494	95643	ACCOUNTS_P	6/28/2023	TRICIA VOLZ	11638	OUTSTANDIN			150.40

Start Date: 6/1/2023

End Date: 6/30/2023

## LEXINGTON LOCAL SCHOOLS Disbursement Summary Report

Reference Number	Check Number	Type	Date	Name	Vendor #	Status	Reconcile Date	Void Date	Amount
		AYABLE				G			
43479	95644	ACCOUNTS_P AYABLE	6/28/2023	TRUCKPRO HOLDING CORP	13887	OUTSTANDIN G			\$ 692.88
43500	95645	ACCOUNTS_P AYABLE	6/28/2023	ULINE, INC	13664	OUTSTANDIN G			933.89
43466	95646	ACCOUNTS_P AYABLE	6/28/2023	WAYNE'S COUNTRY MARKET	6368	OUTSTANDIN G			306.50
43506	95647	ACCOUNTS_P AYABLE	6/30/2023	POST MASTER	918	OUTSTANDIN G			1,664.84
43510	95648	ACCOUNTS_P AYABLE	6/30/2023	AUSTIN JAVUREK	10372	OUTSTANDIN G			159.91
43509	95649	ACCOUNTS_P AYABLE	6/30/2023	ELIZABETH A. RIEGEL	10733	OUTSTANDIN G			150.00
43507	95650	ACCOUNTS_P AYABLE	6/30/2023	MAYO NAKAJO	13839	OUTSTANDIN G			42.00
43508	95651	ACCOUNTS_P AYABLE	6/30/2023	SAM KESSLER	13928	OUTSTANDIN G			26.54
43512	95652	REFUND	6/30/2023	JENI REAMSNIDE R	11937	OUTSTANDIN G			20.00
43511	95653	REFUND	6/30/2023	JOHN & ANDIE TERRY	13866	OUTSTANDIN G			18.00
43513	95654	REFUND	6/30/2023	AMANDA HARRIS	13916	OUTSTANDIN G			30.00
43514	95655	REFUND	6/30/2023	BRIAN GALUZNY	13984	OUTSTANDIN G			1,000.00
43416	691983	ACCOUNTS_P AYABLE	6/21/2023	GORDON FOOD SERVICE	900652	RECONCILED	6/21/2023		20,510.79
43419	691984	ACCOUNTS_P AYABLE	6/21/2023	LEXINGTON SCHOOLS - PAYROLL	900934	RECONCILED	6/21/2023		18,751.20
43421	691985	ACCOUNTS_P AYABLE	6/21/2023	MEMO- S.E.R.S.	900997	RECONCILED	6/21/2023		51,632.85
43420	691986	ACCOUNTS_P AYABLE	6/21/2023	MEMO- S.T.R.S.	900998	RECONCILED	6/21/2023		135,016.37
43417	691987	PAYROLL	6/1/2023	LEXINGTON LOCAL SCHOOLS		RECONCILED	6/1/2023		627,249.70
43418	691988	PAYROLL	6/15/2023	LEXINGTON LOCAL SCHOOLS		RECONCILED	6/15/2023		755,967.24
43422	691989	ACCOUNTS_P AYABLE	6/22/2023	MEMO-MID OHIO ESC	900069	RECONCILED	6/22/2023		102,898.07
43461	691990	ACCOUNTS_P AYABLE	6/26/2023	ANTHEM BENEFIT SERVICES	900902	RECONCILED	6/26/2023		398,333.44
43463	691991	ACCOUNTS_P AYABLE	6/26/2023	LEXINGTON BOARD OF ED.	900994	VOID		6/30/2023	271.95
43460	691992	ACCOUNTS_P AYABLE	6/26/2023	MEMO- S.E.R.S.	900997	RECONCILED	6/26/2023		2,869.13
43462	691993	ACCOUNTS_P AYABLE	6/26/2023	MEMO- S.T.R.S.	900998	RECONCILED	6/26/2023		8,494.07
43504	691994	ACCOUNTS_P AYABLE	6/28/2023	GORDON FOOD SERVICE	900652	RECONCILED	6/28/2023		1,436.18
43505	691995	ACCOUNTS_P AYABLE	6/29/2023	LEXINGTON SCHOOLS - PAYROLL	900934	RECONCILED	6/29/2023		13.95
43515	691996	ACCOUNTS_P AYABLE	6/30/2023	LEXINGTON BOARD OF ED.	900994	RECONCILED	6/30/2023		251.93



**Grand Total**

**2,582,298.31** \$

Reporting Period: June 2023 (FY 2023)

7/10/23 9:34 AM

Start Date: 6/01/2023

End Date: 6/30/2023

## LEXINGTON LOCAL SCHOOLS Receipts Ledger Report

Receipt #	Line #	Date	Type	Description	Full Account Code	Amount
<b>Fund: 001</b>						
<b>Receipt: 1211</b>						
78026	1	6/6/2023	RC	Preschool tuition	001-1211-0000-000000-500	\$ 200.00
78052	1	6/23/2023	RC	Tuition	001-1211-0000-000000-000	1,376.72
						<b>\$ 1,576.72</b>
<b>Receipt: 1410</b>						
78066	1	6/30/2023	RC	Richland Bank Interest	001-1410-0000-000000-000	27,794.90
						<b>\$ 27,794.90</b>
<b>Receipt: 1740</b>						
78011	2	6/2/2023	RC	Eastern school fees	001-1740-0000-000000-300	112.00
78016	1	6/2/2023	RC	School fees	001-1740-0000-000000-200	36.00
78017	1	6/5/2023	RC	School fees	001-1740-0000-000000-100	227.00
78018	1	6/5/2023	RC	Summer PE	001-1740-0000-080999-100	200.00
78018	2	6/5/2023	RC	Summer School Fees	001-1740-0000-000000-100	4,200.00
78019	2	6/5/2023	RC	Eastern School Fees	001-1740-0000-000000-300	84.00
78022	2	6/6/2023	RC	Eastern school fees	001-1740-0000-000000-300	56.00
78027	2	6/6/2023	RC	Western school fees	001-1740-0000-000000-500	192.00
78032	2	6/7/2023	RC	Central school fees	001-1740-0000-000000-400	24.00
78033	2	6/7/2023	RC	Central school fees	001-1740-0000-000000-400	24.00
78037	1	6/9/2023	RC	School fees	001-1740-0000-000000-200	12.00
78039	1	6/13/2023	RC	Summer school fees	001-1740-0000-000000-100	840.00
78042	2	6/15/2023	RC	Eastern school fees	001-1740-0000-000000-300	56.00
78043	1	6/16/2023	RC	Summer school fees	001-1740-0000-000000-100	210.00
78048	1	6/21/2023	RC	Summer PE	001-1740-0000-080999-100	100.00
78048	2	6/21/2023	RC	Summer School Fees	001-1740-0000-000000-100	210.00
78065	1	6/30/2023	RC	HS Fees - Pay For It	001-1740-0000-000000-100	935.85
78065	2	6/30/2023	RC	Central Fees - Pay For It	001-1740-0000-000000-400	90.00
78065	3	6/30/2023	RC	Jr High Fees - Pay For It	001-1740-0000-000000-200	0.00
78065	4	6/30/2023	RC	Eastern Fees - Pay For It	001-1740-0000-000000-300	120.00
78065	5	6/30/2023	RC	Western Fees - Pay For It	001-1740-0000-000000-500	90.00
						<b>\$ 7,818.85</b>
<b>Receipt: 1890</b>						
78008	1	6/5/2023	RC	BWC Refund	001-1890-0000-000000-000	6,482.00
78008	4	6/5/2023	RC	Educational & Institutional Cooperative Services Refund	001-1890-0000-000000-000	19.71
78044	1	6/16/2023	RC	Statehouse Donation - Central	001-1890-0000-000000-000	300.00
78062	2	6/30/2023	RC	Mid-Ohio ESC Refund	001-1890-0000-000000-000	114.05
78062	3	6/30/2023	RC	Village of Lexington Sewer Refund	001-1890-0000-000000-000	1,597.17
						<b>\$ 8,512.93</b>
<b>Receipt: 3110</b>						

Reporting Period: June 2023 (FY 2023)

7/10/23 9:34 AM

Start Date: 6/01/2023

End Date: 6/30/2023

## LEXINGTON LOCAL SCHOOLS Receipts Ledger Report

Receipt #	Line #	Date	Type	Description	Full Account Code	Amount
78007	1	6/2/2023	RC	Base Cost	001-3110-0000-000000-000	\$ 243,497.85
78007	3	6/2/2023	RC	Targeted Assistance	001-3110-0000-000000-000	40,052.62
78007	4	6/2/2023	RC	Special Education Funding	001-3110-0000-000000-000	36,957.28
78007	8	6/2/2023	RC	Supplement Targeted Assistance	001-3110-0000-000000-000	0.00
78007	9	6/2/2023	RC	Temporary Transitional Aid Guarantee	001-3110-0000-000000-000	0.00
78007	11	6/2/2023	RC	Transportation	001-3110-0000-000000-000	24,018.60
78007	12	6/2/2023	RC	Formula Transition Supplement	001-3110-0000-000000-000	0.00
78007	13	6/2/2023	RC	Preschool Special Educ Funding	001-3110-0000-000000-000	7,135.34
78007	14	6/2/2023	RC	Special Educ Transportation	001-3110-0000-000000-000	2,640.18
78046	1	6/16/2023	RC	Base Cost	001-3110-0000-000000-000	241,620.32
78046	3	6/16/2023	RC	Targeted Assistance	001-3110-0000-000000-000	37,339.78
78046	4	6/16/2023	RC	Special Education Funding	001-3110-0000-000000-000	33,395.44
78046	8	6/16/2023	RC	Supplement Targeted Assistance	001-3110-0000-000000-000	0.00
78046	9	6/16/2023	RC	Temporary Transitional Aid Guarantee	001-3110-0000-000000-000	0.00
78046	11	6/16/2023	RC	Transportation	001-3110-0000-000000-000	24,018.59
78046	12	6/16/2023	RC	Formula Transition Supplement	001-3110-0000-000000-000	0.00
78046	13	6/16/2023	RC	Preschool Special Educ Funding	001-3110-0000-000000-000	10,032.76
78046	14	6/16/2023	RC	Special Educ Transportation	001-3110-0000-000000-000	2,640.17
78046	21	6/16/2023	RC	JV71 Community School FTE Review	001-3110-0000-000000-000	1,710.67
						<b>\$ 705,059.60</b>
<b>Receipt:</b>	<b>3131</b>					
78023	1	6/7/2023	RC	RB for Real Estate - Richland	001-3131-0000-000000-000	338,275.70
78023	2	6/7/2023	RC	RB for Emergency Levy - Richla	001-3131-0000-000000-000	214,745.84
78023	9	6/7/2023	RC	2 1/2 HMRB Real Est-Richland	001-3131-0000-000000-000	68,097.60
78023	10	6/7/2023	RC	2 1/2 HMRB Emerg Levy-Richland	001-3131-0000-000000-000	43,228.72
						<b>\$ 664,347.86</b>
<b>Receipt:</b>	<b>3132</b>					
78023	4	6/7/2023	RC	Homestead Real Est - Richland	001-3132-0000-000000-000	99,153.90
78023	5	6/7/2023	RC	Homestead Emerg Levy-Richland	001-3132-0000-000000-000	62,945.37
						<b>\$ 162,099.27</b>
<b>Receipt:</b>	<b>3211</b>					
78007	5	6/2/2023	RC	Economic Disadvantaged Funding	001-3211-0000-000000-000	1,996.30
78046	5	6/16/2023	RC	Economic Disadvantaged Funding	001-3211-0000-000000-000	2,046.69
						<b>\$ 4,042.99</b>
<b>Receipt:</b>	<b>3215</b>					
78007	10	6/2/2023	RC	Career Tech Education Funding	001-3215-0000-000000-000	17.14
78046	10	6/16/2023	RC	Career Tech Education Funding	001-3215-0000-000000-000	17.14
						<b>\$ 34.28</b>
<b>Receipt:</b>	<b>3216</b>					
78007	7	6/2/2023	RC	Gifted Education Funding	001-3216-0000-000000-000	5,203.58

Reporting Period: June 2023 (FY 2023)

7/10/23 9:34 AM

Start Date: 6/01/2023

End Date: 6/30/2023

**LEXINGTON LOCAL SCHOOLS**  
**Receipts Ledger Report**

Receipt #	Line #	Date	Type	Description	Full Account Code	Amount	
	78046	7	6/16/2023	RC	Gifted Education Funding	001-3216-0000-000000-000	\$ 5,295.27
<b>Receipt:</b>	<b>3217</b>					<b>\$ 10,498.85</b>	
	78007	6	6/2/2023	RC	English Learners Funding	001-3217-0000-000000-000	148.39
	78046	6	6/16/2023	RC	English Learners Funding	001-3217-0000-000000-000	96.09
<b>Receipt:</b>	<b>3218</b>					<b>\$ 244.48</b>	
	78007	2	6/2/2023	RC	Base Cost - Student Wellness and Success	001-3218-0000-000000-000	12,512.37
	78046	2	6/16/2023	RC	Base Cost - Student Wellness and Success	001-3218-0000-000000-000	12,415.88
<b>Receipt:</b>	<b>3219</b>					<b>\$ 24,928.25</b>	
	78045	1	6/14/2023	RC	Catastrophic Sp Ed Pymt	001-3219-0000-000000-000	74,598.13
<b>Receipt:</b>	<b>3300</b>					<b>\$ 74,598.13</b>	
	78064	1	6/30/2023	RC	MEDICAID Recd - 6/2	001-3300-0000-000000-000	5,134.42
	78064	2	6/30/2023	RC	MEDICAID Recd - 6/8	001-3300-0000-000000-000	177.50
	78064	3	6/30/2023	RC	MEDICAID Recd - 6/23	001-3300-0000-000000-000	650.12
<b>Fund:</b>	<b>002</b>					<b>\$ 5,962.04</b>	
<b>Receipt:</b>	<b>3132</b>					<b>\$ 1,697,519.15</b>	
	78023	6	6/7/2023	RC	Homestead for Bond Ret- Richla	002-3132-0000-000000-000	40,146.26
<b>Fund:</b>	<b>003</b>					<b>\$ 40,146.26</b>	
<b>Receipt:</b>	<b>3131</b>					<b>\$ 40,146.26</b>	
	78023	3	6/7/2023	RC	RB for PI Levy - Richland	003-3131-0000-000000-000	26,979.74
	78023	11	6/7/2023	RC	2 1/2 HMRB PI Levy-Richland	003-3131-0000-000000-000	5,431.78
<b>Receipt:</b>	<b>3132</b>					<b>\$ 32,411.52</b>	
	78023	7	6/7/2023	RC	Homestead for PI Levy-Richland	003-3132-0000-000000-000	7,908.18
<b>Fund:</b>	<b>004</b>					<b>\$ 7,908.18</b>	
<b>Receipt:</b>	<b>1410</b>					<b>\$ 40,319.70</b>	
	78066	6	6/30/2023	RC	LFI Fund	004-1410-0000-000000-000	1,622.45
<b>Fund:</b>	<b>006</b>					<b>\$ 1,622.45</b>	
<b>Receipt:</b>	<b>1410</b>					<b>\$ 1,622.45</b>	

Reporting Period: June 2023 (FY 2023)

7/10/23 9:34 AM

Start Date: 6/01/2023

End Date: 6/30/2023

## LEXINGTON LOCAL SCHOOLS Receipts Ledger Report

Receipt #	Line #	Date	Type	Description	Full Account Code	Amount	
	78066	4	6/30/2023	RC	Richland Bank Interest	006-1410-0000-000000-000	\$ 916.97
<b>Receipt:</b>	<b>1511</b>					<b>\$ 916.97</b>	
	78036	21	6/5/2023	RC	HS/JH Breakfast	006-1511-0000-000000-100	131.70
	78036	22	6/5/2023	RC	Eastern Breakfast	006-1511-0000-000000-300	15.30
	78036	23	6/5/2023	RC	Central Breakfast	006-1511-0000-000000-400	53.40
	78036	24	6/5/2023	RC	Western Breakfast	006-1511-0000-000000-500	17.50
<b>Receipt:</b>	<b>1512</b>					<b>\$ 217.90</b>	
	78036	1	6/5/2023	RC	HS/JH Stu. Type A	006-1512-0000-000000-100	2,134.55
	78036	5	6/5/2023	RC	HS/JH ROA Stu. Type A	006-1512-0000-000000-100	(2,593.80)
	78036	6	6/5/2023	RC	Eastern Stu. Type A	006-1512-0000-000000-300	1,134.60
	78036	10	6/5/2023	RC	Eastern ROA Stu. Type A	006-1512-0000-000000-300	(1,035.05)
	78036	11	6/5/2023	RC	Central Stu. Type A	006-1512-0000-000000-400	933.40
	78036	15	6/5/2023	RC	Central ROA Stu. Type A	006-1512-0000-000000-400	(900.74)
	78036	16	6/5/2023	RC	Western Stu. Type A	006-1512-0000-000000-500	735.20
	78036	20	6/5/2023	RC	Western ROA Stu. Type A	006-1512-0000-000000-500	(557.55)
	78065	6	6/30/2023	RC	HS/JH Lunch - Pay For It	006-1512-0000-000000-100	1,082.95
	78065	7	6/30/2023	RC	Jr High Lunch - Pay For It	006-1512-0000-000000-200	0.00
	78065	8	6/30/2023	RC	Eastern Lunch - Pay For It	006-1512-0000-000000-300	474.90
	78065	9	6/30/2023	RC	Central Lunch - Pay For It	006-1512-0000-000000-400	445.92
	78065	10	6/30/2023	RC	Western Lunch - Pay For It	006-1512-0000-000000-500	300.50
<b>Receipt:</b>	<b>1513</b>					<b>\$ 2,154.88</b>	
	78036	3	6/5/2023	RC	HS/JH Stu. ALa Carte	006-1513-0000-000000-100	1,099.00
	78036	8	6/5/2023	RC	Eastern Stu. Ala Carte	006-1513-0000-000000-300	63.50
	78036	13	6/5/2023	RC	Central Stu. Ala Carte	006-1513-0000-000000-400	12.25
	78036	18	6/5/2023	RC	Western Stu. Ala Carte	006-1513-0000-000000-500	11.75
<b>Receipt:</b>	<b>1514</b>					<b>\$ 1,186.50</b>	
	78036	2	6/5/2023	RC	HS/JH Stu. Milk	006-1514-0000-000000-100	15.00
	78036	7	6/5/2023	RC	Eastern Stu. Milk	006-1514-0000-000000-300	5.50
	78036	12	6/5/2023	RC	Central Stu. Milk	006-1514-0000-000000-400	7.50
	78036	17	6/5/2023	RC	Western Stu. Milk	006-1514-0000-000000-500	4.00
<b>Receipt:</b>	<b>1523</b>					<b>\$ 32.00</b>	
	78036	4	6/5/2023	RC	HS/JH Adult Ala Carte	006-1523-0000-000000-100	130.75
	78036	9	6/5/2023	RC	Eastern Adult Ala Carte	006-1523-0000-000000-300	3.50
	78036	14	6/5/2023	RC	Central Adult Ala Carte	006-1523-0000-000000-400	2.25
	78036	19	6/5/2023	RC	Western Adult Ala Carte	006-1523-0000-000000-500	1.50

Reporting Period: June 2023 (FY 2023)

7/10/23 9:34 AM

Start Date: 6/01/2023

End Date: 6/30/2023

**LEXINGTON LOCAL SCHOOLS**  
**Receipts Ledger Report**

Receipt #	Line #	Date	Type	Description	Full Account Code	Amount	
						<b>\$ 138.00</b>	
<b>Receipt:</b>	<b>1890</b>						
78063	1	6/30/2023	RC	Food Service Misc. Receipts	006-1890-0000-000000-000	\$ 1,504.09	
						<b>\$ 1,504.09</b>	
						<b>\$ 6,150.34</b>	
<b>Fund:</b>	<b>007</b>						
<b>Receipt:</b>	<b>1410</b>						
78066	5	6/30/2023	RC	Richland Bank Int - Minutemen	007-1410-9100-000000-000	318.64	
						<b>\$ 318.64</b>	
						<b>\$ 318.64</b>	
<b>Fund:</b>	<b>010</b>						
<b>Receipt:</b>	<b>1410</b>						
78066	7	6/30/2023	RC	Classroom Facilities Fund	010-1410-0000-000000-000	2,566.70	
						<b>\$ 2,566.70</b>	
						<b>\$ 2,566.70</b>	
<b>Fund:</b>	<b>018</b>						
<b>Receipt:</b>	<b>1620</b>						
78019	1	6/5/2023	RC	Eastern Yearbook Sales	018-1620-9300-000000-000	323.00	
						<b>\$ 323.00</b>	
<b>Receipt:</b>	<b>1630</b>						
78011	1	6/2/2023	RC	Eastern fees princ acct	018-1630-9300-000000-000	8.00	
78019	3	6/5/2023	RC	Eastern School Fees Princ Acct	018-1630-9300-000000-000	6.00	
78022	1	6/6/2023	RC	Eastern fees princ acct	018-1630-9300-000000-000	4.00	
78042	1	6/15/2023	RC	Eastern fees princ acct	018-1630-9300-000000-000	4.00	
78032	1	6/7/2023	RC	Central fees princ acct	018-1630-9400-000000-000	6.00	
78033	1	6/7/2023	RC	Central fees princ acct	018-1630-9400-000000-000	6.00	
78034	1	6/7/2023	RC	Kroger Check	018-1630-9400-000000-000	210.27	
78027	1	6/6/2023	RC	Western fees princ acct	018-1630-9500-000000-000	48.00	
						<b>\$ 292.27</b>	
<b>Receipt:</b>	<b>1690</b>						
78017	3	6/5/2023	RC	AP Exams	018-1690-9100-000000-000	279.00	
78048	3	6/21/2023	RC	Merchant Services Pymt	018-1690-9100-000000-000	15.00	
78037	2	6/9/2023	RC	Casual Friday	018-1690-9200-000000-000	86.00	
78010	1	6/2/2023	RC	6th gr bowling	018-1690-9300-000000-000	31.00	
						<b>\$ 411.00</b>	
<b>Receipt:</b>	<b>1820</b>						
78050	2	6/21/2023	RC	Kona Ice	018-1820-9200-000000-000	200.00	
78051	1	6/22/2023	RC	Kona Ice	018-1820-9300-000000-000	425.00	
						<b>\$ 625.00</b>	
<b>Receipt:</b>	<b>1890</b>						

Reporting Period: June 2023 (FY 2023)

7/10/23 9:34 AM

Start Date: 6/01/2023

End Date: 6/30/2023

## LEXINGTON LOCAL SCHOOLS Receipts Ledger Report

Receipt #	Line #	Date	Type	Description	Full Account Code	Amount
78029	1	6/7/2023	RC	Central Literacy Night	018-1890-9401-000000-000	\$ 133.20
78030	1	6/7/2023	RC	Central Literacy Night	018-1890-9401-000000-000	3.00
78031	1	6/7/2023	RC	Central Lost Library books	018-1890-9401-000000-000	19.00
78035	1	6/7/2023	RC	Central Literacy Night	018-1890-9401-000000-000	3.94
						<b>\$ 159.14</b>
						<b>\$ 1,810.41</b>
<b>Fund:</b>	<b>019</b>					
<b>Receipt:</b>	<b>1890</b>					
78044	2	6/16/2023	RC	PTO Recycling - Central	019-1890-9121-000000-000	9.65
78044	3	6/16/2023	RC	PTO Recycling - Eastern	019-1890-9122-000000-000	9.65
78044	4	6/16/2023	RC	PTO Recycling - Western	019-1890-9123-000000-000	9.66
						<b>\$ 28.96</b>
						<b>\$ 28.96</b>
<b>Fund:</b>	<b>024</b>					
<b>Receipt:</b>	<b>1410</b>					
78066	2	6/30/2023	RC	Richland Bank Int. 024	024-1410-0000-000000-000	1,195.33
						<b>\$ 1,195.33</b>
<b>Receipt:</b>	<b>1872</b>					
78067	1	6/21/2023	RC	Board's Premiums June	024-1872-0000-000000-000	398,333.44
78068	1	6/21/2023	RC	Employees' Premiums June	024-1872-0000-000000-000	73,010.52
78061	1	6/30/2023	RC	Insurance Premium - Duffey August	024-1872-0000-000000-000	403.74
						<b>\$ 471,747.70</b>
						<b>\$ 472,943.03</b>
<b>Fund:</b>	<b>034</b>					
<b>Receipt:</b>	<b>3132</b>					
78023	8	6/7/2023	RC	Homestead for PI (.5 Mill)-Ric	034-3132-0000-000000-000	2,122.29
						<b>\$ 2,122.29</b>
						<b>\$ 2,122.29</b>
<b>Fund:</b>	<b>200</b>					
<b>Receipt:</b>	<b>1620</b>					
78040	1	6/13/2023	RC	Drama club sales	200-1620-9102-000000-000	460.00
						<b>\$ 460.00</b>
<b>Receipt:</b>	<b>1690</b>					
78041	1	6/13/2023	RC	Yearbook ad sales	200-1690-9119-000000-000	250.00
78050	1	6/21/2023	RC	JH Informed Teens Recycling	200-1690-9612-000000-000	10.50
						<b>\$ 260.50</b>
<b>Receipt:</b>	<b>1820</b>					
78028	1	6/5/2023	RC	NHS Penny Wars	200-1820-9121-000000-000	332.45
						<b>\$ 332.45</b>
						<b>\$ 1,052.95</b>

Reporting Period: June 2023 (FY 2023)

7/10/23 9:34 AM

Start Date: 6/01/2023

End Date: 6/30/2023

**LEXINGTON LOCAL SCHOOLS**  
**Receipts Ledger Report**

Receipt #	Line #	Date	Type	Description	Full Account Code	Amount
<b>Fund:</b>		<b>300</b>				
<b>Receipt:</b>		<b>1690</b>				
78038	1	6/9/2023	RC	JH PBIS Funday	300-1690-9206-000000-000	\$ 340.00
78050	3	6/21/2023	RC	Kona Ice	300-1690-9206-000000-000	200.00
78020	1	6/6/2023	RC	Regional Track T-Shirt sales	300-1690-9600-000000-000	3,605.00
78021	1	6/6/2023	RC	Game One Fundraiser Rebate	300-1690-9600-000000-000	727.59
78021	2	6/6/2023	RC	Sale of Helmets - Crestview	300-1690-9600-000000-000	800.00
78049	1	6/21/2023	RC	OHSAA Regional Softball / Track / Police Reimb	300-1690-9600-000000-000	10,600.00
						<b>\$ 16,272.59</b>
						<b>\$ 16,272.59</b>
<b>Fund:</b>		<b>507</b>				
<b>Receipt:</b>		<b>4220</b>				
78024	1	6/8/2023	RC	ARP ESSER Revenue	507-4220-9022-000000-000	56,747.99
						<b>\$ 56,747.99</b>
						<b>\$ 56,747.99</b>
<b>Fund:</b>		<b>516</b>				
<b>Receipt:</b>		<b>4220</b>				
78012	1	6/6/2023	RC	IDEA-B Revenue	516-4220-9023-000000-000	14,197.38
						<b>\$ 14,197.38</b>
						<b>\$ 14,197.38</b>
<b>Fund:</b>		<b>572</b>				
<b>Receipt:</b>		<b>4220</b>				
78009	1	6/5/2023	RC	Title I Revenue	572-4220-9023-000000-000	13,586.92
						<b>\$ 13,586.92</b>
						<b>\$ 13,586.92</b>
<b>Fund:</b>		<b>587</b>				
<b>Receipt:</b>		<b>4220</b>				
78013	1	6/6/2023	RC	ARP ECSE Revenue	587-4220-9923-000000-000	6,034.35
						<b>\$ 6,034.35</b>
						<b>\$ 6,034.35</b>
<b>Grand Total</b>						<b>\$ 2,373,440.11</b>



Reporting Period: June 2023 (FY 2023)  
 As Of Period: 06/30/2023

7/10/23 9:33 AM

**LEXINGTON LOCAL SCHOOLS**  
**Revenue Account Summary**

Fund-SCC	Description	FYTDReceivable	FYTD Received	MTD Received	YTD Received
<b>SCC:</b>	<b>0000</b>				
001-0000	GENERAL FUND	\$ 23,986,204.23	\$ 24,404,761.85	\$ 1,697,519.15	\$ 13,231,999.36
		<b>\$ 23,986,204.23</b>	<b>\$ 24,404,761.85</b>	<b>\$ 1,697,519.15</b>	<b>\$ 13,231,999.36</b>
<b>SCC:</b>	<b>9412</b>				
001-9412	GENERAL BUDGET RESERVE SET- ASIDE-1%/BWC	0.00	0.00	0.00	0.00
		<b>\$ 0.00</b>	<b>\$ 0.00</b>	<b>\$ 0.00</b>	<b>\$ 0.00</b>
<b>SCC:</b>	<b>0000</b>				
002-0000	BOND RETIREMENT FUND	3,434,171.28	3,477,883.26	40,146.26	2,020,009.97
003-0000	PERMANENT IMPROVEMENT FUND	764,319.86	756,070.09	40,319.70	432,522.25
004-0000	LFI BUILDING FUND	10,409.13	34,475.68	1,622.45	10,226.73
006-0000	FOOD SERVICE FUND	1,185,721.35	902,564.58	6,150.34	563,886.19
		<b>\$ 5,394,621.62</b>	<b>\$ 5,170,993.61</b>	<b>\$ 88,238.75</b>	<b>\$ 3,026,645.14</b>
<b>SCC:</b>	<b>9100</b>				
007-9100	LEXINGTON MINUTEMEN ACADEMIC SCHOLARSHIP FUND	16,178.28	17,443.76	318.64	9,414.63
		<b>\$ 16,178.28</b>	<b>\$ 17,443.76</b>	<b>\$ 318.64</b>	<b>\$ 9,414.63</b>
<b>SCC:</b>	<b>9800</b>				
007-9800	TERRY McCAMMON SCHOLARSHIP FUND	0.00	0.00	0.00	0.00
		<b>\$ 0.00</b>	<b>\$ 0.00</b>	<b>\$ 0.00</b>	<b>\$ 0.00</b>
<b>SCC:</b>	<b>9801</b>				
007-9801	MINUTEMAN ALUMNI SCHOLARSHIP FUND	0.00	0.00	0.00	0.00
		<b>\$ 0.00</b>	<b>\$ 0.00</b>	<b>\$ 0.00</b>	<b>\$ 0.00</b>
<b>SCC:</b>	<b>9999</b>				
007-9999	LEXINGTON SCHOOLS TRUST FUND	0.00	0.00	0.00	0.00
		<b>\$ 0.00</b>	<b>\$ 0.00</b>	<b>\$ 0.00</b>	<b>\$ 0.00</b>
<b>SCC:</b>	<b>0000</b>				
010-0000	CLASSROOM FACILITIES CONSTRUCTION FUND	31,933.97	61,643.69	2,566.70	26,603.34
		<b>\$ 31,933.97</b>	<b>\$ 61,643.69</b>	<b>\$ 2,566.70</b>	<b>\$ 26,603.34</b>
<b>SCC:</b>	<b>9100</b>				
018-9100	HIGH SCHOOL PRINCIPAL'S FUND	6,186.93	6,613.67	294.00	4,020.65
		<b>\$ 6,186.93</b>	<b>\$ 6,613.67</b>	<b>\$ 294.00</b>	<b>\$ 4,020.65</b>
<b>SCC:</b>	<b>9101</b>				
018-9101	HIGH SCHOOL FLOWER FUND	393.00	0.00	0.00	0.00
		<b>\$ 393.00</b>	<b>\$ 0.00</b>	<b>\$ 0.00</b>	<b>\$ 0.00</b>
<b>SCC:</b>	<b>9200</b>				
018-9200	JUNIOR HIGH PRINCIPAL'S FUND	1,651.19	81.58	286.00	286.00
		<b>\$ 1,651.19</b>	<b>\$ 81.58</b>	<b>\$ 286.00</b>	<b>\$ 286.00</b>
<b>SCC:</b>	<b>9300</b>				

Reporting Period: June 2023 (FY 2023)  
 As Of Period: 06/30/2023

7/10/23 9:33 AM

**LEXINGTON LOCAL SCHOOLS**  
**Revenue Account Summary**

Fund-SCC	Description	FYTDReceivable	FYTD Received	MTD Received	YTD Received
018-9300	EASTERN PRINCIPAL'S FUND	\$ 6,148.68	\$ 8,496.87	\$ 801.00	\$ 3,689.95
		<b>\$ 6,148.68</b>	<b>\$ 8,496.87</b>	<b>\$ 801.00</b>	<b>\$ 3,689.95</b>
<b>SCC:</b>	<b>9301</b>				
018-9301	EASTERN ELEMENTARY BOOKFAIR/BOXTOPS FUND	5,070.13	4,721.10	0.00	4,721.10
		<b>\$ 5,070.13</b>	<b>\$ 4,721.10</b>	<b>\$ 0.00</b>	<b>\$ 4,721.10</b>
<b>SCC:</b>	<b>9302</b>				
018-9302	EASTERN ELEMENTARY MATH	0.00	0.00	0.00	0.00
		<b>\$ 0.00</b>	<b>\$ 0.00</b>	<b>\$ 0.00</b>	<b>\$ 0.00</b>
<b>SCC:</b>	<b>9303</b>				
018-9303	EASTERN RUN CLUB	1,075.00	1,060.00	0.00	0.00
		<b>\$ 1,075.00</b>	<b>\$ 1,060.00</b>	<b>\$ 0.00</b>	<b>\$ 0.00</b>
<b>SCC:</b>	<b>9400</b>				
018-9400	CENTRAL PRINCIPAL'S FUND	3,050.29	2,631.22	222.27	829.60
		<b>\$ 3,050.29</b>	<b>\$ 2,631.22</b>	<b>\$ 222.27</b>	<b>\$ 829.60</b>
<b>SCC:</b>	<b>9401</b>				
018-9401	CENTRAL ELEMENTARY BOOKFAIR FUND	4,030.04	5,763.24	159.14	2,650.77
		<b>\$ 4,030.04</b>	<b>\$ 5,763.24</b>	<b>\$ 159.14</b>	<b>\$ 2,650.77</b>
<b>SCC:</b>	<b>9402</b>				
018-9402	CENTRAL ELEMENTARY ART	0.00	0.00	0.00	0.00
		<b>\$ 0.00</b>	<b>\$ 0.00</b>	<b>\$ 0.00</b>	<b>\$ 0.00</b>
<b>SCC:</b>	<b>9500</b>				
018-9500	WESTERN PRINCIPAL'S FUND	3,507.65	4,619.70	48.00	1,702.91
		<b>\$ 3,507.65</b>	<b>\$ 4,619.70</b>	<b>\$ 48.00</b>	<b>\$ 1,702.91</b>
<b>SCC:</b>	<b>9501</b>				
018-9501	WESTERN ELEMENTARY BOOKFAIR/BOXTOPS FUND	4,438.42	4,296.06	0.00	4,271.06
		<b>\$ 4,438.42</b>	<b>\$ 4,296.06</b>	<b>\$ 0.00</b>	<b>\$ 4,271.06</b>
<b>SCC:</b>	<b>9502</b>				
018-9502	HIGH SCHOOL ACADEMIC BOOSTERS FUND	0.00	0.00	0.00	0.00
		<b>\$ 0.00</b>	<b>\$ 0.00</b>	<b>\$ 0.00</b>	<b>\$ 0.00</b>
<b>SCC:</b>	<b>9503</b>				
018-9503	WESTERN ELEMENTARY ART	0.00	0.00	0.00	0.00
		<b>\$ 0.00</b>	<b>\$ 0.00</b>	<b>\$ 0.00</b>	<b>\$ 0.00</b>
<b>SCC:</b>	<b>9602</b>				
018-9602	JUNIOR HIGH ACADEMIC BOOSTERS FUND	0.00	0.00	0.00	0.00
		<b>\$ 0.00</b>	<b>\$ 0.00</b>	<b>\$ 0.00</b>	<b>\$ 0.00</b>
<b>SCC:</b>	<b>9901</b>				
018-9901	JUNIOR HIGH TEACHER ADVISORY FUND	0.00	0.00	0.00	0.00
		<b>\$ 0.00</b>	<b>\$ 0.00</b>	<b>\$ 0.00</b>	<b>\$ 0.00</b>

Reporting Period: June 2023 (FY 2023)  
 As Of Period: 06/30/2023

7/10/23 9:33 AM

**LEXINGTON LOCAL SCHOOLS**  
**Revenue Account Summary**

Fund-SCC	Description	FYTDReceivable	FYTD Received	MTD Received	YTD Received
<b>SCC:</b>	<b>9001</b>	<b>\$ 0.00</b>	<b>\$ 0.00</b>	<b>\$ 0.00</b>	<b>\$ 0.00</b>
019-9001	ACADEMIC BOOSTERS GRANTS	\$ 0.00	\$ 0.00	\$ 0.00	\$ 0.00
		<b>\$ 0.00</b>	<b>\$ 0.00</b>	<b>\$ 0.00</b>	<b>\$ 0.00</b>
<b>SCC:</b>	<b>9121</b>				
019-9121	CENTRAL ELEMENTARY PTO GRANTS	551.92	1,096.11	9.65	55.98
		<b>\$ 551.92</b>	<b>\$ 1,096.11</b>	<b>\$ 9.65</b>	<b>\$ 55.98</b>
<b>SCC:</b>	<b>9122</b>				
019-9122	EASTERN ELEMENTARY PTO GRANTS	551.93	1,096.10	9.65	55.98
		<b>\$ 551.93</b>	<b>\$ 1,096.10</b>	<b>\$ 9.65</b>	<b>\$ 55.98</b>
<b>SCC:</b>	<b>9123</b>				
019-9123	WESTERN ELEMENTARY PTO GRANTS	651.92	1,096.10	9.66	56.01
		<b>\$ 651.92</b>	<b>\$ 1,096.10</b>	<b>\$ 9.66</b>	<b>\$ 56.01</b>
<b>SCC:</b>	<b>9200</b>				
019-9200	RICHLAND COUNTY FOUNDATION GRANT PLAYGROUND	0.00	0.00	0.00	0.00
		<b>\$ 0.00</b>	<b>\$ 0.00</b>	<b>\$ 0.00</b>	<b>\$ 0.00</b>
<b>SCC:</b>	<b>9201</b>				
019-9201	RICHLAND COUNTY FOUNDATION GRANT CENTRAL PRID	0.00	0.00	0.00	0.00
		<b>\$ 0.00</b>	<b>\$ 0.00</b>	<b>\$ 0.00</b>	<b>\$ 0.00</b>
<b>SCC:</b>	<b>9202</b>				
019-9202	RICHLAND COUNTY FOUNDATION GRANT-HENSEL FY15	0.00	0.00	0.00	0.00
		<b>\$ 0.00</b>	<b>\$ 0.00</b>	<b>\$ 0.00</b>	<b>\$ 0.00</b>
<b>SCC:</b>	<b>9204</b>				
019-9204	RICHLAND COUNTY FOUNDATION GRANT-PELPHREY 15	0.00	0.00	0.00	0.00
		<b>\$ 0.00</b>	<b>\$ 0.00</b>	<b>\$ 0.00</b>	<b>\$ 0.00</b>
<b>SCC:</b>	<b>9205</b>				
019-9205	RICHLAND CO FOUNDATION GRANT-STAINED GLASS 16	0.00	0.00	0.00	0.00
		<b>\$ 0.00</b>	<b>\$ 0.00</b>	<b>\$ 0.00</b>	<b>\$ 0.00</b>
<b>SCC:</b>	<b>9206</b>				
019-9206	RICHLAND CO FOUNDATION GRANT-SEASONAL SCIE 16	0.00	0.00	0.00	0.00
		<b>\$ 0.00</b>	<b>\$ 0.00</b>	<b>\$ 0.00</b>	<b>\$ 0.00</b>
<b>SCC:</b>	<b>9207</b>				
019-9207	RICHLAND CO FOUNDATION-SCORE COMMON CORE 16	0.00	0.00	0.00	0.00
		<b>\$ 0.00</b>	<b>\$ 0.00</b>	<b>\$ 0.00</b>	<b>\$ 0.00</b>

Reporting Period: June 2023 (FY 2023)

7/10/23 9:33 AM

As Of Period: 06/30/2023

**LEXINGTON LOCAL SCHOOLS**  
**Revenue Account Summary**

Fund-SCC	Description	FYTDReceivable	FYTD Received	MTD Received	YTD Received
<b>SCC:</b>	<b>9208</b>				
019-9208	RICHLAND CO FOUND-BUILD A COMM OF READERS	\$ 0.00	\$ 0.00	\$ 0.00	\$ 0.00
		<b>\$ 0.00</b>	<b>\$ 0.00</b>	<b>\$ 0.00</b>	<b>\$ 0.00</b>
<b>SCC:</b>	<b>9209</b>				
019-9209	RICH CO FOUND-LEARN TO READ FOR A LIFETIME	0.00	0.00	0.00	0.00
		<b>\$ 0.00</b>	<b>\$ 0.00</b>	<b>\$ 0.00</b>	<b>\$ 0.00</b>
<b>SCC:</b>	<b>9210</b>				
019-9210	RICH CO FOUND-MULTI-SENS APPROACH TO LEARNING	0.00	0.00	0.00	0.00
		<b>\$ 0.00</b>	<b>\$ 0.00</b>	<b>\$ 0.00</b>	<b>\$ 0.00</b>
<b>SCC:</b>	<b>9211</b>				
019-9211	RICH CO FOUND-BEE AWARENESS	0.00	0.00	0.00	0.00
		<b>\$ 0.00</b>	<b>\$ 0.00</b>	<b>\$ 0.00</b>	<b>\$ 0.00</b>
<b>SCC:</b>	<b>9212</b>				
019-9212	RICH CO FOUND-DONT LET THE PIGEON STOP TALK	0.00	0.00	0.00	0.00
		<b>\$ 0.00</b>	<b>\$ 0.00</b>	<b>\$ 0.00</b>	<b>\$ 0.00</b>
<b>SCC:</b>	<b>9213</b>				
019-9213	RICH CO FOUND-BRAIN GAMES 5.0	0.00	0.00	0.00	0.00
		<b>\$ 0.00</b>	<b>\$ 0.00</b>	<b>\$ 0.00</b>	<b>\$ 0.00</b>
<b>SCC:</b>	<b>9214</b>				
019-9214	RICH CO FOUND-TALKING SENSE TO OUR NUMBERS	0.00	0.00	0.00	0.00
		<b>\$ 0.00</b>	<b>\$ 0.00</b>	<b>\$ 0.00</b>	<b>\$ 0.00</b>
<b>SCC:</b>	<b>9215</b>				
019-9215	RICH CO FOUND-SEE THE CIVILIZATION	0.00	0.00	0.00	0.00
		<b>\$ 0.00</b>	<b>\$ 0.00</b>	<b>\$ 0.00</b>	<b>\$ 0.00</b>
<b>SCC:</b>	<b>9216</b>				
019-9216	RICH CO FOUND-SCIENCE OLYMPIAD	0.00	0.00	0.00	0.00
		<b>\$ 0.00</b>	<b>\$ 0.00</b>	<b>\$ 0.00</b>	<b>\$ 0.00</b>
<b>SCC:</b>	<b>9217</b>				
019-9217	RICH CO FOUND-KICK BACK WITH CLASSICS	0.00	0.00	0.00	0.00
		<b>\$ 0.00</b>	<b>\$ 0.00</b>	<b>\$ 0.00</b>	<b>\$ 0.00</b>
<b>SCC:</b>	<b>9218</b>				
019-9218	RICH CO FOUND-WRITE STUFF STEAM KIT	0.00	0.00	0.00	0.00
		<b>\$ 0.00</b>	<b>\$ 0.00</b>	<b>\$ 0.00</b>	<b>\$ 0.00</b>
<b>SCC:</b>	<b>9219</b>				
019-9219	RICH CO FOUND-CLASSROOM	0.00	0.00	0.00	0.00

Reporting Period: June 2023 (FY 2023)  
 As Of Period: 06/30/2023

7/10/23 9:33 AM

**LEXINGTON LOCAL SCHOOLS**  
**Revenue Account Summary**

Fund-SCC	Description	FYTDReceivable	FYTD Received	MTD Received	YTD Received
	LIBRARY				
<b>SCC:</b>	<b>9220</b>	<b>\$ 0.00</b>	<b>\$ 0.00</b>	<b>\$ 0.00</b>	<b>\$ 0.00</b>
019-9220	RICH CO FOUND-LEGOS AND BUILDING BLOCKS	\$ 0.00	\$ 0.00	\$ 0.00	\$ 0.00
<b>SCC:</b>	<b>9221</b>	<b>\$ 0.00</b>	<b>\$ 0.00</b>	<b>\$ 0.00</b>	<b>\$ 0.00</b>
019-9221	RICH CO FOUND-SCIENCE DISCOVERY BINS	0.00	0.00	0.00	0.00
<b>SCC:</b>	<b>9222</b>	<b>\$ 0.00</b>	<b>\$ 0.00</b>	<b>\$ 0.00</b>	<b>\$ 0.00</b>
019-9222	RICH CO FOUND-ONE BIG HAPPY FAMILY	0.00	0.00	0.00	0.00
<b>SCC:</b>	<b>9223</b>	<b>\$ 0.00</b>	<b>\$ 0.00</b>	<b>\$ 0.00</b>	<b>\$ 0.00</b>
019-9223	RICH CO FOUND-MAKER MAVEN STEM	0.00	0.00	0.00	0.00
<b>SCC:</b>	<b>9224</b>	<b>\$ 0.00</b>	<b>\$ 0.00</b>	<b>\$ 0.00</b>	<b>\$ 0.00</b>
019-9224	RICH CO FOUND-STEM SNAP CIRCUITS	0.00	0.00	0.00	0.00
<b>SCC:</b>	<b>9225</b>	<b>\$ 0.00</b>	<b>\$ 0.00</b>	<b>\$ 0.00</b>	<b>\$ 0.00</b>
019-9225	RICH CO FOUND GRANT-STEM MATERIALS SNAP CIRCUITS	0.00	0.00	0.00	0.00
<b>SCC:</b>	<b>9226</b>	<b>\$ 0.00</b>	<b>\$ 0.00</b>	<b>\$ 0.00</b>	<b>\$ 0.00</b>
019-9226	RICH CO FOUND GRANT-SCIENCE ENRICH FIELD TRIP	0.00	0.00	0.00	0.00
<b>SCC:</b>	<b>9227</b>	<b>\$ 0.00</b>	<b>\$ 0.00</b>	<b>\$ 0.00</b>	<b>\$ 0.00</b>
019-9227	RICH CO FOUND GRANT-CAREER BOOKS AND ACTIVITIES	532.00	532.00	0.00	0.00
<b>SCC:</b>	<b>9228</b>	<b>\$ 532.00</b>	<b>\$ 532.00</b>	<b>\$ 0.00</b>	<b>\$ 0.00</b>
019-9228	RICH CO FOUND GRANT-SOCIAL STUDIES MAKERSPACE	1,490.34	1,490.34	0.00	0.00
<b>SCC:</b>	<b>9301</b>	<b>\$ 1,490.34</b>	<b>\$ 1,490.34</b>	<b>\$ 0.00</b>	<b>\$ 0.00</b>
019-9301	RICH CO FOUND/SECO ROBOTICS GRANT (HEIMANN)	0.00	0.00	0.00	0.00
<b>SCC:</b>	<b>9302</b>	<b>\$ 0.00</b>	<b>\$ 0.00</b>	<b>\$ 0.00</b>	<b>\$ 0.00</b>
019-9302	RICH CO RETIRED TEACHERS	0.00	0.00	0.00	0.00

Reporting Period: June 2023 (FY 2023)

7/10/23 9:33 AM

As Of Period: 06/30/2023

**LEXINGTON LOCAL SCHOOLS**  
**Revenue Account Summary**

Fund-SCC	Description	FYTDReceivable	FYTD Received	MTD Received	YTD Received
	ASSOC				
<b>SCC:</b>	<b>9303</b>	<b>\$ 0.00</b>	<b>\$ 0.00</b>	<b>\$ 0.00</b>	<b>\$ 0.00</b>
019-9303	OHIO POWER GRANT (BERRY)	\$ 0.00	\$ 0.00	\$ 0.00	\$ 0.00
		<b>\$ 0.00</b>	<b>\$ 0.00</b>	<b>\$ 0.00</b>	<b>\$ 0.00</b>
<b>SCC:</b>	<b>9304</b>				
019-9304	RICHLAND CO RETIRED TEACHERS - HS ENGLISH	200.00	0.00	0.00	0.00
		<b>\$ 200.00</b>	<b>\$ 0.00</b>	<b>\$ 0.00</b>	<b>\$ 0.00</b>
<b>SCC:</b>	<b>9305</b>				
019-9305	OTHER GRANT	500.00	500.00	0.00	500.00
		<b>\$ 500.00</b>	<b>\$ 500.00</b>	<b>\$ 0.00</b>	<b>\$ 500.00</b>
<b>SCC:</b>	<b>9500</b>				
019-9500	DOLLAR GENERAL LIT FOUND - YOUTH LIT FY16	0.00	0.00	0.00	0.00
		<b>\$ 0.00</b>	<b>\$ 0.00</b>	<b>\$ 0.00</b>	<b>\$ 0.00</b>
<b>SCC:</b>	<b>9502</b>				
019-9502	RICHLAND CO HMG SENSORY GRANT	0.00	0.00	0.00	0.00
		<b>\$ 0.00</b>	<b>\$ 0.00</b>	<b>\$ 0.00</b>	<b>\$ 0.00</b>
<b>SCC:</b>	<b>9616</b>				
019-9616	WALMART TEACHER OF THE YEAR- DANIELLE SAVAGE	0.00	0.00	0.00	0.00
		<b>\$ 0.00</b>	<b>\$ 0.00</b>	<b>\$ 0.00</b>	<b>\$ 0.00</b>
<b>SCC:</b>	<b>9601</b>				
022-9601	OHSAA TOURNAMENT AGENCY FUND	18,860.00	(10,387.25)	0.00	(1,206.40)
		<b>\$ 18,860.00</b>	<b>\$ (10,387.25)</b>	<b>\$ 0.00</b>	<b>\$ (1,206.40)</b>
<b>SCC:</b>	<b>0000</b>				
024-0000	EMPLOYEE BENEFITS FUND FOR MEDICAL/DENTAL	5,401,960.89	5,490,241.05	472,943.03	2,854,887.08
034-0000	OFCC PROJECT MAINTENANCE FUND	186,410.78	189,025.69	2,122.29	109,599.23
		<b>\$ 5,588,371.67</b>	<b>\$ 5,679,266.74</b>	<b>\$ 475,065.32</b>	<b>\$ 2,964,486.31</b>
<b>SCC:</b>	<b>9101</b>				
200-9101	HIGH SCHOOL ART CLUB	0.00	0.00	0.00	0.00
		<b>\$ 0.00</b>	<b>\$ 0.00</b>	<b>\$ 0.00</b>	<b>\$ 0.00</b>
<b>SCC:</b>	<b>9102</b>				
200-9102	HIGH SCHOOL DRAMA CLUB	11,121.66	12,088.93	460.00	12,088.93
		<b>\$ 11,121.66</b>	<b>\$ 12,088.93</b>	<b>\$ 460.00</b>	<b>\$ 12,088.93</b>
<b>SCC:</b>	<b>9103</b>				
200-9103	HIGH SCHOOL MATH CLUB	0.00	0.00	0.00	0.00
		<b>\$ 0.00</b>	<b>\$ 0.00</b>	<b>\$ 0.00</b>	<b>\$ 0.00</b>

Reporting Period: June 2023 (FY 2023)  
 As Of Period: 06/30/2023

7/10/23 9:33 AM

**LEXINGTON LOCAL SCHOOLS**  
**Revenue Account Summary**

Fund-SCC	Description	FYTDReceivable	FYTD Received	MTD Received	YTD Received
<b>SCC:</b>	<b>9104</b>				
200-9104	HIGH SCHOOL LEADERSHIP COUNCIL	\$ 1,607.00	\$ 0.00	\$ 0.00	\$ 0.00
		<b>\$ 1,607.00</b>	<b>\$ 0.00</b>	<b>\$ 0.00</b>	<b>\$ 0.00</b>
<b>SCC:</b>	<b>9105</b>				
200-9105	HIGH SCHOOL FRENCH CLUB	0.00	105.00	0.00	0.00
		<b>\$ 0.00</b>	<b>\$ 105.00</b>	<b>\$ 0.00</b>	<b>\$ 0.00</b>
<b>SCC:</b>	<b>9107</b>				
200-9107	HIGH SCHOOL SPANISH CLUB	120.00	0.00	0.00	0.00
		<b>\$ 120.00</b>	<b>\$ 0.00</b>	<b>\$ 0.00</b>	<b>\$ 0.00</b>
<b>SCC:</b>	<b>9108</b>				
200-9108	HIGH SCHOOL LEO CLUB	148.25	417.45	0.00	0.00
		<b>\$ 148.25</b>	<b>\$ 417.45</b>	<b>\$ 0.00</b>	<b>\$ 0.00</b>
<b>SCC:</b>	<b>9114</b>				
200-9114	HIGH SCHOOL STUDENT COUNCIL FUND	2,108.21	6,186.00	(1,000.00)	3,025.00
		<b>\$ 2,108.21</b>	<b>\$ 6,186.00</b>	<b>\$ (1,000.00)</b>	<b>\$ 3,025.00</b>
<b>SCC:</b>	<b>9115</b>				
200-9115	HIGH SCHOOL KEY CLUB	1,089.30	891.00	0.00	81.00
		<b>\$ 1,089.30</b>	<b>\$ 891.00</b>	<b>\$ 0.00</b>	<b>\$ 81.00</b>
<b>SCC:</b>	<b>9116</b>				
200-9116	HIGH SCHOOL CHESS CLUB	0.00	0.00	0.00	0.00
		<b>\$ 0.00</b>	<b>\$ 0.00</b>	<b>\$ 0.00</b>	<b>\$ 0.00</b>
<b>SCC:</b>	<b>9119</b>				
200-9119	HIGH SCHOOL YEARBOOK FUND	11,827.50	8,718.00	250.00	2,290.00
		<b>\$ 11,827.50</b>	<b>\$ 8,718.00</b>	<b>\$ 250.00</b>	<b>\$ 2,290.00</b>
<b>SCC:</b>	<b>9120</b>				
200-9120	HIGH SCHOOL JOURNALISM FUND	0.00	0.00	0.00	0.00
		<b>\$ 0.00</b>	<b>\$ 0.00</b>	<b>\$ 0.00</b>	<b>\$ 0.00</b>
<b>SCC:</b>	<b>9121</b>				
200-9121	HIGH SCHOOL NATIONAL HONOR SOCIETY	5,933.81	5,770.00	(610.02)	170.00
		<b>\$ 5,933.81</b>	<b>\$ 5,770.00</b>	<b>\$ (610.02)</b>	<b>\$ 170.00</b>
<b>SCC:</b>	<b>9160</b>				
200-9160	HIGH SCHOOL GERMAN CLUB	0.00	0.00	0.00	0.00
		<b>\$ 0.00</b>	<b>\$ 0.00</b>	<b>\$ 0.00</b>	<b>\$ 0.00</b>
<b>SCC:</b>	<b>9201</b>				
200-9201	JUNIOR HIGH ART CLUB	128.25	777.18	0.00	777.18
		<b>\$ 128.25</b>	<b>\$ 777.18</b>	<b>\$ 0.00</b>	<b>\$ 777.18</b>
<b>SCC:</b>	<b>9204</b>				
200-9204	JUNIOR HIGH STUDENT COUNCIL FUND	1,080.70	1,266.00	0.00	288.00

Reporting Period: June 2023 (FY 2023)  
 As Of Period: 06/30/2023

7/10/23 9:33 AM

**LEXINGTON LOCAL SCHOOLS  
 Revenue Account Summary**

Fund-SCC	Description	FYTDReceivable	FYTD Received	MTD Received	YTD Received
		<b>\$ 1,080.70</b>	<b>\$ 1,266.00</b>	<b>\$ 0.00</b>	<b>\$ 288.00</b>
<b>SCC:</b>	<b>9205</b>				
200-9205	JUNIOR HIGH LIBRARY CLUB	\$ 0.00	\$ 0.00	\$ 0.00	\$ 0.00
		<b>\$ 0.00</b>	<b>\$ 0.00</b>	<b>\$ 0.00</b>	<b>\$ 0.00</b>
<b>SCC:</b>	<b>9301</b>				
200-9301	EASTERN ELEMENTARY STUDENT ACTIVITY FUND	946.71	3,476.77	0.00	531.90
		<b>\$ 946.71</b>	<b>\$ 3,476.77</b>	<b>\$ 0.00</b>	<b>\$ 531.90</b>
<b>SCC:</b>	<b>9302</b>				
200-9302	EASTERN ELEMENTARY ROBOTICS FUND	0.00	0.00	0.00	0.00
		<b>\$ 0.00</b>	<b>\$ 0.00</b>	<b>\$ 0.00</b>	<b>\$ 0.00</b>
<b>SCC:</b>	<b>9401</b>				
200-9401	CENTRAL ELEMENTARY STUDENT ACTIVITY FUND	0.00	0.00	0.00	0.00
		<b>\$ 0.00</b>	<b>\$ 0.00</b>	<b>\$ 0.00</b>	<b>\$ 0.00</b>
<b>SCC:</b>	<b>9611</b>				
200-9611	HIGH SCHOOL INFORMED TEENS FUND	0.00	0.00	0.00	0.00
		<b>\$ 0.00</b>	<b>\$ 0.00</b>	<b>\$ 0.00</b>	<b>\$ 0.00</b>
<b>SCC:</b>	<b>9612</b>				
200-9612	JUNIOR HIGH INFORMED TEENS FUND	575.06	1,154.22	10.50	1,148.64
		<b>\$ 575.06</b>	<b>\$ 1,154.22</b>	<b>\$ 10.50</b>	<b>\$ 1,148.64</b>
<b>SCC:</b>	<b>9106</b>				
300-9106	HIGH SCHOOL INTRAMURALS	0.00	0.00	0.00	0.00
		<b>\$ 0.00</b>	<b>\$ 0.00</b>	<b>\$ 0.00</b>	<b>\$ 0.00</b>
<b>SCC:</b>	<b>9115</b>				
300-9115	JAZZ BAND	0.00	0.00	0.00	0.00
		<b>\$ 0.00</b>	<b>\$ 0.00</b>	<b>\$ 0.00</b>	<b>\$ 0.00</b>
<b>SCC:</b>	<b>9116</b>				
300-9116	CHOIR	0.00	0.00	0.00	0.00
		<b>\$ 0.00</b>	<b>\$ 0.00</b>	<b>\$ 0.00</b>	<b>\$ 0.00</b>
<b>SCC:</b>	<b>9206</b>				
300-9206	JUNIOR HIGH PHYS ED DEPARTMENT FUND	470.00	786.00	540.00	540.00
		<b>\$ 470.00</b>	<b>\$ 786.00</b>	<b>\$ 540.00</b>	<b>\$ 540.00</b>
<b>SCC:</b>	<b>9210</b>				
300-9210	JR HIGH INSTRUMENTAL	0.00	0.00	0.00	0.00
		<b>\$ 0.00</b>	<b>\$ 0.00</b>	<b>\$ 0.00</b>	<b>\$ 0.00</b>
<b>SCC:</b>	<b>9600</b>				
300-9600	ATHLETIC FUND	239,500.00	253,008.61	15,732.59	61,668.17
		<b>\$ 239,500.00</b>	<b>\$ 253,008.61</b>	<b>\$ 15,732.59</b>	<b>\$ 61,668.17</b>



Reporting Period: June 2023 (FY 2023)  
 As Of Period: 06/30/2023

7/10/23 9:33 AM

**LEXINGTON LOCAL SCHOOLS**  
**Revenue Account Summary**

Fund-SCC	Description	FYTDReceivable	FYTD Received	MTD Received	YTD Received
<b>SCC:</b>	<b>9601</b>				
300-9601	ATHLETIC CAPITAL FUND	\$ 41,000.00	\$ 37,000.00	\$ 0.00	\$ 25,000.00
		<b>\$ 41,000.00</b>	<b>\$ 37,000.00</b>	<b>\$ 0.00</b>	<b>\$ 25,000.00</b>
<b>SCC:</b>	<b>9602</b>				
300-9602	ORCHESTRA	0.00	0.00	0.00	0.00
		<b>\$ 0.00</b>	<b>\$ 0.00</b>	<b>\$ 0.00</b>	<b>\$ 0.00</b>
<b>SCC:</b>	<b>9603</b>				
300-9603	ELEMENTARY MUSIC	0.00	0.00	0.00	0.00
		<b>\$ 0.00</b>	<b>\$ 0.00</b>	<b>\$ 0.00</b>	<b>\$ 0.00</b>
<b>SCC:</b>	<b>9605</b>				
300-9605	BAND	0.00	0.00	0.00	0.00
		<b>\$ 0.00</b>	<b>\$ 0.00</b>	<b>\$ 0.00</b>	<b>\$ 0.00</b>
<b>SCC:</b>	<b>9020</b>				
451-9020	Network Connectivity FY 2020	0.00	0.00	0.00	0.00
		<b>\$ 0.00</b>	<b>\$ 0.00</b>	<b>\$ 0.00</b>	<b>\$ 0.00</b>
<b>SCC:</b>	<b>9021</b>				
451-9021	Network Connectivity FY 2021	0.00	0.00	0.00	0.00
		<b>\$ 0.00</b>	<b>\$ 0.00</b>	<b>\$ 0.00</b>	<b>\$ 0.00</b>
<b>SCC:</b>	<b>9022</b>				
451-9022	Network Connectivity FY2022	0.00	0.00	0.00	0.00
		<b>\$ 0.00</b>	<b>\$ 0.00</b>	<b>\$ 0.00</b>	<b>\$ 0.00</b>
<b>SCC:</b>	<b>9023</b>				
451-9023	DATA COMMUNICATION FUND	9,000.00	9,000.00	0.00	4,500.00
		<b>\$ 9,000.00</b>	<b>\$ 9,000.00</b>	<b>\$ 0.00</b>	<b>\$ 4,500.00</b>
<b>SCC:</b>	<b>9922</b>				
451-9922	Emergency Connectivity FY2022	0.00	0.00	0.00	0.00
		<b>\$ 0.00</b>	<b>\$ 0.00</b>	<b>\$ 0.00</b>	<b>\$ 0.00</b>
<b>SCC:</b>	<b>0000</b>				
467-0000	STUDENT WELLNESS AND SUCCESS FUND	0.00	0.00	0.00	0.00
		<b>\$ 0.00</b>	<b>\$ 0.00</b>	<b>\$ 0.00</b>	<b>\$ 0.00</b>
<b>SCC:</b>	<b>9020</b>				
499-9020	SCHOOL SAFETY GRANT FY20	0.00	0.00	0.00	0.00
		<b>\$ 0.00</b>	<b>\$ 0.00</b>	<b>\$ 0.00</b>	<b>\$ 0.00</b>
<b>SCC:</b>	<b>9021</b>				
499-9021	SCHOOL SAFETY GRANT FY21	0.00	0.00	0.00	0.00
		<b>\$ 0.00</b>	<b>\$ 0.00</b>	<b>\$ 0.00</b>	<b>\$ 0.00</b>
<b>SCC:</b>	<b>9022</b>				
499-9022	SCHOOL SAFETY GRANT FY22	0.00	0.00	0.00	0.00
		<b>\$ 0.00</b>	<b>\$ 0.00</b>	<b>\$ 0.00</b>	<b>\$ 0.00</b>
<b>SCC:</b>	<b>9023</b>				

Reporting Period: June 2023 (FY 2023)  
 As Of Period: 06/30/2023

7/10/23 9:33 AM

**LEXINGTON LOCAL SCHOOLS**  
**Revenue Account Summary**

Fund-SCC	Description	FYTDReceivable	FYTD Received	MTD Received	YTD Received
499-9023	MISCELLANEOUS STATE GRANT FUND	\$ 12,497.09	\$ 12,497.09	\$ 0.00	\$ 12,497.09
<b>SCC:</b>	<b>9101</b>	<b>\$ 12,497.09</b>	<b>\$ 12,497.09</b>	<b>\$ 0.00</b>	<b>\$ 12,497.09</b>
499-9101	STATE GRANT 2001 READING IMPROV.INCENT-CENTRA	0.00	0.00	0.00	0.00
<b>SCC:</b>	<b>9121</b>	<b>\$ 0.00</b>	<b>\$ 0.00</b>	<b>\$ 0.00</b>	<b>\$ 0.00</b>
499-9121	SCHOOL BUS PURCHASE PROGRAM	0.00	135,000.00	0.00	135,000.00
<b>SCC:</b>	<b>9122</b>	<b>\$ 0.00</b>	<b>\$ 135,000.00</b>	<b>\$ 0.00</b>	<b>\$ 135,000.00</b>
499-9122	SCHOOL BUS PURCHASE PROGRAM	135,000.00	0.00	0.00	0.00
<b>SCC:</b>	<b>9123</b>	<b>\$ 135,000.00</b>	<b>\$ 0.00</b>	<b>\$ 0.00</b>	<b>\$ 0.00</b>
499-9123	MISCELLANEOUS STATE GRANT FUND	0.00	0.00	0.00	0.00
<b>SCC:</b>	<b>9922</b>	<b>\$ 0.00</b>	<b>\$ 0.00</b>	<b>\$ 0.00</b>	<b>\$ 0.00</b>
499-9922	MISCELLANEOUS STATE GRANT FUND	0.00	0.00	0.00	0.00
<b>SCC:</b>	<b>9913</b>	<b>\$ 0.00</b>	<b>\$ 0.00</b>	<b>\$ 0.00</b>	<b>\$ 0.00</b>
506-9913	OHIO RESIDENT EDUCATOR PROGRAM	0.00	0.00	0.00	0.00
<b>SCC:</b>	<b>9914</b>	<b>\$ 0.00</b>	<b>\$ 0.00</b>	<b>\$ 0.00</b>	<b>\$ 0.00</b>
506-9914	OHIO RESIDENT EDUCATOR PROGRAM	0.00	0.00	0.00	0.00
<b>SCC:</b>	<b>0000</b>	<b>\$ 0.00</b>	<b>\$ 0.00</b>	<b>\$ 0.00</b>	<b>\$ 0.00</b>
507-0000	ELEMENTARY AND SECONDARY SCHOOL EMERGENCY RELIEF FUND	0.00	0.00	0.00	0.00
<b>SCC:</b>	<b>9021</b>	<b>\$ 0.00</b>	<b>\$ 0.00</b>	<b>\$ 0.00</b>	<b>\$ 0.00</b>
507-9021	ESSER FUNDING FY21	0.00	0.00	0.00	0.00
<b>SCC:</b>	<b>9022</b>	<b>\$ 0.00</b>	<b>\$ 0.00</b>	<b>\$ 0.00</b>	<b>\$ 0.00</b>
507-9022	ESSER ARP FUNDING	1,273,145.75	936,928.80	56,747.99	299,158.29
<b>SCC:</b>	<b>9023</b>	<b>\$ 1,273,145.75</b>	<b>\$ 936,928.80</b>	<b>\$ 56,747.99</b>	<b>\$ 299,158.29</b>
507-9023	ELEMENTARY AND SECONDARY SCHOOL EMERGENCY RELIEF FUND	0.00	0.00	0.00	0.00

Reporting Period: June 2023 (FY 2023)  
 As Of Period: 06/30/2023

7/10/23 9:33 AM

**LEXINGTON LOCAL SCHOOLS**  
**Revenue Account Summary**

Fund-SCC	Description	FYTDReceivable	FYTD Received	MTD Received	YTD Received
		<b>\$ 0.00</b>	<b>\$ 0.00</b>	<b>\$ 0.00</b>	<b>\$ 0.00</b>
<b>SCC:</b>	<b>9921</b>				
507-9921	ESSER II FUNDING	\$ 25,447.15	\$ 25,447.15	\$ 0.00	\$ 13,921.15
		<b>\$ 25,447.15</b>	<b>\$ 25,447.15</b>	<b>\$ 0.00</b>	<b>\$ 13,921.15</b>
<b>SCC:</b>	<b>9021</b>				
510-9021	CRF FUNDING FY21	0.00	0.00	0.00	0.00
		<b>\$ 0.00</b>	<b>\$ 0.00</b>	<b>\$ 0.00</b>	<b>\$ 0.00</b>
<b>SCC:</b>	<b>9020</b>				
516-9020	IDEA-B SPECIAL EDUCATION FY20	0.00	0.00	0.00	0.00
		<b>\$ 0.00</b>	<b>\$ 0.00</b>	<b>\$ 0.00</b>	<b>\$ 0.00</b>
<b>SCC:</b>	<b>9021</b>				
516-9021	IDEA-B SPECIAL EDUCATION FY21	0.00	0.00	0.00	0.00
		<b>\$ 0.00</b>	<b>\$ 0.00</b>	<b>\$ 0.00</b>	<b>\$ 0.00</b>
<b>SCC:</b>	<b>9022</b>				
516-9022	IDEA-B SPECIAL EDUCATION FY22	117,767.30	117,767.30	0.00	0.00
		<b>\$ 117,767.30</b>	<b>\$ 117,767.30</b>	<b>\$ 0.00</b>	<b>\$ 0.00</b>
<b>SCC:</b>	<b>9023</b>				
516-9023	IDEA PART B GRANTS	574,158.24	540,965.95	14,197.38	306,111.63
		<b>\$ 574,158.24</b>	<b>\$ 540,965.95</b>	<b>\$ 14,197.38</b>	<b>\$ 306,111.63</b>
<b>SCC:</b>	<b>9024</b>				
516-9024	IDEA PART B GRANTS	0.00	0.00	0.00	0.00
		<b>\$ 0.00</b>	<b>\$ 0.00</b>	<b>\$ 0.00</b>	<b>\$ 0.00</b>
<b>SCC:</b>	<b>9922</b>				
516-9922	IDEA PART B GRANTS	10,033.00	5,510.87	0.00	0.00
		<b>\$ 10,033.00</b>	<b>\$ 5,510.87</b>	<b>\$ 0.00</b>	<b>\$ 0.00</b>
<b>SCC:</b>	<b>9020</b>				
572-9020	TITLE I FY20	0.00	0.00	0.00	0.00
		<b>\$ 0.00</b>	<b>\$ 0.00</b>	<b>\$ 0.00</b>	<b>\$ 0.00</b>
<b>SCC:</b>	<b>9021</b>				
572-9021	TITLE I FY21	0.00	0.00	0.00	0.00
		<b>\$ 0.00</b>	<b>\$ 0.00</b>	<b>\$ 0.00</b>	<b>\$ 0.00</b>
<b>SCC:</b>	<b>9022</b>				
572-9022	TITLE I FY22	48,855.54	43,774.96	0.00	0.00
		<b>\$ 48,855.54</b>	<b>\$ 43,774.96</b>	<b>\$ 0.00</b>	<b>\$ 0.00</b>
<b>SCC:</b>	<b>9023</b>				
572-9023	TITLE I DISADVANTAGED CHILDREN	261,042.38	255,648.91	13,586.92	130,141.59
		<b>\$ 261,042.38</b>	<b>\$ 255,648.91</b>	<b>\$ 13,586.92</b>	<b>\$ 130,141.59</b>
<b>SCC:</b>	<b>9024</b>				
572-9024	TITLE I DISADVANTAGED CHILDREN	0.00	0.00	0.00	0.00

Reporting Period: June 2023 (FY 2023)  
 As Of Period: 06/30/2023

7/10/23 9:33 AM

**LEXINGTON LOCAL SCHOOLS**  
**Revenue Account Summary**

Fund-SCC	Description	FYTDReceivable	FYTD Received	MTD Received	YTD Received
		<b>\$ 0.00</b>	<b>\$ 0.00</b>	<b>\$ 0.00</b>	<b>\$ 0.00</b>
<b>SCC:</b>	<b>9921</b>				
572-9921	EOEC	\$ 0.00	\$ 0.00	\$ 0.00	\$ 0.00
		<b>\$ 0.00</b>	<b>\$ 0.00</b>	<b>\$ 0.00</b>	<b>\$ 0.00</b>
<b>SCC:</b>	<b>9922</b>				
572-9922	TITLE I DISADVANTAGED CHILDREN	0.00	7,000.00	0.00	0.00
		<b>\$ 0.00</b>	<b>\$ 7,000.00</b>	<b>\$ 0.00</b>	<b>\$ 0.00</b>
<b>SCC:</b>	<b>9923</b>				
572-9923	TITLE I DISADVANTAGED CHILDREN	1,783.65	1,783.65	0.00	1,783.65
		<b>\$ 1,783.65</b>	<b>\$ 1,783.65</b>	<b>\$ 0.00</b>	<b>\$ 1,783.65</b>
<b>SCC:</b>	<b>9022</b>				
584-9022	TITLE IV FY22	0.00	0.00	0.00	0.00
		<b>\$ 0.00</b>	<b>\$ 0.00</b>	<b>\$ 0.00</b>	<b>\$ 0.00</b>
<b>SCC:</b>	<b>9023</b>				
584-9023	TITLE IV, PART A, STUDENT SUPPORT AND ACADEMIC ENRICHMENT PROGRAMS	26,275.00	26,275.00	0.00	5,720.52
		<b>\$ 26,275.00</b>	<b>\$ 26,275.00</b>	<b>\$ 0.00</b>	<b>\$ 5,720.52</b>
<b>SCC:</b>	<b>9024</b>				
584-9024	TITLE IV, PART A, STUDENT SUPPORT AND ACADEMIC ENRICHMENT PROGRAMS	0.00	0.00	0.00	0.00
		<b>\$ 0.00</b>	<b>\$ 0.00</b>	<b>\$ 0.00</b>	<b>\$ 0.00</b>
<b>SCC:</b>	<b>9020</b>				
587-9020	EARLY CHILDHOOD SPECIAL EDUCATION IDEA FY20	0.00	0.00	0.00	0.00
		<b>\$ 0.00</b>	<b>\$ 0.00</b>	<b>\$ 0.00</b>	<b>\$ 0.00</b>
<b>SCC:</b>	<b>9021</b>				
587-9021	EARLY CHILDHOOD SPECIAL EDUCATION IDEA FY21	0.00	0.00	0.00	0.00
		<b>\$ 0.00</b>	<b>\$ 0.00</b>	<b>\$ 0.00</b>	<b>\$ 0.00</b>
<b>SCC:</b>	<b>9022</b>				
587-9022	EARLY CHILDHOOD SPECIAL EDUCATION IDEA FY22	0.00	0.00	0.00	0.00
		<b>\$ 0.00</b>	<b>\$ 0.00</b>	<b>\$ 0.00</b>	<b>\$ 0.00</b>
<b>SCC:</b>	<b>9023</b>				
587-9023	IDEA PRESCHOOL-HANDICAPPED	12,565.18	8,065.13	0.00	3,775.49
		<b>\$ 12,565.18</b>	<b>\$ 8,065.13</b>	<b>\$ 0.00</b>	<b>\$ 3,775.49</b>
<b>SCC:</b>	<b>9024</b>				
587-9024	IDEA PRESCHOOL-HANDICAPPED	0.00	0.00	0.00	0.00
		<b>\$ 0.00</b>	<b>\$ 0.00</b>	<b>\$ 0.00</b>	<b>\$ 0.00</b>

Reporting Period: June 2023 (FY 2023)  
 As Of Period: 06/30/2023

7/10/23 9:33 AM

**LEXINGTON LOCAL SCHOOLS**  
**Revenue Account Summary**

Fund-SCC	Description	FYTDReceivable	FYTD Received	MTD Received	YTD Received
<b>SCC:</b>	<b>9922</b>				
587-9922	IDEA PRESCHOOL-HANDICAPPED	\$ 2,313.40	\$ 2,313.40	\$ 0.00	\$ 0.00
		<b>\$ 2,313.40</b>	<b>\$ 2,313.40</b>	<b>\$ 0.00</b>	<b>\$ 0.00</b>
<b>SCC:</b>	<b>9923</b>				
587-9923	IDEA PRESCHOOL-HANDICAPPED	6,034.35	6,034.35	6,034.35	6,034.35
		<b>\$ 6,034.35</b>	<b>\$ 6,034.35</b>	<b>\$ 6,034.35</b>	<b>\$ 6,034.35</b>
<b>SCC:</b>	<b>9020</b>				
590-9020	TITLE II-A IMPROVING TEACHER QUALITY FY20	0.00	0.00	0.00	0.00
		<b>\$ 0.00</b>	<b>\$ 0.00</b>	<b>\$ 0.00</b>	<b>\$ 0.00</b>
<b>SCC:</b>	<b>9021</b>				
590-9021	TITLE II-A IMPROVING TEACHER QUALITY FY21	0.00	0.00	0.00	0.00
		<b>\$ 0.00</b>	<b>\$ 0.00</b>	<b>\$ 0.00</b>	<b>\$ 0.00</b>
<b>SCC:</b>	<b>9022</b>				
590-9022	TITLE II-A IMPROVING TEACHER QUALITY FY22	0.00	0.00	0.00	0.00
		<b>\$ 0.00</b>	<b>\$ 0.00</b>	<b>\$ 0.00</b>	<b>\$ 0.00</b>
<b>SCC:</b>	<b>9023</b>				
590-9023	IMPROVING TEACHER QUALITY	55,315.52	55,315.52	0.00	22,689.12
		<b>\$ 55,315.52</b>	<b>\$ 55,315.52</b>	<b>\$ 0.00</b>	<b>\$ 22,689.12</b>
<b>SCC:</b>	<b>9024</b>				
590-9024	IMPROVING TEACHER QUALITY	0.00	0.00	0.00	0.00
		<b>\$ 0.00</b>	<b>\$ 0.00</b>	<b>\$ 0.00</b>	<b>\$ 0.00</b>
<b>SCC:</b>	<b>9020</b>				
599-9020	TITLE IV FY20	0.00	0.00	0.00	0.00
		<b>\$ 0.00</b>	<b>\$ 0.00</b>	<b>\$ 0.00</b>	<b>\$ 0.00</b>
<b>SCC:</b>	<b>9021</b>				
599-9021	TITLE IV FY21	0.00	0.00	0.00	0.00
		<b>\$ 0.00</b>	<b>\$ 0.00</b>	<b>\$ 0.00</b>	<b>\$ 0.00</b>
<b>SCC:</b>	<b>9023</b>				
599-9023	MISCELLANEOUS FED. GRANT FUND	47,992.94	47,992.94	0.00	0.00
		<b>\$ 47,992.94</b>	<b>\$ 47,992.94</b>	<b>\$ 0.00</b>	<b>\$ 0.00</b>
<b>SCC:</b>	<b>9921</b>				
599-9921	RICHLAND COUNTY MOBILE HOT SPOT GRANT	0.00	0.00	0.00	0.00
		<b>\$ 0.00</b>	<b>\$ 0.00</b>	<b>\$ 0.00</b>	<b>\$ 0.00</b>
<b>SCC:</b>	<b>9922</b>				
599-9922	MISCELLANEOUS FED. GRANT FUND	0.00	0.00	0.00	0.00
		<b>\$ 0.00</b>	<b>\$ 0.00</b>	<b>\$ 0.00</b>	<b>\$ 0.00</b>
<b>SCC:</b>	<b>9923</b>				

Reporting Period: June 2023 (FY 2023)

7/10/23 9:33 AM

As Of Period: 06/30/2023

**LEXINGTON LOCAL SCHOOLS**  
**Revenue Account Summary**

<b>Fund-SCC</b>	<b>Description</b>	<b>FYTDReceivable</b>	<b>FYTD Received</b>	<b>MTD Received</b>	<b>YTD Received</b>
599-9923	MISCELLANEOUS FED. GRANT FUND	\$ 129,750.00	\$ 129,750.00	\$ 0.00	\$ 129,750.00
		<b>\$ 129,750.00</b>	<b>\$ 129,750.00</b>	<b>\$ 0.00</b>	<b>\$ 129,750.00</b>
<b>Grand Total</b>		<b>\$ 38,142,832.15</b>	<b>\$ 38,066,532.67</b>	<b>\$ 2,371,497.64</b>	<b>\$ 20,459,474.09</b>

Reporting Period: June 2023 (FY 2023)

7/10/23 9:08 AM

As Of Period: 06/30/2023

### LEXINGTON LOCAL SCHOOLS Appropriation Summary Report

Fund-SCC	Description	FYTD Appropriated	Prior Year Encumbrance	FYTD Expendable	FYTD Expended	MTD Expended	Encumbrance	Future Encumbrance	FYTD Unencumbered	Percent Expended/Encumbered
001-0000	GENERAL FUND	\$ 26,284,128.28	\$ 485,635.50	\$ 26,769,763.78	\$ 25,816,343.61	\$ 2,285,667.91	\$ 739,150.34	\$ 0.00	\$ 214,269.83	99.20 %
001-9412	GENERAL BUDGET RESERVE SET-ASIDE-1%/BWC	0.00	0.00	0.00	0.00	0.00	0.00	0.00	0.00	0.00
002-0000	BOND RETIREMENT FUND	3,131,731.26	0.00	3,131,731.26	3,131,594.96	0.00	0.00	0.00	136.30	100.00
003-0000	PERMANENT IMPROVEMENT FUND	770,477.61	139,366.22	909,843.83	881,239.54	14,590.48	28,584.00	0.00	20.29	100.00
004-0000	LFI BUILDING FUND	3,180,801.03	613,556.96	3,794,357.99	3,431,500.08	0.00	353,257.39	0.00	9,600.52	99.75
006-0000	FOOD SERVICE FUND	911,916.40	664.80	912,581.20	910,073.80	79,884.98	1,046.03	0.00	1,461.37	99.84
007-9100	LEXINGTON MINUTEMEN ACADEMIC SCHOLARSHIP FUND	17,500.00	2,200.00	19,700.00	13,150.00	0.00	4,050.00	0.00	2,500.00	87.31
007-9800	TERRY McCAMMON SCHOLARSHIP FUND	0.00	0.00	0.00	0.00	0.00	0.00	0.00	0.00	0.00
007-9801	MINUTEMAN ALUMNI SCHOLARSHIP FUND	0.00	0.00	0.00	0.00	0.00	0.00	0.00	0.00	0.00
007-9999	LEXINGTON SCHOOLS TRUST FUND	0.00	0.00	0.00	0.00	0.00	0.00	0.00	0.00	0.00
010-0000	CLASSROOM FACILITIES CONSTRUCTION FUND	(87,649.86)	9,033,757.78	8,946,107.92	8,363,705.13	0.00	581,641.28	0.00	761.51	99.99
018-9100	HIGH SCHOOL PRINCIPAL'S FUND	6,186.93	0.00	6,186.93	6,114.68	614.93	49.48	0.00	22.77	99.63
018-9101	HIGH SCHOOL FLOWER FUND	393.61	0.00	393.61	0.61	0.00	0.00	0.00	393.00	0.15
018-9200	JUNIOR HIGH PRINCIPAL'S FUND	4,729.71	130.50	4,860.21	1,027.50	0.00	130.50	0.00	3,702.21	23.83
018-9300	EASTERN PRINCIPAL'S FUND	7,104.49	0.00	7,104.49	6,535.62	1,210.00	534.40	0.00	34.47	99.51
018-9301	EASTERN ELEMENTARY BOOKFAIR/BOXTOPS FUND	5,300.24	0.00	5,300.24	3,875.06	3,688.23	1,000.00	0.00	425.18	91.98
018-9302	EASTERN ELEMENTARY MATH	0.00	0.00	0.00	0.00	0.00	0.00	0.00	0.00	0.00
018-9303	EASTERN RUN	1,250.00	204.86	1,454.86	970.13	0.00	204.86	0.00	279.87	80.76

Reporting Period: June 2023 (FY 2023)

7/10/23 9:08 AM

As Of Period: 06/30/2023

### LEXINGTON LOCAL SCHOOLS Appropriation Summary Report

Fund-SCC	Description	FYTD Appropriated	Prior Year Encumbrance	FYTD Expendable	FYTD Expended	MTD Expended	Encumbrance	Future Encumbrance	FYTD Unencumbered	Percent Expended/Encumbered
018-9400	CLUB CENTRAL PRINCIPAL'S FUND	\$ 3,031.75	\$ 825.81	\$ 3,857.56	\$ 3,487.83	\$ 1,564.06	\$ 1,042.21	\$ 0.00	\$ (672.48)	117.43 %
018-9401	CENTRAL ELEMENTARY BOOKFAIR FUND	5,800.00	0.00	5,800.00	3,574.04	2,384.63	0.00	0.00	2,225.96	61.62
018-9402	CENTRAL ELEMENTARY ART	200.00	0.00	200.00	41.60	0.00	0.00	0.00	158.40	20.80
018-9500	WESTERN PRINCIPAL'S FUND	3,334.77	452.36	3,787.13	3,424.81	0.00	448.50	0.00	(86.18)	102.28
018-9501	WESTERN ELEMENTARY BOOKFAIR/BOXTOP S FUND	4,811.93	0.00	4,811.93	4,623.56	0.00	0.00	0.00	188.37	96.09
018-9502	HIGH SCHOOL ACADEMIC BOOSTERS FUND	0.00	0.00	0.00	0.00	0.00	0.00	0.00	0.00	0.00
018-9503	WESTERN ELEMENTARY ART	1,174.12	0.00	1,174.12	1,174.12	0.00	0.00	0.00	0.00	100.00
018-9602	JUNIOR HIGH ACADEMIC BOOSTERS FUND	0.00	0.00	0.00	0.00	0.00	0.00	0.00	0.00	0.00
018-9901	JUNIOR HIGH TEACHER ADVISORY FUND	13.95	0.00	13.95	13.95	0.00	0.00	0.00	0.00	100.00
019-9001	ACADEMIC BOOSTERS GRANTS	0.00	0.00	0.00	0.00	0.00	0.00	0.00	0.00	0.00
019-9121	CENTRAL ELEMENTARY PTO GRANTS	1,249.00	0.00	1,249.00	0.00	0.00	0.00	0.00	1,249.00	0.00
019-9122	EASTERN ELEMENTARY PTO GRANTS	1,249.00	0.00	1,249.00	0.00	0.00	0.00	0.00	1,249.00	0.00
019-9123	WESTERN ELEMENTARY PTO GRANTS	1,249.00	0.00	1,249.00	0.00	0.00	0.00	0.00	1,249.00	0.00
019-9200	RICHLAND COUNTY FOUNDATION GRANT PLAYGROUND	0.00	0.00	0.00	0.00	0.00	0.00	0.00	0.00	0.00
019-9201	RICHLAND COUNTY FOUNDATION GRANT CENTRAL PRID	0.00	0.00	0.00	0.00	0.00	0.00	0.00	0.00	0.00
019-9202	RICHLAND COUNTY FOUNDATION GRANT-HENSEL FY15	0.00	0.00	0.00	0.00	0.00	0.00	0.00	0.00	0.00



Reporting Period: June 2023 (FY 2023)

7/10/23 9:08 AM

As Of Period: 06/30/2023

**LEXINGTON LOCAL SCHOOLS  
Appropriation Summary Report**

Fund-SCC	Description	FYTD Appropriated	Prior Year Encumbrance	FYTD Expendable	FYTD Expended	MTD Expended	Encumbrance	Future Encumbrance	FYTD Unencumbered	Percent Expended/Encumbered
019-9204	RICHLAND COUNTY FOUNDATION GRANT-PELPHREY 15	\$ 0.00	\$ 0.00	\$ 0.00	\$ 0.00	\$ 0.00	\$ 0.00	\$ 0.00	\$ 0.00	0.00 %
019-9205	RICHLAND CO FOUNDATION GRANT-STAINED GLASS 16	0.00	0.00	0.00	0.00	0.00	0.00	0.00	0.00	0.00
019-9206	RICHLAND CO FOUNDATION GRANT-SEASONAL SCIE 16	0.00	0.00	0.00	0.00	0.00	0.00	0.00	0.00	0.00
019-9207	RICHLAND CO FOUNDATION-S CORE COMMON CORE 16	0.00	0.00	0.00	0.00	0.00	0.00	0.00	0.00	0.00
019-9208	RICHLAND CO FOUND-BUILD A COMM OF READERS	0.00	0.00	0.00	0.00	0.00	0.00	0.00	0.00	0.00
019-9209	RICH CO FOUND-LEARN TO READ FOR A LIFETIME	0.00	0.00	0.00	0.00	0.00	0.00	0.00	0.00	0.00
019-9210	RICH CO FOUND-MULTI-SENS APPROACH TO LEARNING	0.00	0.00	0.00	0.00	0.00	0.00	0.00	0.00	0.00
019-9211	RICH CO FOUND-BEE AWARENESS	0.00	0.00	0.00	0.00	0.00	0.00	0.00	0.00	0.00
019-9212	RICH CO FOUND-DONT LET THE PIGEON STOP TALK	0.00	0.00	0.00	0.00	0.00	0.00	0.00	0.00	0.00
019-9213	RICH CO FOUND-BRAIN GAMES 5.0	0.00	0.00	0.00	0.00	0.00	0.00	0.00	0.00	0.00
019-9214	RICH CO FOUND-TALKING SENSE TO OUR NUMBERS	0.00	0.00	0.00	0.00	0.00	0.00	0.00	0.00	0.00
019-9215	RICH CO FOUND-SEE THE CIVILIZATION	0.00	0.00	0.00	0.00	0.00	0.00	0.00	0.00	0.00
019-9216	RICH CO FOUND-SCIENCE OLYMPIAD	0.00	0.00	0.00	0.00	0.00	0.00	0.00	0.00	0.00
019-9217	RICH CO FOUND-KICK BACK WITH CLASSICS	0.00	0.00	0.00	0.00	0.00	0.00	0.00	0.00	0.00
019-9218	RICH CO FOUND-WRITE STUFF STEAM KIT	0.00	0.00	0.00	0.00	0.00	0.00	0.00	0.00	0.00

Reporting Period: June 2023 (FY 2023)

7/10/23 9:08 AM

As Of Period: 06/30/2023

**LEXINGTON LOCAL SCHOOLS  
Appropriation Summary Report**

Fund-SCC	Description	FYTD Appropriated	Prior Year Encumbrance	FYTD Expendable	FYTD Expended	MTD Expended	Encumbrance	Future Encumbrance	FYTD Unencumbered	Percent Expended/Encumbered
019-9219	RICH CO FOUND-CLASSROOM LIBRARY	\$ 0.00	\$ 0.00	\$ 0.00	\$ 0.00	\$ 0.00	\$ 0.00	\$ 0.00	\$ 0.00	0.00 %
019-9220	RICH CO FOUND-LEGOS AND BUILDING BLOCKS	0.00	0.00	0.00	0.00	0.00	0.00	0.00	0.00	0.00
019-9221	RICH CO FOUND-SCIENCE DISCOVERY BINS	0.00	0.00	0.00	0.00	0.00	0.00	0.00	0.00	0.00
019-9222	RICH CO FOUND-ONE BIG HAPPY FAMILY	0.00	0.00	0.00	0.00	0.00	0.00	0.00	0.00	0.00
019-9223	RICH CO FOUND-MAKER MAVEN STEM	0.00	0.00	0.00	0.00	0.00	0.00	0.00	0.00	0.00
019-9224	RICH CO FOUND-STEM SNAP CIRCUITS	0.00	0.00	0.00	0.00	0.00	0.00	0.00	0.00	0.00
019-9225	RICH CO FOUND GRANT-STEM MATERIALS SNAP CIRCUITS	0.00	0.00	0.00	0.00	0.00	0.00	0.00	0.00	0.00
019-9226	RICH CO FOUND GRANT-SCIENCE ENRICH FIELD TRIP	253.00	0.00	253.00	253.00	0.00	0.00	0.00	0.00	100.00
019-9227	RICH CO FOUND GRANT-CAREER BOOKS AND ACTIVITIES	532.00	0.00	532.00	532.00	0.00	0.00	0.00	0.00	100.00
019-9228	RICH CO FOUND GRANT-SOCIAL STUDIES MAKERSPACE	1,490.34	0.00	1,490.34	1,472.82	0.00	0.00	0.00	17.52	98.82
019-9301	RICH CO FOUND/SECO ROBOTICS GRANT (HEIMANN)	0.00	0.00	0.00	0.00	0.00	0.00	0.00	0.00	0.00
019-9302	RICH CO RETIRED TEACHERS ASSOC	0.00	0.00	0.00	0.00	0.00	0.00	0.00	0.00	0.00
019-9303	OHIO POWER GRANT (BERRY)	0.00	0.00	0.00	0.00	0.00	0.00	0.00	0.00	0.00
019-9304	RICHLAND CO RETIRED TEACHERS - HS ENGLISH	0.00	0.00	0.00	0.00	0.00	0.00	0.00	0.00	0.00
019-9305	OTHER GRANT	500.00	0.00	500.00	500.00	0.00	0.00	0.00	0.00	100.00
019-9500	DOLLAR GENERAL LIT FOUND -	0.00	0.00	0.00	0.00	0.00	0.00	0.00	0.00	0.00

Reporting Period: June 2023 (FY 2023)

7/10/23 9:08 AM

As Of Period: 06/30/2023

### LEXINGTON LOCAL SCHOOLS Appropriation Summary Report

Fund-SCC	Description	FYTD Appropriated	Prior Year Encumbrance	FYTD Expendable	FYTD Expended	MTD Expended	Encumbrance	Future Encumbrance	FYTD Unencumbered	Percent Expended/Encumbered
	YOUTH LIT FY16									
019-9502	RICHLAND CO HMG SENSORY GRANT	\$ 0.00	\$ 0.00	\$ 0.00	\$ 0.00	\$ 0.00	\$ 0.00	\$ 0.00	\$ 0.00	0.00 %
019-9616	WALMART TEACHER OF THE YEAR-DANIELLE SAVAGE	0.00	0.00	0.00	0.00	0.00	0.00	0.00	0.00	0.00
022-9601	OHSAA TOURNAMENT AGENCY FUND	11,545.88	4,975.00	16,520.88	5,309.78	0.00	0.00	0.00	11,211.10	32.14
024-0000	EMPLOYEE BENEFITS FUND FOR MEDICAL/DENTAL	5,658,000.00	259,508.34	5,917,508.34	5,472,865.50	462,563.47	303,613.65	0.00	141,029.19	97.62
034-0000	OFCC PROJECT MAINTENANCE FUND	93,206.00	0.00	93,206.00	92,562.57	0.00	0.00	0.00	643.43	99.31
200-9101	HIGH SCHOOL ART CLUB	0.00	0.00	0.00	0.00	0.00	0.00	0.00	0.00	0.00
200-9102	HIGH SCHOOL DRAMA CLUB	11,300.00	550.00	11,850.00	7,356.59	0.00	1,658.50	0.00	2,834.91	76.08
200-9103	HIGH SCHOOL MATH CLUB	0.00	0.00	0.00	52.70	0.00	0.00	0.00	(52.70)	0.00
200-9104	HIGH SCHOOL LEADERSHIP COUNCIL	1,650.00	250.00	1,900.00	0.00	0.00	0.00	0.00	1,900.00	0.00
200-9105	HIGH SCHOOL FRENCH CLUB	0.00	0.00	0.00	469.75	192.31	0.00	0.00	(469.75)	0.00
200-9107	HIGH SCHOOL SPANISH CLUB	0.00	252.00	252.00	0.00	0.00	0.00	0.00	252.00	0.00
200-9108	HIGH SCHOOL LEO CLUB	1,000.00	601.14	1,601.14	133.06	0.00	601.14	0.00	866.94	45.85
200-9114	HIGH SCHOOL STUDENT COUNCIL FUND	2,500.00	1,050.00	3,550.00	4,151.03	612.69	0.00	0.00	(601.03)	116.93
200-9115	HIGH SCHOOL KEY CLUB	2,500.00	0.00	2,500.00	1,418.75	222.21	0.59	0.00	1,080.66	56.77
200-9116	HIGH SCHOOL CHESS CLUB	0.00	0.00	0.00	176.54	0.00	0.00	0.00	(176.54)	0.00
200-9119	HIGH SCHOOL YEARBOOK FUND	15,000.00	12,404.20	27,404.20	21,933.58	6,678.63	3,959.60	0.00	1,511.02	94.49
200-9120	HIGH SCHOOL JOURNALISM FUND	0.00	0.00	0.00	0.00	0.00	0.00	0.00	0.00	0.00
200-9121	HIGH SCHOOL NATIONAL HONOR SOCIETY	5,933.81	0.00	5,933.81	4,785.50	281.00	0.00	0.00	1,148.31	80.65
200-9160	HIGH SCHOOL GERMAN CLUB	0.00	0.00	0.00	0.00	0.00	0.00	0.00	0.00	0.00

**LEXINGTON LOCAL SCHOOLS  
Appropriation Summary Report**

Fund-SCC	Description	FYTD Appropriated	Prior Year Encumbrance	FYTD Expendable	FYTD Expended	MTD Expended	Encumbrance	Future Encumbrance	FYTD Unencumbered	Percent Expended/Encumbered
200-9201	JUNIOR HIGH ART CLUB	\$ 500.00	\$ 0.00	\$ 500.00	\$ 500.00	\$ 0.00	\$ 0.00	\$ 0.00	\$ 0.00	100.00 %
200-9204	JUNIOR HIGH STUDENT COUNCIL FUND	1,750.00	0.00	1,750.00	1,079.34	0.00	0.00	0.00	670.66	61.68
200-9205	JUNIOR HIGH LIBRARY CLUB	0.00	0.00	0.00	0.00	0.00	0.00	0.00	0.00	0.00
200-9301	EASTERN ELEMENTARY STUDENT ACTIVITY FUND	1,500.00	0.00	1,500.00	3,059.71	0.00	0.00	0.00	(1,559.71)	203.98
200-9302	EASTERN ELEMENTARY ROBOTICS FUND	0.00	0.00	0.00	0.00	0.00	0.00	0.00	0.00	0.00
200-9401	CENTRAL ELEMENTARY STUDENT ACTIVITY FUND	0.00	0.00	0.00	0.00	0.00	0.00	0.00	0.00	0.00
200-9611	HIGH SCHOOL INFORMED TEENS FUND	0.00	0.00	0.00	0.00	0.00	0.00	0.00	0.00	0.00
200-9612	JUNIOR HIGH INFORMED TEENS FUND	500.00	500.00	1,000.00	341.95	300.00	500.00	0.00	158.05	84.20
300-9106	HIGH SCHOOL INTRAMURALS	0.00	0.00	0.00	0.00	0.00	0.00	0.00	0.00	0.00
300-9115	JAZZ BAND	0.00	0.00	0.00	754.99	0.00	0.00	0.00	(754.99)	0.00
300-9116	CHOIR	0.00	0.00	0.00	0.00	0.00	0.00	0.00	0.00	0.00
300-9206	JUNIOR HIGH PHYS ED DEPARTMENT FUND	666.01	0.00	666.01	0.00	0.00	0.00	0.00	666.01	0.00
300-9210	JR HIGH INSTRUMENTAL	0.00	0.00	0.00	0.00	0.00	0.00	0.00	0.00	0.00
300-9600	ATHLETIC FUND	239,030.00	18,633.56	257,663.56	239,466.22	11,016.63	1,046.94	0.00	17,150.40	93.34
300-9601	ATHLETIC CAPITAL FUND	37,969.24	6,386.66	44,355.90	0.00	0.00	26,274.44	0.00	18,081.46	59.24
300-9602	ORCHESTRA	0.00	0.00	0.00	0.00	0.00	0.00	0.00	0.00	0.00
300-9603	ELEMENTARY MUSIC	0.00	0.00	0.00	0.00	0.00	0.00	0.00	0.00	0.00
300-9605	BAND	0.00	0.00	0.00	0.00	0.00	0.00	0.00	0.00	0.00
451-9020	Network Connectivity FY 2020	0.00	0.00	0.00	0.00	0.00	0.00	0.00	0.00	0.00
451-9021	Network Connectivity FY 2021	0.00	0.00	0.00	0.00	0.00	0.00	0.00	0.00	0.00
451-9022	Network	0.00	0.00	0.00	0.00	0.00	0.00	0.00	0.00	0.00

Reporting Period: June 2023 (FY 2023)

7/10/23 9:08 AM

As Of Period: 06/30/2023

**LEXINGTON LOCAL SCHOOLS  
Appropriation Summary Report**

Fund-SCC	Description	FYTD Appropriated	Prior Year Encumbrance	FYTD Expendable	FYTD Expended	MTD Expended	Encumbrance	Future Encumbrance	FYTD Unencumbered	Percent Expended/Encumbered
451-9023	Connectivity FY2022 DATA COMMUNICATION FUND	\$ 9,000.00	\$ 0.00	\$ 9,000.00	\$ 9,000.00	\$ 0.00	\$ 0.00	\$ 0.00	\$ 0.00	100.00 %
451-9922	Emergency Connectivity FY2022	0.00	0.00	0.00	0.00	0.00	0.00	0.00	0.00	0.00
467-0000	STUDENT WELLNESS AND SUCCESS FUND	0.00	0.00	0.00	0.00	0.00	0.00	0.00	0.00	0.00
499-9020	SCHOOL SAFETY GRANT FY20	0.00	0.00	0.00	0.00	0.00	0.00	0.00	0.00	0.00
499-9021	SCHOOL SAFETY GRANT FY21	0.00	0.00	0.00	0.00	0.00	0.00	0.00	0.00	0.00
499-9022	SCHOOL SAFETY GRANT FY22	0.00	0.00	0.00	0.00	0.00	0.00	0.00	0.00	0.00
499-9023	MISCELLANEOUS STATE GRANT FUND	12,497.09	0.00	12,497.09	12,497.09	0.00	0.00	0.00	0.00	100.00
499-9101	STATE GRANT 2001 READING IMPROV.INCENT-	0.00	0.00	0.00	0.00	0.00	0.00	0.00	0.00	0.00
499-9121	SCHOOL BUS PURCHASE PROGRAM	135,000.00	0.00	135,000.00	135,000.00	0.00	0.00	0.00	0.00	100.00
499-9122	SCHOOL BUS PURCHASE PROGRAM	0.00	0.00	0.00	0.00	0.00	0.00	0.00	0.00	0.00
499-9123	MISCELLANEOUS STATE GRANT FUND	0.00	0.00	0.00	0.00	0.00	0.00	0.00	0.00	0.00
499-9922	MISCELLANEOUS STATE GRANT FUND	0.00	0.00	0.00	0.00	0.00	0.00	0.00	0.00	0.00
506-9913	OHIO RESIDENT EDUCATOR PROGRAM	0.00	0.00	0.00	0.00	0.00	0.00	0.00	0.00	0.00
506-9914	OHIO RESIDENT EDUCATOR PROGRAM	0.00	0.00	0.00	0.00	0.00	0.00	0.00	0.00	0.00
507-0000	ELEMENTARY AND SECONDARY SCHOOL EMERGENCY RELIEF FUND	0.00	0.00	0.00	0.00	0.00	0.00	0.00	0.00	0.00
507-9021	ESSER FUNDING FY21	0.00	0.00	0.00	0.00	0.00	0.00	0.00	0.00	0.00
507-9022	ESSER ARP FUNDING	947,366.15	245,036.25	1,192,402.40	1,067,699.78	105,887.33	23,874.77	0.00	100,827.85	91.54

Reporting Period: June 2023 (FY 2023)

7/10/23 9:08 AM

As Of Period: 06/30/2023

### LEXINGTON LOCAL SCHOOLS Appropriation Summary Report

Fund-SCC	Description	FYTD Appropriated	Prior Year Encumbrance	FYTD Expendable	FYTD Expended	MTD Expended	Encumbrance	Future Encumbrance	FYTD Unencumbered	Percent Expended/Encumbered
507-9023	ELEMENTARY AND SECONDARY SCHOOL EMERGENCY RELIEF FUND	\$ 0.00	\$ 0.00	\$ 0.00	\$ 0.00	\$ 0.00	\$ 0.00	\$ 0.00	\$ 0.00	0.00 %
507-9921	ESSER II FUNDING	13,439.78	12,007.37	25,447.15	25,447.15	0.00	0.00	0.00	0.00	100.00
510-9021	CRF FUNDING FY21	0.00	0.00	0.00	0.00	0.00	0.00	0.00	0.00	0.00
516-9020	IDEA-B SPECIAL EDUCATION FY20	0.00	0.00	0.00	0.00	0.00	0.00	0.00	0.00	0.00
516-9021	IDEA-B SPECIAL EDUCATION FY21	0.00	0.00	0.00	0.00	0.00	0.00	0.00	0.00	0.00
516-9022	IDEA-B SPECIAL EDUCATION FY22	0.00	37,191.85	37,191.85	3,999.56	0.00	0.00	0.00	33,192.29	10.75
516-9023	IDEA PART B GRANTS	540,965.95	0.00	540,965.95	540,965.95	(15,768.38)	0.00	0.00	0.00	100.00
516-9024	IDEA PART B GRANTS	0.00	0.00	0.00	0.00	0.00	0.00	0.00	0.00	0.00
516-9922	IDEA PART B GRANTS	0.00	4,522.13	4,522.13	0.00	0.00	0.00	0.00	4,522.13	0.00
572-9020	TITLE I FY20	0.00	0.00	0.00	0.00	0.00	0.00	0.00	0.00	0.00
572-9021	TITLE I FY21	0.00	50.00	50.00	0.00	0.00	0.00	0.00	50.00	0.00
572-9022	TITLE I FY22	0.00	11,697.68	11,697.68	6,667.10	0.00	0.00	0.00	5,030.58	57.00
572-9023	TITLE I DISADVANTAGED CHILDREN	261,042.38	0.00	261,042.38	258,892.17	(8,321.63)	2,699.37	0.00	(549.16)	100.21
572-9024	TITLE I DISADVANTAGED CHILDREN	0.00	0.00	0.00	0.00	0.00	0.00	0.00	0.00	0.00
572-9921	EOEC	0.00	0.00	0.00	0.00	0.00	0.00	0.00	0.00	0.00
572-9922	TITLE I DISADVANTAGED CHILDREN	0.00	0.00	0.00	7,000.00	0.00	0.00	0.00	(7,000.00)	0.00
572-9923	TITLE I DISADVANTAGED CHILDREN	1,783.65	0.00	1,783.65	1,783.65	0.00	0.00	0.00	0.00	100.00
584-9022	TITLE IV FY22	0.00	0.00	0.00	0.00	0.00	0.00	0.00	0.00	0.00
584-9023	TITLE IV, PART A, STUDENT SUPPORT AND ACADEMIC ENRICHMENT PROGRAMS	26,275.00	0.00	26,275.00	26,275.00	0.00	0.00	0.00	0.00	100.00
584-9024	TITLE IV, PART A, STUDENT SUPPORT AND ACADEMIC ENRICHMENT PROGRAMS	0.00	0.00	0.00	0.00	0.00	0.00	0.00	0.00	0.00
587-9020	EARLY CHILDHOOD	0.00	0.00	0.00	0.00	0.00	0.00	0.00	0.00	0.00

### LEXINGTON LOCAL SCHOOLS Appropriation Summary Report

Fund-SCC	Description	FYTD Appropriated	Prior Year Encumbrance	FYTD Expendable	FYTD Expended	MTD Expended	Encumbrance	Future Encumbrance	FYTD Unencumbered	Percent Expended/Encumbered
	SPECIAL EDUCATION IDEA FY20									
587-9021	EARLY CHILDHOOD SPECIAL EDUCATION IDEA FY21	\$ 0.00	\$ 0.00	\$ 0.00	\$ 0.00	\$ 0.00	\$ 0.00	\$ 0.00	\$ 0.00	0.00 %
587-9022	EARLY CHILDHOOD SPECIAL EDUCATION IDEA FY22	0.00	0.00	0.00	0.00	0.00	0.00	0.00	0.00	0.00
587-9023	IDEA PRESCHOOL-HANDICAPPED	12,565.18	0.00	12,565.18	8,065.13	0.00	2,690.00	0.00	1,810.05	85.59
587-9024	IDEA PRESCHOOL-HANDICAPPED	0.00	0.00	0.00	0.00	0.00	0.00	0.00	0.00	0.00
587-9922	IDEA PRESCHOOL-HANDICAPPED	0.00	0.00	0.00	0.00	0.00	0.00	0.00	0.00	0.00
587-9923	IDEA PRESCHOOL-HANDICAPPED	6,034.35	0.00	6,034.35	6,034.35	0.00	0.00	0.00	0.00	100.00
590-9020	TITLE II-A IMPROVING TEACHER QUALITY FY20	0.00	0.00	0.00	0.00	0.00	0.00	0.00	0.00	0.00
590-9021	TITLE II-A IMPROVING TEACHER QUALITY FY21	0.00	0.00	0.00	0.00	0.00	0.00	0.00	0.00	0.00
590-9022	TITLE II-A IMPROVING TEACHER QUALITY FY22	0.00	0.00	0.00	0.00	0.00	0.00	0.00	0.00	0.00
590-9023	IMPROVING TEACHER QUALITY	55,315.52	0.00	55,315.52	55,315.52	0.00	0.00	0.00	0.00	100.00
590-9024	IMPROVING TEACHER QUALITY	0.00	0.00	0.00	0.00	0.00	0.00	0.00	0.00	0.00
599-9020	TITLE IV FY20	0.00	0.00	0.00	0.00	0.00	0.00	0.00	0.00	0.00
599-9021	TITLE IV FY21	0.00	0.00	0.00	0.00	0.00	0.00	0.00	0.00	0.00
599-9023	MISCELLANEOUS FED. GRANT FUND	47,992.94	0.00	47,992.94	47,992.94	22,246.84	0.00	0.00	0.00	100.00
599-9921	RICHLAND COUNTY MOBILE HOT SPOT GRANT	0.00	0.00	0.00	0.00	0.00	0.00	0.00	0.00	0.00
599-9922	MISCELLANEOUS FED. GRANT FUND	0.00	0.00	0.00	0.00	0.00	0.00	0.00	0.00	0.00
599-9923	MISCELLANEOUS FED. GRANT FUND	129,750.00	0.00	129,750.00	90,477.23	90,477.23	38,420.80	0.00	851.97	99.34
<b>Grand Total</b>		<b>\$ 42,542,337.49</b>	<b>\$ 10,892,410.97</b>	<b>\$ 53,434,748.46</b>	<b>\$ 50,744,758.63</b>	<b>\$ 3,065,993.55</b>	<b>\$ 2,116,478.79</b>	<b>\$ 0.00</b>	<b>\$ 573,511.04</b>	