

LEXINGTON LOCAL SCHOOLS



FINANCIAL REPORT
FOR THE PERIOD ENDING
MAY 31, 2023

PREPARED BY
JASON WHITESEL, TREASURER/CFO

Gross Depository Balances:

Richland Bank MMA 5719	\$4,356,432.83
Richland Bank Sweep Acct 3520	\$792,389.32
Richland Bank General Acct 0580	\$300,125.00
Richland Bank Anthem Sweep 3523	\$609,251.72
Richland Bank EE Benefits 3180	\$0.00
Richland Bank Payroll Acct 9780	\$25,729.65
Richland Bank Athletic Acct 3280	\$5,650.00

Total Depository Balances (Gross) \$6,089,578.52

Adjustments to Bank Balance:

Cash in Transit to Bank	\$10,474.27
Outstanding Checks	(\$221,174.75)
Adjustments:	
Outstanding Vision Adjustment	(\$4.04)
Municipal Income Tax Deduction	(\$1,534.62)

Total Adjustments to Bank Balance (\$212,239.14)

Investments:

Treasury Bonds and Notes	\$3,904,031.74
Certificate of Deposits	\$3,323,116.64
Other Securities	\$0.00
Other Investments:	
Richland Bank MMA 5750	\$208,868.99
Richland Bank MMA R252	\$1,018,947.82

Total Investments \$8,454,965.19

Cash on Hand:

Petty Cash:	
Treasurer's Office	\$100.00
High School	\$50.00
Junior High School	\$50.00
Eastern, Central, Western	\$200.00
Change Cash:	
Athletic Change	\$3,000.00
Cafeteria Change	\$276.00
Junior High School Change	\$100.00
Central Change	\$500.00
Cash with Fiscal Agent	\$0.00

Total Cash on Hand \$4,276.00

Total Balances \$14,336,580.57

Total Fund Balance \$14,336,580.57

May 01, 2023 through May 31, 2023

Account Name : Lexington Local SD Managing Agency

Account No : 5750

Summary Of Investment Holdings

Shares or Par Value	Investment Category		Avg Unit Cost	Cost Basis	Unit Price	Market Value	Estimated Current Ann Inc	Current Yield
<u>Money Markets - Taxable</u>								
208,868.99	Northern Instl Government Select Portfolio		1.00	208,868.99	1.00	208,868.99	10,380.79	4.97%
Totals				208,868.99		208,868.99	10,380.79	4.97%
<u>Marketable CDs</u>								
200,000	Capital One Natl Assn Va	0.500%	11/24/2023	100.00	200,000.00	97.70	1,000.00	0.51%
200,000	Luana Savings Bank	0.200%	12/29/2023	100.00	200,000.00	97.08	400.00	0.21%
100,000	Border State Bank	1.100%	03/27/2024	100.00	100,000.00	96.59	1,100.00	1.14%
200,000	Jpmorgan Chase Bk N A	4.700%	04/30/2024	100.00	200,000.00	99.40	9,400.00	4.73%
248,000	Live Oak Banking Company	1.250%	09/13/2024	100.00	248,000.00	94.90	3,100.00	1.32%
200,000	Industrial & Com Bank 0.3	0.350%	02/11/2025	100.00	200,000.00	92.05	700.00	0.38%
150,000	Barclays Bk Del	2.950%	05/12/2025	100.00	150,000.00	95.74	4,425.00	3.08%
248,000	Goldman Sachs Bk USA	0.800%	08/18/2025	100.00	248,000.00	90.82	1,984.00	0.88%
200,000	First Ctzns Bk & Tr Co Rale	4.700%	10/28/2025	100.00	200,000.00	98.84	9,400.00	4.76%
200,000	Morgan Stanley Private Bk N	4.050%	09/30/2026	100.00	200,000.00	96.03	8,100.00	4.22%
200,000	Morgan Stanley Bk N A	4.850%	10/30/2026	100.00	200,000.00	99.45	9,700.00	4.88%
248,000	Somerset Tr Co Pa	4.350%	01/13/2027	100.00	248,000.00	97.49	10,788.00	4.46%
200,000	First Bank Chicago	5.000%	05/07/2027	100.00	200,000.00	99.34	10,000.00	5.03%
243,000	Bankers Bk Madison WI	4.250%	11/24/2027	100.00	243,000.00	96.60	10,327.50	4.40%
243,000	Discover Bk	4.400%	04/17/2028	100.05	243,116.64	97.00	10,692.00	4.54%
243,000	Bmo Harris Bk Natl Assn Chi	4.500%	05/16/2028	100.00	243,000.00	97.39	10,935.00	4.62%
Totals				3,323,116.64		3,209,428.87	102,051.50	3.18%
<u>U.S. Treasury Bills</u>								
300,000	United States Treas Bills		02/22/2024	95.15	285,455.17	96.44	14,593.50	5.04%
Totals				285,455.17		289,323.98	14,593.50	5.04%
<u>U.S. Treasury Bds/Nts</u>								
300,000	United States Treas Nts	3.250%	06/30/2027	98.00	294,000.00	97.57	9,750.00	3.33%

May 01, 2023 through May 31, 2023

Account Name : Lexington Local SD Managing Agency

Account No : 5750

Summary Of Investment Holdings

Shares or Par Value	Investment Category			Avg Unit Cost	Cost Basis	Unit Price	Market Value	Estimated Current Ann Inc	Current Yield
Totals					294,000.00		292,722.66	9,750.00	3.33%
<u>U.S. Govt Agv-Exempt State</u>									
200,000	Federal Home Loan Banks	1.650%	12/28/2023	100.00	200,000.00	97.87	195,730.68	3,300.00	1.69%
200,000	Federal Home Loan Banks	0.220%	05/24/2024	100.00	200,000.00	95.11	190,216.29	440.00	0.23%
200,000	Federal Home Loan Banks	1.000%	07/19/2024	100.00	200,000.00	95.27	190,547.53	2,000.00	1.05%
200,000	Federal Farm Cr Bks	0.430%	10/15/2024	100.00	200,000.00	93.63	187,260.43	860.00	0.46%
250,000	Federal Home Loan Banks	2.000%	12/17/2024	100.09	250,228.87	95.33	238,324.16	5,000.00	2.10%
200,000	Federal Home Loan Banks	0.500%	09/10/2025	100.00	200,000.00	91.00	182,001.29	1,000.00	0.55%
200,000	Federal Home Loan Banks	0.500%	11/12/2025	100.00	200,000.00	90.58	181,162.12	1,000.00	0.55%
200,000	Federal Home Loan Banks	1.000%	03/30/2026	100.00	200,000.00	90.24	180,485.82	2,000.00	1.11%
200,000	Federal Farm Cr Bks	4.400%	06/22/2026	100.27	200,532.19	97.72	195,433.24	8,800.00	4.50%
300,000	Federal Home Loan Banks	1.125%	09/29/2026	100.09	300,265.51	89.55	268,647.66	3,375.00	1.26%
250,000	Federal Home Loan Banks	1.300%	11/24/2026	99.88	249,687.50	89.51	223,778.36	3,250.00	1.45%
Totals					2,400,714.07		2,233,587.58	31,025.00	1.39%
<u>U.S. Govt Agv-Non-Ex St-Int Only</u>									
200,000	Federal Home Ln Mtg Corp	3.200%	05/16/2025	100.00	200,000.00	96.60	193,191.78	6,400.00	3.31%
225,000	Federal Natl Mtg Assn	0.650%	07/30/2025	99.95	224,887.50	91.61	206,125.98	1,462.50	0.71%
300,000	Federal Farm Cr Bks	5.300%	10/19/2026	99.73	299,175.00	98.88	296,645.59	15,900.00	5.36%
200,000	Federal Home Ln Mtg Corp	5.000%	09/30/2027	99.90	199,800.00	98.34	196,674.06	10,000.00	5.08%
Totals					923,862.50		892,637.41	33,762.50	3.78%
Total Investments					7,436,017.37		7,126,569.49	201,563.29	2.83%
Plus Net Cash							0.00		
Total Market Value							7,126,569.49		

Gain or Loss amounts and transactions, as shown, may not reflect the amount to be used for income tax purposes.

May 01, 2023 through May 31, 2023

Account Name : Lexington Local SD Bond Acct Man Agcy

Account No : R252

Summary Of Investment Holdings

Shares or Par Value	Investment Category	Avg Unit Cost	Cost Basis	Unit Price	Market Value	Estimated Current Ann Inc	Current Yield
Money Markets - Taxable							
1,018,947.82	Northern Instl Government Select Portfolio	1.00	1,018,947.82	1.00	1,018,947.82	50,641.71	4.97%
<i>Totals</i>			1,018,947.82		1,018,947.82	50,641.71	4.97%
<i>Total Investments</i>			1,018,947.82		1,018,947.82	50,641.71	4.97%
<i>Plus Net Cash</i>					0.00		
<i>Total Market Value</i>					1,018,947.82		

Gain or Loss amounts and transactions, as shown, may not reflect the amount to be used for income tax purposes.

LEXINGTON LOCAL SCHOOLS
INVESTMENT REPORT FOR THE MONTH ENDING
MAY 31, 2023

INTEREST EARNED:	THIS MONTH	FISCAL YEAR TO DATE
Richland Bank, General Sweep	\$2,216.72	\$28,443.32
Richland Bank, General MMA	\$12,292.81	\$56,963.88
Richland Bank, Anthem Sweep	\$1,219.13	\$8,482.95
Star Ohio	\$0.00	\$0.00
CDs, Bonds, and other investments	\$17,246.45	\$95,684.01
TOTAL INTEREST RECEIVED	\$32,975.11	\$189,574.16

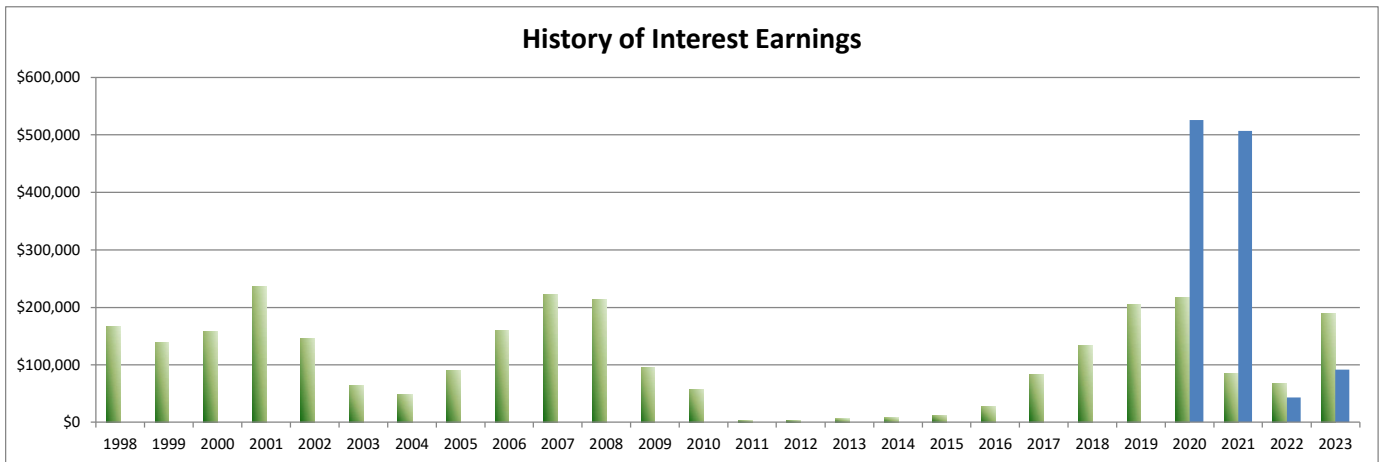
INTEREST EARNED (LEX BOND ACCT)	THIS MONTH	FISCAL YEAR TO DATE
Richland Bank, General Sweep	\$0.00	\$0.00
Richland Bank, General MMA	\$0.00	\$0.00
Richland Bank, Anthem Sweep	\$0.00	\$0.00
Star Ohio	\$0.00	\$0.00
CDs, Bonds, and other investments	\$1,853.92	\$91,930.22
TOTAL INTEREST RECEIVED	\$1,853.92	\$91,930.22

History of Interest Earnings	Fiscal Year	Interest Earnings
	1998	\$ 167,057.52
	1999	\$ 138,113.69
	2000	\$ 157,991.72
	2001	\$ 236,839.79
	2002	\$ 146,052.34
	2003	\$ 63,712.36
	2004	\$ 47,970.95
	2005	\$ 90,719.94
	2006	\$ 158,724.51
	2007	\$ 221,998.86
	2008	\$ 213,660.34
	2009	\$ 95,639.63
	2010	\$ 56,860.22
	2011	\$ 3,001.78
	2012	\$ 3,090.00
	2013	\$ 5,758.97
	2014	\$ 8,349.92
	2015	\$ 11,765.22
	2016	\$ 28,300.22
	2017	\$ 83,194.26
	2018	\$ 133,582.49
	2019	\$ 205,588.68
	2020	\$ 218,228.66
	2021	\$ 85,117.81
	2022	\$ 67,902.15
FISCAL Year To Date	2023	\$189,574.16

Lex Bond Acct Interest Earnings	Fiscal Year	Interest Earnings
	2020	\$526,044.24
	2021	\$507,134.12
	2022	\$43,256.67
FISCAL Year To Date	2023	\$91,930.22

Total Interest Earnings Lex Bond Acct to Date \$1,168,365.25

Total Interest Earnings 1998 to Present \$ 2,838,796.19



As Of Period: 05/31/2023

LEXINGTON LOCAL SCHOOLS

Cash Summary Report

Full Account Code	Description	Initial Cash	MTD Received	FYTD Received	MTD Expended	FYTD Expended	Fund Balance
001-0000	GENERAL FUND	\$ 10,270,343.42	\$ 813,894.38	\$ 22,707,242.70	\$ 2,194,068.48	\$ 23,530,675.70	\$ 9,446,910.42
001-9412	GENERAL BUDGET RESERVE SET- ASIDE-1%/BWC	87,928.97	0.00	0.00	0.00	0.00	87,928.97
002-0000	BOND RETIREMENT FUND	1,539,710.73	895.85	3,437,737.00	126.62	3,131,594.96	1,845,852.77
003-0000	PERMANENT IMPROVEMENT FUND	157,326.37	158.75	715,750.39	102,922.12	866,649.06	6,427.70
004-0000	LFI BUILDING FUND	3,783,948.86	718.02	32,853.23	4,190.00	3,431,500.08	385,302.01
006-0000	FOOD SERVICE FUND	335,154.02	88,822.27	896,414.24	77,447.75	830,188.82	401,379.44
007-9100	LEXINGTON MINUTEMEN ACADEMIC SCHOLARSHIP FUND	135,500.02	3,018.25	17,125.12	0.00	13,150.00	139,475.14
010-0000	CLASSROOM FACILITIES CONSTRUCTION FUND	8,914,173.95	1,135.90	59,076.99	62,061.75	8,363,705.13	609,545.81
018-9100	HIGH SCHOOL PRINCIPAL'S FUND	0.00	1,440.84	6,319.67	528.87	5,499.75	819.92
018-9101	HIGH SCHOOL FLOWER FUND	0.61	0.00	0.00	(68.39)	0.61	0.00
018-9200	JUNIOR HIGH PRINCIPAL'S FUND	7,955.81	0.00	(204.42)	0.00	1,027.50	6,723.89
018-9300	EASTERN PRINCIPAL'S FUND	2,492.63	2,683.00	7,695.87	2,090.47	5,325.62	4,862.88
018-9301	EASTERN ELEMENTARY BOOKFAIR/BOXTOPS FUND	3,616.00	4,721.10	4,721.10	0.00	186.83	8,150.27
018-9302	EASTERN ELEMENTARY MATH	1,036.52	0.00	0.00	0.00	0.00	1,036.52
018-9303	EASTERN RUN CLUB	379.86	0.00	1,060.00	0.00	970.13	469.73
018-9400	CENTRAL PRINCIPAL'S FUND	6,831.69	0.00	2,408.95	665.22	1,923.77	7,316.87
018-9401	CENTRAL ELEMENTARY BOOKFAIR FUND	4,379.76	2,384.63	5,604.10	0.00	1,189.41	8,794.45
018-9402	CENTRAL ELEMENTARY ART	1,941.37	0.00	0.00	0.00	41.60	1,899.77
018-9500	WESTERN PRINCIPAL'S FUND	19,405.20	1,201.00	4,571.70	81.42	3,424.81	20,552.09
018-9501	WESTERN ELEMENTARY BOOKFAIR/BOXTOPS FUND	4,405.06	117.60	4,296.06	0.00	4,623.56	4,077.56
018-9503	WESTERN ELEMENTARY ART	1,986.42	0.00	0.00	0.00	1,174.12	812.30
018-9901	JUNIOR HIGH TEACHER ADVISORY FUND	109.25	0.00	0.00	0.00	13.95	95.30
019-9001	ACADEMIC BOOSTERS GRANTS	769.07	0.00	0.00	0.00	0.00	769.07
019-9121	CENTRAL ELEMENTARY PTO GRANTS	1,845.70	11.39	1,086.46	0.00	0.00	2,932.16
019-9122	EASTERN ELEMENTARY PTO GRANTS	2,495.94	11.38	1,086.45	0.00	0.00	3,582.39
019-9123	WESTERN ELEMENTARY PTO GRANTS	3,233.76	11.39	1,086.44	0.00	0.00	4,320.20
019-9200	RICHLAND COUNTY FOUNDATION GRANT PLAYGROUND	200.00	0.00	0.00	0.00	0.00	200.00
019-9226	RICH CO FOUND GRANT-SCIENCE ENRICH FIELD TRIP	344.55	0.00	0.00	0.00	253.00	91.55
019-9227	RICH CO FOUND GRANT-CAREER BOOKS AND ACTIVITIES	0.00	0.00	532.00	0.00	532.00	0.00
019-9228	RICH CO FOUND GRANT-SOCIAL STUDIES MAKERSPACE	0.00	0.00	1,490.34	0.00	1,472.82	17.52
019-9301	RICH CO FOUND/SECO ROBOTICS GRANT (HEIMANN)	31.72	0.00	0.00	0.00	0.00	31.72
019-9302	RICH CO RETIRED TEACHERS ASSOC	150.00	0.00	0.00	0.00	0.00	150.00
019-9304	RICHLAND CO RETIRED TEACHERS -	200.00	0.00	0.00	0.00	0.00	200.00

As Of Period: 05/31/2023

LEXINGTON LOCAL SCHOOLS

Cash Summary Report

Full Account Code	Description	Initial Cash	MTD Received	FYTD Received	MTD Expended	FYTD Expended	Fund Balance
	HS ENGLISH						
019-9305	OTHER GRANT	\$ 0.00	\$ 0.00	\$ 500.00	\$ (25.68)	\$ 500.00	\$ 0.00
022-9601	OHSAA TOURNAMENT AGENCY FUND	15,697.03	0.00	(10,387.25)	0.00	5,309.78	0.00
024-0000	EMPLOYEE BENEFITS FUND FOR MEDICAL/DENTAL	602,251.69	472,563.09	5,017,298.02	495,253.46	5,010,302.03	609,247.68
034-0000	OFCC PROJECT MAINTENANCE FUND	466,338.41	47.47	186,903.40	37,256.70	92,562.57	560,679.24
200-9101	HIGH SCHOOL ART CLUB	372.46	0.00	0.00	0.00	0.00	372.46
200-9102	HIGH SCHOOL DRAMA CLUB	24,795.32	870.00	11,628.93	3,485.39	7,356.59	29,067.66
200-9103	HIGH SCHOOL MATH CLUB	52.70	0.00	0.00	52.70	52.70	0.00
200-9104	HIGH SCHOOL LEADERSHIP COUNCIL	681.50	0.00	0.00	0.00	0.00	681.50
200-9105	HIGH SCHOOL FRENCH CLUB	364.75	0.00	105.00	277.44	277.44	192.31
200-9107	HIGH SCHOOL SPANISH CLUB	688.50	0.00	0.00	0.00	0.00	688.50
200-9108	HIGH SCHOOL LEO CLUB	1,952.01	0.00	417.45	0.00	133.06	2,236.40
200-9114	HIGH SCHOOL STUDENT COUNCIL FUND	3,541.88	707.00	7,186.00	405.14	3,538.34	7,189.54
200-9115	HIGH SCHOOL KEY CLUB	1,789.17	0.00	891.00	44.42	1,196.54	1,483.63
200-9116	HIGH SCHOOL CHESS CLUB	321.00	0.00	0.00	176.54	176.54	144.46
200-9119	HIGH SCHOOL YEARBOOK FUND	48,496.71	115.00	8,468.00	0.00	15,254.95	41,709.76
200-9120	HIGH SCHOOL JOURNALISM FUND	505.44	0.00	0.00	0.00	0.00	505.44
200-9121	HIGH SCHOOL NATIONAL HONOR SOCIETY	0.00	780.02	6,380.02	0.00	4,504.50	1,875.52
200-9201	JUNIOR HIGH ART CLUB	647.48	500.00	777.18	0.00	500.00	924.66
200-9204	JUNIOR HIGH STUDENT COUNCIL FUND	1,346.98	0.00	1,266.00	266.88	1,079.34	1,533.64
200-9205	JUNIOR HIGH LIBRARY CLUB	77.65	0.00	0.00	0.00	0.00	77.65
200-9301	EASTERN ELEMENTARY STUDENT ACTIVITY FUND	1,281.57	0.00	3,476.77	0.00	3,059.71	1,698.63
200-9302	EASTERN ELEMENTARY ROBOTICS FUND	575.16	0.00	0.00	0.00	0.00	575.16
200-9611	HIGH SCHOOL INFORMED TEENS FUND	903.63	0.00	0.00	0.00	0.00	903.63
200-9612	JUNIOR HIGH INFORMED TEENS FUND	1,053.92	504.50	1,143.72	41.95	41.95	2,155.69
300-9115	JAZZ BAND	1,512.61	0.00	0.00	0.00	754.99	757.62
300-9116	CHOIR	1,284.95	0.00	0.00	0.00	0.00	1,284.95
300-9206	JUNIOR HIGH PHYS ED DEPARTMENT FUND	3,045.75	0.00	246.00	0.00	0.00	3,291.75
300-9210	JR HIGH INSTRUMENTAL	41.03	0.00	0.00	0.00	0.00	41.03
300-9600	ATHLETIC FUND	9,232.36	1,583.97	237,276.02	10,501.23	228,449.59	18,058.79
300-9601	ATHLETIC CAPITAL FUND	81,136.66	12,500.00	37,000.00	0.00	0.00	118,136.66
300-9602	ORCHESTRA	63.22	0.00	0.00	0.00	0.00	63.22
300-9603	ELEMENTARY MUSIC	1,572.09	0.00	0.00	0.00	0.00	1,572.09
300-9605	BAND	232.95	0.00	0.00	0.00	0.00	232.95
451-9023	DATA COMMUNICATION FUND	0.00	0.00	9,000.00	0.00	9,000.00	0.00

As Of Period: 05/31/2023

LEXINGTON LOCAL SCHOOLS

Cash Summary Report

Full Account Code	Description	Initial Cash	MTD Received	FYTD Received	MTD Expended	FYTD Expended	Fund Balance
499-9023	MISCELLANEOUS STATE GRANT FUND	\$ 0.00	\$ 0.00	\$ 12,497.09	\$ 9,788.09	\$ 12,497.09	\$ 0.00
499-9121	SCHOOL BUS PURCHASE PROGRAM	0.00	0.00	135,000.00	0.00	135,000.00	0.00
507-9022	ESSER ARP FUNDING	(80,743.35)	0.00	880,180.81	118,555.51	961,812.45	(162,374.99)
507-9921	ESSER II FUNDING	0.00	0.00	25,447.15	0.00	25,447.15	0.00
516-9022	IDEA-B SPECIAL EDUCATION FY22	(113,767.74)	0.00	117,767.30	0.00	3,999.56	0.00
516-9023	IDEA PART B GRANTS	0.00	0.00	526,768.57	5,015.49	556,734.33	(29,965.76)
516-9922	IDEA PART B GRANTS	(5,510.87)	0.00	5,510.87	0.00	0.00	0.00
572-9022	TITLE I FY22	(37,107.86)	0.00	43,774.96	0.00	6,667.10	0.00
572-9023	TITLE I DISADVANTAGED CHILDREN	0.00	0.00	242,061.99	13,451.32	267,213.80	(25,151.81)
572-9922	TITLE I DISADVANTAGED CHILDREN	0.00	0.00	7,000.00	0.00	7,000.00	0.00
572-9923	TITLE I DISADVANTAGED CHILDREN	0.00	0.00	1,783.65	0.00	1,783.65	0.00
584-9023	TITLE IV, PART A, STUDENT SUPPORT AND ACADEMIC ENRICHMENT PROGRAMS	0.00	0.00	26,275.00	0.00	26,275.00	0.00
587-9023	IDEA PRESCHOOL-HANDICAPPED	0.00	0.00	8,065.13	0.00	8,065.13	0.00
587-9922	IDEA PRESCHOOL-HANDICAPPED	(2,313.40)	0.00	2,313.40	0.00	0.00	0.00
587-9923	IDEA PRESCHOOL-HANDICAPPED	0.00	0.00	0.00	6,034.35	6,034.35	(6,034.35)
590-9023	IMPROVING TEACHER QUALITY	0.00	0.00	55,315.52	(4,181.72)	55,315.52	0.00
599-9023	MISCELLANEOUS FED. GRANT FUND	0.00	0.00	47,992.94	0.00	25,746.10	22,246.84
599-9923	MISCELLANEOUS FED. GRANT FUND	0.00	129,750.00	129,750.00	0.00	0.00	129,750.00
Grand Total		\$ 26,320,310.62	\$ 1,541,146.80	\$ 35,695,035.03	\$ 3,140,513.52	\$ 47,678,765.08	\$ 14,336,580.57

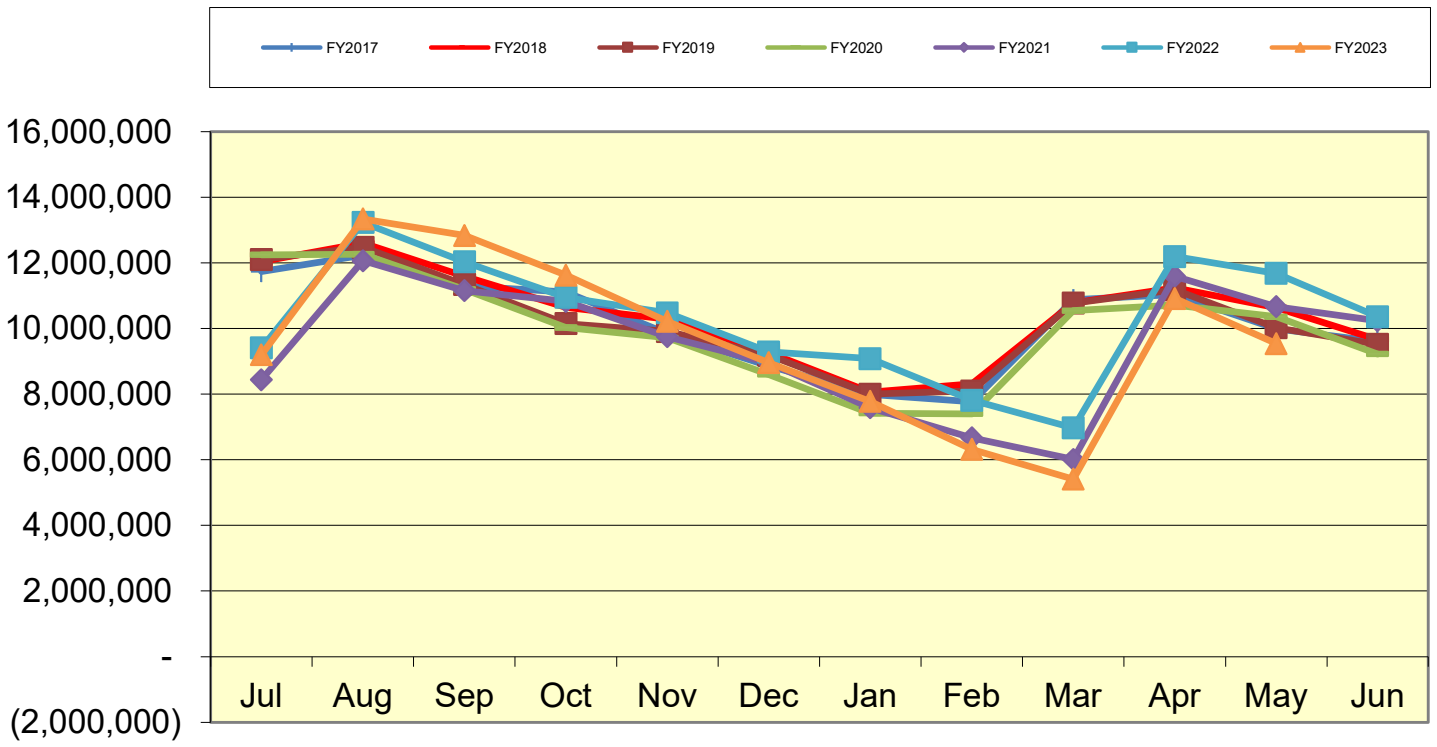
LEXINGTON LOCAL SCHOOLS Spending Plan Summary

ODE Line Number	Monthly Estimate	Monthly Actual	Monthly Difference	FYTD Estimate	FYTD Actual	FYTD Difference
01.010 General Property (Real Estate)	\$ 0.00	\$ 3,160.97	\$ 3,160.97	\$ 11,652,317.00	\$ 11,726,479.06	\$ 74,162.06
01.020 Tangible Personal Property Tax	0.00	69.82	69.82	951,131.00	957,495.99	6,364.99
01.030 Income Tax	0.00	0.00	0.00	0.00	0.00	0.00
01.035 Unrestricted Grants-in-Aid	712,000.00	710,389.61	(1,610.39)	8,024,977.00	8,039,894.39	14,917.39
01.040 Restricted Grants-in-Aid	43,126.00	39,413.58	(3,712.42)	478,982.00	439,396.93	(39,585.07)
01.045 Restricted Federal Grants-in-Aid - SFSF	0.00	0.00	0.00	0.00	0.00	0.00
01.050 Property Tax Allocation	835,082.00	0.00	(835,082.00)	1,764,118.00	929,628.48	(834,489.52)
01.060 All Other Operating Revenue	55,000.00	58,078.45	3,078.45	592,838.00	589,313.31	(3,524.69)
01.070 Total Revenue	1,645,208.00	811,112.43	(834,095.57)	23,464,363.00	22,682,208.16	(782,154.84)
02.010 Proceeds from Sale of Notes	0.00	0.00	0.00	0.00	0.00	0.00
02.020 State Emergency Loans & Advancements (Approved)	0.00	0.00	0.00	0.00	0.00	0.00
02.040 Operating Transfers-In	0.00	0.00	0.00	0.00	0.00	0.00
02.050 Advances-In	0.00	0.00	0.00	0.00	0.00	0.00
02.060 All Other Financial Sources	0.00	2,781.95	2,781.95	14,802.00	25,034.54	10,232.54
02.070 Total Other Financing Sources	0.00	2,781.95	2,781.95	14,802.00	25,034.54	10,232.54
02.080 Total Revenues and Other Financing Sources	1,645,208.00	813,894.38	(831,313.62)	23,479,165.00	22,707,242.70	(771,922.30)
03.010 Personal Services	1,301,323.00	1,220,671.70	(80,651.30)	13,228,302.00	13,311,632.06	83,330.06
03.020 Employees' Retirement/Insurance Benefits	599,741.00	594,944.22	(4,796.78)	6,395,071.00	6,414,915.90	19,844.90
03.030 Purchased Services	298,428.00	260,386.94	(38,041.06)	2,419,362.00	2,421,373.48	2,011.48
03.040 Supplies and Materials	20,000.00	100,418.29	80,418.29	842,526.00	971,642.82	129,116.82
03.050 Capital Outlay	2,822.00	3,630.72	808.72	68,500.00	68,304.23	(195.77)
03.060 Intergovernmental	0.00	0.00	0.00	0.00	0.00	0.00
04.010 Debt Service: All Principal (Historical)	0.00	0.00	0.00	0.00	0.00	0.00
04.020 Debt Service: Principal-Notes	0.00	0.00	0.00	0.00	0.00	0.00
04.030 Debt Service: Principal - State Loans	0.00	0.00	0.00	0.00	0.00	0.00
04.040 Debt Service: Principal - State Advancements	0.00	0.00	0.00	0.00	0.00	0.00
04.050 Debt Service: Principal - HB 264 Loans	0.00	0.00	0.00	0.00	0.00	0.00
04.055 Debt Service: Principal - Other	0.00	0.00	0.00	0.00	0.00	0.00
04.060 Debt Service: Interest and Fiscal Charges	0.00	0.00	0.00	0.00	0.00	0.00
04.300 Other Objects	17,493.00	14,016.61	(3,476.39)	330,616.00	342,807.21	12,191.21
04.500 Total Expenditures	2,239,807.00	2,194,068.48	(45,738.52)	23,284,377.00	23,530,675.70	246,298.70
05.010 Operational Transfers - Out	0.00	0.00	0.00	0.00	0.00	0.00
05.020 Advances - Out	0.00	0.00	0.00	0.00	0.00	0.00
05.030 All Other Financing Uses	0.00	0.00	0.00	0.00	0.00	0.00
05.040 Total Other Financing Uses	0.00	0.00	0.00	0.00	0.00	0.00
05.050 Total Expenditure and Other Financing Uses	2,239,807.00	2,194,068.48	(45,738.52)	23,284,377.00	23,530,675.70	246,298.70
06.010 Excess Rev & Oth Financing Sources over(under) Exp & Oth F	(594,599.00)	(1,380,174.10)	(785,575.10)	194,788.00	(823,433.00)	(1,018,221.00)
07.010 Cash Balance-July1 -Excluding Proposed Renew/Replace & New	0.00	10,915,013.49	10,915,013.49	10,358,272.00	10,358,272.39	0.39
07.020 Cash Balance June 30	(594,599.00)	9,534,839.39	10,129,438.39	10,553,060.00	9,534,839.39	(1,018,220.61)
08.010 Estimated Encumbrances June 30	(250,000.00)	1,253,195.10	1,503,195.10	750,000.00	1,253,195.10	503,195.10

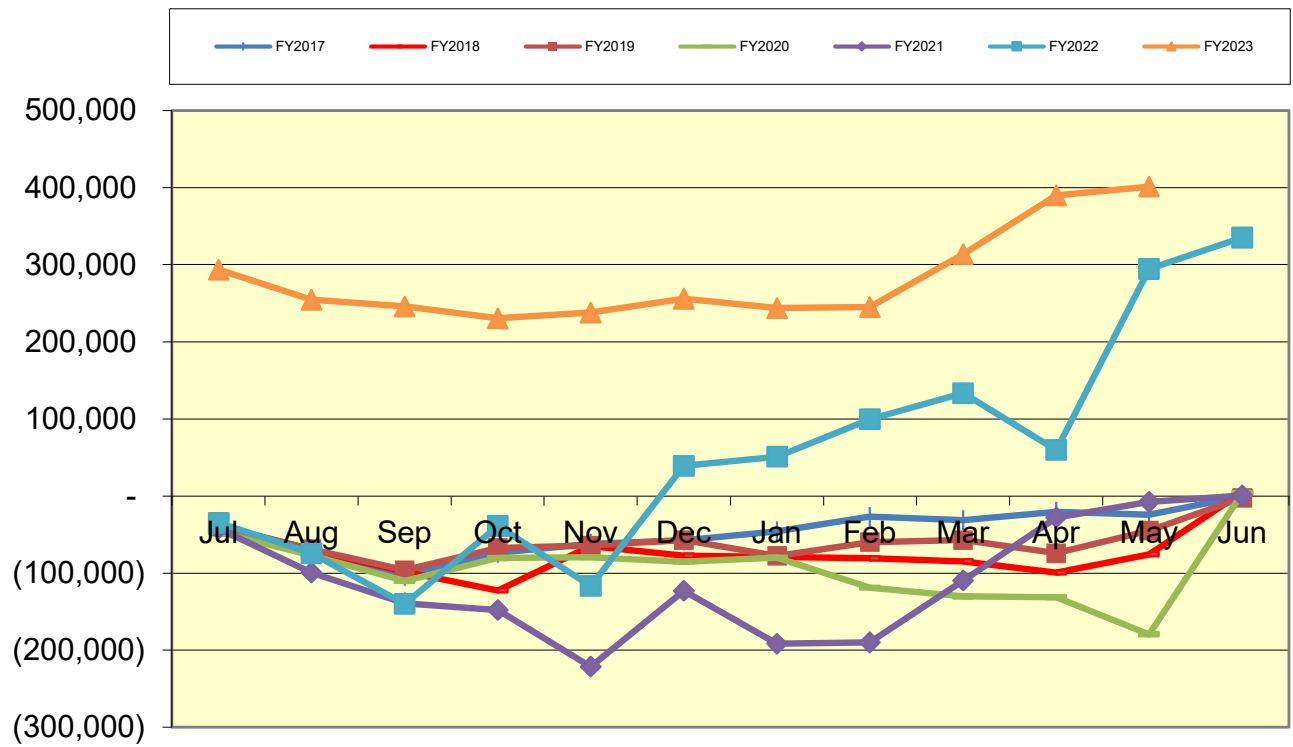
**LEXINGTON LOCAL SCHOOL DISTRICT
GENERAL FUND ONLY 2022-2023
SUMMARY OF RECEIPTS AND EXPENDITURES - FIVE YEAR FORECAST FORMAT**

LINE 7.010	BEGINNING CASH BALANCE		\$ 10,358,272		
	4/30/2023	FISCAL YEAR TO DATE Estimate	FISCAL YEAR TO DATE Actual	VARIANCE Estimate vs. Actual	PERCENT of VARIANCE
REVENUES					
LINE 1.010	Real Estate Tax	\$ 11,652,317	\$ 11,726,479	\$74,162	0.64%
LINE 1.020	Personal Property Tax	\$ 951,131	\$ 957,496	\$6,365	0.67%
LINE 1.030	Income Tax	\$ -	\$ -	\$0	
LINE 1.035	State Funding	\$ 8,024,977	\$ 8,039,895	\$14,918	0.19%
LINE 1.040	Career Tech / Economic Disadv.	\$ 478,982	\$ 439,397	(\$39,585)	-8.26%
LINE 1.050	Property Tax Allocation	\$ 1,764,118	\$ 929,628	(\$834,490)	-47.30%
LINE 1.060	Other Operating Revenue	\$ 592,838	\$ 589,313	(\$3,525)	-0.59%
LINE 1.070	TOTAL REVENUE	\$ 23,464,363	\$ 22,682,208	(\$782,155)	-3.33%
EXPENSES					
LINE 2.01	Proceeds from Notes	\$ -	\$ -	\$0	
LINE 2.04	Transfers In	\$ -	\$ -	\$0	
LINE 2.050	Advances In	\$ -	\$ -	\$0	#DIV/0!
LINE 2.060	Other Financing Sources	\$ 14,802	\$ 25,035	\$10,233	69.13%
LINE 2.070	TOTAL OTHER SOURCES	\$ 14,802	\$ 25,035	\$10,233	69.13%
LINE 2.080	TOTAL REVENUES & Sources	\$ 23,479,165	\$ 22,707,243	(\$771,922)	-3.29%
EXPENSES					
LINE 3.010	Salaries	\$ 13,228,302	\$ 13,311,632	(\$83,330)	-0.63%
LINE 3.020	Retirement and Benefits	\$ 6,395,071	\$ 6,414,916	(\$19,845)	-0.31%
LINE 3.030	Purchased Services	\$ 2,419,362	\$ 2,421,374	(\$2,012)	-0.08%
LINE 3.040	Supplies and Materials	\$ 842,526	\$ 971,643	(\$129,117)	-15.32%
LINE 3.050	Capital Outlay and Equipment	\$ 68,500	\$ 68,304	\$196	0.29%
LINE 3.06	INTERGOVERNMENTAL	\$ -	\$ -	\$0	
LINE 4.020	DEBT SERVICE - Notes	\$ -	\$ -	\$0	
LINE 4.060	DEBT SERVICE - Interest charges	\$ -	\$ -	\$0	
LINE 4.300	Other Objects	\$ 330,616	\$ 342,807	(\$12,191)	-3.69%
LINE 4.500	TOTAL EXPENDITURES	\$ 23,284,377	\$ 23,530,676	(\$246,299)	-1.06%
LINE 5.00	TRANSFERS OUT	\$ -	\$ -	\$0	
LINE 5.02	ADVANCES OUT	\$ -	\$ -	\$0	
LINE 5.03	ALL OTHER USES	\$ -	\$ -	\$0	
LINE 5.040	TOTAL OTHER USES	\$ -	\$ -	\$0	
LINE 5.050	TOTAL EXPENDITURES & USES	\$ 23,284,377	\$ 23,530,676	(\$246,299)	-1.06%
		Estimate	Actual	Variance	
LINE 6.010	REVENUES OVER EXPENSES	\$ 194,788	\$ (823,433)	(\$1,018,221)	
LINE 7.020	ENDING CASH BALANCE	\$ 10,553,060	\$ 9,534,839	(\$1,018,221)	
	Less Reserves	\$ (87,929)	\$ (87,929)	\$ -	
LINE 8.010	Less Outstanding Encumbrances	\$ (750,000)	\$ (1,253,195)	\$ (503,195)	67.09%
LINE 15.010	Unreserved Fund Balance	\$ 9,715,131	\$ 8,193,715	(\$1,521,416)	-15.66%
		Estimate	Actual	Benchmark Yr. End	
	Salaries/Benefits as % of Revenue	83.6%	87.0%	80.1% or below	
	True Days Cash - Calendar Days on which can operate	140	117	90 or above optimal	

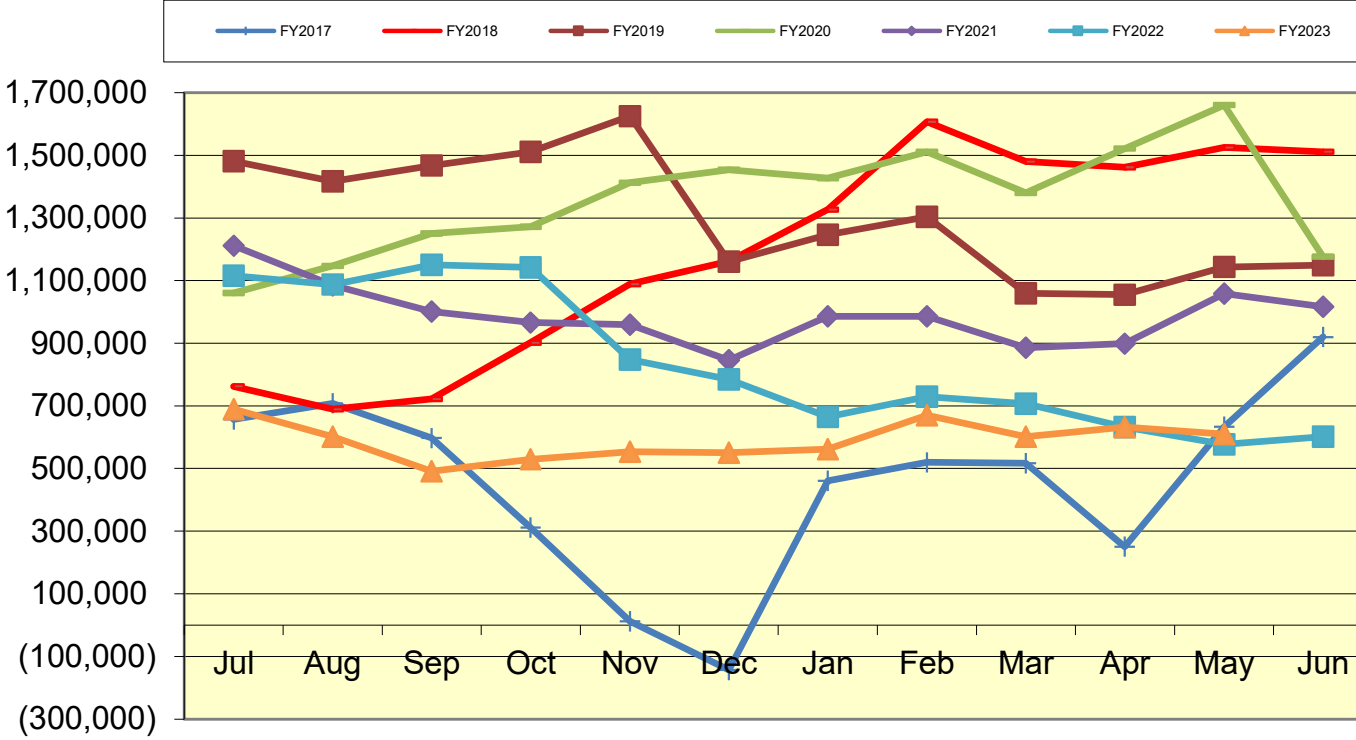
Lexington Local Schools General Fund Cash Balance



Lexington Local Schools Food Service Fund Cash Balance



Lexington Local Schools Employee Benefits Fund Cash Balance



Lexington Local Schools

**Permanent Improvement Fund
5/31/2023**

	Budgeted Amount	Actual Fiscal Year Expended	Current Encumbrances	Expenses / Encumbrances Over/Under Estimate	Remaining Estimated PI Project Costs
Instruction and Administration					
Western Elementary Equipment/Materials	\$ 2,219.00	\$ 1,889.33	\$ -	\$329.67	\$0.00
Eastern Elementary Equipment/Materials	\$ 4,000.00	\$ -	\$ -	\$4,000.00	\$0.00
Central Elementary Equipment/Materials	\$ 5,999.00	\$ 5,469.33	\$ -	\$529.67	\$0.00
High School Music Equipment	\$ 17,000.00	\$ 10,483.03	\$ 6,335.98	\$180.99	\$0.00
PAC Equipment/Materials	\$ 3,809.00	\$ 3,809.00	\$ -	\$0.00	\$0.00
Board Office Equipment/Materials	\$ 9,305.90	\$ 9,305.90	\$ -	\$0.00	\$0.00
Maintenance/Security					
New Maintenance Garage	\$ 113,000.00	\$ 112,874.28	\$ -	\$125.72	\$0.00
Ride-On Scrubber	\$ 23,615.00	\$ 23,615.00	\$ -	\$0.00	\$0.00
Window Security Film and Door Security	\$ 25,500.00	\$ 21,298.67	\$ 4,497.00	(\$295.67)	\$0.00
New Maintenance Truck	\$ 38,285.00	\$ 38,285.00	\$ -	\$0.00	\$0.00
Maintenance 2-Man Lift	\$ 13,500.00	\$ 13,500.00	\$ -	\$0.00	\$0.00
Parking Lots (Maintenance/Fields)	\$ 41,000.00	\$ 41,000.00	\$ -	\$0.00	\$0.00
Transportation					
New buses	\$ 170,976.00	\$ 168,351.00	\$ -	\$2,625.00	\$0.00
New fuel tank	\$ 26,757.00	\$ -	\$ 26,757.00	\$0.00	\$0.00
New Minibus	\$ 67,045.00	\$ 67,045.00	\$ -	\$0.00	\$0.00
New vans	\$ 74,335.00	\$ 74,335.00	\$ -	\$0.00	\$0.00
Technology					
Computers, servers, tech equip., etc.	\$ 240,000.00	\$ 216,236.44	\$ 2,177.00	\$21,586.56	\$0.00
Food Service					
Food Service Equipment	\$ 5,200.00	\$ 5,200.00	\$ -	\$0.00	\$0.00
Athletics and Student Activities					
HS Athletics/Marching Band Equipment	\$ 50,000.00	\$ 20,651.32	\$ -	\$29,348.68	\$0.00
Fieldhouse Fire Alarm System	\$ 19,601.27	\$ 19,601.27	\$ -	\$0.00	\$0.00
Fees					
Tax Collection Fees	\$ 14,500.00	\$ 13,699.49	\$ -	\$800.51	\$0.00
Totals	\$ 965,647.17	\$ 866,649.06	\$ 39,766.98	\$59,231.13	\$0.00
Total Budgeted	\$ 965,647.17				

Actual Cash Balance 7/1/22	\$ 157,326.37
Revenues FY23 - Taxes from levy	\$ 715,750.39
Expenditures FY23	\$ (866,649.06)
Current Cash Balance	\$6,427.70
Current Encumbrances	\$ (39,766.98)
Available Balance	(\$33,339.28)



Remaining Estimated Revenues FY23 - Taxes from levy	\$ 34,249.61
Less: Remaining Estimated PI Project Costs	\$0.00
6/30/23 Estimated Unencumbered Carryover	\$ 910.33

Lexington Local Schools

Food Service Fund 2022-23 vs. 2021-2022 vs. 2020-2021

							Beginning Balance 7/1/22	\$ 335,154
2022-2023 Through 5/31/23								
<i>Revenues</i>	District-Wide	HS/JH	Junior High	Eastern	Central	Western	Total	
Student Type A, Ezpay, Misc	\$ -	\$ 206,608	\$ -	\$ 67,808	\$ 55,150	\$ 43,861	\$ 373,427	
Student Break, Milk & A La Carte	\$ -	\$ 87,889	\$ -	\$ 10,885	\$ 7,393	\$ 4,573	\$ 110,740	
Adult & Misc revenues	\$ 12,552	\$ 6,251	\$ -	\$ 809	\$ 245	\$ 258	\$ 20,115	
State Reimb	\$ -	\$ 5,110	\$ -	\$ 2,831	\$ 2,221	\$ 1,347	\$ 11,509	
Federal Reimb	\$ -	\$ 165,658	\$ -	\$ 90,539	\$ 74,214	\$ 50,212	\$ 380,623	
Transfer In	\$ -	\$ -	\$ -	\$ -	\$ -	\$ -	\$ -	
Total Revenues	\$ 12,552	\$ 471,516	\$ -	\$ 172,872	\$ 139,223	\$ 100,251	\$ 896,414	
<i>Expenses</i>								
Wages	\$ 49,214	\$ 165,215	\$ -	\$ 59,108	\$ 34,949	\$ 36,667	\$ 345,153	
Severance	\$ -	\$ 842	\$ -	\$ -	\$ -	\$ -	\$ 842	
Retirement	\$ 12,213	\$ 28,031	\$ -	\$ 8,275	\$ 7,617	\$ 6,640	\$ 62,776	
Medical	\$ 9,697	\$ 59,518	\$ -	\$ 16,636	\$ 16,452	\$ 17,542	\$ 119,845	
Life, Dent, MC, WC	\$ 1,236	\$ 5,129	\$ -	\$ 1,273	\$ 1,495	\$ 945	\$ 10,078	
Purch Serv, Repairs, Phone, Post	\$ 2,666	\$ 756	\$ -	\$ 335	\$ 335	\$ 1,719	\$ 5,811	
Supplies	\$ 6,621	\$ -	\$ -	\$ -	\$ -	\$ -	\$ 6,621	
Food Costs	\$ -	\$ 153,656	\$ -	\$ 77,598	\$ 28,262	\$ 19,547	\$ 279,063	
Equipment	\$ -	\$ -	\$ -	\$ -	\$ -	\$ -	\$ -	
Other Costs	\$ -	\$ -	\$ -	\$ -	\$ -	\$ -	\$ -	
Total Expenses	\$ 81,647	\$ 413,147	\$ -	\$ 163,225	\$ 89,110	\$ 83,060	\$ 830,189	
Net Gain (Loss)	\$ (69,095)	\$ 58,369	\$ -	\$ 9,647	\$ 50,113	\$ 17,191	\$ 66,225	
							Ending Cash Balance 5/31/23	\$ 401,379

							Beginning Balance 7/1/21	\$ 808
2020-2021 Through 5/31/22								
<i>Revenues</i>	District-Wide	High School	Junior High	Eastern	Central	Western	Total	
Student Type A, Ezpay, Misc	\$ -	\$ (2,351)	\$ (1,725)	\$ (859)	\$ (23)	\$ 12	\$ (4,946)	
Student Break, Milk & A La Carte	\$ -	\$ 22,657	\$ 8,758	\$ 3,685	\$ 2,383	\$ 680	\$ 38,163	
Adult & Misc revenues	\$ 6,260	\$ 3,252	\$ 809	\$ 1,058	\$ 596	\$ 65	\$ 12,040	
State Reimb	\$ -	\$ 3,590	\$ 2,179	\$ 2,759	\$ 2,487	\$ 2,029	\$ 13,044	
Federal Reimb	\$ -	\$ 281,623	\$ 175,326	\$ 217,279	\$ 193,615	\$ 161,433	\$ 1,029,276	
Transfer In	\$ -	\$ -	\$ -	\$ -	\$ -	\$ -	\$ -	
Total Revenues	\$ 6,260	\$ 308,771	\$ 185,347	\$ 223,922	\$ 199,058	\$ 164,219	\$ 1,087,577	
<i>Expenses</i>								
Wages	\$ 47,180	\$ 106,317	\$ 51,903	\$ 36,278	\$ 32,735	\$ 34,242	\$ 308,655	
Severance	\$ -	\$ -	\$ -	\$ -	\$ -	\$ -	\$ -	
Retirement	\$ 11,083	\$ 17,596	\$ 8,423	\$ 8,044	\$ 5,114	\$ 5,870	\$ 56,130	
Medical	\$ 18,909	\$ 48,322	\$ 7,608	\$ 19,555	\$ 7,608	\$ 13,551	\$ 115,553	
Life, Dent, MC, WC	\$ 1,288	\$ 3,250	\$ 1,810	\$ 1,033	\$ 1,370	\$ 823	\$ 9,574	
Purch Serv, Repairs, Phone, Post	\$ 3,216	\$ 3,263	\$ 850	\$ 1,228	\$ 835	\$ 3,625	\$ 13,017	
Supplies	\$ 6,929	\$ -	\$ -	\$ -	\$ -	\$ -	\$ 6,929	
Food Costs	\$ -	\$ 91,559	\$ 41,924	\$ 84,890	\$ 27,910	\$ 37,646	\$ 283,929	
Equipment	\$ -	\$ -	\$ -	\$ -	\$ -	\$ -	\$ -	
Other Costs	\$ -	\$ -	\$ -	\$ -	\$ -	\$ -	\$ -	
Total Expenses	\$ 88,605	\$ 270,307	\$ 112,518	\$ 151,028	\$ 75,572	\$ 95,757	\$ 793,787	
Net Gain (Loss)	\$ (82,345)	\$ 38,464	\$ 72,829	\$ 72,894	\$ 123,486	\$ 68,462	\$ 293,790	
							Ending Cash Balance 5/31/22	\$ 294,598

							Beginning Balance 7/1/20	\$ 3,725
2020-2021 Through 5/31/21								
<i>Revenues</i>	District-Wide	High School	Junior High	Eastern	Central	Western	Total	
Student Type A, Ezpay, Misc	\$ -	\$ (2,238)	\$ (467)	\$ (370)	\$ 893	\$ 434	\$ (1,748)	
Student Break, Milk & A La Carte	\$ -	\$ 15,809	\$ 4,625	\$ 4,627	\$ 3,222	\$ 1,700	\$ 29,983	
Adult & Misc revenues	\$ 3,963	\$ 2,216	\$ 868	\$ 954	\$ 439	\$ 77	\$ 8,517	
State Reimb	\$ -	\$ 1,279	\$ 1,002	\$ 1,228	\$ 1,248	\$ 1,037	\$ 5,794	
Federal Reimb	\$ -	\$ 131,785	\$ 102,069	\$ 126,102	\$ 126,726	\$ 104,764	\$ 591,446	
Transfer In	\$ -	\$ -	\$ -	\$ -	\$ -	\$ -	\$ -	
Total Revenues	\$ 3,963	\$ 148,851	\$ 108,097	\$ 132,541	\$ 132,528	\$ 108,012	\$ 633,992	
<i>Expenses</i>								
Wages	\$ 37,525	\$ 82,873	\$ 45,582	\$ 35,181	\$ 27,366	\$ 27,392	\$ 255,919	
Severance	\$ -	\$ -	\$ -	\$ -	\$ -	\$ -	\$ -	
Retirement	\$ 9,959	\$ 17,849	\$ 6,373	\$ 8,277	\$ 5,560	\$ 4,643	\$ 52,661	
Medical	\$ 19,813	\$ 48,199	\$ 15,177	\$ 33,022	\$ 12,592	\$ -	\$ 128,803	
Life, Dent, MC, WC	\$ 1,161	\$ 2,919	\$ 2,158	\$ 1,409	\$ 827	\$ 349	\$ 8,823	
Purch Serv, Repairs, Phone, Post	\$ 2,434	\$ 830	\$ 579	\$ 1,617	\$ 674	\$ 320	\$ 6,454	
Supplies	\$ 6,229	\$ 74,065	\$ 25,900	\$ 40,169	\$ 17,009	\$ 29,496	\$ 192,868	
Food Costs	\$ -	\$ -	\$ -	\$ -	\$ -	\$ -	\$ -	
Equipment	\$ -	\$ -	\$ -	\$ -	\$ -	\$ -	\$ -	
Other Costs	\$ -	\$ -	\$ -	\$ -	\$ -	\$ -	\$ -	
Total Expenses	\$ 77,121	\$ 226,735	\$ 95,769	\$ 119,675	\$ 64,028	\$ 62,200	\$ 645,528	
Net Gain (Loss)	\$ (73,158)	\$ (77,884)	\$ 12,328	\$ 12,866	\$ 68,500	\$ 45,812	\$ (11,536)	
							Ending Cash Balance 5/31/21	\$ (7,811)

Start Date: 5/1/2023

End Date: 5/31/2023

LEXINGTON LOCAL SCHOOLS Disbursement Summary Report

Reference Number	Check Number	Type	Date	Name	Vendor #	Status	Reconcile Date	Void Date	Amount
43108	0	PAYROLL	5/1/2023	LEXINGTON LOCAL SCHOOLS		RECONCILED	5/5/2023		\$ 647,463.64
43013	95155	ACCOUNTS_P AYABLE	5/2/2023	ALYSSA MCCREADY	13046	RECONCILED	5/8/2023		44.42
42991	95156	ACCOUNTS_P AYABLE	5/2/2023	AMANDA BADERTSCHER	13224	RECONCILED	5/9/2023		200.00
42992	95157	ACCOUNTS_P AYABLE	5/2/2023	AMAZON CAPITAL SERVICES	13575	RECONCILED	5/10/2023		102.92
43014	95158	ACCOUNTS_P AYABLE	5/2/2023	ANNE PETRIE	8979	RECONCILED	5/8/2023		449.00
42996	95159	ACCOUNTS_P AYABLE	5/2/2023	CARDINAL BUS SALES & SERVICE	6515	RECONCILED	5/8/2023		2,506.27
43010	95160	ACCOUNTS_P AYABLE	5/2/2023	CDW-G GOVERNMENT, INC.	7886	RECONCILED	5/9/2023		19.51
42993	95161	ACCOUNTS_P AYABLE	5/2/2023	COLE DISTRIBUTING	9752	RECONCILED	5/5/2023		8,824.56
43016	95162	ACCOUNTS_P AYABLE	5/2/2023	COMDOC INC	13671	RECONCILED	5/9/2023		11.56
43002	95163	ACCOUNTS_P AYABLE	5/2/2023	CULLIGAN QUALITY WATER	610	RECONCILED	5/8/2023		37.00
43018	95164	ACCOUNTS_P AYABLE	5/2/2023	DELL MARKETING L.P.	7777	RECONCILED	5/8/2023		49,000.00
43005	95165	ACCOUNTS_P AYABLE	5/2/2023	DIRECT ENERGY BUSINESS	11543	RECONCILED	5/8/2023		6,500.61
43012	95166	ACCOUNTS_P AYABLE	5/2/2023	HANK'S SALES & SERVICE,	9831	RECONCILED	5/9/2023		550.00
43017	95167	ACCOUNTS_P AYABLE	5/2/2023	INSECT LORE	7424	RECONCILED	5/12/2023		54.92
43006	95168	ACCOUNTS_P AYABLE	5/2/2023	JASON WHITESEL	11356	RECONCILED	5/18/2023		282.80
43003	95169	ACCOUNTS_P AYABLE	5/2/2023	KAHL'S ELECTRIC, INC.	6637	RECONCILED	5/5/2023		4,679.50
43022	95170	ACCOUNTS_P AYABLE	5/2/2023	KELLI CATANESE	13368	RECONCILED	5/11/2023		120.00
43020	95171	ACCOUNTS_P AYABLE	5/2/2023	KIMBALL MIDWEST	11066	RECONCILED	5/8/2023		252.61
43021	95172	ACCOUNTS_P AYABLE	5/2/2023	LINDSAY BROKAW	13598	RECONCILED	5/8/2023		225.00
42997	95173	ACCOUNTS_P AYABLE	5/2/2023	MANSFIELD-RICHLAND AREA	3537	RECONCILED	5/8/2023		275.00
43000	95174	ACCOUNTS_P AYABLE	5/2/2023	OHIO ASSOCIATION FOR PUPIL	9130	OUTSTANDING			400.00
42989	95175	ACCOUNTS_P AYABLE	5/2/2023	OHIO HEALTH CONSORTIUM	10192	RECONCILED	5/9/2023		453.00
43004	95176	ACCOUNTS_P AYABLE	5/2/2023	R.E.M. COMMUNICATIONS, INC.	10560	RECONCILED	5/10/2023		3,403.64
43015	95177	ACCOUNTS_P AYABLE	5/2/2023	REBECCA BIGLEY	11484	RECONCILED	5/12/2023		146.99
43009	95178	ACCOUNTS_P AYABLE	5/2/2023	RESIDENCE INN	13040	VOID		5/3/2023	288.00

Start Date: 5/1/2023

End Date: 5/31/2023

LEXINGTON LOCAL SCHOOLS

Disbursement Summary Report

Reference Number	Check Number	Type	Date	Name	Vendor #	Status	Reconcile Date	Void Date	Amount
42995	95179	ACCOUNTS_P AYABLE	5/2/2023	MARRIOTT RIVER EDUCATION SERVICES INC	13290	RECONCILED	5/11/2023		\$ 5,365.00
42999	95180	ACCOUNTS_P AYABLE	5/2/2023	SAM'S CLUB DIRECT	5566	RECONCILED	5/9/2023		99.48
42990	95181	ACCOUNTS_P AYABLE	5/2/2023	SARA THORBURN	9753	RECONCILED	5/23/2023		225.00
42994	95182	ACCOUNTS_P AYABLE	5/2/2023	SEDGWICK CLAIMS MANAGEME NT SERVICES, INC.	13632	RECONCILED	5/9/2023		3,665.00
42998	95183	ACCOUNTS_P AYABLE	5/2/2023	SHELBY PRINTING, INC.	955	RECONCILED	5/5/2023		143.00
43007	95184	ACCOUNTS_P AYABLE	5/2/2023	STANTON SHEET MUSIC	22	RECONCILED	5/8/2023		95.83
43019	95185	ACCOUNTS_P AYABLE	5/2/2023	THE BREWER- GARRETT CO	13529	RECONCILED	5/10/2023		1,460.00
43008	95186	ACCOUNTS_P AYABLE	5/2/2023	TRANSPORTA TION ACCESSORIE S CO.	819	RECONCILED	5/10/2023		94.16
42988	95187	ACCOUNTS_P AYABLE	5/2/2023	TREASURER, STATE OF OHIO	9906	RECONCILED	5/12/2023		100.00
43011	95188	ACCOUNTS_P AYABLE	5/2/2023	UNITY SCHOOL BUS PARTS	5690	RECONCILED	5/8/2023		130.32
43001	95189	ACCOUNTS_P AYABLE	5/2/2023	VIDONISH STUDIOS	11366	RECONCILED	5/8/2023		600.00
42987	95190	ACCOUNTS_P AYABLE	5/2/2023	XEROX CORPORATIO N	13945	RECONCILED	5/9/2023		2,550.99
43023	95191	ACCOUNTS_P AYABLE	5/3/2023	RESIDENCE INN COLUMBUS EASTON	13959	RECONCILED	5/12/2023		288.00
43024	95192	ACCOUNTS_P AYABLE	5/3/2023	AMERICAN EXPRESS	10314	RECONCILED	5/9/2023		2,751.91
43027	95194	ACCOUNTS_P AYABLE	5/4/2023	A.I.S. COMMERCIA L PARTS & SERVICES, INC	13761	RECONCILED	5/9/2023		157.76
43025	95195	ACCOUNTS_P AYABLE	5/4/2023	ABADAK, INC	13960	RECONCILED	5/19/2023		1,655.97
43026	95196	ACCOUNTS_P AYABLE	5/4/2023	ADVANCED TURF SOLUTIONS, INC.	10305	RECONCILED	5/10/2023		725.00
43028	95197	ACCOUNTS_P AYABLE	5/4/2023	AMAZON CAPITAL SERVICES	13575	RECONCILED	5/11/2023		578.53
43029	95198	ACCOUNTS_P AYABLE	5/4/2023	BAKER VEHICLE SYSTEMS, INC.	6088	RECONCILED	5/9/2023		1,201.08
43044	95199	ACCOUNTS_P AYABLE	5/4/2023	BEST BUY AUTOMOTIV E	13962	RECONCILED	5/11/2023		499.00

Start Date: 5/1/2023

End Date: 5/31/2023

LEXINGTON LOCAL SCHOOLS

Disbursement Summary Report

Reference Number	Check Number	Type	Date	Name	Vendor #	Status	Reconcile Date	Void Date	Amount
				EQUIPMENT					
43030	95200	ACCOUNTS_P AYABLE	5/4/2023	BLUESKY DESIGNS	12180	RECONCILED	5/11/2023		\$ 1,315.00
43031	95201	ACCOUNTS_P AYABLE	5/4/2023	BRIDGEWAY ACADEMY	11513	RECONCILED	5/11/2023		6,046.00
43032	95202	ACCOUNTS_P AYABLE	5/4/2023	CALLAHAN DOOR SALES	5579	RECONCILED	5/11/2023		215.00
43056	95203	ACCOUNTS_P AYABLE	5/4/2023	CAPITAL ONE	3469	RECONCILED	5/15/2023		322.71
43033	95204	ACCOUNTS_P AYABLE	5/4/2023	CHARLES RITTER CO.	907	RECONCILED	5/8/2023		39.50
43042	95205	ACCOUNTS_P AYABLE	5/4/2023	ELISHA LUCIER	13952	RECONCILED	5/17/2023		104.80
43051	95206	ACCOUNTS_P AYABLE	5/4/2023	ELIZABETH A. RIEGEL	10733	RECONCILED	5/10/2023		325.00
43034	95207	ACCOUNTS_P AYABLE	5/4/2023	GIONINO'S PIZZERIA	9153	RECONCILED	5/16/2023		149.94
43036	95208	ACCOUNTS_P AYABLE	5/4/2023	HILLYARD OHIO	13569	RECONCILED	5/9/2023		883.87
43037	95209	ACCOUNTS_P AYABLE	5/4/2023	HOME DEPOT	7549	RECONCILED	5/12/2023		338.33
43038	95210	ACCOUNTS_P AYABLE	5/4/2023	J & B ACCOUSTICA L	1555	RECONCILED	5/8/2023		319.42
43035	95211	ACCOUNTS_P AYABLE	5/4/2023	JAMES HAYES	13087	RECONCILED	5/8/2023		970.35
43055	95212	ACCOUNTS_P AYABLE	5/4/2023	JODY VANEGAS	13961	RECONCILED	5/15/2023		188.75
43039	95213	ACCOUNTS_P AYABLE	5/4/2023	KROGER COMPANY	5498	RECONCILED	5/9/2023		20.46
43040	95214	ACCOUNTS_P AYABLE	5/4/2023	LEXINGTON LOCAL SCHOOLS	3377	RECONCILED	5/10/2023		552.75
43041	95215	ACCOUNTS_P AYABLE	5/4/2023	LOWE'S	5906	RECONCILED	5/10/2023		101.70
43043	95216	ACCOUNTS_P AYABLE	5/4/2023	MENARDS	10810	RECONCILED	5/12/2023		1,126.59
43045	95217	ACCOUNTS_P AYABLE	5/4/2023	RENHILL GROUP, INC.	10075	RECONCILED	5/9/2023		5,104.60
43046	95218	ACCOUNTS_P AYABLE	5/4/2023	RUMPKE	11508	RECONCILED	5/11/2023		80.25
43047	95219	ACCOUNTS_P AYABLE	5/4/2023	SARVER PAVING COMPANY	9678	RECONCILED	5/10/2023		257.50
43048	95220	ACCOUNTS_P AYABLE	5/4/2023	SHIFFLER EQUIPMENT SALES, INC.	851	RECONCILED	5/10/2023		365.62
43049	95221	ACCOUNTS_P AYABLE	5/4/2023	SIESEL DISTRIBUTIN G	10297	RECONCILED	5/10/2023		3,227.73
43050	95222	ACCOUNTS_P AYABLE	5/4/2023	SMETZ'S TIRE SERVICE CENTER	10453	RECONCILED	5/10/2023		118.00
43052	95223	ACCOUNTS_P AYABLE	5/4/2023	SPYDER SIGNS & GRAPHICS	9378	RECONCILED	5/22/2023		387.50
43053	95224	ACCOUNTS_P AYABLE	5/4/2023	TREASURER, STATE OF OHIO	9906	RECONCILED	5/19/2023		68.25
43054	95225	ACCOUNTS_P AYABLE	5/4/2023	TRUCK SALES & SERVICE, INC.	8892	RECONCILED	5/9/2023		213.53
43057	95226	ACCOUNTS_P AYABLE	5/4/2023	THE OHIO STATE	11385	RECONCILED	5/12/2023		185.00

Start Date: 5/1/2023

End Date: 5/31/2023

LEXINGTON LOCAL SCHOOLS

Disbursement Summary Report

Reference Number	Check Number	Type	Date	Name	Vendor #	Status	Reconcile Date	Void Date	Amount
43059	95227	ACCOUNTS_P AYABLE	5/5/2023	UNIVERSITY CHRISTOPHE R GLENNON	13459	RECONCILED	5/8/2023		\$ 140.00
43058	95228	ACCOUNTS_P AYABLE	5/5/2023	PAUL M. LUMADUE	13637	RECONCILED	5/8/2023		200.00
43060	95229	REFUND	5/5/2023	MADISON LOCAL SCHOOLS	928	RECONCILED	5/10/2023		1,454.67
43061	95230	REFUND	5/5/2023	OHIO CARDINAL CONFERENC E	7823	RECONCILED	5/12/2023		577.36
43062	95231	ACCOUNTS_P AYABLE	5/9/2023	JALEN JONES	13518	RECONCILED	5/10/2023		500.00
43063	95232	ACCOUNTS_P AYABLE	5/9/2023	O'CHARLEY'S	8316	RECONCILED	5/16/2023		389.87
43085	95233	ACCOUNTS_P AYABLE	5/11/2023	10K SUPPLY LLC	13913	RECONCILED	5/17/2023		1,954.44
43072	95234	ACCOUNTS_P AYABLE	5/11/2023	AMAZON CAPITAL SERVICES	13575	RECONCILED	5/17/2023		542.04
43102	95235	ACCOUNTS_P AYABLE	5/11/2023	AWARDSMIT H	1370	RECONCILED	5/22/2023		166.50
43080	95236	ACCOUNTS_P AYABLE	5/11/2023	BRIDGEWAY ACADEMY	11513	RECONCILED	5/18/2023		531.25
43064	95237	ACCOUNTS_P AYABLE	5/11/2023	BUCK MORTON	1259	OUTSTANDIN G			12.95
43098	95238	ACCOUNTS_P AYABLE	5/11/2023	BUCKEYE BAKERY	13103	RECONCILED	5/31/2023		162.00
43065	95239	ACCOUNTS_P AYABLE	5/11/2023	CHARLES RITTER CO.	907	RECONCILED	5/15/2023		155.02
43070	95240	ACCOUNTS_P AYABLE	5/11/2023	CITY OF WOOSTER, OHIO	13742	OUTSTANDIN G			800.00
43083	95241	ACCOUNTS_P AYABLE	5/11/2023	CRESTVIEW LOCAL SCHOOL	10725	RECONCILED	5/15/2023		275.00
43068	95242	ACCOUNTS_P AYABLE	5/11/2023	DELL FINANCIAL SERVICES	10287	RECONCILED	5/19/2023		922.34
43087	95243	ACCOUNTS_P AYABLE	5/11/2023	ECONOMICS CENTER FOR EDUCATION & RESEARCH	13956	RECONCILED	5/24/2023		200.00
43089	95244	ACCOUNTS_P AYABLE	5/11/2023	ELISHA LUCIER	13952	RECONCILED	5/17/2023		419.20
43096	95245	ACCOUNTS_P AYABLE	5/11/2023	FLINN SCIENTIFIC	5830	RECONCILED	5/16/2023		43.32
43088	95246	ACCOUNTS_P AYABLE	5/11/2023	FORGET-ME- NOT FLOWER SHOP,INC.	5460	RECONCILED	5/15/2023		39.00
43084	95247	ACCOUNTS_P AYABLE	5/11/2023	HEALTHCAR E BILLING SERVICES	11018	RECONCILED	5/15/2023		31.52
43092	95248	ACCOUNTS_P AYABLE	5/11/2023	J & B ACCOUSTICA L	1555	RECONCILED	5/15/2023		9,885.00
43093	95249	ACCOUNTS_P AYABLE	5/11/2023	JAMES HAYES	13087	RECONCILED	5/16/2023		970.35
43066	95250	ACCOUNTS_P AYABLE	5/11/2023	JEFF EICHORN	13282	RECONCILED	5/15/2023		27.83
43082	95251	ACCOUNTS_P AYABLE	5/11/2023	KELLIE DYER	12188	RECONCILED	5/15/2023		195.00
43076	95252	ACCOUNTS_P AYABLE	5/11/2023	KNOX COUNTY ESC	8555	RECONCILED	5/17/2023		1,127.70
43079	95253	ACCOUNTS_P	5/11/2023	LAKEWOOD	1618	RECONCILED	5/16/2023		1,330.00

Start Date: 5/1/2023

End Date: 5/31/2023

LEXINGTON LOCAL SCHOOLS

Disbursement Summary Report

Reference Number	Check Number	Type	Date	Name	Vendor #	Status	Reconcile Date	Void Date	Amount
		AYABLE		RACQUET CLUB					
43099	95254	ACCOUNTS_P AYABLE	5/11/2023	LEHR AWNING	1291	RECONCILED	5/18/2023		\$ 260.00
43090	95255	ACCOUNTS_P AYABLE	5/11/2023	LEXINGTON LOCAL SCHOOLS	3377	RECONCILED	5/12/2023		342.75
43091	95256	ACCOUNTS_P AYABLE	5/11/2023	M-F ATHLETIC	1741	RECONCILED	5/16/2023		815.00
43103	95257	ACCOUNTS_P AYABLE	5/11/2023	M.T. SERVICE INC	13836	RECONCILED	5/18/2023		526.50
43094	95258	ACCOUNTS_P AYABLE	5/11/2023	MAD JOSH'S LOVE LLC	13963	RECONCILED	5/15/2023		264.00
43081	95259	ACCOUNTS_P AYABLE	5/11/2023	MELANIE STILSON	13338	RECONCILED	5/12/2023		220.00
43097	95260	ACCOUNTS_P AYABLE	5/11/2023	METRONOM E MUSIC STORE	740	RECONCILED	5/23/2023		2,737.00
43105	95261	ACCOUNTS_P AYABLE	5/11/2023	MVD SPORTS	6482	RECONCILED	5/24/2023		383.50
43104	95262	ACCOUNTS_P AYABLE	5/11/2023	NORTHERN STAR THERAPY	13834	RECONCILED	5/15/2023		1,502.65
43069	95263	ACCOUNTS_P AYABLE	5/11/2023	NOVA LUNA EDUC & CONSULTING	11942	RECONCILED	5/16/2023		1,539.00
43100	95264	ACCOUNTS_P AYABLE	5/11/2023	OHIO ALLIANCE OF YMCA'S	13132	OUTSTANDING			3,015.00
43078	95265	ACCOUNTS_P AYABLE	5/11/2023	RAPTOR TECHNOLOGIES, LLC	13955	RECONCILED	5/22/2023		17,305.60
43086	95266	ACCOUNTS_P AYABLE	5/11/2023	REBECCA BIGLEY	11484	RECONCILED	5/23/2023		71.79
43074	95267	ACCOUNTS_P AYABLE	5/11/2023	RIDDELL/ALL AMERICAN SPORTS CO	8878	RECONCILED	5/17/2023		1,959.45
43075	95268	ACCOUNTS_P AYABLE	5/11/2023	RYAN ZAHN	6443	RECONCILED	5/19/2023		599.00
43101	95269	ACCOUNTS_P AYABLE	5/11/2023	SANDRA DeLUCA	7380	RECONCILED	5/30/2023		45.99
43071	95270	ACCOUNTS_P AYABLE	5/11/2023	SMITHFOODS, INC	11797	RECONCILED	5/17/2023		3,655.98
43073	95271	ACCOUNTS_P AYABLE	5/11/2023	STANTON SHEET MUSIC	22	RECONCILED	5/17/2023		11.66
43067	95272	ACCOUNTS_P AYABLE	5/11/2023	THE BREWER-GARRETT CO	13529	RECONCILED	5/17/2023		14,217.75
43077	95273	ACCOUNTS_P AYABLE	5/11/2023	THE REHAB CENTER	11246	RECONCILED	5/17/2023		177.50
43095	95274	ACCOUNTS_P AYABLE	5/11/2023	WHOLESALE CHESS LLC	13944	RECONCILED	5/17/2023		176.54
43131	95275	ACCOUNTS_P AYABLE	5/12/2023	ALFRED NICKLES BAKERY	613	RECONCILED	5/22/2023		1,196.15
43111	95276	ACCOUNTS_P AYABLE	5/12/2023	AMAZON CAPITAL SERVICES	13575	RECONCILED	5/23/2023		2,628.25
43113	95277	ACCOUNTS_P AYABLE	5/12/2023	BRIDGEWAY THERAPY CENTER	13818	RECONCILED	5/25/2023		3,050.00
43114	95278	ACCOUNTS_P AYABLE	5/12/2023	CAROTHERS PEST CONTROL	13062	RECONCILED	5/26/2023		650.00

Start Date: 5/1/2023

End Date: 5/31/2023

LEXINGTON LOCAL SCHOOLS

Disbursement Summary Report

Reference Number	Check Number	Type	Date	Name	Vendor #	Status	Reconcile Date	Void Date	Amount
43112	95279	ACCOUNTS_P AYABLE	5/12/2023	LLC CHRISTINA D BECK	9759	OUTSTANDIN G			\$ 140.00
43115	95280	ACCOUNTS_P AYABLE	5/12/2023	COLE DISTRIBUTIN G	9752	RECONCILED	5/17/2023		8,370.78
43138	95281	ACCOUNTS_P AYABLE	5/12/2023	COLTON ULLMAN	13701	RECONCILED	5/19/2023		50.00
43116	95282	ACCOUNTS_P AYABLE	5/12/2023	COLUMBUS KENWORTH, INC	11205	RECONCILED	5/22/2023		1,499.79
43117	95283	ACCOUNTS_P AYABLE	5/12/2023	CULLIGAN QUALITY WATER	610	RECONCILED	5/19/2023		214.00
43134	95284	ACCOUNTS_P AYABLE	5/12/2023	DAHNI REYNOLDS	13829	RECONCILED	5/19/2023		4,497.50
43118	95285	ACCOUNTS_P AYABLE	5/12/2023	EJ THERAPY INC	13137	RECONCILED	5/22/2023		33,926.95
43135	95286	ACCOUNTS_P AYABLE	5/12/2023	ELIZABETH A. RIEGEL	10733	RECONCILED	5/25/2023		300.00
43119	95287	ACCOUNTS_P AYABLE	5/12/2023	ELUMA, LLC	13844	RECONCILED	5/22/2023		6,764.05
43120	95288	ACCOUNTS_P AYABLE	5/12/2023	J & B ACCOUSTICA L	1555	RECONCILED	5/18/2023		38.00
43121	95289	ACCOUNTS_P AYABLE	5/12/2023	KETCHUM & WALTON	13926	RECONCILED	5/18/2023		4,300.00
43122	95290	ACCOUNTS_P AYABLE	5/12/2023	LESCH BATTERY & POWER	9943	RECONCILED	5/17/2023		678.70
43123	95291	ACCOUNTS_P AYABLE	5/12/2023	LIBERTY LAWN CARE & LANDSCAPIN G INC	13646	RECONCILED	5/22/2023		162.00
43125	95292	ACCOUNTS_P AYABLE	5/12/2023	MARK'S HOMEMADE ICE CREAM LLC	13787	RECONCILED	5/19/2023		50.00
43126	95293	ACCOUNTS_P AYABLE	5/12/2023	MEDINA COUNTY SCHOOLS' ESC	3780	RECONCILED	5/19/2023		60.00
43127	95294	ACCOUNTS_P AYABLE	5/12/2023	MENARDS	10810	RECONCILED	5/22/2023		30.00
43128	95295	ACCOUNTS_P AYABLE	5/12/2023	MID-OHIO AUTO REPAIR	8414	RECONCILED	5/22/2023		20.00
43129	95296	ACCOUNTS_P AYABLE	5/12/2023	MID-OHIO ED. SERVICE CENTER	69	RECONCILED	5/17/2023		2,808.18
43124	95297	ACCOUNTS_P AYABLE	5/12/2023	MONROEVIL LE FREIGHTLIN ER, INC	13474	RECONCILED	5/22/2023		171.04
43130	95298	ACCOUNTS_P AYABLE	5/12/2023	NAPA	13723	RECONCILED	5/18/2023		1,778.00
43132	95299	ACCOUNTS_P AYABLE	5/12/2023	NORTH CENTRAL OHIO ESC	9382	RECONCILED	5/18/2023		3,762.22
43133	95300	ACCOUNTS_P AYABLE	5/12/2023	R & A BUILDERS	13925	RECONCILED	5/30/2023		4,400.00
43136	95301	ACCOUNTS_P AYABLE	5/12/2023	THE REHAB CENTER	11246	RECONCILED	5/22/2023		5,178.75
43137	95302	ACCOUNTS_P AYABLE	5/12/2023	TRANSPORTA TION	819	RECONCILED	5/19/2023		168.54

Start Date: 5/1/2023

End Date: 5/31/2023

LEXINGTON LOCAL SCHOOLS Disbursement Summary Report

Reference Number	Check Number	Type	Date	Name	Vendor #	Status	Reconcile Date	Void Date	Amount
43139	95303	ACCOUNTS_P AYABLE	5/12/2023	ACCESSORIE S CO. WAYNE'S COUNTRY MARKET	6368	RECONCILED	5/23/2023		\$ 129.50
43140	95304	ACCOUNTS_P AYABLE	5/12/2023	XEROX CORPORATIO N	13945	RECONCILED	5/19/2023		2,550.99
43141	95305	REFUND	5/16/2023	AMY NEWDOME	13930	RECONCILED	5/19/2023		232.90
43142	95306	ACCOUNTS_P AYABLE	5/16/2023	BUCKEYE BAKERY	13103	RECONCILED	5/31/2023		228.00
43146	95307	ACCOUNTS_P AYABLE	5/17/2023	STEALTH PARTNER GROUP	13604	RECONCILED	5/22/2023		46,216.00
43156	95308	ACCOUNTS_P AYABLE	5/17/2023	ABC ERATE, LLC	13004	RECONCILED	5/23/2023		2,005.50
43155	95309	ACCOUNTS_P AYABLE	5/17/2023	AMANDA BADERTSCH ER	13224	OUTSTANDIN G			105.00
43149	95310	ACCOUNTS_P AYABLE	5/17/2023	AMAZON CAPITAL SERVICES	13575	RECONCILED	5/24/2023		519.62
43152	95311	ACCOUNTS_P AYABLE	5/17/2023	CARA PELPHREY	1481	VOID		5/23/2023	91.55
43148	95312	ACCOUNTS_P AYABLE	5/17/2023	CHARLES RITTER CO.	907	RECONCILED	5/22/2023		47.15
43158	95313	ACCOUNTS_P AYABLE	5/17/2023	COLUMBUS STATE COMMUNITY	11867	RECONCILED	5/24/2023		368.28
43164	95314	ACCOUNTS_P AYABLE	5/17/2023	CULLIGAN QUALITY WATER	610	RECONCILED	5/23/2023		39.00
43159	95315	ACCOUNTS_P AYABLE	5/17/2023	KNOX COUNTY ESC	8555	RECONCILED	5/22/2023		1,086.50
43162	95316	ACCOUNTS_P AYABLE	5/17/2023	LEX LANES	7583	OUTSTANDIN G			1,250.00
43154	95317	ACCOUNTS_P AYABLE	5/17/2023	LISA PFIZENMAYE R	13231	OUTSTANDIN G			533.75
43150	95318	ACCOUNTS_P AYABLE	5/17/2023	LIZ SAVKA	12167	RECONCILED	5/26/2023		77.47
43153	95319	ACCOUNTS_P AYABLE	5/17/2023	NATHANIEL REISS	13948	RECONCILED	5/22/2023		220.00
43161	95320	ACCOUNTS_P AYABLE	5/17/2023	O.E. MEYER COMPANY	10829	RECONCILED	5/30/2023		8.70
43163	95321	ACCOUNTS_P AYABLE	5/17/2023	OAEP	9251	OUTSTANDIN G			50.00
43157	95322	ACCOUNTS_P AYABLE	5/17/2023	QUENCH USA INC	9919	RECONCILED	5/23/2023		48.16
43151	95323	ACCOUNTS_P AYABLE	5/17/2023	STACY DAVIS	7512	OUTSTANDIN G			201.15
43160	95324	ACCOUNTS_P AYABLE	5/17/2023	VICKIE STIMA	9690	RECONCILED	5/23/2023		52.99
43165	95325	ACCOUNTS_P AYABLE	5/17/2023	WESLEY HOLTZ	13965	OUTSTANDIN G			501.65
43167	95326	ACCOUNTS_P AYABLE	5/19/2023	CBIZ BENEFITS & INSURANCE	8780	RECONCILED	5/23/2023		2,750.00
43168	95327	ACCOUNTS_P AYABLE	5/19/2023	COLE DISTRIBUTIN G	9752	RECONCILED	5/23/2023		4,831.48
43166	95328	ACCOUNTS_P AYABLE	5/19/2023	COLUMBIA GAS	11662	RECONCILED	5/30/2023		3,969.82
43174	95329	ACCOUNTS_P AYABLE	5/19/2023	DATA RECOGNITIO	11800	RECONCILED	5/31/2023		2,420.10

Start Date: 5/1/2023

End Date: 5/31/2023

LEXINGTON LOCAL SCHOOLS

Disbursement Summary Report

Reference Number	Check Number	Type	Date	Name	Vendor #	Status	Reconcile Date	Void Date	Amount
43171	95330	ACCOUNTS_P AYABLE	5/19/2023	N CORP ELISHA LUCIER	13952	RECONCILED	5/23/2023		\$ 314.40
43170	95331	ACCOUNTS_P AYABLE	5/19/2023	JAMES HAYES	13087	RECONCILED	5/22/2023		970.35
43175	95332	ACCOUNTS_P AYABLE	5/19/2023	JOSTENS	10830	RECONCILED	5/25/2023		14.40
43173	95333	ACCOUNTS_P AYABLE	5/19/2023	MARY HAAS	8610	RECONCILED	5/30/2023		689.00
43169	95334	ACCOUNTS_P AYABLE	5/19/2023	OHIO BIRD SANCTUARY	8388	OUTSTANDIN G			400.00
43172	95335	ACCOUNTS_P AYABLE	5/19/2023	SHOOK CONSTRUCTI ON CO	13525	RECONCILED	5/25/2023		17,000.00
43176	95336	ACCOUNTS_P AYABLE	5/19/2023	SMETZ'S TIRE SERVICE CENTER	10453	RECONCILED	5/25/2023		1,143.50
43179	95337	ACCOUNTS_P AYABLE	5/19/2023	TRANSPORTA TION ACCESSORIE S CO.	819	RECONCILED	5/31/2023		731.47
43177	95338	ACCOUNTS_P AYABLE	5/19/2023	TRICIA L. VOLZ	1158	OUTSTANDIN G			174.64
43178	95339	ACCOUNTS_P AYABLE	5/19/2023	TRUENORTH FIRE PROTECTION	13812	RECONCILED	5/23/2023		9,800.64
43180	95340	ACCOUNTS_P AYABLE	5/23/2023	ADVANCED TURF SOLUTIONS, INC.	10305	OUTSTANDIN G			675.00
43192	95341	ACCOUNTS_P AYABLE	5/23/2023	ALORA EYERLY	13968	OUTSTANDIN G			300.00
43181	95342	ACCOUNTS_P AYABLE	5/23/2023	AMAZON CAPITAL SERVICES	13575	OUTSTANDIN G			1,363.26
43182	95343	ACCOUNTS_P AYABLE	5/23/2023	AMERICAN ELECTRIC POWER	701	OUTSTANDIN G			21,900.56
43206	95344	ACCOUNTS_P AYABLE	5/23/2023	ASHLEY REBILLOT	13752	OUTSTANDIN G			297.23
43185	95345	ACCOUNTS_P AYABLE	5/23/2023	CARLA E COLON	13770	OUTSTANDIN G			420.00
43196	95346	ACCOUNTS_P AYABLE	5/23/2023	CINDY HEIDLEBAUG H	2702	OUTSTANDIN G			350.00
43184	95347	ACCOUNTS_P AYABLE	5/23/2023	COLE DISTRIBUTIN G	9752	RECONCILED	5/26/2023		171.25
43186	95348	ACCOUNTS_P AYABLE	5/23/2023	DANIEL DOUGLAS DOMKA	13347	VOID		5/31/2023	350.00
43212	95349	ACCOUNTS_P AYABLE	5/23/2023	ELIZABETH A. RIEGEL	10733	OUTSTANDIN G			150.00
43191	95350	ACCOUNTS_P AYABLE	5/23/2023	EQUIPARTS	11070	RECONCILED	5/31/2023		114.87
43193	95351	ACCOUNTS_P AYABLE	5/23/2023	GRADY ENTERPRISE S, INC.	9664	OUTSTANDIN G			1,208.83
43194	95352	ACCOUNTS_P AYABLE	5/23/2023	GRAINGER	5843	RECONCILED	5/31/2023		454.56
43198	95353	ACCOUNTS_P AYABLE	5/23/2023	IMAGEMARK ET	10452	RECONCILED	5/31/2023		277.44
43199	95354	ACCOUNTS_P AYABLE	5/23/2023	J & B ACCOUSTICA L	1555	RECONCILED	5/26/2023		535.00

Start Date: 5/1/2023

End Date: 5/31/2023

LEXINGTON LOCAL SCHOOLS

Disbursement Summary Report

Reference Number	Check Number	Type	Date	Name	Vendor #	Status	Reconcile Date	Void Date	Amount
43195	95355	ACCOUNTS_P AYABLE	5/23/2023	JAMES HAYES	13087	OUTSTANDIN G			\$ 970.35
43205	95356	ACCOUNTS_P AYABLE	5/23/2023	JANE PRICE	13160	RECONCILED	5/30/2023		350.00
43189	95357	ACCOUNTS_P AYABLE	5/23/2023	JEFF EICHORN	13282	RECONCILED	5/25/2023		310.00
43200	95358	ACCOUNTS_P AYABLE	5/23/2023	KJ ICE INC	13964	OUTSTANDIN G			700.00
43183	95359	ACCOUNTS_P AYABLE	5/23/2023	LINDSAY TAYLOR BROWN	13349	OUTSTANDIN G			350.00
43201	95360	ACCOUNTS_P AYABLE	5/23/2023	MALABAR FARM STATE PARK	3727	OUTSTANDIN G			486.00
43203	95361	ACCOUNTS_P AYABLE	5/23/2023	MATT MILLINGER	13697	OUTSTANDIN G			81.42
43187	95362	ACCOUNTS_P AYABLE	5/23/2023	MATTHEW L DOMKA	13166	RECONCILED	5/31/2023		350.00
43202	95363	ACCOUNTS_P AYABLE	5/23/2023	MCCRAY E MARTIN	13967	OUTSTANDIN G			300.00
43188	95364	ACCOUNTS_P AYABLE	5/23/2023	MICHELLE DREIBELBIS	13565	OUTSTANDIN G			450.00
43211	95365	ACCOUNTS_P AYABLE	5/23/2023	MICHELLE SMITH	8058	OUTSTANDIN G			1,200.00
43204	95366	ACCOUNTS_P AYABLE	5/23/2023	NYTE FLYTE ENTERTAIN MENT	12059	RECONCILED	5/30/2023		150.00
43190	95367	ACCOUNTS_P AYABLE	5/23/2023	PAMELA ELLIS	13158	RECONCILED	5/30/2023		350.00
43207	95368	ACCOUNTS_P AYABLE	5/23/2023	RENHILL GROUP, INC.	10075	RECONCILED	5/31/2023		13,693.46
43208	95369	ACCOUNTS_P AYABLE	5/23/2023	RUMPKE	11508	OUTSTANDIN G			1,684.70
43209	95370	ACCOUNTS_P AYABLE	5/23/2023	SHIFFLER EQUIPMENT SALES, INC.	851	OUTSTANDIN G			14.76
43210	95371	ACCOUNTS_P AYABLE	5/23/2023	SIESEL DISTRIBUTIN G	10297	OUTSTANDIN G			1,085.45
43213	95372	ACCOUNTS_P AYABLE	5/23/2023	SPYDER SIGNS & GRAPHICS	9378	OUTSTANDIN G			1,049.00
43197	95373	ACCOUNTS_P AYABLE	5/23/2023	STEPHANIE HILL	13167	OUTSTANDIN G			350.00
43214	95374	ACCOUNTS_P AYABLE	5/23/2023	THE INFLATABLE ZOO, INC	13966	OUTSTANDIN G			350.00
43215	95375	ACCOUNTS_P AYABLE	5/23/2023	WORNER ROOFING COMPANY	6035	RECONCILED	5/26/2023		1,814.00
43216	95376	ACCOUNTS_P AYABLE	5/23/2023	CARA PELPHREY	1481	OUTSTANDIN G			50.38
43217	95377	ACCOUNTS_P AYABLE	5/24/2023	CARDINAL BUS SALES & SERVICE	6515	RECONCILED	5/25/2023		67,045.00
43218	95378	ACCOUNTS_P AYABLE	5/24/2023	JEFF EICHORN	13282	RECONCILED	5/25/2023		120.00
43240	95379	ACCOUNTS_P AYABLE	5/26/2023	MID-OHIO ED. SERVICE CENTER	69	OUTSTANDIN G			1,312.50
43241	95380	ACCOUNTS_P AYABLE	5/26/2023	ALFRED NICKLES BAKERY	613	OUTSTANDIN G			281.68
43222	95381	ACCOUNTS_P AYABLE	5/26/2023	CHARLES RITTER CO.	907	OUTSTANDIN G			39.07
43236	95382	ACCOUNTS_P	5/26/2023	LEXINGTON	3377	OUTSTANDIN			1,178.01

Start Date: 5/1/2023

End Date: 5/31/2023

LEXINGTON LOCAL SCHOOLS

Disbursement Summary Report

Reference Number	Check Number	Type	Date	Name	Vendor #	Status	Reconcile Date	Void Date	Amount
		AYABLE		LOCAL SCHOOLS		G			
43233	95383	ACCOUNTS_P AYABLE	5/26/2023	KROGER COMPANY	5498	OUTSTANDIN G			\$ 210.00
43246	95384	ACCOUNTS_P AYABLE	5/26/2023	ORIENTAL TRADING COMPANY, INC.	5777	OUTSTANDIN G			64.98
43244	95385	ACCOUNTS_P AYABLE	5/26/2023	TREASURER STATE OF OHIO	5996	OUTSTANDIN G			195.50
43247	95386	ACCOUNTS_P AYABLE	5/26/2023	PIONEER CAREER & TECHNOLOGY CENTER	6280	OUTSTANDIN G			850.00
43257	95387	ACCOUNTS_P AYABLE	5/26/2023	VERIZON WIRELESS	7415	OUTSTANDIN G			528.94
43237	95388	ACCOUNTS_P AYABLE	5/26/2023	LEX LANES	7583	OUTSTANDIN G			177.00
43225	95389	ACCOUNTS_P AYABLE	5/26/2023	COLLEGE BOARD	7818	OUTSTANDIN G			1,912.00
43230	95390	ACCOUNTS_P AYABLE	5/26/2023	MICHELE HOCK	8386	OUTSTANDIN G			305.00
43229	95391	ACCOUNTS_P AYABLE	5/26/2023	LONNIE HANSEN	8391	OUTSTANDIN G			25.00
43256	95392	ACCOUNTS_P AYABLE	5/26/2023	UPS STORE	8483	OUTSTANDIN G			195.03
43234	95393	ACCOUNTS_P AYABLE	5/26/2023	JENNIFER LAW	9606	RECONCILED	5/31/2023		41.95
43227	95394	ACCOUNTS_P AYABLE	5/26/2023	CHERYL FRAZIER	9616	OUTSTANDIN G			31.97
43224	95395	ACCOUNTS_P AYABLE	5/26/2023	COLE DISTRIBUTING	9752	OUTSTANDIN G			5,387.16
43258	95396	ACCOUNTS_P AYABLE	5/26/2023	VOLZ FENCING	10003	OUTSTANDIN G			5,850.00
43253	95397	ACCOUNTS_P AYABLE	5/26/2023	MITCHELL L STAPLES	10230	OUTSTANDIN G			840.00
43251	95398	ACCOUNTS_P AYABLE	5/26/2023	SMETZ'S TIRE SERVICE CENTER	10453	OUTSTANDIN G			301.45
43242	95399	ACCOUNTS_P AYABLE	5/26/2023	HEATHER NOLAND	10520	OUTSTANDIN G			25.00
43239	95400	ACCOUNTS_P AYABLE	5/26/2023	MENARDS	10810	OUTSTANDIN G			731.72
43243	95401	ACCOUNTS_P AYABLE	5/26/2023	O.E. MEYER COMPANY	10829	OUTSTANDIN G			309.52
43232	95402	ACCOUNTS_P AYABLE	5/26/2023	KIMBALL MIDWEST	11066	OUTSTANDIN G			89.40
43226	95403	ACCOUNTS_P AYABLE	5/26/2023	DYNAMIC AUDIO, LLC	11227	OUTSTANDIN G			750.00
43223	95404	ACCOUNTS_P AYABLE	5/26/2023	AMY CLELAND	11350	RECONCILED	5/31/2023		100.00
43250	95405	ACCOUNTS_P AYABLE	5/26/2023	CINDY SHASKY	11569	OUTSTANDIN G			100.00
43254	95406	ACCOUNTS_P AYABLE	5/26/2023	RHONDA TITTLE	11613	RECONCILED	5/30/2023		100.00
43255	95407	ACCOUNTS_P AYABLE	5/26/2023	UCP OF GREATER CLEVELAND	13006	OUTSTANDIN G			18,900.00
43245	95408	ACCOUNTS_P AYABLE	5/26/2023	OHIO.NET INTERNET PROVIDERS	13038	OUTSTANDIN G			440.44
43221	95409	ACCOUNTS_P AYABLE	5/26/2023	CAROLEE BALLIETT	13043	RECONCILED	5/31/2023		552.85

Start Date: 5/1/2023

End Date: 5/31/2023

LEXINGTON LOCAL SCHOOLS

Disbursement Summary Report

Reference Number	Check Number	Type	Date	Name	Vendor #	Status	Reconcile Date	Void Date	Amount
43235	95410	ACCOUNTS_P AYABLE	5/26/2023	MELISSA LEWIS	13280	OUTSTANDIN G			\$ 25.00
43249	95411	ACCOUNTS_P AYABLE	5/26/2023	RIVER EDUCATION SERVICES INC	13290	OUTSTANDIN G			1,885.00
43220	95412	ACCOUNTS_P AYABLE	5/26/2023	MOLLY ARNETT	13343	OUTSTANDIN G			25.00
43228	95413	ACCOUNTS_P AYABLE	5/26/2023	CHERYL GREGA	13369	OUTSTANDIN G			100.00
43219	95414	ACCOUNTS_P AYABLE	5/26/2023	AMAZON CAPITAL SERVICES	13575	OUTSTANDIN G			637.37
43252	95415	ACCOUNTS_P AYABLE	5/26/2023	SPECIALIZED EDUCATION OF OHIO, INC	13693	OUTSTANDIN G			3,839.10
43231	95416	ACCOUNTS_P AYABLE	5/26/2023	IMAGINE LEARNING LLC	13876	OUTSTANDIN G			2,100.00
43259	95417	ACCOUNTS_P AYABLE	5/26/2023	XEROX CORPORATIO N	13945	OUTSTANDIN G			2,550.99
43238	95418	ACCOUNTS_P AYABLE	5/26/2023	ELISHA LUCIER	13952	OUTSTANDIN G			419.20
43248	95419	ACCOUNTS_P AYABLE	5/26/2023	ZACH RINEHART	13969	OUTSTANDIN G			115.00
43266	95420	ACCOUNTS_P AYABLE	5/31/2023	MICHELLE SMITH	8058	OUTSTANDIN G			550.00
43267	95421	ACCOUNTS_P AYABLE	5/31/2023	MICHAEL MOORE	13971	OUTSTANDIN G			500.00
43268	95422	ACCOUNTS_P AYABLE	5/31/2023	THE INFIELD, INC.	6131	OUTSTANDIN G			690.00
43271	95423	ACCOUNTS_P AYABLE	5/31/2023	AMANDA BADERTSCH ER	13224	OUTSTANDIN G			80.00
43269	95424	ACCOUNTS_P AYABLE	5/31/2023	AMAZON CAPITAL SERVICES	13575	OUTSTANDIN G			513.52
43270	95425	ACCOUNTS_P AYABLE	5/31/2023	AWARDSMIT H	1370	OUTSTANDIN G			54.00
43299	95426	ACCOUNTS_P AYABLE	5/31/2023	CAPITAL ONE	3469	OUTSTANDIN G			949.75
43272	95427	ACCOUNTS_P AYABLE	5/31/2023	CARDINAL RENTAL & SALES, LTD	8777	OUTSTANDIN G			299.00
43273	95428	ACCOUNTS_P AYABLE	5/31/2023	COLE DISTRIBUTIN G	9752	OUTSTANDIN G			4,978.24
43274	95429	ACCOUNTS_P AYABLE	5/31/2023	DIRECT ENERGY BUSINESS	11543	OUTSTANDIN G			4,849.01
43283	95430	ACCOUNTS_P AYABLE	5/31/2023	ELISHA LUCIER	13952	OUTSTANDIN G			419.20
43295	95431	ACCOUNTS_P AYABLE	5/31/2023	ELIZABETH A. RIEGEL	10733	OUTSTANDIN G			150.00
43275	95432	ACCOUNTS_P AYABLE	5/31/2023	ELZY MILLING & TRADE LTD.	10593	OUTSTANDIN G			64.00
43278	95433	ACCOUNTS_P AYABLE	5/31/2023	HOME DEPOT	7549	OUTSTANDIN G			820.59
43279	95434	ACCOUNTS_P AYABLE	5/31/2023	HUGHES EQUIPMENT	13536	OUTSTANDIN G			695.00
43277	95435	ACCOUNTS_P AYABLE	5/31/2023	JAMES HAYES	13087	OUTSTANDIN G			970.35

Start Date: 5/1/2023

End Date: 5/31/2023

LEXINGTON LOCAL SCHOOLS

Disbursement Summary Report

Reference Number	Check Number	Type	Date	Name	Vendor #	Status	Reconcile Date	Void Date	Amount
43280	95436	ACCOUNTS_P AYABLE	5/31/2023	KRIS KNAPP	13308	OUTSTANDIN G			\$ 525.00
43281	95437	ACCOUNTS_P AYABLE	5/31/2023	LANGUAGE TESTING INTERNATIO NAL	13698	OUTSTANDIN G			32.00
43282	95438	ACCOUNTS_P AYABLE	5/31/2023	LESCH BATTERY & POWER	9943	OUTSTANDIN G			330.62
43284	95439	ACCOUNTS_P AYABLE	5/31/2023	MENARDS	10810	OUTSTANDIN G			372.67
43285	95440	ACCOUNTS_P AYABLE	5/31/2023	MID-OHIO AUTO REPAIR	8414	OUTSTANDIN G			20.00
43286	95441	ACCOUNTS_P AYABLE	5/31/2023	MID-OHIO ED. SERVICE CENTER	69	OUTSTANDIN G			1,640.74
43287	95442	ACCOUNTS_P AYABLE	5/31/2023	NOVA LUNA EDUC & CONSULTIN G	11942	OUTSTANDIN G			972.00
43288	95443	ACCOUNTS_P AYABLE	5/31/2023	RENHILL GROUP, INC.	10075	OUTSTANDIN G			13,583.35
43289	95444	ACCOUNTS_P AYABLE	5/31/2023	RIFTON EQUIPMENT	8786	OUTSTANDIN G			190.99
43290	95445	ACCOUNTS_P AYABLE	5/31/2023	SAM'S CLUB DIRECT	5566	OUTSTANDIN G			496.93
43291	95446	ACCOUNTS_P AYABLE	5/31/2023	SARVER PAVING COMPANY	9678	OUTSTANDIN G			346.25
43292	95447	ACCOUNTS_P AYABLE	5/31/2023	SCHOOL SPECIALTY	6538	OUTSTANDIN G			40.30
43276	95448	ACCOUNTS_P AYABLE	5/31/2023	SHELLEY HARRIS	13972	OUTSTANDIN G			73.94
43293	95449	ACCOUNTS_P AYABLE	5/31/2023	SHERWIN- WILLIAMS CO.	741	OUTSTANDIN G			637.46
43294	95450	ACCOUNTS_P AYABLE	5/31/2023	SIESEL DISTRIBUTIN G	10297	OUTSTANDIN G			2,420.74
43296	95451	ACCOUNTS_P AYABLE	5/31/2023	THE ESKEN GROUP, LLC	13446	OUTSTANDIN G			585.00
43297	95452	ACCOUNTS_P AYABLE	5/31/2023	THEN DESIGN ARCHITECTU RE LTD	13501	OUTSTANDIN G			24,100.00
43298	95453	ACCOUNTS_P AYABLE	5/31/2023	VILLAGE OF LEXINGTON	704	OUTSTANDIN G			8,052.02
43300	95454	ACCOUNTS_P AYABLE	5/31/2023	ZEPTIVE, INC	13933	OUTSTANDIN G			2,429.00
43301	95455	ACCOUNTS_P AYABLE	5/31/2023	LEXINGTON ATHLETIC DEPT.	3520	OUTSTANDIN G			1,595.00
43302	95456	ACCOUNTS_P AYABLE	5/31/2023	AMERICAN EXPRESS	10314	OUTSTANDIN G			79.00
43303	95457	ACCOUNTS_P AYABLE	5/31/2023	DOUGLAS DANIEL DOMKA	13347	OUTSTANDIN G			350.00
43106	691969	ACCOUNTS_P AYABLE	5/11/2023	MEMO- S.E.R.S.	900997	RECONCILED	5/11/2023		2,870.40
43107	691970	ACCOUNTS_P AYABLE	5/11/2023	MEMO- S.T.R.S.	900998	RECONCILED	5/11/2023		8,102.95
43109	691971	PAYROLL	5/4/2023	LEXINGTON LOCAL SCHOOLS		RECONCILED	5/4/2023		251.00
43110	691972	ACCOUNTS_P	5/5/2023	LEXINGTON	900934	RECONCILED	5/5/2023		8,714.08

Start Date: 5/1/2023

End Date: 5/31/2023

LEXINGTON LOCAL SCHOOLS Disbursement Summary Report

Reference Number	Check Number	Type	Date	Name	Vendor #	Status	Reconcile Date	Void Date	Amount
		AYABLE		SCHOOLS - PAYROLL					
43143	691973	ACCOUNTS_P AYABLE	5/16/2023	ANTHEM BENEFIT SERVICES	900902	RECONCILED	5/16/2023		\$ 398,333.44
43144	691974	ACCOUNTS_P AYABLE	5/16/2023	MEMO-S.E.R.S.	900997	RECONCILED	5/16/2023		2,855.44
43145	691975	ACCOUNTS_P AYABLE	5/16/2023	MEMO-S.T.R.S.	900998	RECONCILED	5/16/2023		8,102.95
43260	691976	ACCOUNTS_P AYABLE	5/26/2023	MEMO-MID OHIO ESC	900069	RECONCILED	5/26/2023		79,579.74
43261	691977	ACCOUNTS_P AYABLE	5/26/2023	RICHLAND COUNTY AUDITOR	900360	RECONCILED	5/26/2023		660.85
43262	691978	PAYROLL	5/15/2023	LEXINGTON LOCAL SCHOOLS		RECONCILED	5/15/2023		628,532.50
43147	691979	ACCOUNTS_P AYABLE	5/17/2023	GORDON FOOD SERVICE	900652	RECONCILED	5/17/2023		20,772.44
43263	691980	ACCOUNTS_P AYABLE	5/30/2023	LEXINGTON SCHOOLS - PAYROLL	900934	RECONCILED	5/30/2023		8,463.78
43264	691981	ACCOUNTS_P AYABLE	5/30/2023	MEMO-S.E.R.S.	900997	RECONCILED	5/30/2023		48,782.00
43265	691982	ACCOUNTS_P AYABLE	5/30/2023	MEMO-S.T.R.S.	900998	RECONCILED	5/30/2023		126,908.00
Grand Total									\$ 2,627,031.30

Reporting Period: May 2023 (FY 2023)

Start Date: 5/01/2023

End Date: 5/31/2023

6/2/23 9:24 AM

LEXINGTON LOCAL SCHOOLS Receipts Ledger Report

Receipt #	Line #	Date	Type	Description	Full Account Code	Amount
Fund: 001						
Receipt: 1111						
77962	1	5/19/2023	RC	MH TAX - Richland	001-1111-0000-000000-000	\$ 1,933.53
77962	2	5/19/2023	RC	MH TAX - Richland	001-1111-0000-000000-000	1,227.44
						\$ 3,160.97
Receipt: 1122						
77962	6	5/19/2023	RC	Pers Prop Utility - Richland	001-1122-0000-000000-000	48.45
77962	7	5/19/2023	RC	Pers Prop Utility - Richland	001-1122-0000-000000-000	21.37
						\$ 69.82
Receipt: 1211						
77924	1	5/3/2023	RC	Preschool tuition	001-1211-0000-000000-500	560.00
77929	1	5/5/2023	RC	Preschool tuition	001-1211-0000-000000-500	240.00
77938	1	5/9/2023	RC	Preschool tuition	001-1211-0000-000000-500	320.00
77956	1	5/17/2023	RC	Preschool tuition	001-1211-0000-000000-500	800.00
77959	1	5/19/2023	RC	Tuition	001-1211-0000-000000-000	1,262.84
77977	1	5/26/2023	RC	Tuition	001-1211-0000-000000-000	688.36
77990	1	5/30/2023	RC	Preschool tuition	001-1211-0000-000000-500	240.00
						\$ 4,111.20
Receipt: 1221						
77968	21	5/19/2023	RC	JV50 Tuition (SF-14)	001-1221-0000-000000-000	1,009.62
						\$ 1,009.62
Receipt: 1223						
77968	22	5/19/2023	RC	JV52 Tuition (SF-14)	001-1223-0000-000000-000	682.54
						\$ 682.54
Receipt: 1410						
78004	1	5/31/2023	RC	Richland Bank Interest	001-1410-0000-000000-000	30,404.38
						\$ 30,404.38
Receipt: 1740						
77914	1	5/1/2023	RC	CCP Tuition pymt	001-1740-0000-000000-100	410.00
77914	2	5/1/2023	RC	School Fees	001-1740-0000-000000-100	122.00
77917	2	5/2/2023	RC	Eastern school fees	001-1740-0000-000000-300	84.00
77923	2	5/3/2023	RC	Western school fees	001-1740-0000-000000-500	72.00
77928	2	5/5/2023	RC	Western school fees	001-1740-0000-000000-500	24.00
77931	1	5/8/2023	RC	Summer school fees	001-1740-0000-000000-100	1,050.00
77951	1	5/11/2023	RC	School fees	001-1740-0000-000000-200	12.00
77948	1	5/15/2023	RC	Summer PE	001-1740-0000-080999-100	400.00
77948	2	5/15/2023	RC	Summer School Fees	001-1740-0000-000000-100	1,050.00
77949	2	5/15/2023	RC	School Fees	001-1740-0000-000000-100	166.00
77952	2	5/16/2023	RC	Eastern School Fees	001-1740-0000-000000-300	28.00
77957	2	5/17/2023	RC	Western school fees	001-1740-0000-000000-500	48.00

Reporting Period: May 2023 (FY 2023)

6/2/23 9:24 AM

Start Date: 5/01/2023

End Date: 5/31/2023

LEXINGTON LOCAL SCHOOLS Receipts Ledger Report

Receipt #	Line #	Date	Type	Description	Full Account Code	Amount
77966	1	5/22/2023	RC	Summer PE	001-1740-0000-080999-100	\$ 500.00
77966	2	5/22/2023	RC	Summer School Fees	001-1740-0000-000000-100	840.00
77967	1	5/22/2023	RC	School fees	001-1740-0000-000000-100	306.00
77975	2	5/25/2023	RC	Eastern School Fees	001-1740-0000-000000-300	168.00
77980	1	5/26/2023	RC	School fees	001-1740-0000-000000-200	54.00
77987	2	5/30/2023	RC	Eastern School Fees	001-1740-0000-000000-300	28.00
77989	2	5/30/2023	RC	Western school fees	001-1740-0000-000000-500	48.00
77994	1	5/30/2023	RC	CCP Tuition pymt	001-1740-0000-000000-100	2,998.25
77994	2	5/30/2023	RC	School Fees	001-1740-0000-000000-100	272.00
77995	1	5/30/2023	RC	Summer PE	001-1740-0000-080999-100	200.00
77995	2	5/30/2023	RC	Summer School Fees	001-1740-0000-000000-100	2,510.00
78003	1	5/31/2023	RC	HS Fees - Pay For It	001-1740-0000-000000-100	987.80
78003	2	5/31/2023	RC	Central Fees - Pay For It	001-1740-0000-000000-400	270.00
78003	3	5/31/2023	RC	Jr High Fees - Pay For It	001-1740-0000-000000-200	99.00
78003	4	5/31/2023	RC	Eastern Fees - Pay For It	001-1740-0000-000000-300	678.00
78003	5	5/31/2023	RC	Western Fees - Pay For It	001-1740-0000-000000-500	480.00
						\$ 13,905.05
Receipt:	1890					
77942	2	5/12/2023	RC	American Fidelity - FSA Refund	001-1890-0000-000000-000	809.58
77942	7	5/12/2023	RC	AU Spring 2023 Field Experience Reimb	001-1890-0000-000000-000	160.00
77979	3	5/26/2023	RC	Scrap Transportation - Suburban	001-1890-0000-000000-800	550.00
						\$ 1,519.58
Receipt:	3110					
77921	1	5/5/2023	RC	Base Cost	001-3110-0000-000000-000	243,523.92
77921	3	5/5/2023	RC	Targeted Assistance	001-3110-0000-000000-000	39,409.95
77921	4	5/5/2023	RC	Special Education Funding	001-3110-0000-000000-000	36,419.39
77921	8	5/5/2023	RC	Supplement Targeted Assistance	001-3110-0000-000000-000	0.00
77921	9	5/5/2023	RC	Temporary Transitional Aid Guarantee	001-3110-0000-000000-000	0.00
77921	11	5/5/2023	RC	Transportation	001-3110-0000-000000-000	24,018.60
77921	12	5/5/2023	RC	Formula Transition Supplement	001-3110-0000-000000-000	0.00
77921	13	5/5/2023	RC	Preschool Special Educ Funding	001-3110-0000-000000-000	10,559.20
77921	14	5/5/2023	RC	Special Educ Transportation	001-3110-0000-000000-000	2,640.18
77968	1	5/19/2023	RC	Base Cost	001-3110-0000-000000-000	243,470.33
77968	3	5/19/2023	RC	Targeted Assistance	001-3110-0000-000000-000	39,583.38
77968	4	5/19/2023	RC	Special Education Funding	001-3110-0000-000000-000	36,553.86
77968	8	5/19/2023	RC	Supplement Targeted Assistance	001-3110-0000-000000-000	0.00
77968	9	5/19/2023	RC	Temporary Transitional Aid Guarantee	001-3110-0000-000000-000	0.00
77968	11	5/19/2023	RC	Transportation	001-3110-0000-000000-000	24,018.59
77968	12	5/19/2023	RC	Formula Transition Supplement	001-3110-0000-000000-000	0.00
77968	13	5/19/2023	RC	Preschool Special Educ Funding	001-3110-0000-000000-000	7,552.04

Reporting Period: May 2023 (FY 2023)

Start Date: 5/01/2023

End Date: 5/31/2023

6/2/23 9:24 AM

LEXINGTON LOCAL SCHOOLS Receipts Ledger Report

Receipt #	Line #	Date	Type	Description	Full Account Code	Amount
77968	14	5/19/2023	RC	Special Educ Transportation	001-3110-0000-000000-000	\$ 2,640.17
Receipt:	3211					\$ 710,389.61
77921	5	5/5/2023	RC	Economic Disadvantaged Funding	001-3211-0000-000000-000	1,948.44
77968	5	5/19/2023	RC	Economic Disadvantaged Funding	001-3211-0000-000000-000	2,009.73
Receipt:	3215					\$ 3,958.17
77921	10	5/5/2023	RC	Career Tech Education Funding	001-3215-0000-000000-000	17.14
77968	10	5/19/2023	RC	Career Tech Education Funding	001-3215-0000-000000-000	17.16
Receipt:	3216					\$ 34.30
77921	7	5/5/2023	RC	Gifted Education Funding	001-3216-0000-000000-000	5,049.96
77968	7	5/19/2023	RC	Gifted Education Funding	001-3216-0000-000000-000	5,049.73
Receipt:	3217					\$ 10,099.69
77921	6	5/5/2023	RC	English Learners Funding	001-3217-0000-000000-000	148.38
77968	6	5/19/2023	RC	English Learners Funding	001-3217-0000-000000-000	148.38
Receipt:	3218					\$ 296.76
77921	2	5/5/2023	RC	Base Cost - Student Wellness and Success	001-3218-0000-000000-000	12,513.71
77968	2	5/19/2023	RC	Base Cost - Student Wellness and Success	001-3218-0000-000000-000	12,510.95
Receipt:	3300					\$ 25,024.66
78002	1	5/31/2023	RC	MEDICAID Recd - 5/4	001-3300-0000-000000-000	19.21
78002	2	5/31/2023	RC	MEDICAID Recd - 5/4	001-3300-0000-000000-000	6,426.87
Receipt:	5300					\$ 6,446.08
77913	1	5/1/2023	RC	School Specialty Rebate	001-5300-0000-000000-000	188.95
77913	2	5/1/2023	RC	BWC Premium Refund - Group Retro Eval CY2020	001-5300-0000-000000-000	2,593.00
						\$ 2,781.95
Fund:	002					\$ 813,894.38
Receipt:	1111					
77962	3	5/19/2023	RC	MH TAX - Richland	002-1111-0000-000000-000	882.22
Receipt:	1122					\$ 882.22
77962	8	5/19/2023	RC	Pers Prop Utility - Richland	002-1122-0000-000000-000	13.63
						\$ 13.63
						\$ 895.85

Reporting Period: May 2023 (FY 2023)

Start Date: 5/01/2023

End Date: 5/31/2023

6/2/23 9:24 AM

LEXINGTON LOCAL SCHOOLS Receipts Ledger Report

Receipt #	Line #	Date	Type	Description	Full Account Code	Amount
Fund: 003						
Receipt: 1111						
77962	4	5/19/2023	RC	MH TAX - Richland	003-1111-0000-000000-000	\$ 154.21
						\$ 154.21
Receipt: 1122						
77962	9	5/19/2023	RC	Pers Prop Utility - Richland	003-1122-0000-000000-000	4.54
						\$ 4.54
						\$ 158.75
Fund: 004						
Receipt: 1410						
78004	6	5/31/2023	RC	LFI Fund	004-1410-0000-000000-000	718.02
						\$ 718.02
						\$ 718.02
Fund: 006						
Receipt: 1410						
78004	4	5/31/2023	RC	Richland Bank Interest	006-1410-0000-000000-000	1,003.05
						\$ 1,003.05
Receipt: 1511						
77930	21	5/5/2023	RC	HS/JH Breakfast	006-1511-0000-000000-100	271.20
77930	22	5/5/2023	RC	Eastern Breakfast	006-1511-0000-000000-300	87.30
77930	23	5/5/2023	RC	Central Breakfast	006-1511-0000-000000-400	155.10
77930	24	5/5/2023	RC	Western Breakfast	006-1511-0000-000000-500	74.65
77943	21	5/12/2023	RC	HS/JH Breakfast	006-1511-0000-000000-100	288.25
77943	22	5/12/2023	RC	Eastern Breakfast	006-1511-0000-000000-300	43.80
77943	23	5/12/2023	RC	Central Breakfast	006-1511-0000-000000-400	113.10
77943	24	5/12/2023	RC	Western Breakfast	006-1511-0000-000000-500	78.65
77963	21	5/19/2023	RC	HS/JH Breakfast	006-1511-0000-000000-100	308.20
77963	22	5/19/2023	RC	Eastern Breakfast	006-1511-0000-000000-300	46.20
77963	23	5/19/2023	RC	Central Breakfast	006-1511-0000-000000-400	110.40
77963	24	5/19/2023	RC	Western Breakfast	006-1511-0000-000000-500	85.45
78001	21	5/31/2023	RC	HS/JH Breakfast	006-1511-0000-000000-100	427.25
78001	22	5/31/2023	RC	Eastern Breakfast	006-1511-0000-000000-300	42.60
78001	23	5/31/2023	RC	Central Breakfast	006-1511-0000-000000-400	145.50
78001	24	5/31/2023	RC	Western Breakfast	006-1511-0000-000000-500	62.85
						\$ 2,340.50
Receipt: 1512						
77930	1	5/5/2023	RC	HS/JH Stu. Type A	006-1512-0000-000000-100	5,746.05
77930	5	5/5/2023	RC	HS/JH ROA Stu. Type A	006-1512-0000-000000-100	(6,322.15)
77930	6	5/5/2023	RC	Eastern Stu. Type A	006-1512-0000-000000-300	2,018.00
77930	10	5/5/2023	RC	Eastern ROA Stu. Type A	006-1512-0000-000000-300	(1,941.65)

Reporting Period: May 2023 (FY 2023)

Start Date: 5/01/2023

End Date: 5/31/2023

6/2/23 9:24 AM

LEXINGTON LOCAL SCHOOLS Receipts Ledger Report

Receipt #	Line #	Date	Type	Description	Full Account Code	Amount
77930	11	5/5/2023	RC	Central Stu. Type A	006-1512-0000-000000-400	\$ 1,529.40
77930	15	5/5/2023	RC	Central ROA Stu. Type A	006-1512-0000-000000-400	(1,723.85)
77930	16	5/5/2023	RC	Western Stu. Type A	006-1512-0000-000000-500	1,196.60
77930	20	5/5/2023	RC	Western ROA Stu. Type A	006-1512-0000-000000-500	(1,081.40)
77943	1	5/12/2023	RC	HS/JH Stu. Type A	006-1512-0000-000000-100	5,767.45
77943	5	5/12/2023	RC	HS/JH ROA Stu. Type A	006-1512-0000-000000-100	(6,690.90)
77943	6	5/12/2023	RC	Eastern Stu. Type A	006-1512-0000-000000-300	2,031.40
77943	10	5/12/2023	RC	Eastern ROA Stu. Type A	006-1512-0000-000000-300	(1,844.29)
77943	11	5/12/2023	RC	Central Stu. Type A	006-1512-0000-000000-400	1,610.80
77943	15	5/12/2023	RC	Central ROA Stu. Type A	006-1512-0000-000000-400	(1,633.77)
77943	16	5/12/2023	RC	Western Stu. Type A	006-1512-0000-000000-500	1,265.40
77943	20	5/12/2023	RC	Western ROA Stu. Type A	006-1512-0000-000000-500	(1,178.20)
77963	1	5/19/2023	RC	HS/JH Stu. Type A	006-1512-0000-000000-100	5,917.05
77963	5	5/19/2023	RC	HS/JH ROA Stu. Type A	006-1512-0000-000000-100	(6,995.15)
77963	6	5/19/2023	RC	Eastern Stu. Type A	006-1512-0000-000000-300	2,094.20
77963	10	5/19/2023	RC	Eastern ROA Stu. Type A	006-1512-0000-000000-300	(1,865.40)
77963	11	5/19/2023	RC	Central Stu. Type A	006-1512-0000-000000-400	1,649.90
77963	15	5/19/2023	RC	Central ROA Stu. Type A	006-1512-0000-000000-400	(1,628.85)
77963	16	5/19/2023	RC	Western Stu. Type A	006-1512-0000-000000-500	1,251.20
77963	20	5/19/2023	RC	Western ROA Stu. Type A	006-1512-0000-000000-500	(1,187.65)
78001	1	5/31/2023	RC	HS/JH Stu. Type A	006-1512-0000-000000-100	7,896.73
78001	5	5/31/2023	RC	HS/JH ROA Stu. Type A	006-1512-0000-000000-100	(8,914.07)
78001	6	5/31/2023	RC	Eastern Stu. Type A	006-1512-0000-000000-300	2,919.60
78001	10	5/31/2023	RC	Eastern ROA Stu. Type A	006-1512-0000-000000-300	(2,556.22)
78001	11	5/31/2023	RC	Central Stu. Type A	006-1512-0000-000000-400	2,139.40
78001	15	5/31/2023	RC	Central ROA Stu. Type A	006-1512-0000-000000-400	(2,179.80)
78001	16	5/31/2023	RC	Western Stu. Type A	006-1512-0000-000000-500	1,925.80
78001	20	5/31/2023	RC	Western ROA Stu. Type A	006-1512-0000-000000-500	(1,507.70)
78003	6	5/31/2023	RC	HS/JH Lunch - Pay For It	006-1512-0000-000000-100	24,150.50
78003	7	5/31/2023	RC	Jr High Lunch - Pay For It	006-1512-0000-000000-200	0.00
78003	8	5/31/2023	RC	Eastern Lunch - Pay For It	006-1512-0000-000000-300	6,451.90
78003	9	5/31/2023	RC	Central Lunch - Pay For It	006-1512-0000-000000-400	5,411.26
78003	10	5/31/2023	RC	Western Lunch - Pay For It	006-1512-0000-000000-500	3,544.75
						\$ 37,266.34
Receipt:	1513					
77930	3	5/5/2023	RC	HS/JH Stu. ALa Carte	006-1513-0000-000000-100	2,597.50
77930	8	5/5/2023	RC	Eastern Stu. Ala Carte	006-1513-0000-000000-300	281.60
77930	13	5/5/2023	RC	Central Stu. Ala Carte	006-1513-0000-000000-400	116.25
77930	18	5/5/2023	RC	Western Stu. Ala Carte	006-1513-0000-000000-500	33.00
77943	3	5/12/2023	RC	HS/JH Stu. ALa Carte	006-1513-0000-000000-100	2,695.80

Reporting Period: May 2023 (FY 2023)

6/2/23 9:24 AM

Start Date: 5/01/2023

End Date: 5/31/2023

LEXINGTON LOCAL SCHOOLS Receipts Ledger Report

Receipt #	Line #	Date	Type	Description	Full Account Code	Amount
77943	8	5/12/2023	RC	Eastern Stu. Ala Carte	006-1513-0000-000000-300	\$ 308.95
77943	13	5/12/2023	RC	Central Stu. Ala Carte	006-1513-0000-000000-400	136.00
77943	18	5/12/2023	RC	Western Stu. Ala Carte	006-1513-0000-000000-500	10.50
77963	3	5/19/2023	RC	HS/JH Stu. ALa Carte	006-1513-0000-000000-100	2,654.85
77963	8	5/19/2023	RC	Eastern Stu. Ala Carte	006-1513-0000-000000-300	276.85
77963	13	5/19/2023	RC	Central Stu. Ala Carte	006-1513-0000-000000-400	94.75
77963	18	5/19/2023	RC	Western Stu. Ala Carte	006-1513-0000-000000-500	58.00
78001	3	5/31/2023	RC	HS/JH Stu. ALa Carte	006-1513-0000-000000-100	3,460.90
78001	8	5/31/2023	RC	Eastern Stu. Ala Carte	006-1513-0000-000000-300	219.65
78001	13	5/31/2023	RC	Central Stu. Ala Carte	006-1513-0000-000000-400	78.50
78001	18	5/31/2023	RC	Western Stu. Ala Carte	006-1513-0000-000000-500	294.75
						\$ 13,317.85
Receipt:	1514					
77930	2	5/5/2023	RC	HS/JH Stu. Milk	006-1514-0000-000000-100	19.50
77930	7	5/5/2023	RC	Eastern Stu. Milk	006-1514-0000-000000-300	4.50
77930	12	5/5/2023	RC	Central Stu. Milk	006-1514-0000-000000-400	6.50
77930	17	5/5/2023	RC	Western Stu. Milk	006-1514-0000-000000-500	4.50
77943	2	5/12/2023	RC	HS/JH Stu. Milk	006-1514-0000-000000-100	17.00
77943	7	5/12/2023	RC	Eastern Stu. Milk	006-1514-0000-000000-300	6.00
77943	12	5/12/2023	RC	Central Stu. Milk	006-1514-0000-000000-400	6.50
77943	17	5/12/2023	RC	Western Stu. Milk	006-1514-0000-000000-500	4.50
77963	2	5/19/2023	RC	HS/JH Stu. Milk	006-1514-0000-000000-100	22.50
77963	7	5/19/2023	RC	Eastern Stu. Milk	006-1514-0000-000000-300	3.50
77963	12	5/19/2023	RC	Central Stu. Milk	006-1514-0000-000000-400	11.00
77963	17	5/19/2023	RC	Western Stu. Milk	006-1514-0000-000000-500	8.50
78001	2	5/31/2023	RC	HS/JH Stu. Milk	006-1514-0000-000000-100	27.00
78001	7	5/31/2023	RC	Eastern Stu. Milk	006-1514-0000-000000-300	8.00
78001	12	5/31/2023	RC	Central Stu. Milk	006-1514-0000-000000-400	15.00
78001	17	5/31/2023	RC	Western Stu. Milk	006-1514-0000-000000-500	9.00
						\$ 173.50
Receipt:	1523					
77930	4	5/5/2023	RC	HS/JH Adult Ala Carte	006-1523-0000-000000-100	205.55
77930	9	5/5/2023	RC	Eastern Adult Ala Carte	006-1523-0000-000000-300	32.25
77930	14	5/5/2023	RC	Central Adult Ala Carte	006-1523-0000-000000-400	13.00
77930	19	5/5/2023	RC	Western Adult Ala Carte	006-1523-0000-000000-500	11.50
77943	4	5/12/2023	RC	HS/JH Adult Ala Carte	006-1523-0000-000000-100	504.15
77943	9	5/12/2023	RC	Eastern Adult Ala Carte	006-1523-0000-000000-300	10.25
77943	14	5/12/2023	RC	Central Adult Ala Carte	006-1523-0000-000000-400	9.00
77943	19	5/12/2023	RC	Western Adult Ala Carte	006-1523-0000-000000-500	5.25
77963	4	5/19/2023	RC	HS/JH Adult Ala Carte	006-1523-0000-000000-100	198.75

Reporting Period: May 2023 (FY 2023)

Start Date: 5/01/2023

End Date: 5/31/2023

6/2/23 9:24 AM

LEXINGTON LOCAL SCHOOLS Receipts Ledger Report

Receipt #	Line #	Date	Type	Description	Full Account Code	Amount	
77963	9	5/19/2023	RC	Eastern Adult Ala Carte	006-1523-0000-000000-300	\$ 16.90	
77963	14	5/19/2023	RC	Central Adult Ala Carte	006-1523-0000-000000-400	21.15	
77963	19	5/19/2023	RC	Western Adult Ala Carte	006-1523-0000-000000-500	8.25	
78001	4	5/31/2023	RC	HS/JH Adult Ala Carte	006-1523-0000-000000-100	285.15	
78001	9	5/31/2023	RC	Eastern Adult Ala Carte	006-1523-0000-000000-300	37.40	
78001	14	5/31/2023	RC	Central Adult Ala Carte	006-1523-0000-000000-400	22.00	
78001	19	5/31/2023	RC	Western Adult Ala Carte	006-1523-0000-000000-500	1.00	
						\$ 1,381.55	
Receipt:	1890						
77964	1	5/10/2023	RC	Preschool snacks	006-1890-0000-000000-000	552.75	
						\$ 552.75	
Receipt:	4120						
77912	1	5/3/2023	RC	Federal Reimb Lunch High	006-4120-0000-000000-100	(22,309.99)	
77912	2	5/3/2023	RC	Federal Reimb Lunch Jr High	006-4120-0000-000000-200	0.00	
77912	3	5/3/2023	RC	Federal Reimb Lunch Central	006-4120-0000-000000-400	(8,559.73)	
77912	4	5/3/2023	RC	Federal Reimb Lunch East	006-4120-0000-000000-300	(11,873.51)	
77912	5	5/3/2023	RC	Federal Reimb Lunch Western	006-4120-0000-000000-500	(5,695.13)	
77912	6	5/3/2023	RC	Fed Reimb Breakfast - High	006-4120-0000-000000-100	(1,318.13)	
77912	7	5/3/2023	RC	Federal Reimb Breakfast - Jr H	006-4120-0000-000000-200	0.00	
77912	8	5/3/2023	RC	Federal Reimb Break - Central	006-4120-0000-000000-400	(1,393.14)	
77912	9	5/3/2023	RC	Federal Reimb Break - East	006-4120-0000-000000-300	(1,809.37)	
77912	10	5/3/2023	RC	Federal Reimb Break - Western	006-4120-0000-000000-500	(666.60)	
77912	12	5/3/2023	RC	Federal Reimb Lunch High	006-4120-0000-000000-100	22,156.27	
77912	13	5/3/2023	RC	Federal Reimb Lunch Jr High	006-4120-0000-000000-200	0.00	
77912	14	5/3/2023	RC	Federal Reimb Lunch Central	006-4120-0000-000000-400	9,072.52	
77912	15	5/3/2023	RC	Federal Reimb Lunch East	006-4120-0000-000000-300	11,479.18	
77912	16	5/3/2023	RC	Federal Reimb Lunch Western	006-4120-0000-000000-500	5,730.39	
77912	17	5/3/2023	RC	Fed Reimb Breakfast - High	006-4120-0000-000000-100	1,397.56	
77912	18	5/3/2023	RC	Federal Reimb Breakfast - Jr H	006-4120-0000-000000-200	0.00	
77912	19	5/3/2023	RC	Federal Reimb Break - Central	006-4120-0000-000000-400	1,396.34	
77912	20	5/3/2023	RC	Federal Reimb Break - East	006-4120-0000-000000-300	1,536.76	
77912	21	5/3/2023	RC	Federal Reimb Break - Western	006-4120-0000-000000-500	856.58	
77981	1	5/25/2023	RC	Federal Reimb Lunch High	006-4120-0000-000000-100	13,501.19	
77981	2	5/25/2023	RC	Federal Reimb Lunch Jr High	006-4120-0000-000000-200	0.00	
77981	3	5/25/2023	RC	Federal Reimb Lunch Central	006-4120-0000-000000-400	5,843.91	
77981	4	5/25/2023	RC	Federal Reimb Lunch East	006-4120-0000-000000-300	7,027.90	
77981	5	5/25/2023	RC	Federal Reimb Lunch Western	006-4120-0000-000000-500	3,553.43	
77981	6	5/25/2023	RC	Fed Reimb Breakfast - High	006-4120-0000-000000-100	817.98	
77981	7	5/25/2023	RC	Federal Reimb Breakfast - Jr H	006-4120-0000-000000-200	0.00	
77981	8	5/25/2023	RC	Federal Reimb Break - Central	006-4120-0000-000000-400	812.65	

Reporting Period: May 2023 (FY 2023)

6/2/23 9:24 AM

Start Date: 5/01/2023

End Date: 5/31/2023

LEXINGTON LOCAL SCHOOLS Receipts Ledger Report

Receipt #	Line #	Date	Type	Description	Full Account Code	Amount
77981	9	5/25/2023	RC	Federal Reimb Break - East	006-4120-0000-000000-300	\$ 952.81
77981	10	5/25/2023	RC	Federal Reimb Break - Western	006-4120-0000-000000-500	470.96
77981	11	5/25/2023	RC	Federal Reimb Special Milk - Western	006-4120-0000-000000-500	38.80
						\$ 33,019.63
						\$ 89,055.17
Fund:	007					
Receipt:	1410					
78004	5	5/31/2023	RC	Richland Bank Int - Minutemen	007-1410-9100-000000-000	348.55
						\$ 348.55
Receipt:	1820					
77922	1	5/4/2023	RC	Martin Hall Donation	007-1820-9100-000000-000	2,669.70
						\$ 2,669.70
						\$ 3,018.25
Fund:	010					
Receipt:	1410					
78004	7	5/31/2023	RC	Classroom Facilities Fund	010-1410-0000-000000-000	1,135.90
						\$ 1,135.90
						\$ 1,135.90
Fund:	018					
Receipt:	1630					
77917	1	5/2/2023	RC	Eastern fees princ acct	018-1630-9300-000000-000	6.00
77952	3	5/16/2023	RC	Eastern School Fees Principal Acct	018-1630-9300-000000-000	2.00
77975	3	5/25/2023	RC	Eastern School Fees Principal Acct	018-1630-9300-000000-000	12.00
77976	1	5/25/2023	RC	Field trip - Infield	018-1630-9300-000000-000	610.00
77987	1	5/30/2023	RC	Field trip - Infield	018-1630-9300-000000-000	110.00
77987	3	5/30/2023	RC	Eastern School Fees - Princ Acct	018-1630-9300-000000-000	2.00
77923	1	5/3/2023	RC	Western fees princ acct	018-1630-9500-000000-000	18.00
77926	1	5/3/2023	RC	1st gr fieldtrip	018-1630-9500-000000-000	111.00
77927	1	5/5/2023	RC	1st gr fieldtrip	018-1630-9500-000000-000	57.00
77928	1	5/5/2023	RC	Western fees princ acct	018-1630-9500-000000-000	6.00
77939	1	5/9/2023	RC	1st gr fieldtrip	018-1630-9500-000000-000	60.00
77953	1	5/16/2023	RC	2nd gr fieldtrip	018-1630-9500-000000-000	922.00
77954	1	5/17/2023	RC	1st gr fieldtrip	018-1630-9500-000000-000	3.00
77957	1	5/17/2023	RC	Western fees princ acct	018-1630-9500-000000-000	12.00
77989	1	5/30/2023	RC	Western fees princ acct	018-1630-9500-000000-000	12.00
						\$ 1,943.00
Receipt:	1690					
77915	1	5/1/2023	RC	MD Coffee service	018-1690-9100-000000-000	132.00
77916	1	5/1/2023	RC	AP Exams	018-1690-9100-000000-000	641.00
77936	1	5/8/2023	RC	MD Coffee service	018-1690-9100-000000-000	129.12

Reporting Period: May 2023 (FY 2023)

6/2/23 9:24 AM

Start Date: 5/01/2023

End Date: 5/31/2023

LEXINGTON LOCAL SCHOOLS Receipts Ledger Report

Receipt #	Line #	Date	Type	Description	Full Account Code	Amount
77946	1	5/15/2023	RC	AP Exams	018-1690-9100-000000-000	\$ 93.00
77947	1	5/15/2023	RC	MD Coffee service	018-1690-9100-000000-000	136.87
77949	1	5/15/2023	RC	Ohio Pyle	018-1690-9100-000000-000	25.60
77965	1	5/22/2023	RC	MD Coffee service	018-1690-9100-000000-000	155.00
77997	1	5/30/2023	RC	MD Coffee service	018-1690-9100-000000-000	128.25
77986	1	5/30/2023	RC	6th gr bowling	018-1690-9300-000000-000	414.00
77987	4	5/30/2023	RC	Eastern Misc Fees	018-1690-9300-000000-000	130.00
77988	1	5/30/2023	RC	6th gr bowling	018-1690-9300-000000-000	547.00
77940	1	5/10/2023	RC	Eastern Bookfair	018-1690-9301-000000-300	2,400.00
77944	1	5/12/2023	RC	Book fair	018-1690-9301-000000-300	2,303.70
77952	4	5/16/2023	RC	Box Tops	018-1690-9301-000000-300	17.40
Receipt:	1820					\$ 7,252.94
77917	3	5/2/2023	RC	Eastern Donation	018-1820-9300-000000-000	50.00
77952	1	5/16/2023	RC	Kona Ice	018-1820-9300-000000-000	400.00
77975	1	5/25/2023	RC	Kona Ice	018-1820-9300-000000-000	400.00
Receipt:	1890					\$ 850.00
78005	1	5/23/2023	RC	Book fair	018-1890-9401-000000-000	2,384.63
77925	1	5/3/2023	RC	Lost Library books	018-1890-9501-000000-000	24.00
77955	1	5/17/2023	RC	BoxTops Revenue	018-1890-9501-000000-000	63.60
77991	1	5/30/2023	RC	Lost/Damaged Library books	018-1890-9501-000000-000	30.00
						\$ 2,502.23
Fund:	019					\$ 12,548.17
Receipt:	1890					
77942	5	5/12/2023	RC	PTO Recycling - Central	019-1890-9121-000000-000	10.25
77958	3	5/19/2023	RC	PTO Recycling-Central	019-1890-9121-000000-000	1.14
77942	4	5/12/2023	RC	PTO Recycling - Eastern	019-1890-9122-000000-000	10.25
77958	1	5/19/2023	RC	PTO Recycling-Eastern	019-1890-9122-000000-000	1.13
77942	6	5/12/2023	RC	PTO Recycling - Western	019-1890-9123-000000-000	10.26
77958	2	5/19/2023	RC	PTO Recycling-Western	019-1890-9123-000000-000	1.13
						\$ 34.16
Fund:	024					\$ 34.16
Receipt:	1410					
78004	2	5/31/2023	RC	Richland Bank Int. 024	024-1410-0000-000000-000	1,219.13
						\$ 1,219.13
Receipt:	1872					
77960	1	5/19/2023	RC	Board's Premiums May	024-1872-0000-000000-000	398,333.44

Reporting Period: May 2023 (FY 2023)

Start Date: 5/01/2023

End Date: 5/31/2023

6/2/23 9:24 AM

LEXINGTON LOCAL SCHOOLS Receipts Ledger Report

Receipt #	Line #	Date	Type	Description	Full Account Code	Amount
77961	1	5/19/2023	RC	Employees' Premiums May	024-1872-0000-000000-000	\$ 73,010.52
						\$ 471,343.96
						\$ 472,563.09
Fund:	034					
Receipt:	1111					
77962	5	5/19/2023	RC	MH TAX - Richland	034-1111-0000-000000-000	46.63
						\$ 46.63
Receipt:	1122					
77962	10	5/19/2023	RC	Pers Prop Utility - Richland	034-1122-0000-000000-000	0.84
						\$ 0.84
						\$ 47.47
Fund:	200					
Receipt:	1620					
77937	1	5/8/2023	RC	Drama club apparel sales	200-1620-9102-000000-000	870.00
77932	1	5/8/2023	RC	Prom ticket sales	200-1620-9114-000000-000	200.00
77933	1	5/8/2023	RC	Prom ticket sales	200-1620-9114-000000-000	330.00
77934	1	5/8/2023	RC	Student Council - Lyle Bracelet Sales	200-1620-9114-000000-000	80.00
77996	1	5/30/2023	RC	NHS T-Shirts	200-1620-9121-000000-000	170.00
						\$ 1,650.00
Receipt:	1690					
77935	1	5/8/2023	RC	Pizza donations for prom decor	200-1690-9114-000000-000	97.00
77945	1	5/15/2023	RC	Yearbook ad sales	200-1690-9119-000000-000	115.00
77922	4	5/4/2023	RC	Richland Co. Solid Waste Grant - JH Art Rethink Waste Display	200-1690-9201-000000-000	500.00
77922	3	5/4/2023	RC	Richland Co. Solid Waste Grant - Minutemen In Action	200-1690-9612-000000-000	500.00
77942	8	5/12/2023	RC	Minutemen in Action Recycling	200-1690-9612-000000-000	4.50
						\$ 1,216.50
Receipt:	1820					
77998	1	5/30/2023	RC	NHS Pie-In-Face Contest	200-1820-9121-000000-000	302.02
77999	1	5/30/2023	RC	NHS Delp Donations	200-1820-9121-000000-000	308.00
						\$ 610.02
						\$ 3,476.52
Fund:	300					
Receipt:	1610					
77919	1	5/4/2023	RC	JH OCC Track Adm	300-1610-9600-000000-719	1,610.00
77920	1	5/5/2023	RC	JH OCC Track Adm Online Sales	300-1610-9600-000000-719	56.00
						\$ 1,666.00
Receipt:	1690					
77993	1	5/26/2023	RC	Sale of Helmets - Crestview	300-1690-9600-000000-000	800.00

Reporting Period: May 2023 (FY 2023)

6/2/23 9:24 AM

Start Date: 5/01/2023

End Date: 5/31/2023

LEXINGTON LOCAL SCHOOLS
Receipts Ledger Report

Receipt #	Line #	Date	Type	Description	Full Account Code	Amount	
77942	1	5/12/2023	RC	Ohio Health Contract Agreement (Payment 2 of 2)	300-1690-9601-000000-000	\$ 12,500.00	
						\$ 13,300.00	
Receipt:	1890						
77918	1	5/4/2023	RC	Lex Track Invite Entry Fee	300-1890-9600-000000-712	250.00	
77941	1	5/11/2023	RC	Boys Tennis Entry Fees	300-1890-9600-000000-711	200.00	
77941	2	5/11/2023	RC	Swimming Entry Fees	300-1890-9600-000000-709	200.00	
77941	3	5/11/2023	RC	Track Entry Fees	300-1890-9600-000000-712	500.00	
						\$ 1,150.00	
Fund:	599						\$ 16,116.00
Receipt:	4220						
78000	1	5/31/2023	RC	OFCC School Safety Revenue FY23 Round 5	599-4220-9923-000000-000	129,750.00	
						\$ 129,750.00	
						\$ 129,750.00	
Grand Total						\$ 1,543,411.73	

Reporting Period: May 2023 (FY 2023)

6/2/23 9:26 AM

As Of Period: 05/31/2023

LEXINGTON LOCAL SCHOOLS
Revenue Account Summary

Fund-SCC	Description	FYTDReceivable	FYTD Received	MTD Received	YTD Received
SCC:	0000				
001-0000	GENERAL FUND	\$ 23,986,204.23	\$ 22,707,242.70	\$ 813,894.38	\$ 11,534,480.21
		\$ 23,986,204.23	\$ 22,707,242.70	\$ 813,894.38	\$ 11,534,480.21
SCC:	9412				
001-9412	GENERAL BUDGET RESERVE SET-ASIDE-1%/BWC	0.00	0.00	0.00	0.00
		\$ 0.00	\$ 0.00	\$ 0.00	\$ 0.00
SCC:	0000				
002-0000	BOND RETIREMENT FUND	3,434,171.28	3,437,737.00	895.85	1,979,863.71
003-0000	PERMANENT IMPROVEMENT FUND	764,319.86	715,750.39	158.75	392,202.55
004-0000	LFI BUILDING FUND	10,409.13	32,853.23	718.02	8,604.28
006-0000	FOOD SERVICE FUND	1,185,721.35	896,414.24	88,822.27	557,735.85
		\$ 5,394,621.62	\$ 5,082,754.86	\$ 90,594.89	\$ 2,938,406.39
SCC:	9100				
007-9100	LEXINGTON MINUTEMEN ACADEMIC SCHOLARSHIP FUND	16,178.28	17,125.12	3,018.25	9,095.99
		\$ 16,178.28	\$ 17,125.12	\$ 3,018.25	\$ 9,095.99
SCC:	9800				
007-9800	TERRY McCAMMON SCHOLARSHIP FUND	0.00	0.00	0.00	0.00
		\$ 0.00	\$ 0.00	\$ 0.00	\$ 0.00
SCC:	9801				
007-9801	MINUTEMAN ALUMNI SCHOLARSHIP FUND	0.00	0.00	0.00	0.00
		\$ 0.00	\$ 0.00	\$ 0.00	\$ 0.00
SCC:	9999				
007-9999	LEXINGTON SCHOOLS TRUST FUND	0.00	0.00	0.00	0.00
		\$ 0.00	\$ 0.00	\$ 0.00	\$ 0.00
SCC:	0000				
010-0000	CLASSROOM FACILITIES CONSTRUCTION FUND	31,933.97	59,076.99	1,135.90	24,036.64
		\$ 31,933.97	\$ 59,076.99	\$ 1,135.90	\$ 24,036.64
SCC:	9100				
018-9100	HIGH SCHOOL PRINCIPAL'S FUND	6,186.93	6,319.67	1,440.84	3,726.65
		\$ 6,186.93	\$ 6,319.67	\$ 1,440.84	\$ 3,726.65
SCC:	9101				
018-9101	HIGH SCHOOL FLOWER FUND	393.00	0.00	0.00	0.00
		\$ 393.00	\$ 0.00	\$ 0.00	\$ 0.00
SCC:	9200				
018-9200	JUNIOR HIGH PRINCIPAL'S FUND	1,651.19	(204.42)	0.00	0.00
		\$ 1,651.19	\$ (204.42)	\$ 0.00	\$ 0.00
SCC:	9300				

Reporting Period: May 2023 (FY 2023)
 As Of Period: 05/31/2023

6/2/23 9:26 AM

LEXINGTON LOCAL SCHOOLS
Revenue Account Summary

Fund-SCC	Description	FYTDReceivable	FYTD Received	MTD Received	YTD Received
018-9300	EASTERN PRINCIPAL'S FUND	\$ 6,148.68	\$ 7,695.87	\$ 2,683.00	\$ 2,888.95
		\$ 6,148.68	\$ 7,695.87	\$ 2,683.00	\$ 2,888.95
SCC:	9301				
018-9301	EASTERN ELEMENTARY BOOKFAIR/BOXTOPS FUND	5,070.13	4,721.10	4,721.10	4,721.10
		\$ 5,070.13	\$ 4,721.10	\$ 4,721.10	\$ 4,721.10
SCC:	9302				
018-9302	EASTERN ELEMENTARY MATH	0.00	0.00	0.00	0.00
		\$ 0.00	\$ 0.00	\$ 0.00	\$ 0.00
SCC:	9303				
018-9303	EASTERN RUN CLUB	1,075.00	1,060.00	0.00	0.00
		\$ 1,075.00	\$ 1,060.00	\$ 0.00	\$ 0.00
SCC:	9400				
018-9400	CENTRAL PRINCIPAL'S FUND	3,050.29	2,408.95	0.00	607.33
		\$ 3,050.29	\$ 2,408.95	\$ 0.00	\$ 607.33
SCC:	9401				
018-9401	CENTRAL ELEMENTARY BOOKFAIR FUND	4,030.04	5,604.10	2,384.63	2,491.63
		\$ 4,030.04	\$ 5,604.10	\$ 2,384.63	\$ 2,491.63
SCC:	9402				
018-9402	CENTRAL ELEMENTARY ART	0.00	0.00	0.00	0.00
		\$ 0.00	\$ 0.00	\$ 0.00	\$ 0.00
SCC:	9500				
018-9500	WESTERN PRINCIPAL'S FUND	3,507.65	4,571.70	1,201.00	1,654.91
		\$ 3,507.65	\$ 4,571.70	\$ 1,201.00	\$ 1,654.91
SCC:	9501				
018-9501	WESTERN ELEMENTARY BOOKFAIR/BOXTOPS FUND	4,438.42	4,296.06	117.60	4,271.06
		\$ 4,438.42	\$ 4,296.06	\$ 117.60	\$ 4,271.06
SCC:	9502				
018-9502	HIGH SCHOOL ACADEMIC BOOSTERS FUND	0.00	0.00	0.00	0.00
		\$ 0.00	\$ 0.00	\$ 0.00	\$ 0.00
SCC:	9503				
018-9503	WESTERN ELEMENTARY ART	0.00	0.00	0.00	0.00
		\$ 0.00	\$ 0.00	\$ 0.00	\$ 0.00
SCC:	9602				
018-9602	JUNIOR HIGH ACADEMIC BOOSTERS FUND	0.00	0.00	0.00	0.00
		\$ 0.00	\$ 0.00	\$ 0.00	\$ 0.00
SCC:	9901				
018-9901	JUNIOR HIGH TEACHER ADVISORY FUND	0.00	0.00	0.00	0.00
		\$ 0.00	\$ 0.00	\$ 0.00	\$ 0.00

Reporting Period: May 2023 (FY 2023)
 As Of Period: 05/31/2023

6/2/23 9:26 AM

LEXINGTON LOCAL SCHOOLS
Revenue Account Summary

Fund-SCC	Description	FYTDReceivable	FYTD Received	MTD Received	YTD Received
SCC:	9001	\$ 0.00	\$ 0.00	\$ 0.00	\$ 0.00
019-9001	ACADEMIC BOOSTERS GRANTS	\$ 0.00	\$ 0.00	\$ 0.00	\$ 0.00
		\$ 0.00	\$ 0.00	\$ 0.00	\$ 0.00
SCC:	9121				
019-9121	CENTRAL ELEMENTARY PTO GRANTS	551.92	1,086.46	11.39	46.33
		\$ 551.92	\$ 1,086.46	\$ 11.39	\$ 46.33
SCC:	9122				
019-9122	EASTERN ELEMENTARY PTO GRANTS	551.93	1,086.45	11.38	46.33
		\$ 551.93	\$ 1,086.45	\$ 11.38	\$ 46.33
SCC:	9123				
019-9123	WESTERN ELEMENTARY PTO GRANTS	651.92	1,086.44	11.39	46.35
		\$ 651.92	\$ 1,086.44	\$ 11.39	\$ 46.35
SCC:	9200				
019-9200	RICHLAND COUNTY FOUNDATION GRANT PLAYGROUND	0.00	0.00	0.00	0.00
		\$ 0.00	\$ 0.00	\$ 0.00	\$ 0.00
SCC:	9201				
019-9201	RICHLAND COUNTY FOUNDATION GRANT CENTRAL PRID	0.00	0.00	0.00	0.00
		\$ 0.00	\$ 0.00	\$ 0.00	\$ 0.00
SCC:	9202				
019-9202	RICHLAND COUNTY FOUNDATION GRANT-HENSEL FY15	0.00	0.00	0.00	0.00
		\$ 0.00	\$ 0.00	\$ 0.00	\$ 0.00
SCC:	9204				
019-9204	RICHLAND COUNTY FOUNDATION GRANT-PELPHREY 15	0.00	0.00	0.00	0.00
		\$ 0.00	\$ 0.00	\$ 0.00	\$ 0.00
SCC:	9205				
019-9205	RICHLAND CO FOUNDATION GRANT-STAINED GLASS 16	0.00	0.00	0.00	0.00
		\$ 0.00	\$ 0.00	\$ 0.00	\$ 0.00
SCC:	9206				
019-9206	RICHLAND CO FOUNDATION GRANT-SEASONAL SCIE 16	0.00	0.00	0.00	0.00
		\$ 0.00	\$ 0.00	\$ 0.00	\$ 0.00
SCC:	9207				
019-9207	RICHLAND CO FOUNDATION-SCORE COMMON CORE 16	0.00	0.00	0.00	0.00
		\$ 0.00	\$ 0.00	\$ 0.00	\$ 0.00

Reporting Period: May 2023 (FY 2023)

6/2/23 9:26 AM

As Of Period: 05/31/2023

LEXINGTON LOCAL SCHOOLS
Revenue Account Summary

Fund-SCC	Description	FYTDReceivable	FYTD Received	MTD Received	YTD Received
SCC:	9208				
019-9208	RICHLAND CO FOUND-BUILD A COMM OF READERS	\$ 0.00	\$ 0.00	\$ 0.00	\$ 0.00
		\$ 0.00	\$ 0.00	\$ 0.00	\$ 0.00
SCC:	9209				
019-9209	RICH CO FOUND-LEARN TO READ FOR A LIFETIME	0.00	0.00	0.00	0.00
		\$ 0.00	\$ 0.00	\$ 0.00	\$ 0.00
SCC:	9210				
019-9210	RICH CO FOUND-MULTI-SENS APPROACH TO LEARNING	0.00	0.00	0.00	0.00
		\$ 0.00	\$ 0.00	\$ 0.00	\$ 0.00
SCC:	9211				
019-9211	RICH CO FOUND-BEE AWARENESS	0.00	0.00	0.00	0.00
		\$ 0.00	\$ 0.00	\$ 0.00	\$ 0.00
SCC:	9212				
019-9212	RICH CO FOUND-DONT LET THE PIGEON STOP TALK	0.00	0.00	0.00	0.00
		\$ 0.00	\$ 0.00	\$ 0.00	\$ 0.00
SCC:	9213				
019-9213	RICH CO FOUND-BRAIN GAMES 5.0	0.00	0.00	0.00	0.00
		\$ 0.00	\$ 0.00	\$ 0.00	\$ 0.00
SCC:	9214				
019-9214	RICH CO FOUND-TALKING SENSE TO OUR NUMBERS	0.00	0.00	0.00	0.00
		\$ 0.00	\$ 0.00	\$ 0.00	\$ 0.00
SCC:	9215				
019-9215	RICH CO FOUND-SEE THE CIVILIZATION	0.00	0.00	0.00	0.00
		\$ 0.00	\$ 0.00	\$ 0.00	\$ 0.00
SCC:	9216				
019-9216	RICH CO FOUND-SCIENCE OLYMPIAD	0.00	0.00	0.00	0.00
		\$ 0.00	\$ 0.00	\$ 0.00	\$ 0.00
SCC:	9217				
019-9217	RICH CO FOUND-KICK BACK WITH CLASSICS	0.00	0.00	0.00	0.00
		\$ 0.00	\$ 0.00	\$ 0.00	\$ 0.00
SCC:	9218				
019-9218	RICH CO FOUND-WRITE STUFF STEAM KIT	0.00	0.00	0.00	0.00
		\$ 0.00	\$ 0.00	\$ 0.00	\$ 0.00
SCC:	9219				
019-9219	RICH CO FOUND-CLASSROOM	0.00	0.00	0.00	0.00

Reporting Period: May 2023 (FY 2023)

6/2/23 9:26 AM

As Of Period: 05/31/2023

LEXINGTON LOCAL SCHOOLS
Revenue Account Summary

Fund-SCC	Description	FYTDReceivable	FYTD Received	MTD Received	YTD Received
	LIBRARY				
SCC:	9220	\$ 0.00	\$ 0.00	\$ 0.00	\$ 0.00
019-9220	RICH CO FOUND-LEGOS AND BUILDING BLOCKS	\$ 0.00	\$ 0.00	\$ 0.00	\$ 0.00
SCC:	9221	\$ 0.00	\$ 0.00	\$ 0.00	\$ 0.00
019-9221	RICH CO FOUND-SCIENCE DISCOVERY BINS	0.00	0.00	0.00	0.00
SCC:	9222	\$ 0.00	\$ 0.00	\$ 0.00	\$ 0.00
019-9222	RICH CO FOUND-ONE BIG HAPPY FAMILY	0.00	0.00	0.00	0.00
SCC:	9223	\$ 0.00	\$ 0.00	\$ 0.00	\$ 0.00
019-9223	RICH CO FOUND-MAKER MAVEN STEM	0.00	0.00	0.00	0.00
SCC:	9224	\$ 0.00	\$ 0.00	\$ 0.00	\$ 0.00
019-9224	RICH CO FOUND-STEM SNAP CIRCUITS	0.00	0.00	0.00	0.00
SCC:	9225	\$ 0.00	\$ 0.00	\$ 0.00	\$ 0.00
019-9225	RICH CO FOUND GRANT-STEM MATERIALS SNAP CIRCUITS	0.00	0.00	0.00	0.00
SCC:	9226	\$ 0.00	\$ 0.00	\$ 0.00	\$ 0.00
019-9226	RICH CO FOUND GRANT-SCIENCE ENRICH FIELD TRIP	0.00	0.00	0.00	0.00
SCC:	9227	\$ 0.00	\$ 0.00	\$ 0.00	\$ 0.00
019-9227	RICH CO FOUND GRANT-CAREER BOOKS AND ACTIVITIES	532.00	532.00	0.00	0.00
SCC:	9228	\$ 532.00	\$ 532.00	\$ 0.00	\$ 0.00
019-9228	RICH CO FOUND GRANT-SOCIAL STUDIES MAKERSPACE	1,490.34	1,490.34	0.00	0.00
SCC:	9301	\$ 1,490.34	\$ 1,490.34	\$ 0.00	\$ 0.00
019-9301	RICH CO FOUND/SECO ROBOTICS GRANT (HEIMANN)	0.00	0.00	0.00	0.00
SCC:	9302	\$ 0.00	\$ 0.00	\$ 0.00	\$ 0.00
019-9302	RICH CO RETIRED TEACHERS	0.00	0.00	0.00	0.00

Reporting Period: May 2023 (FY 2023)

As Of Period: 05/31/2023

6/2/23 9:26 AM

LEXINGTON LOCAL SCHOOLS
Revenue Account Summary

Fund-SCC	Description	FYTDReceivable	FYTD Received	MTD Received	YTD Received
	ASSOC				
SCC:	9303	\$ 0.00	\$ 0.00	\$ 0.00	\$ 0.00
019-9303	OHIO POWER GRANT (BERRY)	\$ 0.00	\$ 0.00	\$ 0.00	\$ 0.00
		\$ 0.00	\$ 0.00	\$ 0.00	\$ 0.00
SCC:	9304				
019-9304	RICHLAND CO RETIRED TEACHERS - HS ENGLISH	200.00	0.00	0.00	0.00
		\$ 200.00	\$ 0.00	\$ 0.00	\$ 0.00
SCC:	9305				
019-9305	OTHER GRANT	500.00	500.00	0.00	500.00
		\$ 500.00	\$ 500.00	\$ 0.00	\$ 500.00
SCC:	9500				
019-9500	DOLLAR GENERAL LIT FOUND - YOUTH LIT FY16	0.00	0.00	0.00	0.00
		\$ 0.00	\$ 0.00	\$ 0.00	\$ 0.00
SCC:	9502				
019-9502	RICHLAND CO HMG SENSORY GRANT	0.00	0.00	0.00	0.00
		\$ 0.00	\$ 0.00	\$ 0.00	\$ 0.00
SCC:	9616				
019-9616	WALMART TEACHER OF THE YEAR- DANIELLE SAVAGE	0.00	0.00	0.00	0.00
		\$ 0.00	\$ 0.00	\$ 0.00	\$ 0.00
SCC:	9601				
022-9601	OHSAA TOURNAMENT AGENCY FUND	18,860.00	(10,387.25)	0.00	(1,206.40)
		\$ 18,860.00	\$ (10,387.25)	\$ 0.00	\$ (1,206.40)
SCC:	0000				
024-0000	EMPLOYEE BENEFITS FUND FOR MEDICAL/DENTAL	5,401,960.89	5,017,298.02	472,563.09	2,381,944.05
034-0000	OFCC PROJECT MAINTENANCE FUND	186,410.78	186,903.40	47.47	107,476.94
		\$ 5,588,371.67	\$ 5,204,201.42	\$ 472,610.56	\$ 2,489,420.99
SCC:	9101				
200-9101	HIGH SCHOOL ART CLUB	0.00	0.00	0.00	0.00
		\$ 0.00	\$ 0.00	\$ 0.00	\$ 0.00
SCC:	9102				
200-9102	HIGH SCHOOL DRAMA CLUB	11,121.66	11,628.93	870.00	11,628.93
		\$ 11,121.66	\$ 11,628.93	\$ 870.00	\$ 11,628.93
SCC:	9103				
200-9103	HIGH SCHOOL MATH CLUB	0.00	0.00	0.00	0.00
		\$ 0.00	\$ 0.00	\$ 0.00	\$ 0.00

Reporting Period: May 2023 (FY 2023)

6/2/23 9:26 AM

As Of Period: 05/31/2023

LEXINGTON LOCAL SCHOOLS
Revenue Account Summary

Fund-SCC	Description	FYTDReceivable	FYTD Received	MTD Received	YTD Received
SCC:	9104				
200-9104	HIGH SCHOOL LEADERSHIP COUNCIL	\$ 1,607.00	\$ 0.00	\$ 0.00	\$ 0.00
		\$ 1,607.00	\$ 0.00	\$ 0.00	\$ 0.00
SCC:	9105				
200-9105	HIGH SCHOOL FRENCH CLUB	0.00	105.00	0.00	0.00
		\$ 0.00	\$ 105.00	\$ 0.00	\$ 0.00
SCC:	9107				
200-9107	HIGH SCHOOL SPANISH CLUB	120.00	0.00	0.00	0.00
		\$ 120.00	\$ 0.00	\$ 0.00	\$ 0.00
SCC:	9108				
200-9108	HIGH SCHOOL LEO CLUB	148.25	417.45	0.00	0.00
		\$ 148.25	\$ 417.45	\$ 0.00	\$ 0.00
SCC:	9114				
200-9114	HIGH SCHOOL STUDENT COUNCIL FUND	2,108.21	7,186.00	707.00	4,025.00
		\$ 2,108.21	\$ 7,186.00	\$ 707.00	\$ 4,025.00
SCC:	9115				
200-9115	HIGH SCHOOL KEY CLUB	1,089.30	891.00	0.00	81.00
		\$ 1,089.30	\$ 891.00	\$ 0.00	\$ 81.00
SCC:	9116				
200-9116	HIGH SCHOOL CHESS CLUB	0.00	0.00	0.00	0.00
		\$ 0.00	\$ 0.00	\$ 0.00	\$ 0.00
SCC:	9119				
200-9119	HIGH SCHOOL YEARBOOK FUND	11,827.50	8,468.00	115.00	2,040.00
		\$ 11,827.50	\$ 8,468.00	\$ 115.00	\$ 2,040.00
SCC:	9120				
200-9120	HIGH SCHOOL JOURNALISM FUND	0.00	0.00	0.00	0.00
		\$ 0.00	\$ 0.00	\$ 0.00	\$ 0.00
SCC:	9121				
200-9121	HIGH SCHOOL NATIONAL HONOR SOCIETY	5,933.81	6,380.02	780.02	780.02
		\$ 5,933.81	\$ 6,380.02	\$ 780.02	\$ 780.02
SCC:	9160				
200-9160	HIGH SCHOOL GERMAN CLUB	0.00	0.00	0.00	0.00
		\$ 0.00	\$ 0.00	\$ 0.00	\$ 0.00
SCC:	9201				
200-9201	JUNIOR HIGH ART CLUB	128.25	777.18	500.00	777.18
		\$ 128.25	\$ 777.18	\$ 500.00	\$ 777.18
SCC:	9204				
200-9204	JUNIOR HIGH STUDENT COUNCIL FUND	1,080.70	1,266.00	0.00	288.00

Reporting Period: May 2023 (FY 2023)

6/2/23 9:26 AM

As Of Period: 05/31/2023

LEXINGTON LOCAL SCHOOLS
Revenue Account Summary

Fund-SCC	Description	FYTDReceivable	FYTD Received	MTD Received	YTD Received
		\$ 1,080.70	\$ 1,266.00	\$ 0.00	\$ 288.00
SCC:	9205				
200-9205	JUNIOR HIGH LIBRARY CLUB	\$ 0.00	\$ 0.00	\$ 0.00	\$ 0.00
		\$ 0.00	\$ 0.00	\$ 0.00	\$ 0.00
SCC:	9301				
200-9301	EASTERN ELEMENTARY STUDENT ACTIVITY FUND	946.71	3,476.77	0.00	531.90
		\$ 946.71	\$ 3,476.77	\$ 0.00	\$ 531.90
SCC:	9302				
200-9302	EASTERN ELEMENTARY ROBOTICS FUND	0.00	0.00	0.00	0.00
		\$ 0.00	\$ 0.00	\$ 0.00	\$ 0.00
SCC:	9401				
200-9401	CENTRAL ELEMENTARY STUDENT ACTIVITY FUND	0.00	0.00	0.00	0.00
		\$ 0.00	\$ 0.00	\$ 0.00	\$ 0.00
SCC:	9611				
200-9611	HIGH SCHOOL INFORMED TEENS FUND	0.00	0.00	0.00	0.00
		\$ 0.00	\$ 0.00	\$ 0.00	\$ 0.00
SCC:	9612				
200-9612	JUNIOR HIGH INFORMED TEENS FUND	575.06	1,143.72	504.50	1,138.14
		\$ 575.06	\$ 1,143.72	\$ 504.50	\$ 1,138.14
SCC:	9106				
300-9106	HIGH SCHOOL INTRAMURALS	0.00	0.00	0.00	0.00
		\$ 0.00	\$ 0.00	\$ 0.00	\$ 0.00
SCC:	9115				
300-9115	JAZZ BAND	0.00	0.00	0.00	0.00
		\$ 0.00	\$ 0.00	\$ 0.00	\$ 0.00
SCC:	9116				
300-9116	CHOIR	0.00	0.00	0.00	0.00
		\$ 0.00	\$ 0.00	\$ 0.00	\$ 0.00
SCC:	9206				
300-9206	JUNIOR HIGH PHYS ED DEPARTMENT FUND	470.00	246.00	0.00	0.00
		\$ 470.00	\$ 246.00	\$ 0.00	\$ 0.00
SCC:	9210				
300-9210	JR HIGH INSTRUMENTAL	0.00	0.00	0.00	0.00
		\$ 0.00	\$ 0.00	\$ 0.00	\$ 0.00
SCC:	9600				
300-9600	ATHLETIC FUND	239,500.00	237,276.02	1,583.97	45,935.58
		\$ 239,500.00	\$ 237,276.02	\$ 1,583.97	\$ 45,935.58

Reporting Period: May 2023 (FY 2023)
 As Of Period: 05/31/2023

6/2/23 9:26 AM

LEXINGTON LOCAL SCHOOLS
Revenue Account Summary

Fund-SCC	Description	FYTDReceivable	FYTD Received	MTD Received	YTD Received
SCC:	9601				
300-9601	ATHLETIC CAPITAL FUND	\$ 41,000.00	\$ 37,000.00	\$ 12,500.00	\$ 25,000.00
		\$ 41,000.00	\$ 37,000.00	\$ 12,500.00	\$ 25,000.00
SCC:	9602				
300-9602	ORCHESTRA	0.00	0.00	0.00	0.00
		\$ 0.00	\$ 0.00	\$ 0.00	\$ 0.00
SCC:	9603				
300-9603	ELEMENTARY MUSIC	0.00	0.00	0.00	0.00
		\$ 0.00	\$ 0.00	\$ 0.00	\$ 0.00
SCC:	9605				
300-9605	BAND	0.00	0.00	0.00	0.00
		\$ 0.00	\$ 0.00	\$ 0.00	\$ 0.00
SCC:	9020				
451-9020	Network Connectivity FY 2020	0.00	0.00	0.00	0.00
		\$ 0.00	\$ 0.00	\$ 0.00	\$ 0.00
SCC:	9021				
451-9021	Network Connectivity FY 2021	0.00	0.00	0.00	0.00
		\$ 0.00	\$ 0.00	\$ 0.00	\$ 0.00
SCC:	9022				
451-9022	Network Connectivity FY2022	0.00	0.00	0.00	0.00
		\$ 0.00	\$ 0.00	\$ 0.00	\$ 0.00
SCC:	9023				
451-9023	DATA COMMUNICATION FUND	9,000.00	9,000.00	0.00	4,500.00
		\$ 9,000.00	\$ 9,000.00	\$ 0.00	\$ 4,500.00
SCC:	9922				
451-9922	Emergency Connectivity FY2022	0.00	0.00	0.00	0.00
		\$ 0.00	\$ 0.00	\$ 0.00	\$ 0.00
SCC:	0000				
467-0000	STUDENT WELLNESS AND SUCCESS FUND	0.00	0.00	0.00	0.00
		\$ 0.00	\$ 0.00	\$ 0.00	\$ 0.00
SCC:	9020				
499-9020	SCHOOL SAFETY GRANT FY20	0.00	0.00	0.00	0.00
		\$ 0.00	\$ 0.00	\$ 0.00	\$ 0.00
SCC:	9021				
499-9021	SCHOOL SAFETY GRANT FY21	0.00	0.00	0.00	0.00
		\$ 0.00	\$ 0.00	\$ 0.00	\$ 0.00
SCC:	9022				
499-9022	SCHOOL SAFETY GRANT FY22	12,461.88	0.00	0.00	0.00
		\$ 12,461.88	\$ 0.00	\$ 0.00	\$ 0.00
SCC:	9023				

Reporting Period: May 2023 (FY 2023)

As Of Period: 05/31/2023

6/2/23 9:26 AM

LEXINGTON LOCAL SCHOOLS
Revenue Account Summary

Fund-SCC	Description	FYTDReceivable	FYTD Received	MTD Received	YTD Received
499-9023	MISCELLANEOUS STATE GRANT FUND	\$ 0.00	\$ 12,497.09	\$ 0.00	\$ 12,497.09
SCC:	9101	\$ 0.00	\$ 12,497.09	\$ 0.00	\$ 12,497.09
499-9101	STATE GRANT 2001 READING IMPROV.INCENT-CENTRA	0.00	0.00	0.00	0.00
SCC:	9121	\$ 0.00	\$ 0.00	\$ 0.00	\$ 0.00
499-9121	SCHOOL BUS PURCHASE PROGRAM	0.00	135,000.00	0.00	135,000.00
SCC:	9122	\$ 0.00	\$ 135,000.00	\$ 0.00	\$ 135,000.00
499-9122	SCHOOL BUS PURCHASE PROGRAM	135,000.00	0.00	0.00	0.00
SCC:	9123	\$ 135,000.00	\$ 0.00	\$ 0.00	\$ 0.00
499-9123	MISCELLANEOUS STATE GRANT FUND	0.00	0.00	0.00	0.00
SCC:	9922	\$ 0.00	\$ 0.00	\$ 0.00	\$ 0.00
499-9922	MISCELLANEOUS STATE GRANT FUND	0.00	0.00	0.00	0.00
SCC:	9913	\$ 0.00	\$ 0.00	\$ 0.00	\$ 0.00
506-9913	OHIO RESIDENT EDUCATOR PROGRAM	0.00	0.00	0.00	0.00
SCC:	9914	\$ 0.00	\$ 0.00	\$ 0.00	\$ 0.00
506-9914	OHIO RESIDENT EDUCATOR PROGRAM	0.00	0.00	0.00	0.00
SCC:	0000	\$ 0.00	\$ 0.00	\$ 0.00	\$ 0.00
507-0000	ELEMENTARY AND SECONDARY SCHOOL EMERGENCY RELIEF FUND	0.00	0.00	0.00	0.00
SCC:	9021	\$ 0.00	\$ 0.00	\$ 0.00	\$ 0.00
507-9021	ESSER FUNDING FY21	0.00	0.00	0.00	0.00
SCC:	9022	\$ 0.00	\$ 0.00	\$ 0.00	\$ 0.00
507-9022	ESSER ARP FUNDING	887,216.90	880,180.81	0.00	242,410.30
SCC:	9023	\$ 887,216.90	\$ 880,180.81	\$ 0.00	\$ 242,410.30
507-9023	ELEMENTARY AND SECONDARY SCHOOL EMERGENCY RELIEF FUND	0.00	0.00	0.00	0.00

Reporting Period: May 2023 (FY 2023)
 As Of Period: 05/31/2023

6/2/23 9:26 AM

LEXINGTON LOCAL SCHOOLS
Revenue Account Summary

Fund-SCC	Description	FYTDReceivable	FYTD Received	MTD Received	YTD Received
		\$ 0.00	\$ 0.00	\$ 0.00	\$ 0.00
SCC:	9921				
507-9921	ESSER II FUNDING	\$ 11,376.00	\$ 25,447.15	\$ 0.00	\$ 13,921.15
		\$ 11,376.00	\$ 25,447.15	\$ 0.00	\$ 13,921.15
SCC:	9021				
510-9021	CRF FUNDING FY21	0.00	0.00	0.00	0.00
		\$ 0.00	\$ 0.00	\$ 0.00	\$ 0.00
SCC:	9020				
516-9020	IDEA-B SPECIAL EDUCATION FY20	0.00	0.00	0.00	0.00
		\$ 0.00	\$ 0.00	\$ 0.00	\$ 0.00
SCC:	9021				
516-9021	IDEA-B SPECIAL EDUCATION FY21	0.00	0.00	0.00	0.00
		\$ 0.00	\$ 0.00	\$ 0.00	\$ 0.00
SCC:	9022				
516-9022	IDEA-B SPECIAL EDUCATION FY22	117,767.30	117,767.30	0.00	0.00
		\$ 117,767.30	\$ 117,767.30	\$ 0.00	\$ 0.00
SCC:	9023				
516-9023	IDEA PART B GRANTS	542,957.65	526,768.57	0.00	291,914.25
		\$ 542,957.65	\$ 526,768.57	\$ 0.00	\$ 291,914.25
SCC:	9024				
516-9024	IDEA PART B GRANTS	0.00	0.00	0.00	0.00
		\$ 0.00	\$ 0.00	\$ 0.00	\$ 0.00
SCC:	9922				
516-9922	IDEA PART B GRANTS	10,033.00	5,510.87	0.00	0.00
		\$ 10,033.00	\$ 5,510.87	\$ 0.00	\$ 0.00
SCC:	9020				
572-9020	TITLE I FY20	0.00	0.00	0.00	0.00
		\$ 0.00	\$ 0.00	\$ 0.00	\$ 0.00
SCC:	9021				
572-9021	TITLE I FY21	0.00	0.00	0.00	0.00
		\$ 0.00	\$ 0.00	\$ 0.00	\$ 0.00
SCC:	9022				
572-9022	TITLE I FY22	48,855.54	43,774.96	0.00	0.00
		\$ 48,855.54	\$ 43,774.96	\$ 0.00	\$ 0.00
SCC:	9023				
572-9023	TITLE I DISADVANTAGED CHILDREN	265,377.63	242,061.99	0.00	116,554.67
		\$ 265,377.63	\$ 242,061.99	\$ 0.00	\$ 116,554.67
SCC:	9024				
572-9024	TITLE I DISADVANTAGED CHILDREN	0.00	0.00	0.00	0.00

Reporting Period: May 2023 (FY 2023)
 As Of Period: 05/31/2023

6/2/23 9:26 AM

LEXINGTON LOCAL SCHOOLS
Revenue Account Summary

Fund-SCC	Description	FYTDReceivable	FYTD Received	MTD Received	YTD Received
SCC:	9921	\$ 0.00	\$ 0.00	\$ 0.00	\$ 0.00
572-9921	EOEC	\$ 0.00	\$ 0.00	\$ 0.00	\$ 0.00
		\$ 0.00	\$ 0.00	\$ 0.00	\$ 0.00
SCC:	9922				
572-9922	TITLE I DISADVANTAGED CHILDREN	0.00	7,000.00	0.00	0.00
		\$ 0.00	\$ 7,000.00	\$ 0.00	\$ 0.00
SCC:	9923				
572-9923	TITLE I DISADVANTAGED CHILDREN	0.00	1,783.65	0.00	1,783.65
		\$ 0.00	\$ 1,783.65	\$ 0.00	\$ 1,783.65
SCC:	9022				
584-9022	TITLE IV FY22	0.00	0.00	0.00	0.00
		\$ 0.00	\$ 0.00	\$ 0.00	\$ 0.00
SCC:	9023				
584-9023	TITLE IV, PART A, STUDENT SUPPORT AND ACADEMIC ENRICHMENT PROGRAMS	29,875.00	26,275.00	0.00	5,720.52
		\$ 29,875.00	\$ 26,275.00	\$ 0.00	\$ 5,720.52
SCC:	9020				
587-9020	EARLY CHILDHOOD SPECIAL EDUCATION IDEA FY20	0.00	0.00	0.00	0.00
		\$ 0.00	\$ 0.00	\$ 0.00	\$ 0.00
SCC:	9021				
587-9021	EARLY CHILDHOOD SPECIAL EDUCATION IDEA FY21	0.00	0.00	0.00	0.00
		\$ 0.00	\$ 0.00	\$ 0.00	\$ 0.00
SCC:	9022				
587-9022	EARLY CHILDHOOD SPECIAL EDUCATION IDEA FY22	0.00	0.00	0.00	0.00
		\$ 0.00	\$ 0.00	\$ 0.00	\$ 0.00
SCC:	9023				
587-9023	IDEA PRESCHOOL-HANDICAPPED	12,897.63	8,065.13	0.00	3,775.49
		\$ 12,897.63	\$ 8,065.13	\$ 0.00	\$ 3,775.49
SCC:	9922				
587-9922	IDEA PRESCHOOL-HANDICAPPED	2,313.40	2,313.40	0.00	0.00
		\$ 2,313.40	\$ 2,313.40	\$ 0.00	\$ 0.00
SCC:	9923				
587-9923	IDEA PRESCHOOL-HANDICAPPED	6,034.35	0.00	0.00	0.00
		\$ 6,034.35	\$ 0.00	\$ 0.00	\$ 0.00
SCC:	9020				
590-9020	TITLE II-A IMPROVING TEACHER	0.00	0.00	0.00	0.00

Reporting Period: May 2023 (FY 2023)
 As Of Period: 05/31/2023

6/2/23 9:26 AM

LEXINGTON LOCAL SCHOOLS
Revenue Account Summary

Fund-SCC	Description	FYTDReceivable	FYTD Received	MTD Received	YTD Received
	QUALITY FY20				
SCC:	9021	\$ 0.00	\$ 0.00	\$ 0.00	\$ 0.00
590-9021	TITLE II-A IMPROVING TEACHER QUALITY FY21	\$ 0.00	\$ 0.00	\$ 0.00	\$ 0.00
		\$ 0.00	\$ 0.00	\$ 0.00	\$ 0.00
SCC:	9022				
590-9022	TITLE II-A IMPROVING TEACHER QUALITY FY22	0.00	0.00	0.00	0.00
		\$ 0.00	\$ 0.00	\$ 0.00	\$ 0.00
SCC:	9023				
590-9023	IMPROVING TEACHER QUALITY	54,493.51	55,315.52	0.00	22,689.12
		\$ 54,493.51	\$ 55,315.52	\$ 0.00	\$ 22,689.12
SCC:	9020				
599-9020	TITLE IV FY20	0.00	0.00	0.00	0.00
		\$ 0.00	\$ 0.00	\$ 0.00	\$ 0.00
SCC:	9021				
599-9021	TITLE IV FY21	0.00	0.00	0.00	0.00
		\$ 0.00	\$ 0.00	\$ 0.00	\$ 0.00
SCC:	9023				
599-9023	MISCELLANEOUS FED. GRANT FUND	0.00	47,992.94	0.00	0.00
		\$ 0.00	\$ 47,992.94	\$ 0.00	\$ 0.00
SCC:	9921				
599-9921	RICHLAND COUNTY MOBILE HOT SPOT GRANT	0.00	0.00	0.00	0.00
		\$ 0.00	\$ 0.00	\$ 0.00	\$ 0.00
SCC:	9922				
599-9922	MISCELLANEOUS FED. GRANT FUND	0.00	0.00	0.00	0.00
		\$ 0.00	\$ 0.00	\$ 0.00	\$ 0.00
SCC:	9923				
599-9923	MISCELLANEOUS FED. GRANT FUND	0.00	129,750.00	129,750.00	129,750.00
		\$ 0.00	\$ 129,750.00	\$ 129,750.00	\$ 129,750.00
Grand Total		\$ 37,539,515.45	\$ 35,695,035.03	\$ 1,541,146.80	\$ 18,087,976.45

Reporting Period: May 2023 (FY 2023)

As Of Period: 05/31/2023

6/2/23 9:27 AM

LEXINGTON LOCAL SCHOOLS Appropriation Summary Report

Fund-SCC	Description	FYTD Appropriated	Prior Year Encumbrance	FYTD Expendable	FYTD Expended	MTD Expended	Encumbrance	Future Encumbrance	FYTD Unencumbered	Percent Expended/Encumbered
001-0000	GENERAL FUND	\$ 24,584,128.28	\$ 485,635.50	\$ 25,069,763.78	\$ 23,530,675.70	\$ 2,194,068.48	\$ 1,253,195.10	\$ 0.00	\$ 285,892.98	98.86 %
001-9412	GENERAL BUDGET RESERVE SET-ASIDE-1%/BWC	0.00	0.00	0.00	0.00	0.00	0.00	0.00	0.00	0.00
002-0000	BOND RETIREMENT FUND	3,130,731.26	0.00	3,130,731.26	3,131,594.96	126.62	0.00	0.00	(863.70)	100.03
003-0000	PERMANENT IMPROVEMENT FUND	729,540.11	139,366.22	868,906.33	866,649.06	102,922.12	39,766.98	0.00	(37,509.71)	104.32
004-0000	LFI BUILDING FUND	3,180,801.03	613,556.96	3,794,357.99	3,431,500.08	4,190.00	353,257.39	0.00	9,600.52	99.75
006-0000	FOOD SERVICE FUND	876,916.40	664.80	877,581.20	830,188.82	77,447.75	45,200.21	0.00	2,192.17	99.75
007-9100	LEXINGTON MINUTEMEN ACADEMIC SCHOLARSHIP FUND	17,500.00	2,200.00	19,700.00	13,150.00	0.00	4,050.00	0.00	2,500.00	87.31
007-9800	TERRY McCAMMON SCHOLARSHIP FUND	0.00	0.00	0.00	0.00	0.00	0.00	0.00	0.00	0.00
007-9801	MINUTEMAN ALUMNI SCHOLARSHIP FUND	0.00	0.00	0.00	0.00	0.00	0.00	0.00	0.00	0.00
007-9999	LEXINGTON SCHOOLS TRUST FUND	0.00	0.00	0.00	0.00	0.00	0.00	0.00	0.00	0.00
010-0000	CLASSROOM FACILITIES CONSTRUCTION FUND	(87,649.86)	9,033,757.78	8,946,107.92	8,363,705.13	62,061.75	586,641.28	0.00	(4,238.49)	100.05
018-9100	HIGH SCHOOL PRINCIPAL'S FUND	6,186.93	0.00	6,186.93	5,499.75	528.87	0.00	0.00	687.18	88.89
018-9101	HIGH SCHOOL FLOWER FUND	393.61	0.00	393.61	0.61	(68.39)	5.00	0.00	388.00	1.43
018-9200	JUNIOR HIGH PRINCIPAL'S FUND	4,729.71	130.50	4,860.21	1,027.50	0.00	130.50	0.00	3,702.21	23.83
018-9300	EASTERN PRINCIPAL'S FUND	7,104.49	0.00	7,104.49	5,325.62	2,090.47	2,162.28	0.00	(383.41)	105.40
018-9301	EASTERN ELEMENTARY BOOKFAIR/BOXTOPS FUND	5,300.24	0.00	5,300.24	186.83	0.00	5,000.00	0.00	113.41	97.86
018-9302	EASTERN ELEMENTARY MATH	0.00	0.00	0.00	0.00	0.00	0.00	0.00	0.00	0.00
018-9303	EASTERN RUN	1,250.00	204.86	1,454.86	970.13	0.00	469.73	0.00	15.00	98.97

Reporting Period: May 2023 (FY 2023)

As Of Period: 05/31/2023

6/2/23 9:27 AM

LEXINGTON LOCAL SCHOOLS Appropriation Summary Report

Fund-SCC	Description	FYTD Appropriated	Prior Year Encumbrance	FYTD Expendable	FYTD Expended	MTD Expended	Encumbrance	Future Encumbrance	FYTD Unencumbered	Percent Expended/Encumbered
	CLUB									
018-9400	CENTRAL PRINCIPAL'S FUND	\$ 3,031.75	\$ 825.81	\$ 3,857.56	\$ 1,923.77	\$ 665.22	\$ 1,479.07	\$ 0.00	\$ 454.72	88.21 %
018-9401	CENTRAL ELEMENTARY BOOKFAIR FUND	5,800.00	0.00	5,800.00	1,189.41	0.00	0.00	0.00	4,610.59	20.51
018-9402	CENTRAL ELEMENTARY ART	200.00	0.00	200.00	41.60	0.00	158.40	0.00	0.00	100.00
018-9500	WESTERN PRINCIPAL'S FUND	3,334.77	452.36	3,787.13	3,424.81	81.42	263.67	0.00	98.65	97.40
018-9501	WESTERN ELEMENTARY BOOKFAIR/BOXTOP S FUND	4,811.93	0.00	4,811.93	4,623.56	0.00	0.00	0.00	188.37	96.09
018-9502	HIGH SCHOOL ACADEMIC BOOSTERS FUND	0.00	0.00	0.00	0.00	0.00	0.00	0.00	0.00	0.00
018-9503	WESTERN ELEMENTARY ART	1,174.12	0.00	1,174.12	1,174.12	0.00	0.00	0.00	0.00	100.00
018-9602	JUNIOR HIGH ACADEMIC BOOSTERS FUND	0.00	0.00	0.00	0.00	0.00	0.00	0.00	0.00	0.00
018-9901	JUNIOR HIGH TEACHER ADVISORY FUND	13.95	0.00	13.95	13.95	0.00	0.00	0.00	0.00	100.00
019-9001	ACADEMIC BOOSTERS GRANTS	0.00	0.00	0.00	0.00	0.00	0.00	0.00	0.00	0.00
019-9121	CENTRAL ELEMENTARY PTO GRANTS	1,249.00	0.00	1,249.00	0.00	0.00	0.00	0.00	1,249.00	0.00
019-9122	EASTERN ELEMENTARY PTO GRANTS	1,249.00	0.00	1,249.00	0.00	0.00	0.00	0.00	1,249.00	0.00
019-9123	WESTERN ELEMENTARY PTO GRANTS	1,249.00	0.00	1,249.00	0.00	0.00	0.00	0.00	1,249.00	0.00
019-9200	RICHLAND COUNTY FOUNDATION GRANT PLAYGROUND	0.00	0.00	0.00	0.00	0.00	0.00	0.00	0.00	0.00
019-9201	RICHLAND COUNTY FOUNDATION GRANT CENTRAL PRID	0.00	0.00	0.00	0.00	0.00	0.00	0.00	0.00	0.00
019-9202	RICHLAND COUNTY FOUNDATION GRANT-HENSEL FY15	0.00	0.00	0.00	0.00	0.00	0.00	0.00	0.00	0.00

Reporting Period: May 2023 (FY 2023)

As Of Period: 05/31/2023

6/2/23 9:27 AM

LEXINGTON LOCAL SCHOOLS Appropriation Summary Report

Fund-SCC	Description	FYTD Appropriated	Prior Year Encumbrance	FYTD Expendable	FYTD Expended	MTD Expended	Encumbrance	Future Encumbrance	FYTD Unencumbered	Percent Expended/Encumbered
019-9204	RICHLAND COUNTY FOUNDATION GRANT-PELPHREY 15	\$ 0.00	\$ 0.00	\$ 0.00	\$ 0.00	\$ 0.00	\$ 0.00	\$ 0.00	\$ 0.00	0.00 %
019-9205	RICHLAND CO FOUNDATION GRANT-STAINED GLASS 16	0.00	0.00	0.00	0.00	0.00	0.00	0.00	0.00	0.00
019-9206	RICHLAND CO FOUNDATION GRANT-SEASONAL SCIE 16	0.00	0.00	0.00	0.00	0.00	0.00	0.00	0.00	0.00
019-9207	RICHLAND CO FOUNDATION-S CORE COMMON CORE 16	0.00	0.00	0.00	0.00	0.00	0.00	0.00	0.00	0.00
019-9208	RICHLAND CO FOUND-BUILD A COMM OF READERS	0.00	0.00	0.00	0.00	0.00	0.00	0.00	0.00	0.00
019-9209	RICH CO FOUND-LEARN TO READ FOR A LIFETIME	0.00	0.00	0.00	0.00	0.00	0.00	0.00	0.00	0.00
019-9210	RICH CO FOUND-MULTI-SENS APPROACH TO LEARNING	0.00	0.00	0.00	0.00	0.00	0.00	0.00	0.00	0.00
019-9211	RICH CO FOUND-BEE AWARENESS	0.00	0.00	0.00	0.00	0.00	0.00	0.00	0.00	0.00
019-9212	RICH CO FOUND-DONT LET THE PIGEON STOP TALK	0.00	0.00	0.00	0.00	0.00	0.00	0.00	0.00	0.00
019-9213	RICH CO FOUND-BRAIN GAMES 5.0	0.00	0.00	0.00	0.00	0.00	0.00	0.00	0.00	0.00
019-9214	RICH CO FOUND-TALKING SENSE TO OUR NUMBERS	0.00	0.00	0.00	0.00	0.00	0.00	0.00	0.00	0.00
019-9215	RICH CO FOUND-SEE THE CIVILIZATION	0.00	0.00	0.00	0.00	0.00	0.00	0.00	0.00	0.00
019-9216	RICH CO FOUND-SCIENCE OLYMPIAD	0.00	0.00	0.00	0.00	0.00	0.00	0.00	0.00	0.00
019-9217	RICH CO FOUND-KICK BACK WITH CLASSICS	0.00	0.00	0.00	0.00	0.00	0.00	0.00	0.00	0.00
019-9218	RICH CO FOUND-WRITE STUFF STEAM KIT	0.00	0.00	0.00	0.00	0.00	0.00	0.00	0.00	0.00

Reporting Period: May 2023 (FY 2023)

As Of Period: 05/31/2023

6/2/23 9:27 AM

**LEXINGTON LOCAL SCHOOLS
Appropriation Summary Report**

Fund-SCC	Description	FYTD Appropriated	Prior Year Encumbrance	FYTD Expendable	FYTD Expended	MTD Expended	Encumbrance	Future Encumbrance	FYTD Unencumbered	Percent Expended/Encumbered
019-9219	RICH CO FOUND-CLASSROOM LIBRARY	\$ 0.00	\$ 0.00	\$ 0.00	\$ 0.00	\$ 0.00	\$ 0.00	\$ 0.00	\$ 0.00	0.00 %
019-9220	RICH CO FOUND-LEGOS AND BUILDING BLOCKS	0.00	0.00	0.00	0.00	0.00	0.00	0.00	0.00	0.00
019-9221	RICH CO FOUND-SCIENCE DISCOVERY BINS	0.00	0.00	0.00	0.00	0.00	0.00	0.00	0.00	0.00
019-9222	RICH CO FOUND-ONE BIG HAPPY FAMILY	0.00	0.00	0.00	0.00	0.00	0.00	0.00	0.00	0.00
019-9223	RICH CO FOUND-MAKER MAVEN STEM	0.00	0.00	0.00	0.00	0.00	0.00	0.00	0.00	0.00
019-9224	RICH CO FOUND-STEM SNAP CIRCUITS	0.00	0.00	0.00	0.00	0.00	0.00	0.00	0.00	0.00
019-9225	RICH CO FOUND GRANT-STEM MATERIALS SNAP CIRCUITS	0.00	0.00	0.00	0.00	0.00	0.00	0.00	0.00	0.00
019-9226	RICH CO FOUND GRANT-SCIENCE ENRICH FIELD TRIP	253.00	0.00	253.00	253.00	0.00	0.00	0.00	0.00	100.00
019-9227	RICH CO FOUND GRANT-CAREER BOOKS AND ACTIVITIES	532.00	0.00	532.00	532.00	0.00	0.00	0.00	0.00	100.00
019-9228	RICH CO FOUND GRANT-SOCIAL STUDIES MAKERSPACE	1,490.34	0.00	1,490.34	1,472.82	0.00	17.52	0.00	0.00	100.00
019-9301	RICH CO FOUND/SECO ROBOTICS GRANT (HEIMANN)	0.00	0.00	0.00	0.00	0.00	0.00	0.00	0.00	0.00
019-9302	RICH CO RETIRED TEACHERS ASSOC	0.00	0.00	0.00	0.00	0.00	0.00	0.00	0.00	0.00
019-9303	OHIO POWER GRANT (BERRY)	0.00	0.00	0.00	0.00	0.00	0.00	0.00	0.00	0.00
019-9304	RICHLAND CO RETIRED TEACHERS - HS ENGLISH	0.00	0.00	0.00	0.00	0.00	0.00	0.00	0.00	0.00
019-9305	OTHER GRANT	500.00	0.00	500.00	500.00	(25.68)	0.00	0.00	0.00	100.00
019-9500	DOLLAR GENERAL LIT FOUND -	0.00	0.00	0.00	0.00	0.00	0.00	0.00	0.00	0.00

Reporting Period: May 2023 (FY 2023)

As Of Period: 05/31/2023

6/2/23 9:27 AM

LEXINGTON LOCAL SCHOOLS Appropriation Summary Report

Fund-SCC	Description	FYTD Appropriated	Prior Year Encumbrance	FYTD Expendable	FYTD Expended	MTD Expended	Encumbrance	Future Encumbrance	FYTD Unencumbered	Percent Expended/Encumbered
019-9502	YOUTH LIT FY16 RICHLAND CO HMG SENSORY GRANT	\$ 0.00	\$ 0.00	\$ 0.00	\$ 0.00	\$ 0.00	\$ 0.00	\$ 0.00	\$ 0.00	0.00 %
019-9616	WALMART TEACHER OF THE YEAR-DANIELLE SAVAGE	0.00	0.00	0.00	0.00	0.00	0.00	0.00	0.00	0.00
022-9601	OHSAA TOURNAMENT AGENCY FUND	11,545.88	4,975.00	16,520.88	5,309.78	0.00	0.00	0.00	11,211.10	32.14
024-0000	EMPLOYEE BENEFITS FUND FOR MEDICAL/DENTAL	5,658,000.00	259,508.34	5,917,508.34	5,010,302.03	495,253.46	352,579.65	0.00	554,626.66	90.63
034-0000	OFCC PROJECT MAINTENANCE FUND	3,206.00	0.00	3,206.00	92,562.57	37,256.70	0.00	0.00	(89,356.57)	2887.17
200-9101	HIGH SCHOOL ART CLUB	0.00	0.00	0.00	0.00	0.00	0.00	0.00	0.00	0.00
200-9102	HIGH SCHOOL DRAMA CLUB	11,300.00	550.00	11,850.00	7,356.59	3,485.39	5,041.58	0.00	(548.17)	104.63
200-9103	HIGH SCHOOL MATH CLUB	0.00	0.00	0.00	52.70	52.70	0.00	0.00	(52.70)	0.00
200-9104	HIGH SCHOOL LEADERSHIP COUNCIL	1,650.00	250.00	1,900.00	0.00	0.00	0.00	0.00	1,900.00	0.00
200-9105	HIGH SCHOOL FRENCH CLUB	0.00	0.00	0.00	277.44	277.44	0.00	0.00	(277.44)	0.00
200-9107	HIGH SCHOOL SPANISH CLUB	0.00	252.00	252.00	0.00	0.00	0.00	0.00	252.00	0.00
200-9108	HIGH SCHOOL LEO CLUB	1,000.00	601.14	1,601.14	133.06	0.00	768.08	0.00	700.00	56.28
200-9114	HIGH SCHOOL STUDENT COUNCIL FUND	2,500.00	1,050.00	3,550.00	3,538.34	405.14	500.00	0.00	(488.34)	113.76
200-9115	HIGH SCHOOL KEY CLUB	2,500.00	0.00	2,500.00	1,196.54	44.42	230.59	0.00	1,072.87	57.09
200-9116	HIGH SCHOOL CHESS CLUB	0.00	0.00	0.00	176.54	176.54	0.00	0.00	(176.54)	0.00
200-9119	HIGH SCHOOL YEARBOOK FUND	15,000.00	12,404.20	27,404.20	15,254.95	0.00	12,574.82	0.00	(425.57)	101.55
200-9120	HIGH SCHOOL JOURNALISM FUND	0.00	0.00	0.00	0.00	0.00	0.00	0.00	0.00	0.00
200-9121	HIGH SCHOOL NATIONAL HONOR SOCIETY	5,933.81	0.00	5,933.81	4,504.50	0.00	281.00	0.00	1,148.31	80.65
200-9160	HIGH SCHOOL GERMAN CLUB	0.00	0.00	0.00	0.00	0.00	0.00	0.00	0.00	0.00

Reporting Period: May 2023 (FY 2023)

As Of Period: 05/31/2023

6/2/23 9:27 AM

LEXINGTON LOCAL SCHOOLS Appropriation Summary Report

Fund-SCC	Description	FYTD Appropriated	Prior Year Encumbrance	FYTD Expendable	FYTD Expended	MTD Expended	Encumbrance	Future Encumbrance	FYTD Unencumbered	Percent Expended/Encumbered
200-9201	JUNIOR HIGH ART CLUB	\$ 500.00	\$ 0.00	\$ 500.00	\$ 500.00	\$ 0.00	\$ 0.00	\$ 0.00	\$ 0.00	100.00 %
200-9204	JUNIOR HIGH STUDENT COUNCIL FUND	1,750.00	0.00	1,750.00	1,079.34	266.88	0.00	0.00	670.66	61.68
200-9205	JUNIOR HIGH LIBRARY CLUB	0.00	0.00	0.00	0.00	0.00	0.00	0.00	0.00	0.00
200-9301	EASTERN ELEMENTARY STUDENT ACTIVITY FUND	1,500.00	0.00	1,500.00	3,059.71	0.00	1,065.29	0.00	(2,625.00)	275.00
200-9302	EASTERN ELEMENTARY ROBOTICS FUND	0.00	0.00	0.00	0.00	0.00	0.00	0.00	0.00	0.00
200-9401	CENTRAL ELEMENTARY STUDENT ACTIVITY FUND	0.00	0.00	0.00	0.00	0.00	0.00	0.00	0.00	0.00
200-9611	HIGH SCHOOL INFORMED TEENS FUND	0.00	0.00	0.00	0.00	0.00	0.00	0.00	0.00	0.00
200-9612	JUNIOR HIGH INFORMED TEENS FUND	500.00	500.00	1,000.00	41.95	41.95	500.00	0.00	458.05	54.20
300-9106	HIGH SCHOOL INTRAMURALS	0.00	0.00	0.00	0.00	0.00	0.00	0.00	0.00	0.00
300-9115	JAZZ BAND	0.00	0.00	0.00	754.99	0.00	0.00	0.00	(754.99)	0.00
300-9116	CHOIR	0.00	0.00	0.00	0.00	0.00	0.00	0.00	0.00	0.00
300-9206	JUNIOR HIGH PHYS ED DEPARTMENT FUND	666.01	0.00	666.01	0.00	0.00	1,200.00	0.00	(533.99)	180.18
300-9210	JR HIGH INSTRUMENTAL	0.00	0.00	0.00	0.00	0.00	0.00	0.00	0.00	0.00
300-9600	ATHLETIC FUND	239,030.00	18,633.56	257,663.56	228,449.59	10,501.23	18,053.08	0.00	11,160.89	95.67
300-9601	ATHLETIC CAPITAL FUND	37,969.24	6,386.66	44,355.90	0.00	0.00	26,274.44	0.00	18,081.46	59.24
300-9602	ORCHESTRA	0.00	0.00	0.00	0.00	0.00	0.00	0.00	0.00	0.00
300-9603	ELEMENTARY MUSIC	0.00	0.00	0.00	0.00	0.00	1,572.09	0.00	(1,572.09)	0.00
300-9605	BAND	0.00	0.00	0.00	0.00	0.00	0.00	0.00	0.00	0.00
451-9020	Network Connectivity FY 2020	0.00	0.00	0.00	0.00	0.00	0.00	0.00	0.00	0.00
451-9021	Network Connectivity FY 2021	0.00	0.00	0.00	0.00	0.00	0.00	0.00	0.00	0.00
451-9022	Network	0.00	0.00	0.00	0.00	0.00	0.00	0.00	0.00	0.00

Reporting Period: May 2023 (FY 2023)

As Of Period: 05/31/2023

6/2/23 9:27 AM

LEXINGTON LOCAL SCHOOLS Appropriation Summary Report

Fund-SCC	Description	FYTD Appropriated	Prior Year Encumbrance	FYTD Expendable	FYTD Expended	MTD Expended	Encumbrance	Future Encumbrance	FYTD Unencumbered	Percent Expended/Encumbered
	Connectivity FY2022									
451-9023	DATA COMMUNICATION FUND	\$ 9,000.00	\$ 0.00	\$ 9,000.00	\$ 9,000.00	\$ 0.00	\$ 0.00	\$ 0.00	\$ 0.00	100.00 %
451-9922	Emergency Connectivity FY2022	0.00	0.00	0.00	0.00	0.00	0.00	0.00	0.00	0.00
467-0000	STUDENT WELLNESS AND SUCCESS FUND	0.00	0.00	0.00	0.00	0.00	0.00	0.00	0.00	0.00
499-9020	SCHOOL SAFETY GRANT FY20	0.00	0.00	0.00	0.00	0.00	0.00	0.00	0.00	0.00
499-9021	SCHOOL SAFETY GRANT FY21	0.00	0.00	0.00	0.00	0.00	0.00	0.00	0.00	0.00
499-9022	SCHOOL SAFETY GRANT FY22	0.00	0.00	0.00	0.00	0.00	0.00	0.00	0.00	0.00
499-9023	MISCELLANEOUS STATE GRANT FUND	12,461.88	0.00	12,461.88	12,497.09	9,788.09	0.00	0.00	(35.21)	100.28
499-9101	STATE GRANT 2001 READING IMPROV.INCENT-	0.00	0.00	0.00	0.00	0.00	0.00	0.00	0.00	0.00
499-9121	SCHOOL BUS PURCHASE PROGRAM	0.00	0.00	0.00	135,000.00	0.00	0.00	0.00	(135,000.00)	0.00
499-9122	SCHOOL BUS PURCHASE PROGRAM	0.00	0.00	0.00	0.00	0.00	0.00	0.00	0.00	0.00
499-9123	MISCELLANEOUS STATE GRANT FUND	135,000.00	0.00	135,000.00	0.00	0.00	0.00	0.00	135,000.00	0.00
499-9922	MISCELLANEOUS STATE GRANT FUND	0.00	0.00	0.00	0.00	0.00	0.00	0.00	0.00	0.00
506-9913	OHIO RESIDENT EDUCATOR PROGRAM	0.00	0.00	0.00	0.00	0.00	0.00	0.00	0.00	0.00
506-9914	OHIO RESIDENT EDUCATOR PROGRAM	0.00	0.00	0.00	0.00	0.00	0.00	0.00	0.00	0.00
507-0000	ELEMENTARY AND SECONDARY SCHOOL EMERGENCY RELIEF FUND	0.00	0.00	0.00	0.00	0.00	0.00	0.00	0.00	0.00
507-9021	ESSER FUNDING FY21	0.00	0.00	0.00	0.00	0.00	0.00	0.00	0.00	0.00
507-9022	ESSER ARP FUNDING	479,045.09	245,036.25	724,081.34	961,812.45	118,555.51	94,984.96	0.00	(332,716.07)	145.95

Reporting Period: May 2023 (FY 2023)

As Of Period: 05/31/2023

6/2/23 9:27 AM

LEXINGTON LOCAL SCHOOLS Appropriation Summary Report

Fund-SCC	Description	FYTD Appropriated	Prior Year Encumbrance	FYTD Expendable	FYTD Expended	MTD Expended	Encumbrance	Future Encumbrance	FYTD Unencumbered	Percent Expended/Encumbered
507-9023	ELEMENTARY AND SECONDARY SCHOOL EMERGENCY RELIEF FUND	\$ 0.00	\$ 0.00	\$ 0.00	\$ 0.00	\$ 0.00	\$ 0.00	\$ 0.00	\$ 0.00	0.00 %
507-9921	ESSER II FUNDING	81,760.84	12,007.37	93,768.21	25,447.15	0.00	0.00	0.00	68,321.06	27.14
510-9021	CRF FUNDING FY21	0.00	0.00	0.00	0.00	0.00	0.00	0.00	0.00	0.00
516-9020	IDEA-B SPECIAL EDUCATION FY20	0.00	0.00	0.00	0.00	0.00	0.00	0.00	0.00	0.00
516-9021	IDEA-B SPECIAL EDUCATION FY21	0.00	0.00	0.00	0.00	0.00	0.00	0.00	0.00	0.00
516-9022	IDEA-B SPECIAL EDUCATION FY22	0.00	37,191.85	37,191.85	3,999.56	0.00	0.00	0.00	33,192.29	10.75
516-9023	IDEA PART B GRANTS	509,765.36	0.00	509,765.36	556,734.33	5,015.49	233,270.98	0.00	(280,239.95)	154.97
516-9024	IDEA PART B GRANTS	0.00	0.00	0.00	0.00	0.00	0.00	0.00	0.00	0.00
516-9922	IDEA PART B GRANTS	0.00	4,522.13	4,522.13	0.00	0.00	0.00	0.00	4,522.13	0.00
572-9020	TITLE I FY20	0.00	0.00	0.00	0.00	0.00	0.00	0.00	0.00	0.00
572-9021	TITLE I FY21	0.00	50.00	50.00	0.00	0.00	0.00	0.00	50.00	0.00
572-9022	TITLE I FY22	0.00	11,697.68	11,697.68	6,667.10	0.00	0.00	0.00	5,030.58	57.00
572-9023	TITLE I DISADVANTAGED CHILDREN	265,377.63	0.00	265,377.63	267,213.80	13,451.32	8,256.21	0.00	(10,092.38)	103.80
572-9024	TITLE I DISADVANTAGED CHILDREN	0.00	0.00	0.00	0.00	0.00	0.00	0.00	0.00	0.00
572-9921	EOEC	0.00	0.00	0.00	0.00	0.00	0.00	0.00	0.00	0.00
572-9922	TITLE I DISADVANTAGED CHILDREN	0.00	0.00	0.00	7,000.00	0.00	0.00	0.00	(7,000.00)	0.00
572-9923	TITLE I DISADVANTAGED CHILDREN	0.00	0.00	0.00	1,783.65	0.00	0.00	0.00	(1,783.65)	0.00
584-9022	TITLE IV FY22	0.00	0.00	0.00	0.00	0.00	0.00	0.00	0.00	0.00
584-9023	TITLE IV, PART A, STUDENT SUPPORT AND ACADEMIC ENRICHMENT PROGRAMS	29,875.00	0.00	29,875.00	26,275.00	0.00	0.00	0.00	3,600.00	87.95
587-9020	EARLY CHILDHOOD SPECIAL EDUCATION IDEA FY20	0.00	0.00	0.00	0.00	0.00	0.00	0.00	0.00	0.00
587-9021	EARLY CHILDHOOD SPECIAL	0.00	0.00	0.00	0.00	0.00	0.00	0.00	0.00	0.00

Reporting Period: May 2023 (FY 2023)

6/2/23 9:27 AM

As Of Period: 05/31/2023

LEXINGTON LOCAL SCHOOLS Appropriation Summary Report

Fund-SCC	Description	FYTD Appropriated	Prior Year Encumbrance	FYTD Expendable	FYTD Expended	MTD Expended	Encumbrance	Future Encumbrance	FYTD Unencumbered	Percent Expended/Encumbered
	EDUCATION IDEA FY21									
587-9022	EARLY CHILDHOOD SPECIAL EDUCATION IDEA FY22	\$ 0.00	\$ 0.00	\$ 0.00	\$ 0.00	\$ 0.00	\$ 0.00	\$ 0.00	\$ 0.00	0.00 %
587-9023	IDEA PRESCHOOL- HANDICAPPED	12,897.63	0.00	12,897.63	8,065.13	0.00	5,470.78	0.00	(638.28)	104.95
587-9922	IDEA PRESCHOOL- HANDICAPPED	0.00	0.00	0.00	0.00	0.00	0.00	0.00	0.00	0.00
587-9923	IDEA PRESCHOOL- HANDICAPPED	6,034.35	0.00	6,034.35	6,034.35	6,034.35	0.00	0.00	0.00	100.00
590-9020	TITLE II-A IMPROVING TEACHER QUALITY FY20	0.00	0.00	0.00	0.00	0.00	0.00	0.00	0.00	0.00
590-9021	TITLE II-A IMPROVING TEACHER QUALITY FY21	0.00	0.00	0.00	0.00	0.00	0.00	0.00	0.00	0.00
590-9022	TITLE II-A IMPROVING TEACHER QUALITY FY22	0.00	0.00	0.00	0.00	0.00	0.00	0.00	0.00	0.00
590-9023	IMPROVING TEACHER QUALITY	54,493.51	0.00	54,493.51	55,315.52	(4,181.72)	0.00	0.00	(822.01)	101.51
599-9020	TITLE IV FY20	0.00	0.00	0.00	0.00	0.00	0.00	0.00	0.00	0.00
599-9021	TITLE IV FY21	0.00	0.00	0.00	0.00	0.00	0.00	0.00	0.00	0.00
599-9023	MISCELLANEOUS FED. GRANT FUND	0.00	0.00	0.00	25,746.10	0.00	26,160.64	0.00	(51,906.74)	0.00
599-9921	RICHLAND COUNTY MOBILE HOT SPOT GRANT	0.00	0.00	0.00	0.00	0.00	0.00	0.00	0.00	0.00
599-9922	MISCELLANEOUS FED. GRANT FUND	0.00	0.00	0.00	0.00	0.00	0.00	0.00	0.00	0.00
599-9923	MISCELLANEOUS FED. GRANT FUND	0.00	0.00	0.00	0.00	0.00	120,041.23	0.00	(120,041.23)	0.00
Grand Total		\$ 40,072,083.29	\$ 10,892,410.97	\$ 50,964,494.26	\$ 47,678,765.08	\$ 3,140,513.52	\$ 3,200,622.55	\$ 0.00	\$ 85,106.63	