

LEXINGTON LOCAL SCHOOLS



FINANCIAL REPORT
FOR THE PERIOD ENDING
OCTOBER 31, 2022

PREPARED BY
JASON WHITESEL, TREASURER

Gross Depository Balances:

Richland Bank MMA 5719	\$5,119,790.00
Richland Bank Sweep Acct 3520	\$683,594.69
Richland Bank General Acct 0580	\$300,273.00
Richland Bank Anthem Sweep 3523	\$530,262.84
Richland Bank EE Benefits 3180	\$0.00
Richland Bank Payroll Acct 9780	\$22,571.51
Richland Bank Athletic Acct 3280	\$4,140.00

Total Depository Balances (Gross) \$6,660,632.04

Adjustments to Bank Balance:

Cash in Transit to Bank	\$15,494.49
Outstanding Checks	(\$1,204,354.93)
Adjustments:	
Outstanding Vision Adjustment	(\$4.04)
Municipal Income Tax Deduction	(\$724.49)

Total Adjustments to Bank Balance (\$1,189,588.97)

Investments:

Treasury Bonds and Notes	\$5,069,999.06
Certificate of Deposits	\$2,921,000.00
Other Securities	\$0.00
Other Investments:	
Richland Bank MMA 5750	\$961,625.94
Richland Bank MMA R252	\$2,723,064.21
Commercial Paper R252	\$887,700.42

Total Investments \$12,563,389.63

Cash on Hand:

Petty Cash:	
Treasurer's Office	\$100.00
High School	\$50.00
Junior High School	\$50.00
Eastern, Central, Western	\$200.00
Change Cash:	
Athletic Change	\$3,000.00
Cafeteria Change	\$276.00
Junior High School Change	\$100.00
Central Change	\$100.00
Cash with Fiscal Agent	\$0.00

Total Cash on Hand \$3,876.00

Total Balances \$18,038,308.70

Total Fund Balance \$18,038,308.70

October 01, 2022 through October 31, 2022

Account Name : Lexington Local SD Managing Agency

Account No : 5750

Summary Of Investment Holdings

Shares or Par Value	Investment Category		Avg Unit Cost	Cost Basis	Unit Price	Market Value	Estimated Current Ann Inc	Current Yield
<u>Money Markets - Taxable</u>								
961,625.94	Northern Instl Government Select Portfolio		1.00	961,625.94	1.00	961,625.94	22,502.05	2.34%
Totals				961,625.94		961,625.94	22,502.05	2.34%
<u>Marketable CDs</u>								
200,000	Sallie Mae Bank SLC UT	2.500%	12/13/2022	100.00	200,000.00	99.90	199,801.80	5,000.00 2.50%
25,000	State Bank of India NY	3.000%	03/06/2023	100.00	25,000.00	99.69	24,922.23	750.00 3.01%
200,000	Comenity Capital Bank	2.700%	04/17/2023	100.00	200,000.00	99.37	198,749.60	5,400.00 2.72%
150,000	Merrick Bank	2.050%	07/12/2023	100.00	150,000.00	98.41	147,612.00	3,075.00 2.08%
200,000	Astera Cr Un Lansing MI	4.650%	10/27/2023	100.00	200,000.00	99.58	199,164.80	9,300.00 4.67%
200,000	Capital One Natl Assn Va	0.500%	11/24/2023	100.00	200,000.00	95.83	191,654.20	1,000.00 0.52%
200,000	Luana Savings Bank	0.200%	12/29/2023	100.00	200,000.00	95.06	190,112.40	400.00 0.21%
100,000	Border State Bank	1.100%	03/27/2024	100.00	100,000.00	95.22	95,219.00	1,100.00 1.16%
200,000	Jpmorgan Chase Bk N A	4.700%	04/30/2024	100.00	200,000.00	100.10	200,205.60	9,400.00 4.70%
248,000	Live Oak Banking Company	1.250%	09/13/2024	100.00	248,000.00	93.84	232,731.63	3,100.00 1.33%
200,000	Industrial & Com Bank 0.3	0.350%	02/11/2025	100.00	200,000.00	90.62	181,244.40	700.00 0.39%
150,000	Barclays Bk Del	2.950%	05/12/2025	100.00	150,000.00	95.79	143,692.05	4,425.00 3.08%
248,000	Goldman Sachs Bk USA	0.800%	08/18/2025	100.00	248,000.00	89.77	222,632.58	1,984.00 0.89%
200,000	First Ctzns Bk & Tr Co Rale	4.700%	10/28/2025	100.00	200,000.00	99.89	199,778.40	9,400.00 4.71%
200,000	Morgan Stanley Private Bk N	4.050%	09/30/2026	100.00	200,000.00	96.46	192,919.60	8,100.00 4.20%
200,000	Morgan Stanley Bk N A	4.850%	10/30/2026	100.00	200,000.00	100.42	200,836.60	9,700.00 4.83%
Totals				2,921,000.00		2,821,276.89	72,834.00	2.58%
<u>U.S. Govt Agy-Exempt State</u>								
250,000	Federal Farm Cr Bks	0.220%	09/08/2023	99.95	249,862.50	96.26	240,659.09	550.00 0.23%
200,000	Federal Home Loan Banks	1.650%	12/28/2023	100.00	200,000.00	96.27	192,542.04	3,300.00 1.71%
200,000	Federal Home Loan Banks	0.220%	05/24/2024	100.00	200,000.00	93.03	186,061.56	440.00 0.24%
200,000	Federal Home Loan Banks	1.000%	07/19/2024	100.00	200,000.00	93.56	187,115.88	2,000.00 1.07%
200,000	Federal Farm Cr Bks	0.430%	10/15/2024	100.00	200,000.00	91.84	183,673.25	860.00 0.47%
250,000	Federal Home Loan Banks	2.000%	12/17/2024	100.11	250,284.71	94.53	236,331.67	5,000.00 2.12%

October 01, 2022 through October 31, 2022

Account Name : Lexington Local SD Managing Agency

Account No : 5750

Summary Of Investment Holdings

Shares or Par Value	Investment Category			Avg Unit Cost	Cost Basis	Unit Price	Market Value	Estimated Current Ann Inc	Current Yield
200,000	Federal Home Loan Banks	0.500%	09/10/2025	100.00	200,000.00	88.61	177,229.41	1,000.00	0.56%
200,000	Federal Home Loan Banks	0.500%	11/12/2025	100.00	200,000.00	88.02	176,046.32	1,000.00	0.57%
200,000	Federal Home Loan Banks	1.000%	03/30/2026	100.00	200,000.00	88.30	176,608.55	2,000.00	1.13%
200,000	Federal Farm Cr Bks	4.400%	06/22/2026	100.30	200,600.00	98.47	196,944.87	8,800.00	4.47%
300,000	Federal Home Loan Banks	1.125%	09/29/2026	100.10	300,302.55	87.32	261,947.96	3,375.00	1.29%
250,000	Federal Home Loan Banks	1.300%	11/24/2026	99.88	249,687.50	87.53	218,820.62	3,250.00	1.49%
Totals					2,650,737.26		2,433,981.22	31,575.00	1.30%
<u>U.S. Govt Agv-Non-Ex St-Int Only</u>									
200,000	Federal Home Ln Mtg Corp	3.200%	05/16/2025	100.00	200,000.00	97.22	194,436.21	6,400.00	3.29%
225,000	Federal Natl Mtg Assn	0.650%	07/30/2025	99.95	224,887.50	89.52	201,418.34	1,462.50	0.73%
300,000	Federal Farm Cr Bks	5.300%	10/19/2026	99.73	299,175.00	99.68	299,053.25	15,900.00	5.32%
200,000	Federal Home Ln Mtg Corp	5.000%	09/30/2027	99.90	199,800.00	99.45	198,895.98	10,000.00	5.03%
Totals					923,862.50		893,803.78	33,762.50	3.78%
Total Investments					7,457,225.70		7,110,687.83	160,673.55	2.26%
Plus Net Cash							0.00		
Total Market Value							7,110,687.83		

Gain or Loss amounts and transactions, as shown, may not reflect the amount to be used for income tax purposes.

October 01, 2022 through October 31, 2022

Account Name : Lexington Local SD Bond Acct Man Agcy

Account No : R252

Summary Of Investment Holdings

Shares or Par Value	Investment Category		Avg Unit Cost	Cost Basis	Unit Price	Market Value	Estimated Current Ann Inc	Current Yield
<u>Money Markets - Taxable</u>								
2,723,064.21	Northern Instl Government Select Portfolio		1.00	2,723,064.21	1.00	2,723,064.21	63,719.70	2.34%
<i>Totals</i>				2,723,064.21		2,723,064.21	63,719.70	2.34%
<u>Zero Coupon - U.S. Govt Agy</u>								
500,000	Federal Natl Mtg Assn	11/23/2022	99.53	497,654.85	99.77	498,867.58	18,113.88	3.63%
<i>Totals</i>				497,654.85		498,867.58	18,113.88	3.63%
<u>Commercial Paper - Corporate</u>								
900,000	Credit Suisse First Boston N	01/03/2023	98.63	887,700.42	99.28	893,481.30	0.00	0.00%
<i>Totals</i>				887,700.42		893,481.30	0.00	0.00%
<u>U.S. Govt Agy-Exempt State</u>								
500,000	Federal Home Loan Banks	11/09/2022	99.81	499,057.65	99.92	499,587.92	0.00	0.00%
500,000	Federal Home Loan Banks	11/17/2022	99.74	498,686.80	99.84	499,176.17	0.00	0.00%
<i>Totals</i>				997,744.45		998,764.09	0.00	0.00%
<i>Total Investments</i>				5,106,163.93		5,114,177.18	81,833.58	1.60%
<i>Plus Net Cash</i>						0.00		
<i>Total Market Value</i>						5,114,177.18		

Gain or Loss amounts and transactions, as shown, may not reflect the amount to be used for income tax purposes.

LEXINGTON LOCAL SCHOOLS
INVESTMENT REPORT FOR THE MONTH ENDING
OCTOBER 31, 2022

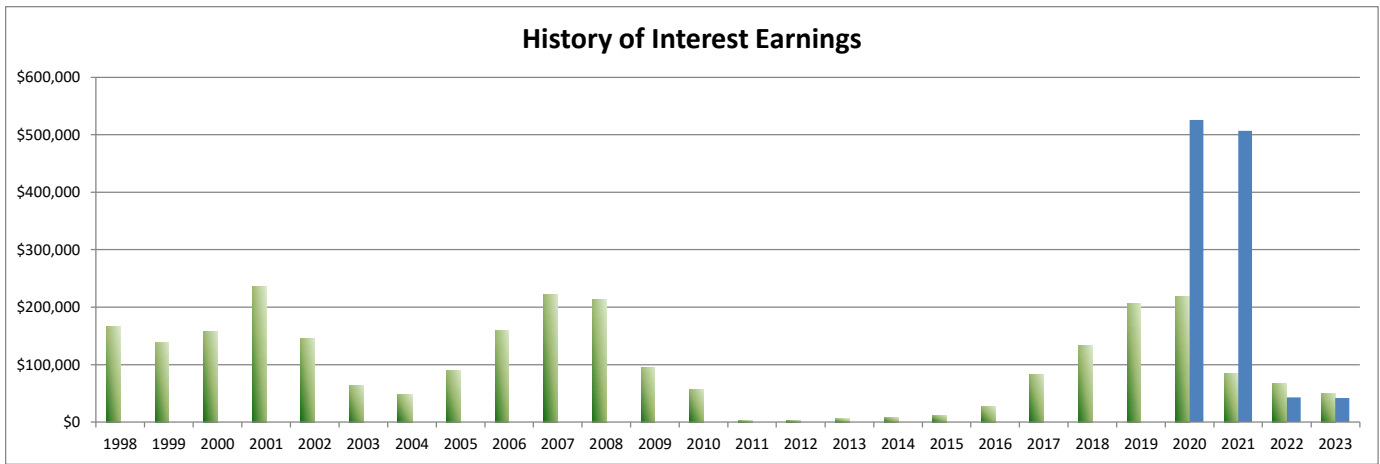
INTEREST EARNED:	THIS MONTH	FISCAL YEAR TO DATE
Richland Bank, General Sweep	\$2,989.53	\$11,616.68
Richland Bank, General MMA	\$6,884.13	\$20,321.05
Richland Bank, Anthem Sweep	\$572.95	\$1,670.40
Star Ohio	\$0.00	\$0.00
CDs, Bonds, and other investments	\$1,006.85	\$16,892.34
TOTAL INTEREST RECEIVED	\$11,453.46	\$50,500.47

INTEREST EARNED (LEX BOND ACCT)	THIS MONTH	FISCAL YEAR TO DATE
Richland Bank, General Sweep	\$0.00	\$0.00
Richland Bank, General MMA	\$0.00	\$0.00
Richland Bank, Anthem Sweep	\$0.00	\$0.00
Star Ohio	\$0.00	\$0.00
CDs, Bonds, and other investments	\$15,095.42	\$42,419.36
TOTAL INTEREST RECEIVED	\$15,095.42	\$42,419.36

History of Interest Earnings	Fiscal Year	Interest Earnings
	1998	\$ 167,057.52
	1999	\$ 138,113.69
	2000	\$ 157,991.72
	2001	\$ 236,839.79
	2002	\$ 146,052.34
	2003	\$ 63,712.36
	2004	\$ 47,970.95
	2005	\$ 90,719.94
	2006	\$ 158,724.51
	2007	\$ 221,998.86
	2008	\$ 213,660.34
	2009	\$ 95,639.63
	2010	\$ 56,860.22
	2011	\$ 3,001.78
	2012	\$ 3,090.00
	2013	\$ 5,758.97
	2014	\$ 8,349.92
	2015	\$ 11,765.22
	2016	\$ 28,300.22
	2017	\$ 83,194.26
	2018	\$ 133,582.49
	2019	\$ 205,588.68
	2020	\$ 218,228.66
	2021	\$ 85,117.81
	2022	\$ 67,902.15
FISCAL Year To Date	2023	\$50,500.47

Lex Bond Acct Interest Earnings	Fiscal Year	Interest Earnings
	2020	\$526,044.24
	2021	\$507,134.12
	2022	\$43,256.67
FISCAL Year To Date	2023	\$42,419.36

Total Interest Earnings 1998 to Present \$ 2,699,722.50



Reporting Period: October 2022 (FY 2023)

11/3/22 12:43 PM

As Of Period: 10/31/2022

LEXINGTON LOCAL SCHOOLS Cash Summary Report

Full Account Code	Description	Initial Cash	MTD Received	FYTD Received	MTD Expended	FYTD Expended	Fund Balance
001-0000	GENERAL FUND	\$ 10,270,343.42	\$ 896,198.76	\$ 9,570,128.10	\$ 2,103,466.75	\$ 8,298,269.22	\$ 11,542,202.30
001-9412	GENERAL BUDGET RESERVE SET- ASIDE-1%/BWC	87,928.97	0.00	0.00	0.00	0.00	87,928.97
002-0000	BOND RETIREMENT FUND	1,539,710.73	0.00	1,457,856.85	0.00	2,179,036.70	818,530.88
003-0000	PERMANENT IMPROVEMENT FUND	157,326.37	0.00	323,512.12	122,942.58	325,381.96	155,456.53
004-0000	LFI BUILDING FUND	3,783,948.86	8,206.18	18,229.49	461,670.73	1,540,557.84	2,261,620.51
006-0000	FOOD SERVICE FUND	335,154.02	61,922.76	127,714.28	77,397.57	232,405.88	230,462.42
007-9100	LEXINGTON MINUTEMEN ACADEMIC SCHOLARSHIP FUND	135,500.02	112.88	4,127.38	0.00	1,150.00	138,477.40
010-0000	CLASSROOM FACILITIES CONSTRUCTION FUND	8,914,173.95	6,889.24	24,189.87	2,596,141.45	7,039,691.37	1,898,672.45
018-9100	HIGH SCHOOL PRINCIPAL'S FUND	0.00	654.66	1,304.06	1,572.75	1,657.62	(353.56)
018-9101	HIGH SCHOOL FLOWER FUND	0.61	0.00	0.00	0.00	0.00	0.61
018-9200	JUNIOR HIGH PRINCIPAL'S FUND	7,955.81	733.08	(204.42)	0.00	772.50	6,978.89
018-9300	EASTERN PRINCIPAL'S FUND	2,492.63	10.00	1,522.92	152.62	152.62	3,862.93
018-9301	EASTERN ELEMENTARY BOOKFAIR/BOXTOPS FUND	3,616.00	0.00	0.00	0.00	186.83	3,429.17
018-9302	EASTERN ELEMENTARY MATH	1,036.52	0.00	0.00	0.00	0.00	1,036.52
018-9303	EASTERN RUN CLUB	379.86	0.00	1,060.00	138.13	138.13	1,301.73
018-9400	CENTRAL PRINCIPAL'S FUND	6,831.69	96.00	1,747.62	0.00	91.78	8,487.53
018-9401	CENTRAL ELEMENTARY BOOKFAIR FUND	4,379.76	4.00	6.70	0.00	0.00	4,386.46
018-9402	CENTRAL ELEMENTARY ART	1,941.37	0.00	0.00	0.00	0.00	1,941.37
018-9500	WESTERN PRINCIPAL'S FUND	19,405.20	364.00	2,474.52	713.91	1,624.73	20,254.99
018-9501	WESTERN ELEMENTARY BOOKFAIR/BOXTOPS FUND	4,405.06	15.00	15.00	53.32	131.83	4,288.23
018-9503	WESTERN ELEMENTARY ART	1,986.42	0.00	0.00	1,174.12	1,174.12	812.30
018-9901	JUNIOR HIGH TEACHER ADVISORY FUND	109.25	0.00	0.00	0.00	13.95	95.30
019-9001	ACADEMIC BOOSTERS GRANTS	769.07	0.00	0.00	0.00	0.00	769.07
019-9121	CENTRAL ELEMENTARY PTO GRANTS	1,845.70	14.42	26.74	0.00	0.00	1,872.44
019-9122	EASTERN ELEMENTARY PTO GRANTS	2,495.94	14.41	1,026.73	0.00	0.00	3,522.67
019-9123	WESTERN ELEMENTARY PTO GRANTS	3,233.76	14.41	2,026.72	0.00	0.00	5,260.48
019-9200	RICHLAND COUNTY FOUNDATION GRANT PLAYGROUND	200.00	0.00	0.00	0.00	0.00	200.00
019-9226	RICH CO FOUND GRANT-SCIENCE ENRICH FIELD TRIP	344.55	0.00	0.00	0.00	0.00	344.55
019-9227	RICH CO FOUND GRANT-CAREER BOOKS AND ACTIVITIES	0.00	0.00	532.00	0.00	0.00	532.00
019-9228	RICH CO FOUND GRANT-SOCIAL STUDIES MAKERSPACE	0.00	0.00	1,490.34	1,472.82	1,472.82	17.52
019-9301	RICH CO FOUND/SECO ROBOTICS GRANT (HEIMANN)	31.72	0.00	0.00	0.00	0.00	31.72
019-9302	RICH CO RETIRED TEACHERS ASSOC	150.00	0.00	0.00	0.00	0.00	150.00
019-9304	RICHLAND CO RETIRED TEACHERS -	200.00	0.00	0.00	0.00	0.00	200.00

Reporting Period: October 2022 (FY 2023)

11/3/22 12:43 PM

As Of Period: 10/31/2022

LEXINGTON LOCAL SCHOOLS Cash Summary Report

Full Account Code	Description	Initial Cash	MTD Received	FYTD Received	MTD Expended	FYTD Expended	Fund Balance
	HS ENGLISH						
022-9601	OHSAA TOURNAMENT AGENCY FUND	\$ 15,697.03	\$ 0.00	\$ (14,924.85)	\$ 726.85	\$ 4,439.78	\$ (3,667.60)
024-0000	EMPLOYEE BENEFITS FUND FOR MEDICAL/DENTAL	602,251.69	436,807.70	1,757,405.45	398,291.41	1,829,398.34	530,258.80
034-0000	OFCC PROJECT MAINTENANCE FUND	466,338.41	0.00	79,425.58	0.00	1,263.52	544,500.47
200-9101	HIGH SCHOOL ART CLUB	372.46	0.00	0.00	0.00	0.00	372.46
200-9102	HIGH SCHOOL DRAMA CLUB	24,795.32	0.00	0.00	0.00	620.00	24,175.32
200-9103	HIGH SCHOOL MATH CLUB	52.70	0.00	0.00	0.00	0.00	52.70
200-9104	HIGH SCHOOL LEADERSHIP COUNCIL	681.50	0.00	0.00	0.00	0.00	681.50
200-9105	HIGH SCHOOL FRENCH CLUB	364.75	80.00	80.00	0.00	0.00	444.75
200-9107	HIGH SCHOOL SPANISH CLUB	688.50	0.00	0.00	0.00	0.00	688.50
200-9108	HIGH SCHOOL LEO CLUB	1,952.01	185.84	185.84	0.00	0.00	2,137.85
200-9114	HIGH SCHOOL STUDENT COUNCIL FUND	3,541.88	720.00	720.00	497.80	543.75	3,718.13
200-9115	HIGH SCHOOL KEY CLUB	1,789.17	0.00	0.00	0.00	0.00	1,789.17
200-9116	HIGH SCHOOL CHESS CLUB	321.00	0.00	0.00	0.00	0.00	321.00
200-9119	HIGH SCHOOL YEARBOOK FUND	48,496.71	2,675.00	5,523.00	12,764.56	12,804.80	41,214.91
200-9120	HIGH SCHOOL JOURNALISM FUND	505.44	0.00	0.00	0.00	0.00	505.44
200-9121	HIGH SCHOOL NATIONAL HONOR SOCIETY	0.00	(2,043.00)	2,350.00	2,586.50	2,971.50	(621.50)
200-9201	JUNIOR HIGH ART CLUB	647.48	0.00	0.00	0.00	0.00	647.48
200-9204	JUNIOR HIGH STUDENT COUNCIL FUND	1,346.98	357.00	357.00	55.60	55.60	1,648.38
200-9205	JUNIOR HIGH LIBRARY CLUB	77.65	0.00	0.00	0.00	0.00	77.65
200-9301	EASTERN ELEMENTARY STUDENT ACTIVITY FUND	1,281.57	0.00	0.00	0.00	0.00	1,281.57
200-9302	EASTERN ELEMENTARY ROBOTICS FUND	575.16	0.00	0.00	0.00	0.00	575.16
200-9611	HIGH SCHOOL INFORMED TEENS FUND	903.63	0.00	0.00	0.00	0.00	903.63
200-9612	JUNIOR HIGH INFORMED TEENS FUND	1,053.92	0.00	0.00	0.00	0.00	1,053.92
300-9115	JAZZ BAND	1,512.61	0.00	0.00	0.00	754.99	757.62
300-9116	CHOIR	1,284.95	0.00	0.00	0.00	0.00	1,284.95
300-9206	JUNIOR HIGH PHYS ED DEPARTMENT FUND	3,045.75	0.00	246.00	0.00	0.00	3,291.75
300-9210	JR HIGH INSTRUMENTAL	41.03	0.00	0.00	0.00	0.00	41.03
300-9600	ATHLETIC FUND	9,232.36	19,484.00	137,773.34	13,901.50	99,429.35	47,576.35
300-9601	ATHLETIC CAPITAL FUND	81,136.66	0.00	12,000.00	0.00	0.00	93,136.66
300-9602	ORCHESTRA	63.22	0.00	0.00	0.00	0.00	63.22
300-9603	ELEMENTARY MUSIC	1,572.09	0.00	0.00	0.00	0.00	1,572.09
300-9605	BAND	232.95	0.00	0.00	0.00	0.00	232.95
451-9022	Network Connectivity FY2022	0.00	0.00	0.00	(9,000.00)	0.00	0.00
451-9023	DATA COMMUNICATION FUND	0.00	4,500.00	4,500.00	9,000.00	9,000.00	(4,500.00)

Reporting Period: October 2022 (FY 2023)

11/3/22 12:43 PM

As Of Period: 10/31/2022

LEXINGTON LOCAL SCHOOLS
Cash Summary Report

Full Account Code	Description	Initial Cash	MTD Received	FYTD Received	MTD Expended	FYTD Expended	Fund Balance
467-0000	STUDENT WELLNESS AND SUCCESS FUND	\$ 0.00	\$ 0.00	\$ 0.00	\$ 0.00	\$ 0.00	\$ 0.00
499-9121	SCHOOL BUS PURCHASE PROGRAM	0.00	0.00	0.00	0.00	0.00	0.00
507-9022	ESSER ARP FUNDING	(80,743.35)	0.00	153,457.65	304,423.70	483,373.97	(410,659.67)
507-9921	ESSER II FUNDING	0.00	0.00	11,376.00	150.00	11,526.00	(150.00)
516-9022	IDEA-B SPECIAL EDUCATION FY22	(113,767.74)	0.00	117,767.30	(450.00)	3,999.56	0.00
516-9023	IDEA PART B GRANTS	0.00	61,532.62	61,532.62	65,385.22	94,259.56	(32,726.94)
516-9922	IDEA PART B GRANTS	(5,510.87)	0.00	5,510.87	(769.90)	0.00	0.00
572-9021	TITLE I FY21	0.00	0.00	0.00	0.00	0.00	0.00
572-9022	TITLE I FY22	(37,107.86)	0.00	43,774.96	0.00	6,667.10	0.00
572-9023	TITLE I DISADVANTAGED CHILDREN	0.00	54,369.36	54,369.36	33,019.81	83,057.20	(28,687.84)
572-9922	TITLE I DISADVANTAGED CHILDREN	0.00	0.00	7,000.00	0.00	7,000.00	0.00
584-9023	TITLE IV, PART A, STUDENT SUPPORT AND ACADEMIC ENRICHMENT PROGRAMS	0.00	0.00	0.00	0.00	26,154.52	(26,154.52)
587-9023	IDEA PRESCHOOL-HANDICAPPED	0.00	451.40	451.40	1,540.40	1,540.40	(1,089.00)
587-9922	IDEA PRESCHOOL-HANDICAPPED	(2,313.40)	0.00	2,313.40	0.00	0.00	0.00
590-9023	IMPROVING TEACHER QUALITY	0.00	9,206.96	9,206.96	9,206.96	18,413.92	(9,206.96)
599-9023	MISCELLANEOUS FED. GRANT FUND	0.00	47,992.94	47,992.94	0.00	0.00	47,992.94
Grand Total		\$ 26,320,310.62	\$ 1,611,569.62	\$ 14,039,181.84	\$ 6,208,227.16	\$ 22,321,183.76	\$ 18,038,308.70

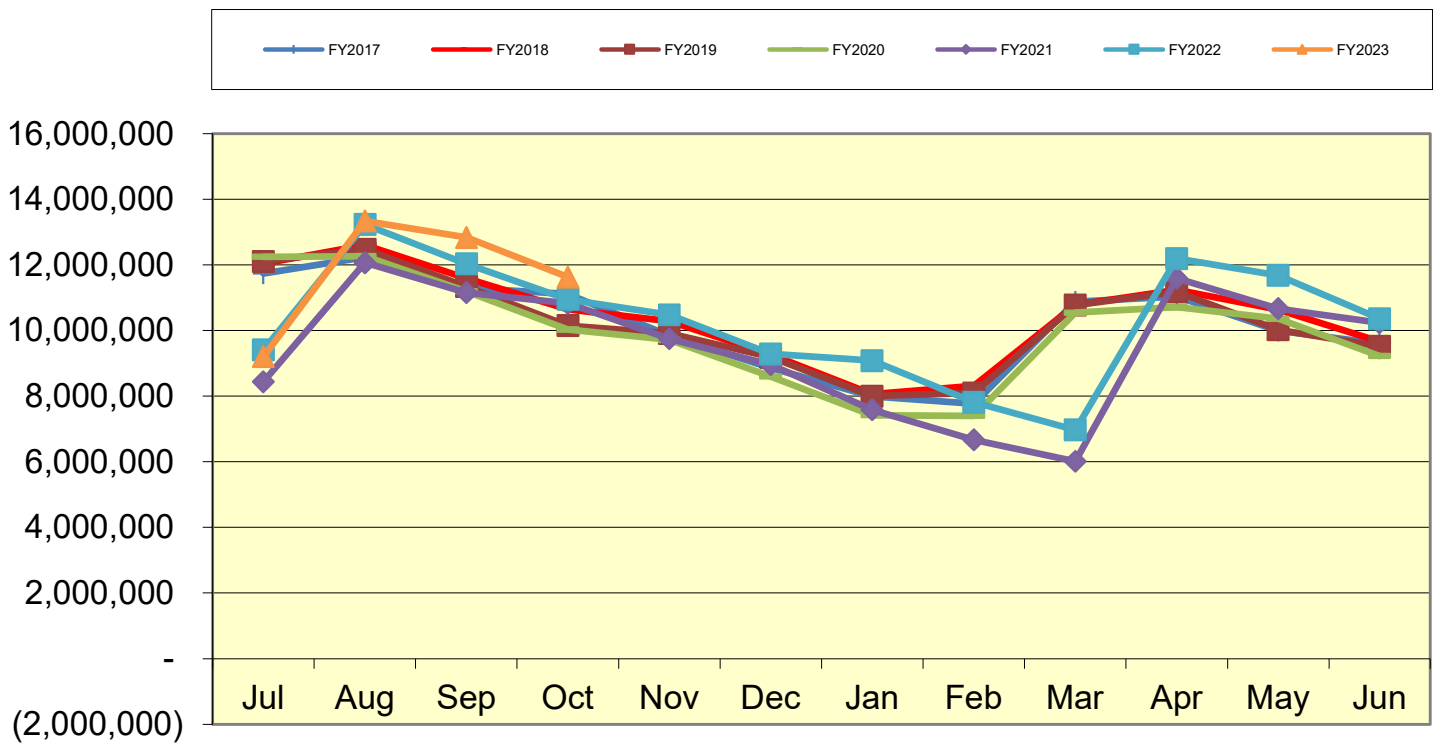
LEXINGTON LOCAL SCHOOLS Spending Plan Summary

ODE Line Number	Monthly Estimate	Monthly Actual	Monthly Difference	FYTD Estimate	FYTD Actual	FYTD Difference
01.010 General Property (Real Estate)	\$ 0.00	\$ 0.00	\$ 0.00	\$ 4,900,000.00	\$ 4,846,201.10	\$ (53,798.90)
01.020 Tangible Personal Property Tax	0.00	0.00	0.00	435,000.00	467,255.11	32,255.11
01.030 Income Tax	0.00	0.00	0.00	0.00	0.00	0.00
01.035 Unrestricted Grants-in-Aid	755,000.00	712,649.62	(42,350.38)	2,942,844.00	2,933,456.68	(9,387.32)
01.040 Restricted Grants-in-Aid	6,000.00	41,558.97	35,558.97	58,142.00	162,029.56	103,887.56
01.045 Restricted Federal Grants-in-Aid - SFSF	0.00	0.00	0.00	0.00	0.00	0.00
01.050 Property Tax Allocation	3,500.00	0.00	(3,500.00)	52,000.00	882,356.60	830,356.60
01.060 All Other Operating Revenue	100,000.00	141,990.17	41,990.17	172,390.00	264,026.67	91,636.67
01.070 Total Revenue	864,500.00	896,198.76	31,698.76	8,560,376.00	9,555,325.72	994,949.72
02.010 Proceeds from Sale of Notes	0.00	0.00	0.00	0.00	0.00	0.00
02.020 State Emergency Loans & Advancements (Approved)	0.00	0.00	0.00	0.00	0.00	0.00
02.040 Operating Transfers-In	0.00	0.00	0.00	0.00	0.00	0.00
02.050 Advances-In	0.00	0.00	0.00	0.00	0.00	0.00
02.060 All Other Financial Sources	0.00	0.00	0.00	30,526.00	14,802.38	(15,723.62)
02.070 Total Other Financing Sources	0.00	0.00	0.00	30,526.00	14,802.38	(15,723.62)
02.080 Total Revenues and Other Financing Sources	864,500.00	896,198.76	31,698.76	8,590,902.00	9,570,128.10	979,226.10
03.010 Personal Services	1,150,000.00	1,247,295.94	97,295.94	4,479,728.00	4,725,790.51	246,062.51
03.020 Employees' Retirement/Insurance Benefits	585,000.00	558,081.65	(26,918.35)	2,301,000.00	2,308,415.84	7,415.84
03.030 Purchased Services	150,000.00	168,319.37	18,319.37	680,360.00	654,894.98	(25,465.02)
03.040 Supplies and Materials	50,000.00	125,311.40	75,311.40	228,326.00	454,035.30	225,709.30
03.050 Capital Outlay	1,000.00	2,566.66	1,566.66	6,110.00	19,777.40	13,667.40
03.060 Intergovernmental	0.00	0.00	0.00	0.00	0.00	0.00
04.010 Debt Service: All Principal (Historical)	0.00	0.00	0.00	0.00	0.00	0.00
04.020 Debt Service: Principal-Notes	0.00	0.00	0.00	0.00	0.00	0.00
04.030 Debt Service: Principal - State Loans	0.00	0.00	0.00	0.00	0.00	0.00
04.040 Debt Service: Principal - State Advancements	0.00	0.00	0.00	0.00	0.00	0.00
04.050 Debt Service: Principal - HB 264 Loans	0.00	0.00	0.00	0.00	0.00	0.00
04.055 Debt Service: Principal - Other	0.00	0.00	0.00	0.00	0.00	0.00
04.060 Debt Service: Interest and Fiscal Charges	0.00	0.00	0.00	0.00	0.00	0.00
04.300 Other Objects	4,500.00	1,891.73	(2,608.27)	117,800.00	135,355.19	17,555.19
04.500 Total Expenditures	1,940,500.00	2,103,466.75	162,966.75	7,813,324.00	8,298,269.22	484,945.22
05.010 Operational Transfers - Out	0.00	0.00	0.00	0.00	0.00	0.00
05.020 Advances - Out	0.00	0.00	0.00	0.00	0.00	0.00
05.030 All Other Financing Uses	0.00	0.00	0.00	0.00	0.00	0.00
05.040 Total Other Financing Uses	0.00	0.00	0.00	0.00	0.00	0.00
05.050 Total Expenditure and Other Financing Uses	1,940,500.00	2,103,466.75	162,966.75	7,813,324.00	8,298,269.22	484,945.22
06.010 Excess Rev & Oth Financing Sources over(under) Exp & Oth F	(1,076,000.00)	(1,207,267.99)	(131,267.99)	777,578.00	1,271,858.88	494,280.88
07.010 Cash Balance-July1 -Excluding Proposed Renew/Replace & New	0.00	12,837,399.26	12,837,399.26	10,358,272.00	10,358,272.39	0.39
07.020 Cash Balance June 30	(1,076,000.00)	11,630,131.27	12,706,131.27	11,135,850.00	11,630,131.27	494,281.27
08.010 Estimated Encumbrances June 30	(200,000.00)	2,440,030.97	2,640,030.97	2,300,000.00	2,440,030.97	140,030.97

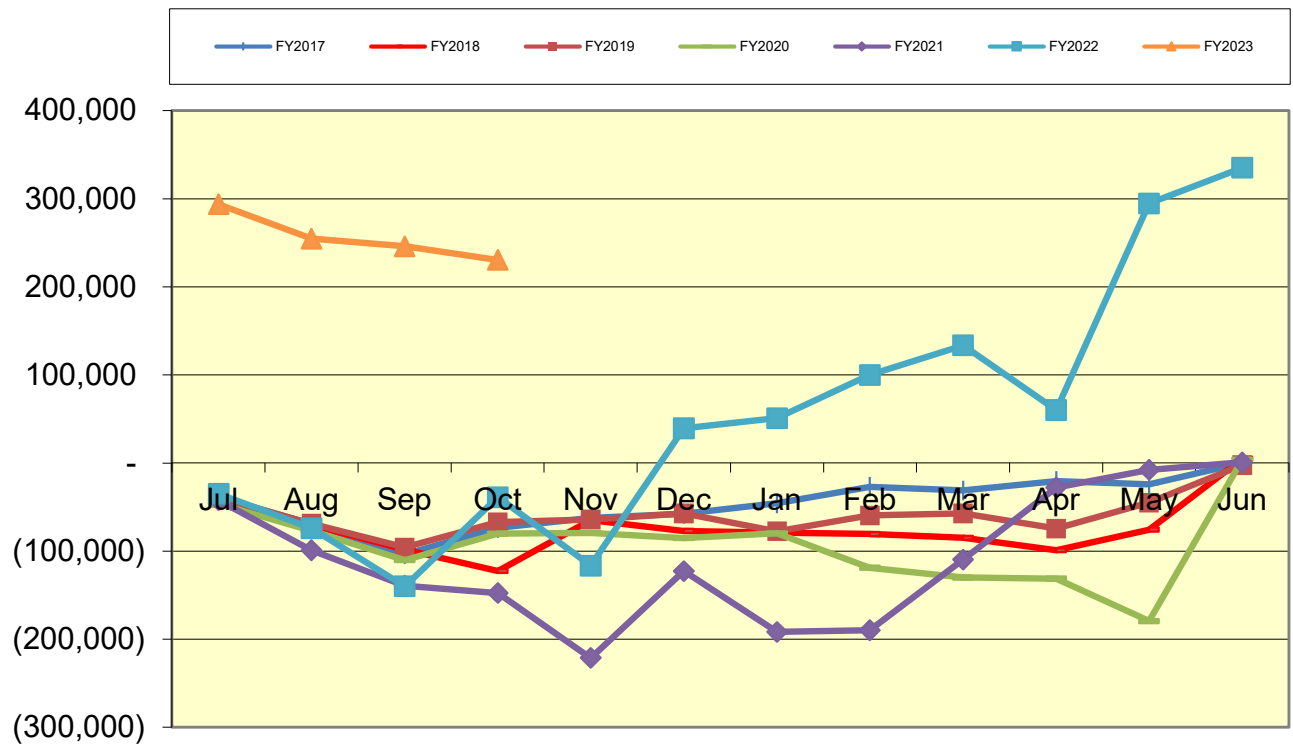
**LEXINGTON LOCAL SCHOOL DISTRICT
GENERAL FUND ONLY 2022-2023
SUMMARY OF RECEIPTS AND EXPENDITURES - FIVE YEAR FORECAST FORMAT**

LINE 7.010	BEGINNING CASH BALANCE		\$ 10,358,272		
	10/31/2022	FISCAL YEAR TO DATE Estimate	FISCAL YEAR TO DATE Actual	VARIANCE Estimate vs. Actual	PERCENT of VARIANCE
REVENUES					
LINE 1.010	Real Estate Tax	\$ 4,900,000	\$ 4,846,201	(\$53,799)	-1.10%
LINE 1.020	Personal Property Tax	\$ 435,000	\$ 467,255	\$32,255	7.41%
LINE 1.030	Income Tax	\$ -	\$ -	\$0	
LINE 1.035	State Funding	\$ 2,942,844	\$ 2,933,457	(\$9,387)	-0.32%
LINE 1.040	Career Tech / Economic Disadv.	\$ 58,142	\$ 162,029	\$103,887	178.68%
LINE 1.050	Property Tax Allocation	\$ 52,000	\$ 882,357	\$830,357	1596.84%
LINE 1.060	Other Operating Revenue	\$ 172,390	\$ 264,027	\$91,637	53.16%
LINE 1.070	TOTAL REVENUE	\$ 8,560,376	\$ 9,555,326	\$994,950	11.62%
LINE 2.01	Proceeds from Notes	\$ -	\$ -	\$0	
LINE 2.04	Transfers In	\$ -	\$ -	\$0	
LINE 2.050	Advances In	\$ -	\$ -	\$0	#DIV/0!
LINE 2.060	Other Financing Sources	\$ 30,526	\$ 14,802	(\$15,724)	-51.51%
LINE 2.070	TOTAL OTHER SOURCES	\$ 30,526	\$ 14,802	(\$15,724)	-51.51%
LINE 2.080	TOTAL REVENUES & Sources	\$ 8,590,902	\$ 9,570,128	\$979,226	11.40%
EXPENSES					
LINE 3.010	Salaries	\$ 4,479,728	\$ 4,725,791	(\$246,063)	-5.49%
LINE 3.020	Retirement and Benefits	\$ 2,301,000	\$ 2,308,416	(\$7,416)	-0.32%
LINE 3.030	Purchased Services	\$ 680,360	\$ 654,895	\$25,465	3.74%
LINE 3.040	Supplies and Materials	\$ 228,326	\$ 454,035	(\$225,709)	-98.85%
LINE 3.050	Capital Outlay and Equipment	\$ 6,110	\$ 19,777	(\$13,667)	-223.68%
LINE 3.06	INTERGOVERNMENTAL	\$ -	\$ -	\$0	
LINE 4.020	DEBT SERVICE - Notes	\$ -	\$ -	\$0	
LINE 4.060	DEBT SERVICE - Interest charges	\$ -	\$ -	\$0	
LINE 4.300	Other Objects	\$ 117,800	\$ 135,355	(\$17,555)	-14.90%
LINE 4.500	TOTAL EXPENDITURES	\$ 7,813,324	\$ 8,298,269	(\$484,945)	-6.21%
LINE 5.00	TRANSFERS OUT	\$ -	\$ -	\$0	
LINE 5.02	ADVANCES OUT	\$ -	\$ -	\$0	
LINE 5.03	ALL OTHER USES	\$ -	\$ -	\$0	
LINE 5.040	TOTAL OTHER USES	\$ -	\$ -	\$0	
LINE 5.050	TOTAL EXPENDITURES & USES	\$ 7,813,324	\$ 8,298,269	(\$484,945)	-6.21%
		Estimate	Actual	Variance	
LINE 6.010	REVENUES OVER EXPENSES	\$ 777,578	\$ 1,271,859	\$494,281	
LINE 7.020	ENDING CASH BALANCE	\$ 11,135,850	\$ 11,630,131	\$494,281	
	Less Reserves	\$ (87,929)	\$ (87,929)	\$ -	
LINE 8.010	Less Outstanding Encumbrances	\$ (2,300,000)	\$ (2,440,031)	\$ (140,031)	6.09%
LINE 15.010	Unreserved Fund Balance	\$ 8,747,921	\$ 9,102,171	\$354,250	4.05%
	Salaries/Benefits as % of Revenue	Estimate 79.2%	Actual 73.6%	Benchmark Yr. End 80.1% or below	
	True Days Cash - Calendar Days on which can operate	138	135	90 or above optimal	

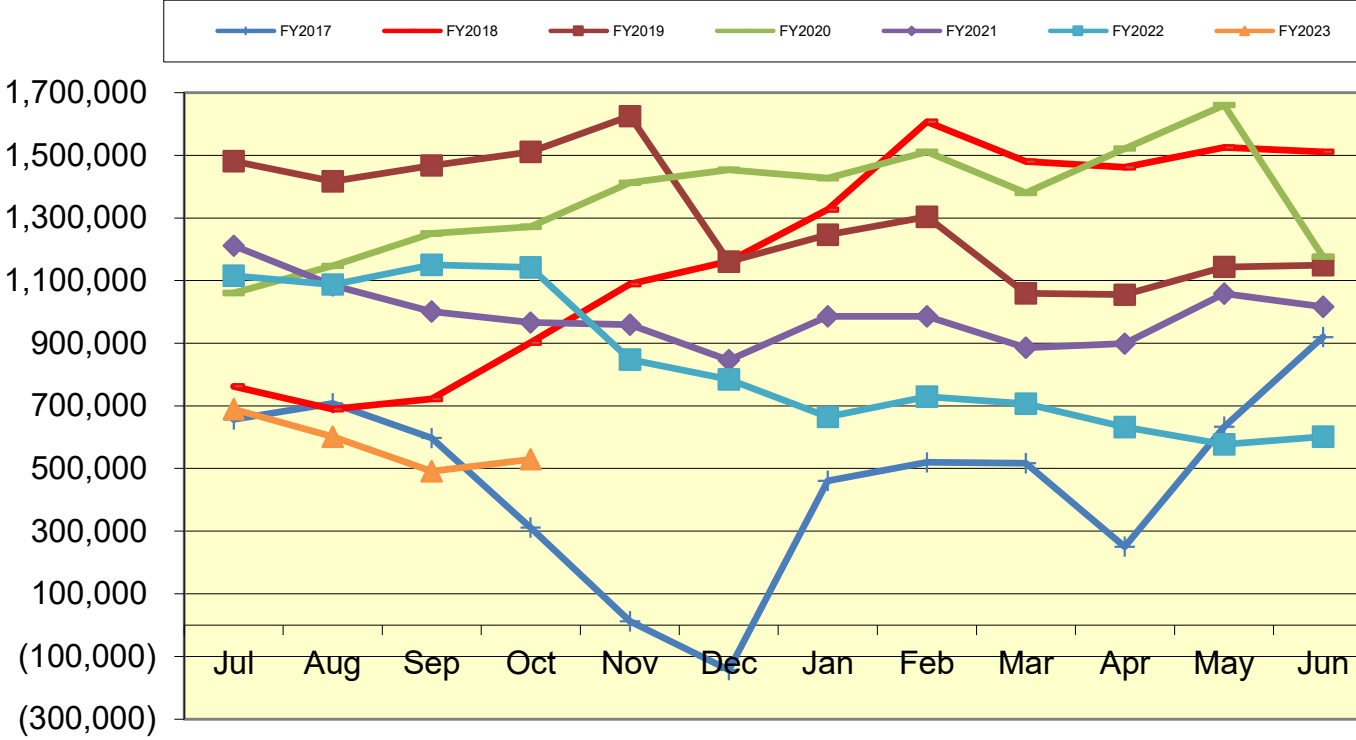
Lexington Local Schools General Fund Cash Balance



Lexington Local Schools Food Service Fund Cash Balance



Lexington Local Schools Employee Benefits Fund Cash Balance



Lexington Local Schools

Permanent Improvement Fund 10/31/2022

	Budgeted Amount	Actual Fiscal Year Expended	Current Encumbrances	Expenses / Encumbrances Over/Under Estimate	Remaining Estimated PI Project Costs																																				
Instruction and Administration																																									
Western Elementary Equipment/Materials	\$ 2,219.00	\$ 1,889.33	\$ -	\$329.67	\$329.67																																				
Eastern Elementary Equipment/Materials	\$ 4,000.00	\$ -	\$ 4,000.00	\$0.00	\$0.00																																				
Central Elementary Equipment/Materials	\$ 1,499.00	\$ 1,169.33	\$ -	\$329.67	\$329.67																																				
High School Platform Lift	\$ 37,250.00	\$ -	\$ 37,250.00	\$0.00	\$0.00																																				
High School Genesis Mobile Stairlift	\$ 2,999.99	\$ -	\$ 2,999.99	\$0.00	\$0.00																																				
Board Office Equipment/Materials	\$ 9,305.90	\$ -	\$ 9,305.90	\$0.00	\$0.00																																				
Maintenance/Security																																									
New Maintenance Garage	\$ 75,000.00	\$ 22,518.40	\$ 572.12	\$51,909.48	\$51,909.48																																				
Ride-On Scrubber	\$ 23,615.00	\$ -	\$ 23,615.00	\$0.00	\$0.00																																				
Window Security Film and Door Security	\$ 21,000.00	\$ 637.68	\$ 20,497.00	(\$134.68)	(\$134.68)																																				
New Maintenance Truck	\$ 38,285.00	\$ 38,285.00	\$ -	\$0.00	\$0.00																																				
7-12 Building Water Softener	\$ 50,016.00	\$ 17,950.00	\$ 32,066.00	\$0.00	\$0.00																																				
Transportation																																									
New buses	\$ 170,976.00	\$ -	\$ 170,976.00	\$0.00	\$0.00																																				
New vans	\$ 74,335.00	\$ 74,335.00	\$ -	\$0.00	\$0.00																																				
Technology																																									
Computers, servers, tech equip., etc.	\$ 150,000.00	\$ 132,936.50	\$ 68,095.02	(\$51,031.52)	(\$51,031.52)																																				
Food Service																																									
Food Service Equipment	\$ -	\$ -	\$ -	\$0.00	\$0.00																																				
Athletics and Student Activities																																									
HS Athletics/Marching Band Equipment	\$ 50,000.00	\$ 20,651.32	\$ 9,930.00	\$19,418.68	\$19,418.68																																				
Fieldhouse Fire Alarm System	\$ 19,601.27	\$ 9,800.63	\$ 7,733.64	\$2,067.00	\$2,067.00																																				
Fees																																									
Tax Collection Fees	\$ 14,500.00	\$ 5,208.77	\$ -	\$9,291.23	\$9,291.23																																				
Totals																																									
	\$ 744,602.16	\$ 325,381.96	\$ 387,040.67	\$32,179.53	\$32,179.53																																				
Total Budgeted	\$ 744,602.16																																								
<table style="width: 100%; border-collapse: collapse;"> <tr> <td style="width: 45%;">Actual Cash Balance 7/1/22</td> <td style="width: 10%; text-align: right;">\$ 157,326.37</td> <td style="width: 10%;"></td> <td style="width: 10%;"></td> <td style="width: 15%;"></td> <td style="width: 10%;"></td> </tr> <tr> <td>Revenues FY23 - Taxes from levy</td> <td style="text-align: right;">\$ 323,512.12</td> <td></td> <td></td> <td></td> <td></td> </tr> <tr> <td>Expenditures FY23</td> <td style="text-align: right;">\$ (325,381.96)</td> <td></td> <td></td> <td></td> <td></td> </tr> <tr> <td>Current Cash Balance</td> <td style="text-align: right;">\$155,456.53</td> <td></td> <td></td> <td></td> <td></td> </tr> <tr> <td>Current Encumbrances</td> <td style="text-align: right;">\$ (387,040.67)</td> <td></td> <td></td> <td></td> <td></td> </tr> <tr> <td>Available Balance</td> <td style="text-align: right;">(\$231,584.14)</td> <td></td> <td></td> <td></td> <td></td> </tr> </table>						Actual Cash Balance 7/1/22	\$ 157,326.37					Revenues FY23 - Taxes from levy	\$ 323,512.12					Expenditures FY23	\$ (325,381.96)					Current Cash Balance	\$155,456.53					Current Encumbrances	\$ (387,040.67)					Available Balance	(\$231,584.14)				
Actual Cash Balance 7/1/22	\$ 157,326.37																																								
Revenues FY23 - Taxes from levy	\$ 323,512.12																																								
Expenditures FY23	\$ (325,381.96)																																								
Current Cash Balance	\$155,456.53																																								
Current Encumbrances	\$ (387,040.67)																																								
Available Balance	(\$231,584.14)																																								
<table style="width: 100%; border-collapse: collapse;"> <tr> <td style="width: 45%;">Remaining Estimated Revenues FY23 - Taxes from levy</td> <td style="width: 10%; text-align: right;">\$ 426,487.88</td> <td style="width: 10%;"></td> <td style="width: 10%;"></td> <td style="width: 15%;"></td> <td style="width: 10%;"></td> </tr> <tr> <td>Less: Remaining Estimated PI Project Costs</td> <td style="text-align: right;">(\$32,179.53)</td> <td></td> <td></td> <td></td> <td></td> </tr> <tr> <td>6/30/23 Estimated Unencumbered Carryover</td> <td style="text-align: right;">\$ 162,724.21</td> <td></td> <td></td> <td></td> <td></td> </tr> </table>						Remaining Estimated Revenues FY23 - Taxes from levy	\$ 426,487.88					Less: Remaining Estimated PI Project Costs	(\$32,179.53)					6/30/23 Estimated Unencumbered Carryover	\$ 162,724.21																						
Remaining Estimated Revenues FY23 - Taxes from levy	\$ 426,487.88																																								
Less: Remaining Estimated PI Project Costs	(\$32,179.53)																																								
6/30/23 Estimated Unencumbered Carryover	\$ 162,724.21																																								

Lexington Local Schools

Food Service Fund 2022-23 vs. 2021-2022 vs. 2020-2021

							Beginning Balance 7/1/22	\$ 335,154
2022-2023 Through 10/31/22								
<i>Revenues</i>	District-Wide	HS/JH	Junior High	Eastern	Central	Western	Total	
Student Type A, Ezpay, Misc	\$ -	\$ 54,723	\$ -	\$ 17,091	\$ 15,956	\$ 11,678	\$ 99,448	
Student Break, Milk & A La Carte	\$ -	\$ 16,892	\$ -	\$ 1,525	\$ 1,342	\$ 816	\$ 20,575	
Adult & Misc revenues	\$ 5,570	\$ 1,216	\$ -	\$ 189	\$ 41	\$ 46	\$ 7,062	
State Reimb	\$ -	\$ -	\$ -	\$ -	\$ -	\$ -	\$ -	
Federal Reimb	\$ -	\$ 252	\$ -	\$ 126	\$ 126	\$ 126	\$ 630	
Transfer In	\$ -	\$ -	\$ -	\$ -	\$ -	\$ -	\$ -	
Total Revenues	\$ 5,570	\$ 73,083	\$ -	\$ 18,931	\$ 17,465	\$ 12,666	\$ 127,715	
<i>Expenses</i>								
Wages	\$ 17,632	\$ 57,551	\$ -	\$ 14,106	\$ 11,475	\$ 12,930	\$ 113,694	
Severance	\$ -	\$ -	\$ -	\$ -	\$ -	\$ -	\$ -	
Retirement	\$ 4,452	\$ 12,957	\$ -	\$ 1,975	\$ 4,330	\$ 3,317	\$ 27,031	
Medical	\$ 3,373	\$ 19,214	\$ -	\$ 6,102	\$ 2,804	\$ 6,102	\$ 37,595	
Life, Dent, MC, WC	\$ 442	\$ 1,730	\$ -	\$ 358	\$ 522	\$ 335	\$ 3,387	
Purch Serv, Repairs, Phone, Post	\$ 196	\$ -	\$ -	\$ -	\$ -	\$ -	\$ 196	
Supplies	\$ 1,612	\$ -	\$ -	\$ -	\$ -	\$ -	\$ 1,612	
Food Costs	\$ -	\$ 25,581	\$ -	\$ 13,880	\$ 5,575	\$ 3,855	\$ 48,891	
Equipment	\$ -	\$ -	\$ -	\$ -	\$ -	\$ -	\$ -	
Other Costs	\$ -	\$ -	\$ -	\$ -	\$ -	\$ -	\$ -	
Total Expenses	\$ 27,707	\$ 117,033	\$ -	\$ 36,421	\$ 24,706	\$ 26,539	\$ 232,406	
Net Gain (Loss)	\$ (22,137)	\$ (43,950)	\$ -	\$ (17,490)	\$ (7,241)	\$ (13,873)	\$ (104,691)	
							Ending Cash Balance 10/31/22	\$ 230,463

							Beginning Balance 7/1/21	\$ 808
2020-2021 Through 10/31/21								
<i>Revenues</i>	District-Wide	High School	Junior High	Eastern	Central	Western	Total	
Student Type A, Ezpay, Misc	\$ -	\$ (554)	\$ (374)	\$ 468	\$ 772	\$ 200	\$ 512	
Student Break, Milk & A La Carte	\$ -	\$ 5,676	\$ 2,170	\$ 441	\$ 151	\$ 133	\$ 8,571	
Adult & Misc revenues	\$ 5,967	\$ 661	\$ 259	\$ 242	\$ 165	\$ 10	\$ 7,304	
State Reimb	\$ -	\$ -	\$ -	\$ -	\$ -	\$ -	\$ -	
Federal Reimb	\$ -	\$ 41,671	\$ 28,940	\$ 43,033	\$ 39,267	\$ 33,462	\$ 186,373	
Transfer In	\$ -	\$ -	\$ -	\$ -	\$ -	\$ -	\$ -	
Total Revenues	\$ 5,967	\$ 47,454	\$ 30,995	\$ 44,184	\$ 40,355	\$ 33,805	\$ 202,760	
<i>Expenses</i>								
Wages	\$ 17,049	\$ 32,722	\$ 13,845	\$ 11,149	\$ 10,198	\$ 10,694	\$ 95,657	
Severance	\$ -	\$ -	\$ -	\$ -	\$ -	\$ -	\$ -	
Retirement	\$ 4,092	\$ 8,022	\$ 3,460	\$ 4,741	\$ 2,447	\$ 2,806	\$ 25,568	
Medical	\$ 7,165	\$ 17,410	\$ 2,741	\$ 8,966	\$ 2,741	\$ 2,962	\$ 41,985	
Life, Dent, MC, WC	\$ 471	\$ 1,097	\$ 613	\$ 400	\$ 416	\$ 220	\$ 3,217	
Purch Serv, Repairs, Phone, Post	\$ 1,652	\$ 1,521	\$ 751	\$ 399	\$ 300	\$ 1,739	\$ 6,362	
Supplies	\$ 2,222	\$ -	\$ -	\$ -	\$ -	\$ -	\$ 2,222	
Food Costs	\$ -	\$ 22,839	\$ 8,697	\$ 19,101	\$ 6,419	\$ 10,376	\$ 67,432	
Equipment	\$ -	\$ -	\$ -	\$ -	\$ -	\$ -	\$ -	
Other Costs	\$ -	\$ -	\$ -	\$ -	\$ -	\$ -	\$ -	
Total Expenses	\$ 32,651	\$ 83,611	\$ 30,107	\$ 44,756	\$ 22,521	\$ 28,797	\$ 242,443	
Net Gain (Loss)	\$ (26,684)	\$ (36,157)	\$ 888	\$ (572)	\$ 17,834	\$ 5,008	\$ (39,683)	
							Ending Cash Balance 10/31/21	\$ (38,875)

							Beginning Balance 7/1/20	\$ 3,725
2019-2020 Through 10/31/20								
<i>Revenues</i>	District-Wide	High School	Junior High	Eastern	Central	Western	Total	
Student Type A, Ezpay, Misc	\$ -	\$ (816)	\$ 260	\$ 851	\$ 1,187	\$ 1,155	\$ 2,637	
Student Break, Milk & A La Carte	\$ -	\$ 5,630	\$ 1,243	\$ 1,132	\$ 778	\$ 350	\$ 9,133	
Adult & Misc revenues	\$ 3,123	\$ 792	\$ 211	\$ 233	\$ 157	\$ 29	\$ 4,545	
State Reimb	\$ -	\$ -	\$ -	\$ -	\$ -	\$ -	\$ -	
Federal Reimb	\$ -	\$ 17,548	\$ 8,241	\$ 11,113	\$ 9,795	\$ 7,428	\$ 54,125	
Transfer In	\$ -	\$ -	\$ -	\$ -	\$ -	\$ -	\$ -	
Total Revenues	\$ 3,123	\$ 23,154	\$ 9,955	\$ 13,329	\$ 11,917	\$ 8,962	\$ 70,440	
<i>Expenses</i>								
Wages	\$ 16,549	\$ 34,960	\$ 19,522	\$ 13,923	\$ 11,548	\$ 11,645	\$ 108,147	
Severance	\$ -	\$ -	\$ -	\$ -	\$ -	\$ -	\$ -	
Retirement	\$ 3,972	\$ 11,660	\$ 2,733	\$ 5,579	\$ 3,479	\$ 2,506	\$ 29,929	
Medical	\$ 7,205	\$ 17,527	\$ 5,519	\$ 12,008	\$ 6,762	\$ -	\$ 49,021	
Life, Dent, MC, WC	\$ 464	\$ 1,130	\$ 809	\$ 527	\$ 296	\$ 152	\$ 3,378	
Purch Serv, Repairs, Phone, Post	\$ 940	\$ 430	\$ 579	\$ 1,329	\$ 320	\$ 320	\$ 3,918	
Supplies	\$ 3,304	\$ 9,949	\$ 3,341	\$ 6,168	\$ 2,559	\$ 2,122	\$ 27,443	
Food Costs	\$ -	\$ -	\$ -	\$ -	\$ -	\$ -	\$ -	
Equipment	\$ -	\$ -	\$ -	\$ -	\$ -	\$ -	\$ -	
Other Costs	\$ -	\$ -	\$ -	\$ -	\$ -	\$ -	\$ -	
Total Expenses	\$ 32,434	\$ 75,656	\$ 32,503	\$ 39,534	\$ 24,964	\$ 16,745	\$ 221,836	
Net Gain (Loss)	\$ (29,311)	\$ (52,502)	\$ (22,548)	\$ (26,205)	\$ (13,047)	\$ (7,783)	\$ (151,396)	
							Ending Cash Balance 10/31/20	\$ (147,671)

Start Date: 10/1/2022

End Date: 10/31/2022

LEXINGTON LOCAL SCHOOLS

Disbursement Summary Report

Reference Number	Check Number	Type	Date	Name	Vendor #	Status	Reconcile Date	Void Date	Amount
41540	0	PAYROLL	10/18/2022	LEXINGTON LOCAL SCHOOLS		RECONCILED	10/18/2022		\$ 637,702.07
41609	0	ACCOUNTS_P AYABLE	10/28/2022	MEMO-MID OHIO ESC	900069	RECONCILED	10/28/2022		56,261.40
41368	93124	ACCOUNTS_P AYABLE	10/6/2022	ABIGAIL BUTLER	13851	RECONCILED	10/13/2022		75.00
41361	93125	ACCOUNTS_P AYABLE	10/6/2022	AIRGAS USA, LLC	716	RECONCILED	10/31/2022		162.78
41362	93126	ACCOUNTS_P AYABLE	10/6/2022	ALVAH M. SQUIBB CO., INC.	87	RECONCILED	10/17/2022		129.50
41363	93127	ACCOUNTS_P AYABLE	10/6/2022	AMAZON CAPITAL SERVICES	13575	RECONCILED	10/13/2022		867.47
41364	93128	ACCOUNTS_P AYABLE	10/6/2022	AMERICAN EXPRESS	10314	RECONCILED	10/11/2022		2,507.20
41365	93129	ACCOUNTS_P AYABLE	10/6/2022	AVERY ENTERPRISE S	11381	RECONCILED	10/17/2022		188.00
41366	93130	ACCOUNTS_P AYABLE	10/6/2022	BARNES & NOBLE	2768	RECONCILED	10/12/2022		238.19
41367	93131	ACCOUNTS_P AYABLE	10/6/2022	BRIDGEWAY ACADEMY	11513	RECONCILED	10/17/2022		6,046.00
41369	93132	ACCOUNTS_P AYABLE	10/6/2022	CARDINAL BUS SALES & SERVICE	6515	RECONCILED	10/12/2022		4,137.53
41398	93133	ACCOUNTS_P AYABLE	10/6/2022	CARRIE ROBERTS	12171	RECONCILED	10/11/2022		27.75
41370	93134	ACCOUNTS_P AYABLE	10/6/2022	CENTRAL OHIO MAT COMPANY	11733	RECONCILED	10/12/2022		5,191.21
41371	93135	ACCOUNTS_P AYABLE	10/6/2022	COLE DISTRIBUTING	9752	RECONCILED	10/12/2022		9,671.60
41372	93136	ACCOUNTS_P AYABLE	10/6/2022	COLUMBIA GAS	11662	RECONCILED	10/13/2022		39.52
41373	93137	ACCOUNTS_P AYABLE	10/6/2022	COMDOC INC	13671	RECONCILED	10/12/2022		20,655.00
41374	93138	ACCOUNTS_P AYABLE	10/6/2022	CULLIGAN QUALITY WATER	610	RECONCILED	10/13/2022		37.00
41375	93139	ACCOUNTS_P AYABLE	10/6/2022	EJ THERAPY INC	13137	RECONCILED	10/14/2022		5,531.25
41376	93140	ACCOUNTS_P AYABLE	10/6/2022	ELGIN LOCAL SCHOOLS	13855	RECONCILED	10/13/2022		300.00
41407	93141	ACCOUNTS_P AYABLE	10/6/2022	ELIZABETH A. RIEGEL	10733	RECONCILED	10/13/2022		150.00
41377	93142	ACCOUNTS_P AYABLE	10/6/2022	eLuma, LLC	13844	RECONCILED	10/14/2022		6,764.05
41378	93143	ACCOUNTS_P AYABLE	10/6/2022	FORGET-ME-NOT FLOWER SHOP, INC.	5460	RECONCILED	10/12/2022		268.50
41380	93144	ACCOUNTS_P AYABLE	10/6/2022	HARMON QUALITY CONCRETE, LLC	13837	RECONCILED	10/12/2022		9,600.00
41382	93145	ACCOUNTS_P AYABLE	10/6/2022	HD SUPPLY FACILITIES	6504	RECONCILED	10/13/2022		771.45
41383	93146	ACCOUNTS_P AYABLE	10/6/2022	HERFF JONES	8857	RECONCILED	10/11/2022		12,659.66
41381	93147	ACCOUNTS_P AYABLE	10/6/2022	JAMES HAYES	13087	RECONCILED	10/7/2022		970.35
41384	93148	ACCOUNTS_P AYABLE	10/6/2022	JULIAN & GRUBE, INC.	7084	RECONCILED	10/12/2022		2,200.00

Start Date: 10/1/2022

End Date: 10/31/2022

LEXINGTON LOCAL SCHOOLS

Disbursement Summary Report

Reference Number	Check Number	Type	Date	Name	Vendor #	Status	Reconcile Date	Void Date	Amount
41385	93149	ACCOUNTS_P AYABLE	10/6/2022	KELL ACE HARDWARE	8329	RECONCILED	10/18/2022		\$ 52.80
41386	93150	ACCOUNTS_P AYABLE	10/6/2022	KIMBALL MIDWEST	11066	RECONCILED	10/12/2022		61.95
41390	93151	ACCOUNTS_P AYABLE	10/6/2022	KRISTEN McPEEK	10355	RECONCILED	10/13/2022		132.69
41387	93152	ACCOUNTS_P AYABLE	10/6/2022	LAKESHORE LEARNING MATERIALS	2609	RECONCILED	10/12/2022		150.01
41388	93153	ACCOUNTS_P AYABLE	10/6/2022	MAGNIFICAT HIGH SCHOOL	13854	RECONCILED	10/13/2022		325.00
41379	93154	ACCOUNTS_P AYABLE	10/6/2022	McGRAW- HILL COMPANIES	797277	OUTSTANDIN G			6,210.00
41389	93155	ACCOUNTS_P AYABLE	10/6/2022	MCGRAW- HILL EDUCATION INC	7666	RECONCILED	10/13/2022		1,097.91
41391	93156	ACCOUNTS_P AYABLE	10/6/2022	MENARDS	10810	RECONCILED	10/25/2022		802.27
41392	93157	ACCOUNTS_P AYABLE	10/6/2022	N2Y	8689	RECONCILED	10/12/2022		1,228.01
41397	93158	ACCOUNTS_P AYABLE	10/6/2022	NCS PEARSON, INC.	9497	RECONCILED	10/11/2022		130.60
41393	93159	ACCOUNTS_P AYABLE	10/6/2022	NOTABLE INC	13848	OUTSTANDIN G			5,100.00
41394	93160	ACCOUNTS_P AYABLE	10/6/2022	NOVA LUNA EDUC & CONSULTIN G	11942	RECONCILED	10/17/2022		1,215.00
41395	93161	ACCOUNTS_P AYABLE	10/6/2022	O.E. MEYER COMPANY	10829	RECONCILED	10/19/2022		363.31
41396	93162	ACCOUNTS_P AYABLE	10/6/2022	ON DEMAND STORAGE LLC	13797	RECONCILED	10/12/2022		263.00
41399	93163	ACCOUNTS_P AYABLE	10/6/2022	RUMPKE	11508	RECONCILED	10/13/2022		436.84
41400	93164	ACCOUNTS_P AYABLE	10/6/2022	SAFELITE FULLFILLME NT INC	10529	RECONCILED	10/12/2022		249.99
41401	93165	ACCOUNTS_P AYABLE	10/6/2022	SAM'S CLUB DIRECT	5566	RECONCILED	10/12/2022		152.62
41402	93166	ACCOUNTS_P AYABLE	10/6/2022	SCHOLASTIC INC.	7518	RECONCILED	10/18/2022		1,598.24
41403	93167	ACCOUNTS_P AYABLE	10/6/2022	SCHOOL HEALTH CORPORATIO N	7533	RECONCILED	10/11/2022		553.17
41404	93168	ACCOUNTS_P AYABLE	10/6/2022	SCHOOL SPECIALTY	6538	RECONCILED	10/19/2022		4,099.49
41405	93169	ACCOUNTS_P AYABLE	10/6/2022	SHOOK CONSTRUCTI ON CO	13525	RECONCILED	10/13/2022		2,080,366.18
41406	93170	ACCOUNTS_P AYABLE	10/6/2022	SIESEL DISTRIBUTIN G	10297	RECONCILED	10/12/2022		250.44
41408	93171	ACCOUNTS_P AYABLE	10/6/2022	STANTON SHEET MUSIC	22	RECONCILED	10/13/2022		866.70
41410	93172	ACCOUNTS_P AYABLE	10/6/2022	TRANSPORTA TION ACCESSORIE S CO.	819	RECONCILED	10/12/2022		2,227.25
41411	93173	ACCOUNTS_P	10/6/2022	TREASURER,	9906	RECONCILED	10/13/2022		5,399.70

Start Date: 10/1/2022

End Date: 10/31/2022

LEXINGTON LOCAL SCHOOLS

Disbursement Summary Report

Reference Number	Check Number	Type	Date	Name	Vendor #	Status	Reconcile Date	Void Date	Amount
41412	93174	ACCOUNTS_P AYABLE	10/6/2022	STATE OF OHIO TRUCK SALES & SERVICE, INC.	8892	RECONCILED	10/13/2022		\$ 3,922.93
41413	93175	ACCOUNTS_P AYABLE	10/6/2022	USI, INC.	3933	RECONCILED	10/13/2022		22.99
41409	93176	ACCOUNTS_P AYABLE	10/6/2022	VICKIE STIMA	9690	RECONCILED	10/11/2022		97.32
41414	93177	ACCOUNTS_P AYABLE	10/6/2022	VILLAGE OF LEXINGTON	704	RECONCILED	10/13/2022		2,762.92
41415	93178	ACCOUNTS_P AYABLE	10/6/2022	WOLFF BROS. SUPPLY, INC.	8585	RECONCILED	10/12/2022		29.75
41417	93179	REFUND	10/6/2022	BOB & REBECCA MATNEY	11657	OUTSTANDIN G			115.00
41418	93180	REFUND	10/6/2022	JENI REAMSNIDE R	11937	OUTSTANDIN G			20.00
41416	93181	REFUND	10/6/2022	TOUBY & CHARITY HAMLER	13095	RECONCILED	10/18/2022		160.00
41419	93182	ACCOUNTS_P AYABLE	10/6/2022	HEATHER NOLAND	10520	RECONCILED	10/11/2022		25.00
41420	93183	ACCOUNTS_P AYABLE	10/7/2022	MICHAEL KATHREIN	8174	RECONCILED	10/12/2022		120.00
41422	93184	ACCOUNTS_P AYABLE	10/10/2022	AMAZON CAPITAL SERVICES	13575	RECONCILED	10/18/2022		315.22
41427	93185	ACCOUNTS_P AYABLE	10/10/2022	FORGET-ME- NOT FLOWER SHOP, INC.	5460	RECONCILED	10/19/2022		49.00
41425	93186	ACCOUNTS_P AYABLE	10/10/2022	GREG SMITH	13026	RECONCILED	10/19/2022		120.00
41426	93187	ACCOUNTS_P AYABLE	10/10/2022	JANSEN WEBSTER	13856	RECONCILED	10/12/2022		100.00
41424	93188	ACCOUNTS_P AYABLE	10/10/2022	NOLAN GOODMAN	13850	RECONCILED	10/17/2022		200.00
41421	93189	ACCOUNTS_P AYABLE	10/10/2022	POST MASTER	918	RECONCILED	10/13/2022		125.00
41423	93190	ACCOUNTS_P AYABLE	10/10/2022	SCHOOL SPECIALTY	6538	RECONCILED	10/21/2022		1,737.97
41429	93191	ACCOUNTS_P AYABLE	10/12/2022	OAEA	2781	OUTSTANDIN G			375.00
41428	93192	ACCOUNTS_P AYABLE	10/12/2022	THE MEETING CONNECTIO N	13605	OUTSTANDIN G			245.00
41439	93193	ACCOUNTS_P AYABLE	10/13/2022	ZANER- BLOSER	434	RECONCILED	10/18/2022		2,111.88
41436	93194	ACCOUNTS_P AYABLE	10/13/2022	VILLAGE OF LEXINGTON	704	RECONCILED	10/20/2022		2,762.92
41438	93195	ACCOUNTS_P AYABLE	10/13/2022	TREASURER STATE OF OHIO	5996	RECONCILED	10/19/2022		636.25
41444	93196	ACCOUNTS_P AYABLE	10/13/2022	SANDRA DeLUCA	7380	RECONCILED	10/27/2022		47.13
41433	93197	ACCOUNTS_P AYABLE	10/13/2022	MCGRAW- HILL EDUCATION INC	7666	RECONCILED	10/19/2022		301.86
41431	93198	ACCOUNTS_P AYABLE	10/13/2022	CDW-G GOVERNMEN T, INC.	7886	RECONCILED	10/24/2022		107.89

Start Date: 10/1/2022

End Date: 10/31/2022

LEXINGTON LOCAL SCHOOLS

Disbursement Summary Report

Reference Number	Check Number	Type	Date	Name	Vendor #	Status	Reconcile Date	Void Date	Amount
41447	93199	ACCOUNTS_P AYABLE	10/13/2022	QUENCH USA INC	9919	RECONCILED	10/20/2022		\$ 43.16
41441	93200	ACCOUNTS_P AYABLE	10/13/2022	SIESEL DISTRIBUTIN G	10297	RECONCILED	10/19/2022		345.27
41445	93201	ACCOUNTS_P AYABLE	10/13/2022	TEACHER SYNERGY, LLC	10984	RECONCILED	10/21/2022		77.99
41448	93202	ACCOUNTS_P AYABLE	10/13/2022	KIMBALL MIDWEST	11066	RECONCILED	10/18/2022		296.23
41434	93203	ACCOUNTS_P AYABLE	10/13/2022	DIRECT ENERGY BUSINESS	11543	RECONCILED	10/19/2022		116.78
41430	93204	ACCOUNTS_P AYABLE	10/13/2022	JAMES HAYES	13087	RECONCILED	10/17/2022		970.35
41446	93205	ACCOUNTS_P AYABLE	10/13/2022	BUCKEYE BAKERY G	13103	OUTSTANDIN			141.00
41443	93206	ACCOUNTS_P AYABLE	10/13/2022	THEN DESIGN ARCHITECTU RE LTD	13501	RECONCILED	10/18/2022		40,675.03
41442	93207	ACCOUNTS_P AYABLE	10/13/2022	AMAZON CAPITAL SERVICES	13575	RECONCILED	10/20/2022		324.66
41440	93208	ACCOUNTS_P AYABLE	10/13/2022	PAUL M. LUMADUE	13637	RECONCILED	10/24/2022		200.00
41435	93209	ACCOUNTS_P AYABLE	10/13/2022	COMDOC INC	13671	RECONCILED	10/19/2022		8.27
41432	93210	ACCOUNTS_P AYABLE	10/13/2022	BRUCE DEWEY	13767	RECONCILED	10/17/2022		1,200.00
41437	93211	ACCOUNTS_P AYABLE	10/13/2022	LABAKI SPEECH & FEEDING THERAPY LLC	13834	RECONCILED	10/18/2022		1,649.25
41449	93212	ACCOUNTS_P AYABLE	10/14/2022	SNAGaDJ, LLC	13258	RECONCILED	10/17/2022		600.00
41450	93213	ACCOUNTS_P AYABLE	10/14/2022	STRONGSVIL LE ATHLETIC BOOSTERS	13858	RECONCILED	10/19/2022		250.00
41452	93214	ACCOUNTS_P AYABLE	10/18/2022	ADVANCED KEY & LOCK SHOP	10296	RECONCILED	10/28/2022		397.15
41453	93215	ACCOUNTS_P AYABLE	10/18/2022	AMAZON CAPITAL SERVICES	13575	OUTSTANDIN G			2,904.70
41454	93216	ACCOUNTS_P AYABLE	10/18/2022	AWARDSMIT H	1370	OUTSTANDIN G			238.50
41456	93217	ACCOUNTS_P AYABLE	10/18/2022	CARDINAL BUS SALES & SERVICE	6515	RECONCILED	10/25/2022		2,555.70
41457	93218	ACCOUNTS_P AYABLE	10/18/2022	CAROTHERS PEST CONTROL LLC	13062	RECONCILED	10/25/2022		195.00
41458	93219	ACCOUNTS_P AYABLE	10/18/2022	CDW-G GOVERNMEN T, INC.	7886	RECONCILED	10/31/2022		132.66
41469	93220	ACCOUNTS_P AYABLE	10/18/2022	CHRISTOPHE R GLENNON	13459	RECONCILED	10/19/2022		140.00
41460	93221	ACCOUNTS_P AYABLE	10/18/2022	COLE DISTRIBUTIN G	9752	RECONCILED	10/25/2022		7,921.33
41461	93222	ACCOUNTS_P AYABLE	10/18/2022	COLLINS SPORTS MEDICINE	13835	RECONCILED	10/26/2022		419.85

Start Date: 10/1/2022

End Date: 10/31/2022

LEXINGTON LOCAL SCHOOLS

Disbursement Summary Report

Reference Number	Check Number	Type	Date	Name	Vendor #	Status	Reconcile Date	Void Date	Amount
41462	93223	ACCOUNTS_P AYABLE	10/18/2022	COLUMBUS KENWORTH, INC	11205	RECONCILED	10/28/2022		\$ 166.72
41463	93224	ACCOUNTS_P AYABLE	10/18/2022	COMMERICA L PARTS & SERVICE	11505	RECONCILED	10/26/2022		359.92
41464	93225	ACCOUNTS_P AYABLE	10/18/2022	CULLIGAN QUALITY WATER	610	RECONCILED	10/25/2022		37.00
41459	93226	ACCOUNTS_P AYABLE	10/18/2022	DAVID CHAPMAN	13859	OUTSTANDIN G			30.00
41465	93227	ACCOUNTS_P AYABLE	10/18/2022	DELL MARKETING L.P.	7777	RECONCILED	10/24/2022		3,242.40
41466	93228	ACCOUNTS_P AYABLE	10/18/2022	DRAIN PRO	11678	RECONCILED	10/31/2022		225.00
41484	93229	ACCOUNTS_P AYABLE	10/18/2022	FHEG CAMPUS BOOKSTORE	6559	RECONCILED	10/26/2022		1,319.20
41467	93230	ACCOUNTS_P AYABLE	10/18/2022	FLYNN ENVIRONME NTAL, INC	13669	RECONCILED	10/27/2022		1,500.00
41468	93231	ACCOUNTS_P AYABLE	10/18/2022	GCL EDUCATION SERVICES, LLC	13827	RECONCILED	10/25/2022		3,465.00
41471	93232	ACCOUNTS_P AYABLE	10/18/2022	HEALTHCAR E BILLING SERVICES	11018	RECONCILED	10/25/2022		35.73
41483	93233	ACCOUNTS_P AYABLE	10/18/2022	HEARTLAND COUNCIL OF GOVERNMEN TS	958	RECONCILED	10/26/2022		150.00
41472	93234	ACCOUNTS_P AYABLE	10/18/2022	HEINEMANN	2615	RECONCILED	10/24/2022		3,337.40
41473	93235	ACCOUNTS_P AYABLE	10/18/2022	HENRYS KEY & LOCK SHOP	788	RECONCILED	10/26/2022		134.95
41470	93236	ACCOUNTS_P AYABLE	10/18/2022	JAMES HAYES	13087	RECONCILED	10/20/2022		582.21
41489	93237	ACCOUNTS_P AYABLE	10/18/2022	JOE PETERS	13478	RECONCILED	10/26/2022		140.00
41509	93238	ACCOUNTS_P AYABLE	10/18/2022	JOHN WYANT	13860	OUTSTANDIN G			30.00
41474	93239	ACCOUNTS_P AYABLE	10/18/2022	KELL ACE HARDWARE	8329	RECONCILED	10/27/2022		120.14
41475	93240	ACCOUNTS_P AYABLE	10/18/2022	KURTZ BROTHERS	7984	RECONCILED	10/25/2022		112.00
41476	93241	ACCOUNTS_P AYABLE	10/18/2022	LESCH BATTERY & POWER	9943	RECONCILED	10/24/2022		26.00
41477	93242	ACCOUNTS_P AYABLE	10/18/2022	MANSFIELD STRUCTURAL &	748	OUTSTANDIN G			34.80
41478	93243	ACCOUNTS_P AYABLE	10/18/2022	MARION HARDING HIGH SCHOOL	9387	RECONCILED	10/28/2022		200.00
41479	93244	ACCOUNTS_P AYABLE	10/18/2022	MASSILLON JACKSON H,S,	10472	OUTSTANDIN G			350.00
41480	93245	ACCOUNTS_P AYABLE	10/18/2022	MENARDS	10810	OUTSTANDIN G			961.31
41482	93246	ACCOUNTS_P AYABLE	10/18/2022	MID-OHIO ED. SERVICE CENTER	69	RECONCILED	10/25/2022		1,545.00

Start Date: 10/1/2022

End Date: 10/31/2022

LEXINGTON LOCAL SCHOOLS

Disbursement Summary Report

Reference Number	Check Number	Type	Date	Name	Vendor #	Status	Reconcile Date	Void Date	Amount
41481	93247	ACCOUNTS_P AYABLE	10/18/2022	MINDY METCALF	10139	RECONCILED	10/28/2022		\$ 140.00
41451	93248	ACCOUNTS_P AYABLE	10/18/2022	NETWORK SERVICES COMPANY	10101	RECONCILED	10/24/2022		816.24
41485	93249	ACCOUNTS_P AYABLE	10/18/2022	NORTH CENTRAL STATE COLLEGE	10401	RECONCILED	10/27/2022		6,100.19
41486	93250	ACCOUNTS_P AYABLE	10/18/2022	OHIO STATE GOLF CLUB	11415	RECONCILED	10/26/2022		200.00
41488	93251	ACCOUNTS_P AYABLE	10/18/2022	ORIENTAL TRADING COMPANY, INC.	5777	RECONCILED	10/27/2022		346.35
41490	93252	ACCOUNTS_P AYABLE	10/18/2022	PIONEER MANUFACTU RING CO.	1020	RECONCILED	10/25/2022		258.34
41455	93253	ACCOUNTS_P AYABLE	10/18/2022	REBECCA BIGLEY	6615	RECONCILED	10/21/2022		497.80
41492	93254	ACCOUNTS_P AYABLE	10/18/2022	RENHILL GROUP, INC.	10075	RECONCILED	10/25/2022		12,909.89
41493	93255	ACCOUNTS_P AYABLE	10/18/2022	RENWICK, WELSH & BURTON	933	RECONCILED	10/31/2022		4,135.00
41491	93256	ACCOUNTS_P AYABLE	10/18/2022	RICHARD POTTER	9171	RECONCILED	10/18/2022		39.98
41494	93257	ACCOUNTS_P AYABLE	10/18/2022	RUMPKE	11508	OUTSTANDIN G			248.35
41495	93258	ACCOUNTS_P AYABLE	10/18/2022	SAVVAS LEARING COMPANY LLC	13766	RECONCILED	10/28/2022		226,355.10
41496	93259	ACCOUNTS_P AYABLE	10/18/2022	SCHOOL SPECIALTY	6538	OUTSTANDIN G			694.80
41497	93260	ACCOUNTS_P AYABLE	10/18/2022	SIESEL DISTRIBUTIN G	10297	RECONCILED	10/26/2022		2,268.57
41498	93261	ACCOUNTS_P AYABLE	10/18/2022	SMITHFOOD S, INC	11797	RECONCILED	10/24/2022		4,473.90
41499	93262	ACCOUNTS_P AYABLE	10/18/2022	SUNBELT RENTALS	7776	RECONCILED	10/26/2022		1,218.30
41501	93263	ACCOUNTS_P AYABLE	10/18/2022	THE ESKEN GROUP, LLC	13446	RECONCILED	10/25/2022		2,340.00
41487	93264	ACCOUNTS_P AYABLE	10/18/2022	THE OHIO STATE UNIVERSITY	11385	OUTSTANDIN G			145.15
41500	93265	ACCOUNTS_P AYABLE	10/18/2022	THE REHAB CENTER	11246	RECONCILED	10/26/2022		18,846.25
41502	93266	ACCOUNTS_P AYABLE	10/18/2022	TRANSPORTA TION ACCESSORIE S CO.	819	RECONCILED	10/26/2022		140.23
41503	93267	ACCOUNTS_P AYABLE	10/18/2022	TREASURER, STATE OF OHIO	773	OUTSTANDIN G			273.00
41504	93268	ACCOUNTS_P AYABLE	10/18/2022	TRUENORTH FIRE PROTECTION	13812	RECONCILED	10/24/2022		9,800.63
41505	93269	ACCOUNTS_P AYABLE	10/18/2022	ULINE, INC	13664	RECONCILED	10/27/2022		239.77
41506	93270	ACCOUNTS_P AYABLE	10/18/2022	WAYNE'S COUNTRY MARKET	6368	RECONCILED	10/28/2022		198.00
41507	93271	ACCOUNTS_P AYABLE	10/18/2022	WILSON LANGUAGE	8967	RECONCILED	10/25/2022		1,736.64

Start Date: 10/1/2022

End Date: 10/31/2022

LEXINGTON LOCAL SCHOOLS

Disbursement Summary Report

Reference Number	Check Number	Type	Date	Name	Vendor #	Status	Reconcile Date	Void Date	Amount
41508	93272	ACCOUNTS_P AYABLE	10/18/2022	TRAINING CORP. WOLFF BROS. SUPPLY, INC.	8585	RECONCILED	10/26/2022		\$ 576.62
41514	93273	REFUND	10/19/2022	ASHLAND CITY SCHOOLS	9389	RECONCILED	10/28/2022		350.00
41519	93274	REFUND	10/19/2022	JANELLE WYANT	11426	OUTSTANDIN G			18.00
41517	93275	REFUND	10/19/2022	JOHN & ANDIE TERRY	13866	OUTSTANDIN G			18.00
41513	93276	REFUND	10/19/2022	MASSILLON WASHINGTON N HS	13864	OUTSTANDIN G			350.00
41512	93277	REFUND	10/19/2022	OLENTANGY LIBERTY	13863	RECONCILED	10/26/2022		350.00
41518	93278	REFUND	10/19/2022	SAMANTHA WRIGHT	13867	RECONCILED	10/24/2022		18.00
41516	93279	REFUND	10/19/2022	SIMON AND GOHAR GHAZARIAN	10016	OUTSTANDIN G			18.00
41515	93280	REFUND	10/19/2022	ST. XAVIER	13865	OUTSTANDIN G			350.00
41520	93281	ACCOUNTS_P AYABLE	10/19/2022	MICHAEL KATHREIN	8174	RECONCILED	10/21/2022		325.00
41527	93282	ACCOUNTS_P AYABLE	10/20/2022	CULLIGAN QUALITY WATER	610	RECONCILED	10/25/2022		115.00
41532	93283	ACCOUNTS_P AYABLE	10/20/2022	OAEA	2781	OUTSTANDIN G			20.00
41531	93284	ACCOUNTS_P AYABLE	10/20/2022	VASU COMMUNICA TIONS, INC.	3309	RECONCILED	10/25/2022		325.45
41521	93285	ACCOUNTS_P AYABLE	10/20/2022	CARDINAL BUS SALES & SERVICE	6515	RECONCILED	10/25/2022		2,233.31
41524	93286	ACCOUNTS_P AYABLE	10/20/2022	SCHOOL SPECIALTY	6538	OUTSTANDIN G			30.72
41522	93287	ACCOUNTS_P AYABLE	10/20/2022	KELL ACE HARDWARE	8329	RECONCILED	10/27/2022		78.42
41529	93288	ACCOUNTS_P AYABLE	10/20/2022	CLEVELAND- THE W.W. WILLIAMS CO, LLC	9713	RECONCILED	10/24/2022		10,012.57
41533	93289	ACCOUNTS_P AYABLE	10/20/2022	ALLEN COUNTY ESC	10565	RECONCILED	10/25/2022		90.00
41526	93290	ACCOUNTS_P AYABLE	10/20/2022	BRICKER & ECKLER LLP	10997	RECONCILED	10/25/2022		1,674.00
41530	93291	ACCOUNTS_P AYABLE	10/20/2022	KIMBALL MIDWEST	11066	RECONCILED	10/25/2022		317.60
41528	93292	ACCOUNTS_P AYABLE	10/20/2022	MARK HOOVER	12011	RECONCILED	10/26/2022		55.60
41525	93293	ACCOUNTS_P AYABLE	10/20/2022	AMAZON CAPITAL SERVICES	13575	RECONCILED	10/26/2022		1,036.94
41523	93294	ACCOUNTS_P AYABLE	10/20/2022	MATT LAUTENAN	13861	RECONCILED	10/26/2022		89.99
41534	93295	ACCOUNTS_P AYABLE	10/20/2022	GREAT LAKES HONDA WEST	13862	RECONCILED	10/25/2022		36,450.00
41535	93296	ACCOUNTS_P AYABLE	10/21/2022	BEST BUY	9865	RECONCILED	10/27/2022		99.99
41561	93297	ACCOUNTS_P	10/26/2022	STANTON	22	OUTSTANDIN			1,026.04

Start Date: 10/1/2022

End Date: 10/31/2022

LEXINGTON LOCAL SCHOOLS

Disbursement Summary Report

Reference Number	Check Number	Type	Date	Name	Vendor #	Status	Reconcile Date	Void Date	Amount
		AYABLE		SHEET MUSIC		G			
41551	93298	ACCOUNTS_P AYABLE	10/26/2022	MID-OHIO ED. SERVICE CENTER	69	RECONCILED	10/31/2022		\$ 1,989.26
41554	93299	ACCOUNTS_P AYABLE	10/26/2022	PIONEER MANUFACTU RING CO.	1020	RECONCILED	10/31/2022		1,075.32
41572	93300	ACCOUNTS_P AYABLE	10/26/2022	CHILDREN'S THEATRE FOUNDATIO N	1694	OUTSTANDIN G			336.00
41569	93301	ACCOUNTS_P AYABLE	10/26/2022	CLEARWATE R SYSTEMS	6230	OUTSTANDIN G			32.00
41557	93302	ACCOUNTS_P AYABLE	10/26/2022	SCHOOL SPECIALTY	6538	OUTSTANDIN G			373.07
41555	93303	ACCOUNTS_P AYABLE	10/26/2022	MICHAEL KATHREIN	8174	RECONCILED	10/27/2022		105.00
41571	93304	ACCOUNTS_P AYABLE	10/26/2022	MICHELLE SHAFFER	8304	OUTSTANDIN G			360.00
41546	93305	ACCOUNTS_P AYABLE	10/26/2022	KELL ACE HARDWARE	8329	OUTSTANDIN G			664.98
41577	93306	ACCOUNTS_P AYABLE	10/26/2022	DAVID A. BOND	8715	OUTSTANDIN G			120.88
41553	93307	ACCOUNTS_P AYABLE	10/26/2022	WILSON LANGUAGE TRAINING CORP.	8967	OUTSTANDIN G			3,012.12
41570	93308	ACCOUNTS_P AYABLE	10/26/2022	GIONINO'S PIZZERIA	9153	OUTSTANDIN G			394.00
41581	93309	ACCOUNTS_P AYABLE	10/26/2022	NORTH CENTRAL OHIO ESC	9382	RECONCILED	10/31/2022		3,762.22
41559	93310	ACCOUNTS_P AYABLE	10/26/2022	ASHLAND CITY SCHOOLS	9389	OUTSTANDIN G			160.00
41547	93311	ACCOUNTS_P AYABLE	10/26/2022	GRADY ENTERPRISE S, INC.	9664	OUTSTANDIN G			1,141.58
41568	93312	ACCOUNTS_P AYABLE	10/26/2022	LESCH BATTERY & POWER	9943	RECONCILED	10/31/2022		73.95
41564	93313	ACCOUNTS_P AYABLE	10/26/2022	S & S PRINTING AND GRAPHICS	10334	RECONCILED	10/28/2022		90.00
41548	93314	ACCOUNTS_P AYABLE	10/26/2022	AUSTIN JAVUREK	10372	RECONCILED	10/28/2022		109.37
41560	93315	ACCOUNTS_P AYABLE	10/26/2022	ELIZABETH A. RIEGEL	10733	OUTSTANDIN G			150.00
41552	93316	ACCOUNTS_P AYABLE	10/26/2022	THE REHAB CENTER	11246	OUTSTANDIN G			540.00
41576	93317	ACCOUNTS_P AYABLE	10/26/2022	JANELLE WYANT	11426	OUTSTANDIN G			155.00
41567	93318	ACCOUNTS_P AYABLE	10/26/2022	CINDY COWLES	11515	RECONCILED	10/31/2022		4,095.84
41562	93319	ACCOUNTS_P AYABLE	10/26/2022	LIZ SAVKA	12167	RECONCILED	10/28/2022		69.54
41563	93320	ACCOUNTS_P AYABLE	10/26/2022	JAMES HAYES	13087	RECONCILED	10/27/2022		970.35
41558	93321	ACCOUNTS_P AYABLE	10/26/2022	EJ THERAPY INC	13137	OUTSTANDIN G			49,601.00
41550	93322	ACCOUNTS_P AYABLE	10/26/2022	AMANDA BADERTSCH ER	13224	RECONCILED	10/31/2022		210.00
41579	93323	ACCOUNTS_P	10/26/2022	JEFF	13282	OUTSTANDIN			148.32

Start Date: 10/1/2022

End Date: 10/31/2022

LEXINGTON LOCAL SCHOOLS Disbursement Summary Report

Reference Number	Check Number	Type	Date	Name	Vendor #	Status	Reconcile Date	Void Date	Amount
41556	93324	AYABLE ACCOUNTS_P	10/26/2022	EICHORN CHRISTOPHE R GLENNON	13459	G RECONCILED	10/26/2022		\$ 140.00
41580	93325	AYABLE ACCOUNTS_P	10/26/2022	OLENTANGY ORANGE ATHLETIC	13473	G OUTSTANDIN			240.00
41582	93326	AYABLE ACCOUNTS_P	10/26/2022	REHABMART. COM	13489	G OUTSTANDIN			612.55
41545	93327	AYABLE ACCOUNTS_P	10/26/2022	AMAZON CAPITAL SERVICES	13575	G OUTSTANDIN			2,191.60
41578	93328	AYABLE ACCOUNTS_P	10/26/2022	STOODT'S FRESH MARKET	13591	G RECONCILED	10/31/2022		43.15
41575	93329	AYABLE ACCOUNTS_P	10/26/2022	ASHLEY N MCLAUGHLI N	13599	G OUTSTANDIN			60.00
41565	93330	AYABLE ACCOUNTS_P	10/26/2022	WHITEHALL HIGH SCHOOL	13603	G OUTSTANDIN			250.00
41573	93331	AYABLE ACCOUNTS_P	10/26/2022	STEALTH PARTNER GROUP	13604	G RECONCILED	10/31/2022		39,590.55
41574	93332	AYABLE ACCOUNTS_P	10/26/2022	NEW ALBANY HIGH SCHOOL	13689	G OUTSTANDIN			350.00
41566	93333	AYABLE ACCOUNTS_P	10/26/2022	LEARNWELL	13768	G OUTSTANDIN			119.70
41549	93334	AYABLE ACCOUNTS_P	10/26/2022	DARYL UHDE	13870	G RECONCILED	10/26/2022		45.00
41599	93335	AYABLE ACCOUNTS_P	10/26/2022	CULLIGAN QUALITY WATER	610	G OUTSTANDIN			37.00
41584	93336	AYABLE ACCOUNTS_P	10/26/2022	AMERICAN ELECTRIC POWER	701	G OUTSTANDIN			24,187.86
41597	93337	AYABLE ACCOUNTS_P	10/26/2022	OCLRE	1344	G OUTSTANDIN			404.00
41596	93338	AYABLE ACCOUNTS_P	10/26/2022	STANBURY UNIFORMS	1940	G OUTSTANDIN			7,394.55
41591	93339	AYABLE ACCOUNTS_P	10/26/2022	THE LIBRARY STORE	2755	G OUTSTANDIN			162.85
41598	93340	AYABLE ACCOUNTS_P	10/26/2022	MVD SPORTS	6482	G OUTSTANDIN			3,537.50
41583	93341	AYABLE ACCOUNTS_P	10/26/2022	SCHOOL SPECIALTY	6538	G OUTSTANDIN			2,490.22
41588	93342	AYABLE ACCOUNTS_P	10/26/2022	VERIZON WIRELESS	7415	G OUTSTANDIN			440.74
41589	93343	AYABLE ACCOUNTS_P	10/26/2022	COLE DISTRIBUTIN G	9752	G OUTSTANDIN			15,291.31
41594	93344	AYABLE ACCOUNTS_P	10/26/2022	OHIO HEALTH CONSORTIU M	10192	G OUTSTANDIN			165.00
41592	93345	AYABLE ACCOUNTS_P	10/26/2022	O.E. MEYER COMPANY	10829	G OUTSTANDIN			7.20
41595	93346	AYABLE ACCOUNTS_P	10/26/2022	WEST MUSIC	11022	G OUTSTANDIN			551.66
41585	93347	AYABLE ACCOUNTS_P	10/26/2022	COLUMBUS KENWORTH, INC	11205	G OUTSTANDIN			547.16
41586	93348	AYABLE ACCOUNTS_P	10/26/2022	COLUMBIA GAS	11662	G OUTSTANDIN			1,716.86
41593	93349	AYABLE ACCOUNTS_P	10/26/2022	OHIO.NET INTERNET	13038	G OUTSTANDIN			472.49

Start Date: 10/1/2022

End Date: 10/31/2022

LEXINGTON LOCAL SCHOOLS

Disbursement Summary Report

Reference Number	Check Number	Type	Date	Name	Vendor #	Status	Reconcile Date	Void Date	Amount
				PROVIDERS					
41590	93350	ACCOUNTS_P AYABLE	10/26/2022	AMAZON CAPITAL SERVICES	13575	OUTSTANDIN G			\$ 109.35
41587	93351	ACCOUNTS_P AYABLE	10/26/2022	CRISIS PREVENTION INSTITUTE	13826	OUTSTANDIN G			2,673.93
41600	93352	ACCOUNTS_P AYABLE	10/26/2022	MID-OHIO EMERGENCY GRP LLC	13871	OUTSTANDIN G			65.00
41601	93353	ACCOUNTS_P AYABLE	10/26/2022	AMERICAN ELECTRIC POWER	701	OUTSTANDIN G			835.20
41602	93354	ACCOUNTS_P AYABLE	10/27/2022	STANDARD PLUMBING & HEATING CO	4036	OUTSTANDIN G			4,000.00
41605	93355	ACCOUNTS_P AYABLE	10/27/2022	HEINEMANN	2615	OUTSTANDIN G			4,019.00
41604	93356	ACCOUNTS_P AYABLE	10/27/2022	FITNESS FINDERS, INC.	9861	OUTSTANDIN G			143.10
41603	93357	ACCOUNTS_P AYABLE	10/27/2022	AMAZON CAPITAL SERVICES	13575	OUTSTANDIN G			2,165.27
41606	93358	ACCOUNTS_P AYABLE	10/27/2022	HAGUE CRYSTAL CLEAR WATER	13869	OUTSTANDIN G			17,950.00
41607	93359	REFUND	10/27/2022	ALS TDI	13872	OUTSTANDIN G			2,043.00
41608	93360	ACCOUNTS_P AYABLE	10/28/2022	JEFF EICHORN	13282	RECONCILED	10/28/2022		380.00
41614	93361	ACCOUNTS_P AYABLE	10/31/2022	AMAZON CAPITAL SERVICES	13575	OUTSTANDIN G			472.20
41623	93362	ACCOUNTS_P AYABLE	10/31/2022	CARDINAL BUS SALES & SERVICE	6515	OUTSTANDIN G			1,126.91
41628	93363	ACCOUNTS_P AYABLE	10/31/2022	CBIZ BENEFITS & INSURANCE	8780	OUTSTANDIN G			2,750.00
41630	93364	ACCOUNTS_P AYABLE	10/31/2022	CDW-G GOVERNMEN T, INC.	7886	OUTSTANDIN G			42.88
41622	93365	ACCOUNTS_P AYABLE	10/31/2022	COLE DISTRIBUTIN G	9752	OUTSTANDIN G			344.34
41635	93366	ACCOUNTS_P AYABLE	10/31/2022	HOME DEPOT	7549	OUTSTANDIN G			58.00
41625	93367	ACCOUNTS_P AYABLE	10/31/2022	JENNIFER LAW	9606	OUTSTANDIN G			306.63
41619	93368	ACCOUNTS_P AYABLE	10/31/2022	KELL ACE HARDWARE	8329	OUTSTANDIN G			22.64
41631	93369	ACCOUNTS_P AYABLE	10/31/2022	KIMBALL MIDWEST	11066	OUTSTANDIN G			354.47
41624	93370	ACCOUNTS_P AYABLE	10/31/2022	LEARNWELL	13768	OUTSTANDIN G			239.40
41632	93371	ACCOUNTS_P AYABLE	10/31/2022	MATT MILLINGER	13697	OUTSTANDIN G			99.99
41634	93372	ACCOUNTS_P AYABLE	10/31/2022	MICHAEL KATHREIN	8174	OUTSTANDIN G			104.25
41633	93373	ACCOUNTS_P AYABLE	10/31/2022	MID-OHIO ED. SERVICE CENTER	69	OUTSTANDIN G			105.00
41621	93374	ACCOUNTS_P AYABLE	10/31/2022	NATHANIEL MCFADDEN	13483	OUTSTANDIN G			75.00

Start Date: 10/1/2022

End Date: 10/31/2022

LEXINGTON LOCAL SCHOOLS

Disbursement Summary Report

Reference Number	Check Number	Type	Date	Name	Vendor #	Status	Reconcile Date	Void Date	Amount
41620	93375	ACCOUNTS_P AYABLE	10/31/2022	OAEA	2781	OUTSTANDIN G			\$ 350.00
41613	93376	ACCOUNTS_P AYABLE	10/31/2022	SALLY GIEFER	6996	OUTSTANDIN G			2,721.18
41615	93377	ACCOUNTS_P AYABLE	10/31/2022	SAM'S CLUB DIRECT	5566	OUTSTANDIN G			914.24
41612	93378	ACCOUNTS_P AYABLE	10/31/2022	SC STRATEGIC SOLUTIONS LLC	12178	OUTSTANDIN G			115.20
41618	93379	ACCOUNTS_P AYABLE	10/31/2022	SHOOK CONSTRUCTI ON CO	13525	OUTSTANDIN G			852,800.94
41627	93380	ACCOUNTS_P AYABLE	10/31/2022	THE COUNTRY CLUB OF HUDSON	13874	OUTSTANDIN G			285.00
41629	93381	ACCOUNTS_P AYABLE	10/31/2022	THEN DESIGN ARCHITECTU RE LTD	13501	OUTSTANDIN G			93,070.03
41616	93382	ACCOUNTS_P AYABLE	10/31/2022	TRANSPORTA TION ACCESSORIE S CO.	819	OUTSTANDIN G			780.40
41626	93383	ACCOUNTS_P AYABLE	10/31/2022	VALERIE HUNTER	11583	OUTSTANDIN G			43.63
41617	93384	ACCOUNTS_P AYABLE	10/31/2022	VICKIE STIMA	9690	OUTSTANDIN G			72.50
41636	93385	ACCOUNTS_P AYABLE	10/31/2022	LEXINGTON ATHLETIC DEPT.	3520	OUTSTANDIN G			3,540.00
41637	93386	ACCOUNTS_P AYABLE	10/31/2022	SERPENTINI CHEVROLET BUICK OF ORRVILLE	13875	OUTSTANDIN G			38,285.00
41638	93387	ACCOUNTS_P AYABLE	10/31/2022	JEFF EICHORN	13282	OUTSTANDIN G			500.00
41510	691881	ACCOUNTS_P AYABLE	10/18/2022	GORDON FOOD SERVICE	900652	RECONCILED	10/18/2022		86.53
41511	691882	ACCOUNTS_P AYABLE	10/18/2022	GORDON FOOD SERVICE	900652	RECONCILED	10/18/2022		24,201.79
41536	691883	PAYROLL	10/4/2022	LEXINGTON LOCAL SCHOOLS		RECONCILED	10/5/2022		681,234.33
41541	691884	ACCOUNTS_P AYABLE	10/21/2022	LEXINGTON SCHOOLS - PAYROLL	900934	RECONCILED	10/21/2022		8,782.18
41543	691885	ACCOUNTS_P AYABLE	10/21/2022	MEMO- S.E.R.S.	900997	RECONCILED	10/21/2022		2,841.26
41542	691886	ACCOUNTS_P AYABLE	10/21/2022	MEMO- S.T.R.S.	900998	RECONCILED	10/21/2022		8,102.95
41537	691887	ACCOUNTS_P AYABLE	10/5/2022	LEXINGTON SCHOOLS - PAYROLL	900934	RECONCILED	10/5/2022		9,424.00
41539	691888	ACCOUNTS_P AYABLE	10/5/2022	MEMO- S.E.R.S.	900997	RECONCILED	10/5/2022		3,032.19
41538	691889	ACCOUNTS_P AYABLE	10/5/2022	MEMO- S.T.R.S.	900998	RECONCILED	10/5/2022		8,996.15
41544	691890	ACCOUNTS_P AYABLE	10/25/2022	ANTHEM BENEFIT SERVICES	900902	RECONCILED	10/25/2022		367,086.61
41610	691891	ACCOUNTS_P AYABLE	10/31/2022	MEMO- S.E.R.S.	900997	RECONCILED	10/31/2022		48,782.00

Start Date: 10/1/2022

End Date: 10/31/2022

LEXINGTON LOCAL SCHOOLS Disbursement Summary Report

Reference Number	Check Number	Type	Date	Name	Vendor #	Status	Reconcile Date	Void Date	Amount
41611	691892	ACCOUNTS_P AYABLE	10/31/2022	MEMO- S.T.R.S.	900998	RECONCILED	10/31/2022		\$ 126,908.00
Grand Total									5,837,586.49

Reporting Period: October 2022 (FY 2023)

11/3/22 2:31 PM

Start Date: 10/01/2022

End Date: 10/31/2022

LEXINGTON LOCAL SCHOOLS
Receipts Ledger Report

Receipt #	Line #	Date	Type	Description	Full Account Code	Amount
Fund: 001						
Receipt: 1211						
77331	1	10/5/2022	RC	Preschool tuition	001-1211-0000-000000-500	\$ 1,300.00
77339	1	10/7/2022	RC	Tuition	001-1211-0000-000000-000	5,506.88
77356	1	10/12/2022	RC	Preschool tuition	001-1211-0000-000000-500	1,000.00
77362	1	10/14/2022	RC	Preschool tuition	001-1211-0000-000000-500	200.00
77386	1	10/25/2022	RC	Tuition	001-1211-0000-000000-000	688.36
						\$ 8,695.24
Receipt: 1221						
77390	18	10/28/2022	RC	JV50 Tuition (SF-14)	001-1221-0000-000000-000	83,181.29
						\$ 83,181.29
Receipt: 1223						
77390	20	10/28/2022	RC	JV52 Tuition (SF-14)	001-1223-0000-000000-000	30,971.86
						\$ 30,971.86
Receipt: 1410						
77409	1	10/31/2022	RC	Richland Bank Interest	001-1410-0000-000000-000	10,579.77
						\$ 10,579.77
Receipt: 1740						
77320	1	10/3/2022	RC	School fees	001-1740-0000-000000-100	12.00
77330	2	10/5/2022	RC	Western school fees	001-1740-0000-000000-500	240.00
77332	1	10/6/2022	RC	School fees	001-1740-0000-000000-200	12.00
77333	1	10/6/2022	RC	School fees	001-1740-0000-000000-100	54.00
77353	1	10/11/2022	RC	School fees	001-1740-0000-000000-200	12.00
77354	1	10/11/2022	RC	School fees	001-1740-0000-000000-100	116.00
77406	2	10/11/2022	RC	Central school fees	001-1740-0000-000000-400	72.00
77407	2	10/11/2022	RC	Central school fees	001-1740-0000-000000-400	312.00
77368	1	10/14/2022	RC	School fees	001-1740-0000-000000-100	24.00
77373	1	10/19/2022	RC	Western School Fees to Food Service	001-1740-0000-000000-500	(60.00)
77379	1	10/19/2022	RC	Eastern school fees	001-1740-0000-000000-300	145.00
77382	1	10/19/2022	RC	School fees	001-1740-0000-000000-200	12.00
77398	1	10/31/2022	RC	HS Fees - Pay For It	001-1740-0000-000000-100	1,247.80
77398	2	10/31/2022	RC	Central Fees - Pay For It	001-1740-0000-000000-400	630.00
77398	3	10/31/2022	RC	Jr High Fees - Pay For It	001-1740-0000-000000-200	211.00
77398	4	10/31/2022	RC	Eastern Fees - Pay For It	001-1740-0000-000000-300	540.00
77398	5	10/31/2022	RC	Western Fees - Pay For It	001-1740-0000-000000-500	360.00
						\$ 3,939.80
Receipt: 1890						
77385	4	10/25/2022	RC	Columbia Gas Refund	001-1890-0000-000000-000	1,519.38
						\$ 1,519.38
Receipt: 3110						

Reporting Period: October 2022 (FY 2023)

11/3/22 2:31 PM

Start Date: 10/01/2022

End Date: 10/31/2022

LEXINGTON LOCAL SCHOOLS Receipts Ledger Report

Receipt #	Line #	Date	Type	Description	Full Account Code	Amount
77361	1	10/14/2022	RC	Base Cost	001-3110-0000-000000-000	\$ 245,599.19
77361	3	10/14/2022	RC	Targeted Assistance	001-3110-0000-000000-000	40,467.59
77361	4	10/14/2022	RC	Special Education Funding	001-3110-0000-000000-000	34,497.96
77361	8	10/14/2022	RC	Supplement Targeted Assistance	001-3110-0000-000000-000	0.00
77361	9	10/14/2022	RC	Temporary Transitional Aid Guarantee	001-3110-0000-000000-000	0.00
77361	11	10/14/2022	RC	Transportation	001-3110-0000-000000-000	22,763.69
77361	12	10/14/2022	RC	Formula Transition Supplement	001-3110-0000-000000-000	0.00
77361	13	10/14/2022	RC	Preschool Special Educ Funding	001-3110-0000-000000-000	6,219.15
77361	14	10/14/2022	RC	Special Educ Transportation	001-3110-0000-000000-000	3,539.65
77390	1	10/28/2022	RC	Base Cost	001-3110-0000-000000-000	243,993.23
77390	3	10/28/2022	RC	Targeted Assistance	001-3110-0000-000000-000	40,817.52
77390	4	10/28/2022	RC	Special Education Funding	001-3110-0000-000000-000	43,128.63
77390	8	10/28/2022	RC	Supplement Targeted Assistance	001-3110-0000-000000-000	0.00
77390	9	10/28/2022	RC	Temporary Transitional Aid Guarantee	001-3110-0000-000000-000	0.00
77390	11	10/28/2022	RC	Transportation	001-3110-0000-000000-000	22,763.69
77390	12	10/28/2022	RC	Formula Transition Supplement	001-3110-0000-000000-000	0.00
77390	13	10/28/2022	RC	Preschool Special Educ Funding	001-3110-0000-000000-000	6,219.15
77390	14	10/28/2022	RC	Special Educ Transportation	001-3110-0000-000000-000	2,640.17
						\$ 712,649.62
Receipt:	3211					
77361	5	10/14/2022	RC	Economic Disadvantaged Funding	001-3211-0000-000000-000	2,283.41
77390	5	10/28/2022	RC	Economic Disadvantaged Funding	001-3211-0000-000000-000	3,977.36
						\$ 6,260.77
Receipt:	3215					
77361	10	10/14/2022	RC	Career Tech Education Funding	001-3215-0000-000000-000	16.69
77390	10	10/28/2022	RC	Career Tech Education Funding	001-3215-0000-000000-000	16.69
						\$ 33.38
Receipt:	3216					
77361	7	10/14/2022	RC	Gifted Education Funding	001-3216-0000-000000-000	4,991.58
77390	7	10/28/2022	RC	Gifted Education Funding	001-3216-0000-000000-000	4,839.96
						\$ 9,831.54
Receipt:	3217					
77361	6	10/14/2022	RC	English Learners Funding	001-3217-0000-000000-000	165.34
77390	6	10/28/2022	RC	English Learners Funding	001-3217-0000-000000-000	109.77
						\$ 275.11
Receipt:	3218					
77361	2	10/14/2022	RC	Base Cost - Student Wellness and Success	001-3218-0000-000000-000	12,620.35
77390	2	10/28/2022	RC	Base Cost - Student Wellness and Success	001-3218-0000-000000-000	12,537.82
						\$ 25,158.17
Receipt:	3300					

Reporting Period: October 2022 (FY 2023)

11/3/22 2:31 PM

Start Date: 10/01/2022

End Date: 10/31/2022

LEXINGTON LOCAL SCHOOLS Receipts Ledger Report

Receipt #	Line #	Date	Type	Description	Full Account Code	Amount
77399	1	10/31/2022	RC	MEDICAID Recd - 10/6	001-3300-0000-000000-000	\$ 41.66
77399	2	10/31/2022	RC	MEDICAID Recd - 10/27	001-3300-0000-000000-000	3,061.17
						\$ 3,102.83
						\$ 896,198.76
Fund:	004					
Receipt:	1410					
77409	6	10/31/2022	RC	LFI Fund	004-1410-0000-000000-000	8,206.18
						\$ 8,206.18
						\$ 8,206.18
Fund:	006					
Receipt:	1410					
77409	4	10/31/2022	RC	Richland Bank Interest	006-1410-0000-000000-000	187.86
						\$ 187.86
Receipt:	1511					
77340	21	10/7/2022	RC	HS/JH Breakfast	006-1511-0000-000000-100	149.50
77340	22	10/7/2022	RC	Eastern Breakfast	006-1511-0000-000000-300	25.60
77340	23	10/7/2022	RC	Central Breakfast	006-1511-0000-000000-400	140.80
77340	24	10/7/2022	RC	Western Breakfast	006-1511-0000-000000-500	103.25
77372	21	10/14/2022	RC	HS/JH Breakfast	006-1511-0000-000000-100	176.35
77372	22	10/14/2022	RC	Eastern Breakfast	006-1511-0000-000000-300	24.20
77372	23	10/14/2022	RC	Central Breakfast	006-1511-0000-000000-400	198.70
77372	24	10/14/2022	RC	Western Breakfast	006-1511-0000-000000-500	111.35
77392	21	10/21/2022	RC	HS/JH Breakfast	006-1511-0000-000000-100	180.70
77392	22	10/21/2022	RC	Eastern Breakfast	006-1511-0000-000000-300	35.70
77392	23	10/21/2022	RC	Central Breakfast	006-1511-0000-000000-400	192.40
77392	24	10/21/2022	RC	Western Breakfast	006-1511-0000-000000-500	101.10
77403	21	10/31/2022	RC	HS/JH Breakfast	006-1511-0000-000000-100	203.70
77403	22	10/31/2022	RC	Eastern Breakfast	006-1511-0000-000000-300	32.90
77403	23	10/31/2022	RC	Central Breakfast	006-1511-0000-000000-400	164.10
77403	24	10/31/2022	RC	Western Breakfast	006-1511-0000-000000-500	113.20
						\$ 1,953.55
Receipt:	1512					
77340	1	10/7/2022	RC	HS/JH Stu. Type A	006-1512-0000-000000-100	6,034.60
77340	5	10/7/2022	RC	HS/JH ROA Stu. Type A	006-1512-0000-000000-100	(5,190.05)
77340	6	10/7/2022	RC	Eastern Stu. Type A	006-1512-0000-000000-300	1,931.80
77340	10	10/7/2022	RC	Eastern ROA Stu. Type A	006-1512-0000-000000-300	(1,333.15)
77340	11	10/7/2022	RC	Central Stu. Type A	006-1512-0000-000000-400	1,510.20
77340	15	10/7/2022	RC	Central ROA Stu. Type A	006-1512-0000-000000-400	(1,194.00)
77340	16	10/7/2022	RC	Western Stu. Type A	006-1512-0000-000000-500	1,194.60
77340	20	10/7/2022	RC	Western ROA Stu. Type A	006-1512-0000-000000-500	(892.65)

Reporting Period: October 2022 (FY 2023)

11/3/22 2:31 PM

Start Date: 10/01/2022

End Date: 10/31/2022

LEXINGTON LOCAL SCHOOLS
Receipts Ledger Report

Receipt #	Line #	Date	Type	Description	Full Account Code	Amount
77372	1	10/14/2022	RC	HS/JH Stu. Type A	006-1512-0000-000000-100	\$ 6,090.30
77372	5	10/14/2022	RC	HS/JH ROA Stu. Type A	006-1512-0000-000000-100	(5,597.42)
77372	6	10/14/2022	RC	Eastern Stu. Type A	006-1512-0000-000000-300	2,027.20
77372	10	10/14/2022	RC	Eastern ROA Stu. Type A	006-1512-0000-000000-300	(1,501.79)
77372	11	10/14/2022	RC	Central Stu. Type A	006-1512-0000-000000-400	1,702.20
77372	15	10/14/2022	RC	Central ROA Stu. Type A	006-1512-0000-000000-400	(1,708.17)
77372	16	10/14/2022	RC	Western Stu. Type A	006-1512-0000-000000-500	1,336.00
77372	20	10/14/2022	RC	Western ROA Stu. Type A	006-1512-0000-000000-500	(1,189.35)
77373	2	10/19/2022	RC	Western School Fees to Food Service	006-1512-0000-000000-500	60.00
77392	1	10/21/2022	RC	HS/JH Stu. Type A	006-1512-0000-000000-100	6,057.35
77392	5	10/21/2022	RC	HS/JH ROA Stu. Type A	006-1512-0000-000000-100	(6,465.21)
77392	6	10/21/2022	RC	Eastern Stu. Type A	006-1512-0000-000000-300	2,011.60
77392	10	10/21/2022	RC	Eastern ROA Stu. Type A	006-1512-0000-000000-300	(1,826.55)
77392	11	10/21/2022	RC	Central Stu. Type A	006-1512-0000-000000-400	1,670.20
77392	15	10/21/2022	RC	Central ROA Stu. Type A	006-1512-0000-000000-400	(1,646.42)
77392	16	10/21/2022	RC	Western Stu. Type A	006-1512-0000-000000-500	1,387.00
77392	20	10/21/2022	RC	Western ROA Stu. Type A	006-1512-0000-000000-500	(1,358.10)
77398	6	10/31/2022	RC	HS/JH Lunch - Pay For It	006-1512-0000-000000-100	25,912.54
77398	7	10/31/2022	RC	Jr High Lunch - Pay For It	006-1512-0000-000000-200	0.00
77398	8	10/31/2022	RC	Eastern Lunch - Pay For It	006-1512-0000-000000-300	6,522.28
77398	9	10/31/2022	RC	Central Lunch - Pay For It	006-1512-0000-000000-400	7,314.88
77398	10	10/31/2022	RC	Western Lunch - Pay For It	006-1512-0000-000000-500	3,893.75
77403	1	10/31/2022	RC	HS/JH Stu. Type A	006-1512-0000-000000-100	7,362.63
77403	5	10/31/2022	RC	HS/JH ROA Stu. Type A	006-1512-0000-000000-100	(7,572.00)
77403	6	10/31/2022	RC	Eastern Stu. Type A	006-1512-0000-000000-300	2,500.00
77403	10	10/31/2022	RC	Eastern ROA Stu. Type A	006-1512-0000-000000-300	(2,484.80)
77403	11	10/31/2022	RC	Central Stu. Type A	006-1512-0000-000000-400	2,054.80
77403	15	10/31/2022	RC	Central ROA Stu. Type A	006-1512-0000-000000-400	(1,462.15)
77403	16	10/31/2022	RC	Western Stu. Type A	006-1512-0000-000000-500	1,661.20
77403	20	10/31/2022	RC	Western ROA Stu. Type A	006-1512-0000-000000-500	(1,201.00)
						\$ 47,612.32
Receipt:	1513					
77340	3	10/7/2022	RC	HS/JH Stu. ALa Carte	006-1513-0000-000000-100	1,957.55
77340	8	10/7/2022	RC	Eastern Stu. Ala Carte	006-1513-0000-000000-300	182.95
77340	13	10/7/2022	RC	Central Stu. Ala Carte	006-1513-0000-000000-400	46.50
77340	18	10/7/2022	RC	Western Stu. Ala Carte	006-1513-0000-000000-500	0.00
77372	3	10/14/2022	RC	HS/JH Stu. ALa Carte	006-1513-0000-000000-100	2,216.05
77372	8	10/14/2022	RC	Eastern Stu. Ala Carte	006-1513-0000-000000-300	200.55
77372	13	10/14/2022	RC	Central Stu. Ala Carte	006-1513-0000-000000-400	44.00
77372	18	10/14/2022	RC	Western Stu. Ala Carte	006-1513-0000-000000-500	0.00

Reporting Period: October 2022 (FY 2023)

11/3/22 2:31 PM

Start Date: 10/01/2022

End Date: 10/31/2022

LEXINGTON LOCAL SCHOOLS
Receipts Ledger Report

Receipt #	Line #	Date	Type	Description	Full Account Code	Amount	
77392	3	10/21/2022	RC	HS/JH Stu. ALa Carte	006-1513-0000-000000-100	\$ 2,541.80	
77392	8	10/21/2022	RC	Eastern Stu. Ala Carte	006-1513-0000-000000-300	189.95	
77392	13	10/21/2022	RC	Central Stu. Ala Carte	006-1513-0000-000000-400	47.00	
77392	18	10/21/2022	RC	Western Stu. Ala Carte	006-1513-0000-000000-500	24.00	
77403	3	10/31/2022	RC	HS/JH Stu. ALa Carte	006-1513-0000-000000-100	2,796.20	
77403	8	10/31/2022	RC	Eastern Stu. Ala Carte	006-1513-0000-000000-300	299.57	
77403	13	10/31/2022	RC	Central Stu. Ala Carte	006-1513-0000-000000-400	44.50	
77403	18	10/31/2022	RC	Western Stu. Ala Carte	006-1513-0000-000000-500	47.75	
						\$ 10,638.37	
Receipt:	1514						
77340	2	10/7/2022	RC	HS/JH Stu. Milk	006-1514-0000-000000-100	10.00	
77340	7	10/7/2022	RC	Eastern Stu. Milk	006-1514-0000-000000-300	0.50	
77340	12	10/7/2022	RC	Central Stu. Milk	006-1514-0000-000000-400	2.50	
77340	17	10/7/2022	RC	Western Stu. Milk	006-1514-0000-000000-500	4.50	
77372	2	10/14/2022	RC	HS/JH Stu. Milk	006-1514-0000-000000-100	15.50	
77372	7	10/14/2022	RC	Eastern Stu. Milk	006-1514-0000-000000-300	1.00	
77372	12	10/14/2022	RC	Central Stu. Milk	006-1514-0000-000000-400	3.50	
77372	17	10/14/2022	RC	Western Stu. Milk	006-1514-0000-000000-500	5.50	
77392	2	10/21/2022	RC	HS/JH Stu. Milk	006-1514-0000-000000-100	11.00	
77392	7	10/21/2022	RC	Eastern Stu. Milk	006-1514-0000-000000-300	3.00	
77392	12	10/21/2022	RC	Central Stu. Milk	006-1514-0000-000000-400	1.00	
77392	17	10/21/2022	RC	Western Stu. Milk	006-1514-0000-000000-500	7.50	
77403	2	10/31/2022	RC	HS/JH Stu. Milk	006-1514-0000-000000-100	13.00	
77403	7	10/31/2022	RC	Eastern Stu. Milk	006-1514-0000-000000-300	6.50	
77403	12	10/31/2022	RC	Central Stu. Milk	006-1514-0000-000000-400	4.00	
77403	17	10/31/2022	RC	Western Stu. Milk	006-1514-0000-000000-500	5.00	
						\$ 94.00	
Receipt:	1523						
77340	4	10/7/2022	RC	HS/JH Adult Ala Carte	006-1523-0000-000000-100	137.25	
77340	9	10/7/2022	RC	Eastern Adult Ala Carte	006-1523-0000-000000-300	17.80	
77340	14	10/7/2022	RC	Central Adult Ala Carte	006-1523-0000-000000-400	0.00	
77340	19	10/7/2022	RC	Western Adult Ala Carte	006-1523-0000-000000-500	19.25	
77372	4	10/14/2022	RC	HS/JH Adult Ala Carte	006-1523-0000-000000-100	114.25	
77372	9	10/14/2022	RC	Eastern Adult Ala Carte	006-1523-0000-000000-300	22.25	
77372	14	10/14/2022	RC	Central Adult Ala Carte	006-1523-0000-000000-400	10.75	
77372	19	10/14/2022	RC	Western Adult Ala Carte	006-1523-0000-000000-500	9.50	
77392	4	10/21/2022	RC	HS/JH Adult Ala Carte	006-1523-0000-000000-100	172.36	
77392	9	10/21/2022	RC	Eastern Adult Ala Carte	006-1523-0000-000000-300	30.25	
77392	14	10/21/2022	RC	Central Adult Ala Carte	006-1523-0000-000000-400	10.75	
77392	19	10/21/2022	RC	Western Adult Ala Carte	006-1523-0000-000000-500	9.50	

Reporting Period: October 2022 (FY 2023)

11/3/22 2:31 PM

Start Date: 10/01/2022

End Date: 10/31/2022

LEXINGTON LOCAL SCHOOLS
Receipts Ledger Report

Receipt #	Line #	Date	Type	Description	Full Account Code	Amount
77403	4	10/31/2022	RC	HS/JH Adult Ala Carte	006-1523-0000-000000-100	\$ 206.50
77403	9	10/31/2022	RC	Eastern Adult Ala Carte	006-1523-0000-000000-300	30.50
77403	14	10/31/2022	RC	Central Adult Ala Carte	006-1523-0000-000000-400	11.25
77403	19	10/31/2022	RC	Western Adult Ala Carte	006-1523-0000-000000-500	6.50
Receipt: 4120						\$ 808.66
77337	1	10/6/2022	RC	Federal Reimb P-EBT COVID High	006-4120-0000-000000-100	125.60
77337	2	10/6/2022	RC	Federal Reimb P-EBT COVID Jr High	006-4120-0000-000000-200	125.60
77337	3	10/6/2022	RC	Federal Reimb P-EBT COVID Central	006-4120-0000-000000-400	125.60
77337	4	10/6/2022	RC	Federal Reimb P-EBT COVID East	006-4120-0000-000000-300	125.60
77337	5	10/6/2022	RC	Federal Reimb P-EBT COVID Western	006-4120-0000-000000-500	125.60
Fund: 007						\$ 628.00
Receipt: 1410						\$ 61,922.76
77409	5	10/31/2022	RC	Richland Bank Int - Minutemen	007-1410-9100-000000-000	112.88
Fund: 010						\$ 112.88
Receipt: 1410						\$ 112.88
77409	7	10/31/2022	RC	Classroom Facilities Fund	010-1410-0000-000000-000	6,889.24
Fund: 018						\$ 6,889.24
Receipt: 1630						\$ 6,889.24
77379	3	10/19/2022	RC	Eastern school fees princ acct	018-1630-9300-000000-000	10.00
77406	1	10/11/2022	RC	Central fees princ acct	018-1630-9400-000000-000	18.00
77407	1	10/11/2022	RC	Central fees princ acct	018-1630-9400-000000-000	78.00
77330	1	10/5/2022	RC	Western fees princ acct	018-1630-9500-000000-000	60.00
77355	1	10/11/2022	RC	1st gr fieldtrip to Renaissance	018-1630-9500-000000-000	304.00
Receipt: 1690						\$ 470.00
77321	1	10/3/2022	RC	PSAT	018-1690-9100-000000-000	108.00
77322	1	10/3/2022	RC	MD Coffee service	018-1690-9100-000000-000	137.62
77348	1	10/10/2022	RC	MD Coffee service	018-1690-9100-000000-000	134.72
77352	1	10/11/2022	RC	PSAT	018-1690-9100-000000-000	18.00
77367	1	10/14/2022	RC	MD Coffee service	018-1690-9100-000000-000	170.50
77383	1	10/24/2022	RC	MD Coffee service	018-1690-9100-000000-000	157.82
Receipt: 1820						\$ 726.66

Reporting Period: October 2022 (FY 2023)

11/3/22 2:31 PM

Start Date: 10/01/2022

End Date: 10/31/2022

LEXINGTON LOCAL SCHOOLS Receipts Ledger Report

Receipt #	Line #	Date	Type	Description	Full Account Code	Amount
77404	1	10/27/2022	RC	Marco Photo commission	018-1820-9200-000000-000	\$ 733.08
Receipt:	1890					\$ 733.08
77405	1	10/11/2022	RC	Central Lost Library book	018-1890-9401-000000-000	4.00
77357	1	10/12/2022	RC	Lost Library books	018-1890-9501-000000-000	15.00
						\$ 19.00
Fund:	019					\$ 1,948.74
Receipt:	1890					
77385	3	10/25/2022	RC	PTO Recycling-Central	019-1890-9121-000000-000	14.42
77385	1	10/25/2022	RC	PTO Recycling-Eastern	019-1890-9122-000000-000	14.41
77385	2	10/25/2022	RC	PTO Recycling-Western	019-1890-9123-000000-000	14.41
						\$ 43.24
Fund:	024					\$ 43.24
Receipt:	1410					
77409	2	10/31/2022	RC	Richland Bank Int. 024	024-1410-0000-000000-000	572.95
						\$ 572.95
Receipt:	1872					
77387	1	10/26/2022	RC	Board's Premiums October	024-1872-0000-000000-000	367,086.61
77388	1	10/26/2022	RC	Employees' Premiums October	024-1872-0000-000000-000	69,148.14
						\$ 436,234.75
Fund:	200					\$ 436,807.70
Receipt:	1620					
77366	1	10/14/2022	RC	LEO club face painting	200-1620-9108-000000-000	65.00
77397	1	10/31/2022	RC	LEO club face painting	200-1620-9108-000000-000	120.84
77334	1	10/5/2022	RC	Homecoming tickets	200-1620-9114-000000-000	720.00
77319	1	10/3/2022	RC	Yearbook sales	200-1620-9119-000000-000	65.00
77323	2	10/3/2022	RC	Yearbook Sales	200-1620-9119-000000-000	130.00
77400	1	10/31/2022	RC	JH Student council candy sale	200-1620-9204-000000-000	357.00
						\$ 1,457.84
Receipt:	1630					
77324	1	10/3/2022	RC	French Club Dues	200-1630-9105-000000-000	80.00
						\$ 80.00
Receipt:	1690					
77323	1	10/3/2022	RC	Yearbook ad sales	200-1690-9119-000000-000	695.00
77335	1	10/5/2022	RC	Yearbook ad sales	200-1690-9119-000000-000	740.00
77369	1	10/14/2022	RC	Yearbook ad sales	200-1690-9119-000000-000	245.00
77384	1	10/24/2022	RC	Yearbook ad sales	200-1690-9119-000000-000	1,095.00

Reporting Period: October 2022 (FY 2023)

11/3/22 2:31 PM

Start Date: 10/01/2022

End Date: 10/31/2022

LEXINGTON LOCAL SCHOOLS Receipts Ledger Report

Receipt #	Line #	Date	Type	Description	Full Account Code	Amount
						\$ 2,775.00
						\$ 4,312.84
Fund:	300					
Receipt:	1610					
77326	1	10/3/2022	RC	FB adm vs. West Holmes	300-1610-9600-000000-700	\$ 5,204.00
77327	2	10/3/2022	RC	Girls Soccer adm vs. Wooster Online Sales	300-1610-9600-000000-704	38.00
77327	3	10/3/2022	RC	Varsity FB adm vs. West Holmes Online Sales	300-1610-9600-000000-700	170.00
77341	1	10/3/2022	RC	Boys Soccer adm vs. Kenton	300-1610-9600-000000-703	434.00
77342	1	10/3/2022	RC	JH VB adm vs. New Philadelphia	300-1610-9600-000000-714	332.00
77328	2	10/4/2022	RC	Boys Soccer adm vs. Kenton Online Sales	300-1610-9600-000000-703	26.00
77328	3	10/4/2022	RC	Varsity FB adm vs. West Holmes Online Sales	300-1610-9600-000000-700	476.00
77343	1	10/4/2022	RC	Girls Soccer adm vs. Olentangy Orange	300-1610-9600-000000-704	470.00
77329	1	10/5/2022	RC	Boys Soccer adm vs. Kenton Online Sales	300-1610-9600-000000-703	118.00
77329	2	10/5/2022	RC	VB adm vs. New Philadelphia Online Sales	300-1610-9600-000000-702	5.00
77329	3	10/5/2022	RC	Girls Soccer adm vs. Olentangy Orange Online Sales	300-1610-9600-000000-704	113.00
77344	1	10/5/2022	RC	Boys Soccer adm vs. West Holmes/Ontario	300-1610-9600-000000-703	1,007.00
77345	1	10/5/2022	RC	VB adm vs. New Philadelphia	300-1610-9600-000000-702	374.00
77360	1	10/6/2022	RC	JH FB adm vs. Wooster	300-1610-9600-000000-713	1,294.00
77346	1	10/7/2022	RC	Freshman FB Adm vs. New Philadelphia	300-1610-9600-000000-700	437.00
77347	1	10/7/2022	RC	JH VB adm vs. Highland	300-1610-9600-000000-714	303.00
77347	2	10/7/2022	RC	JH VB adm vs. Mt. Vernon	300-1610-9600-000000-702	670.00
77350	1	10/10/2022	RC	VB adm vs. Tiffin Columbian	300-1610-9600-000000-702	303.00
77349	1	10/11/2022	RC	JH VB adm vs. Madison	300-1610-9600-000000-714	392.00
77349	2	10/11/2022	RC	JH VB adm vs. Ontario	300-1610-9600-000000-702	721.00
77351	1	10/11/2022	RC	JV FB Adm vs. New Philadelphia	300-1610-9600-000000-700	297.00
77358	1	10/13/2022	RC	VB adm vs. Ontario Online Sales	300-1610-9600-000000-702	17.00
77359	2	10/14/2022	RC	Boys Soccer adm vs. Willard Online Sales	300-1610-9600-000000-703	10.00
77363	1	10/14/2022	RC	JV Boys Soccer adm vs. Willard	300-1610-9600-000000-703	112.00
77364	1	10/14/2022	RC	Boys Soccer adm vs. Bowling Green	300-1610-9600-000000-703	361.00
77365	1	10/17/2022	RC	Boys Soccer adm vs. Bowling Green Online Sales	300-1610-9600-000000-703	206.00
77365	2	10/17/2022	RC	Varsity FB adm vs. Madison Online Sales	300-1610-9600-000000-700	59.00
77374	1	10/17/2022	RC	FB adm vs. Madison	300-1610-9600-000000-700	4,502.00
77370	1	10/18/2022	RC	Varsity FB adm vs. Madison Online Sales	300-1610-9600-000000-700	374.00
77375	1	10/18/2022	RC	Girls Soccer adm vs. Bexley	300-1610-9600-000000-704	854.00
77371	1	10/19/2022	RC	Girls Soccer adm vs. Bexley Online Sales	300-1610-9600-000000-704	110.00
						\$ 19,789.00
Receipt:	1620					
77326	2	10/3/2022	RC	FB Program Sales	300-1620-9600-000000-700	155.00

Reporting Period: October 2022 (FY 2023)

11/3/22 2:31 PM

Start Date: 10/01/2022

End Date: 10/31/2022

LEXINGTON LOCAL SCHOOLS
Receipts Ledger Report

Receipt #	Line #	Date	Type	Description	Full Account Code	Amount
77374	2	10/17/2022	RC	FB Program Sales	300-1620-9600-000000-700	\$ 115.00
Receipt:	1890					<u>\$ 270.00</u>
77345	2	10/5/2022	RC	Girls Golf Entry Fees	300-1890-9600-000000-706	825.00
						<u>\$ 825.00</u>
Fund:	451					<u>\$ 20,884.00</u>
Receipt:	3219					
77377	1	10/19/2022	RC	Network Connectivity Revenue	451-3219-9023-000000-000	4,500.00
						<u>\$ 4,500.00</u>
Fund:	516					<u>\$ 4,500.00</u>
Receipt:	4220					
77393	1	10/28/2022	RC	IDEA-B Revenue	516-4220-9023-000000-000	61,532.62
						<u>\$ 61,532.62</u>
Fund:	572					<u>\$ 61,532.62</u>
Receipt:	4220					
77394	1	10/28/2022	RC	Title I Revenue	572-4220-9023-000000-000	54,369.36
						<u>\$ 54,369.36</u>
Fund:	587					<u>\$ 54,369.36</u>
Receipt:	4220					
77395	1	10/28/2022	RC	ECSE Revenue	587-4220-9023-000000-000	451.40
						<u>\$ 451.40</u>
Fund:	590					<u>\$ 451.40</u>
Receipt:	4220					
77396	1	10/28/2022	RC	Title II-A Revenue	590-4220-9023-000000-000	9,206.96
						<u>\$ 9,206.96</u>
Fund:	599					<u>\$ 9,206.96</u>
Receipt:	4220					
77378	1	10/17/2022	RC	OFCC School Safety Revenue	599-4220-9023-000000-000	47,992.94
						<u>\$ 47,992.94</u>
Fund:	599					<u>\$ 47,992.94</u>
Receipt:	4220					
Grand Total						<u>\$ 1,615,379.62</u>

Reporting Period: October 2022 (FY 2023)

11/3/22 2:29 PM

As Of Period: 10/31/2022

LEXINGTON LOCAL SCHOOLS
Revenue Account Summary

Fund-SCC	Description	FYTDReceivable	FYTD Received	MTD Received	YTD Received
SCC:	0000				
001-0000	GENERAL FUND	\$ 23,986,204.23	\$ 9,570,128.10	\$ 896,198.76	\$ 22,856,951.16
		\$ 23,986,204.23	\$ 9,570,128.10	\$ 896,198.76	\$ 22,856,951.16
SCC:	9412				
001-9412	GENERAL BUDGET RESERVE SET- ASIDE-1%/BWC	0.00	0.00	0.00	0.00
		\$ 0.00	\$ 0.00	\$ 0.00	\$ 0.00
SCC:	0000				
002-0000	BOND RETIREMENT FUND	3,434,171.28	1,457,856.85	0.00	3,416,661.34
003-0000	PERMANENT IMPROVEMENT FUND	764,319.86	323,512.12	0.00	764,314.74
004-0000	LFI BUILDING FUND	10,409.13	18,229.49	8,206.18	21,542.77
006-0000	FOOD SERVICE FUND	1,185,721.35	127,714.28	61,922.76	864,026.38
		\$ 5,394,621.62	\$ 1,927,312.74	\$ 70,128.94	\$ 5,066,545.23
SCC:	9100				
007-9100	LEXINGTON MINUTEMEN ACADEMIC SCHOLARSHIP FUND	16,178.28	4,127.38	112.88	13,970.10
		\$ 16,178.28	\$ 4,127.38	\$ 112.88	\$ 13,970.10
SCC:	9800				
007-9800	TERRY McCAMMON SCHOLARSHIP FUND	0.00	0.00	0.00	0.00
		\$ 0.00	\$ 0.00	\$ 0.00	\$ 0.00
SCC:	9801				
007-9801	MINUTEMAN ALUMNI SCHOLARSHIP FUND	0.00	0.00	0.00	0.00
		\$ 0.00	\$ 0.00	\$ 0.00	\$ 0.00
SCC:	9999				
007-9999	LEXINGTON SCHOOLS TRUST FUND	0.00	0.00	0.00	0.00
		\$ 0.00	\$ 0.00	\$ 0.00	\$ 0.00
SCC:	0000				
010-0000	CLASSROOM FACILITIES CONSTRUCTION FUND	31,933.97	24,189.87	6,889.24	33,655.70
		\$ 31,933.97	\$ 24,189.87	\$ 6,889.24	\$ 33,655.70
SCC:	9100				
018-9100	HIGH SCHOOL PRINCIPAL'S FUND	5,336.93	1,304.06	654.66	5,085.94
		\$ 5,336.93	\$ 1,304.06	\$ 654.66	\$ 5,085.94
SCC:	9101				
018-9101	HIGH SCHOOL FLOWER FUND	393.00	0.00	0.00	0.00
		\$ 393.00	\$ 0.00	\$ 0.00	\$ 0.00
SCC:	9200				
018-9200	JUNIOR HIGH PRINCIPAL'S FUND	2,501.19	(204.42)	733.08	1,505.58
		\$ 2,501.19	\$ (204.42)	\$ 733.08	\$ 1,505.58
SCC:	9300				

Reporting Period: October 2022 (FY 2023)
 As Of Period: 10/31/2022

11/3/22 2:29 PM

LEXINGTON LOCAL SCHOOLS
Revenue Account Summary

Fund-SCC	Description	FYTDReceivable	FYTD Received	MTD Received	YTD Received
018-9300	EASTERN PRINCIPAL'S FUND	\$ 3,148.68	\$ 1,522.92	\$ 10.00	\$ 3,494.92
		\$ 3,148.68	\$ 1,522.92	\$ 10.00	\$ 3,494.92
SCC:	9301				
018-9301	EASTERN ELEMENTARY BOOKFAIR/BOXTOPS FUND	8,070.13	0.00	0.00	5,657.23
		\$ 8,070.13	\$ 0.00	\$ 0.00	\$ 5,657.23
SCC:	9302				
018-9302	EASTERN ELEMENTARY MATH	0.00	0.00	0.00	0.00
		\$ 0.00	\$ 0.00	\$ 0.00	\$ 0.00
SCC:	9303				
018-9303	EASTERN RUN CLUB	1,075.00	1,060.00	0.00	1,060.00
		\$ 1,075.00	\$ 1,060.00	\$ 0.00	\$ 1,060.00
SCC:	9400				
018-9400	CENTRAL PRINCIPAL'S FUND	3,050.29	1,747.62	96.00	2,847.22
		\$ 3,050.29	\$ 1,747.62	\$ 96.00	\$ 2,847.22
SCC:	9401				
018-9401	CENTRAL ELEMENTARY BOOKFAIR FUND	4,030.04	6.70	4.00	4,036.74
		\$ 4,030.04	\$ 6.70	\$ 4.00	\$ 4,036.74
SCC:	9402				
018-9402	CENTRAL ELEMENTARY ART	0.00	0.00	0.00	0.00
		\$ 0.00	\$ 0.00	\$ 0.00	\$ 0.00
SCC:	9500				
018-9500	WESTERN PRINCIPAL'S FUND	3,507.65	2,474.52	364.00	3,910.94
		\$ 3,507.65	\$ 2,474.52	\$ 364.00	\$ 3,910.94
SCC:	9501				
018-9501	WESTERN ELEMENTARY BOOKFAIR/BOXTOPS FUND	4,438.42	15.00	15.00	4,430.42
		\$ 4,438.42	\$ 15.00	\$ 15.00	\$ 4,430.42
SCC:	9502				
018-9502	HIGH SCHOOL ACADEMIC BOOSTERS FUND	0.00	0.00	0.00	0.00
		\$ 0.00	\$ 0.00	\$ 0.00	\$ 0.00
SCC:	9503				
018-9503	WESTERN ELEMENTARY ART	0.00	0.00	0.00	0.00
		\$ 0.00	\$ 0.00	\$ 0.00	\$ 0.00
SCC:	9602				
018-9602	JUNIOR HIGH ACADEMIC BOOSTERS FUND	0.00	0.00	0.00	0.00
		\$ 0.00	\$ 0.00	\$ 0.00	\$ 0.00
SCC:	9901				
018-9901	JUNIOR HIGH TEACHER ADVISORY FUND	0.00	0.00	0.00	0.00

Reporting Period: October 2022 (FY 2023)

11/3/22 2:29 PM

As Of Period: 10/31/2022

LEXINGTON LOCAL SCHOOLS
Revenue Account Summary

Fund-SCC	Description	FYTDReceivable	FYTD Received	MTD Received	YTD Received
SCC:	9001	\$ 0.00	\$ 0.00	\$ 0.00	\$ 0.00
019-9001	ACADEMIC BOOSTERS GRANTS	\$ 0.00	\$ 0.00	\$ 0.00	\$ 0.00
		\$ 0.00	\$ 0.00	\$ 0.00	\$ 0.00
SCC:	9121				
019-9121	CENTRAL ELEMENTARY PTO GRANTS	89.94	26.74	14.42	85.85
		\$ 89.94	\$ 26.74	\$ 14.42	\$ 85.85
SCC:	9122				
019-9122	EASTERN ELEMENTARY PTO GRANTS	89.95	1,026.73	14.41	1,085.83
		\$ 89.95	\$ 1,026.73	\$ 14.41	\$ 1,085.83
SCC:	9123				
019-9123	WESTERN ELEMENTARY PTO GRANTS	89.94	2,026.72	14.41	2,085.82
		\$ 89.94	\$ 2,026.72	\$ 14.41	\$ 2,085.82
SCC:	9200				
019-9200	RICHLAND COUNTY FOUNDATION GRANT PLAYGROUND	0.00	0.00	0.00	0.00
		\$ 0.00	\$ 0.00	\$ 0.00	\$ 0.00
SCC:	9201				
019-9201	RICHLAND COUNTY FOUNDATION GRANT CENTRAL PRID	0.00	0.00	0.00	0.00
		\$ 0.00	\$ 0.00	\$ 0.00	\$ 0.00
SCC:	9202				
019-9202	RICHLAND COUNTY FOUNDATION GRANT-HENSEL FY15	0.00	0.00	0.00	0.00
		\$ 0.00	\$ 0.00	\$ 0.00	\$ 0.00
SCC:	9204				
019-9204	RICHLAND COUNTY FOUNDATION GRANT-PELPHREY 15	0.00	0.00	0.00	0.00
		\$ 0.00	\$ 0.00	\$ 0.00	\$ 0.00
SCC:	9205				
019-9205	RICHLAND CO FOUNDATION GRANT-STAINED GLASS 16	0.00	0.00	0.00	0.00
		\$ 0.00	\$ 0.00	\$ 0.00	\$ 0.00
SCC:	9206				
019-9206	RICHLAND CO FOUNDATION GRANT-SEASONAL SCIE 16	0.00	0.00	0.00	0.00
		\$ 0.00	\$ 0.00	\$ 0.00	\$ 0.00
SCC:	9207				
019-9207	RICHLAND CO FOUNDATION-SCORE COMMON CORE 16	0.00	0.00	0.00	0.00
		\$ 0.00	\$ 0.00	\$ 0.00	\$ 0.00

Reporting Period: October 2022 (FY 2023)

11/3/22 2:29 PM

As Of Period: 10/31/2022

LEXINGTON LOCAL SCHOOLS
Revenue Account Summary

Fund-SCC	Description	FYTDReceivable	FYTD Received	MTD Received	YTD Received
SCC:	9208				
019-9208	RICHLAND CO FOUND-BUILD A COMM OF READERS	\$ 0.00	\$ 0.00	\$ 0.00	\$ 0.00
		\$ 0.00	\$ 0.00	\$ 0.00	\$ 0.00
SCC:	9209				
019-9209	RICH CO FOUND-LEARN TO READ FOR A LIFETIME	0.00	0.00	0.00	0.00
		\$ 0.00	\$ 0.00	\$ 0.00	\$ 0.00
SCC:	9210				
019-9210	RICH CO FOUND-MULTI-SENS APPROACH TO LEARNING	0.00	0.00	0.00	0.00
		\$ 0.00	\$ 0.00	\$ 0.00	\$ 0.00
SCC:	9211				
019-9211	RICH CO FOUND-BEE AWARENESS	0.00	0.00	0.00	0.00
		\$ 0.00	\$ 0.00	\$ 0.00	\$ 0.00
SCC:	9212				
019-9212	RICH CO FOUND-DONT LET THE PIGEON STOP TALK	0.00	0.00	0.00	0.00
		\$ 0.00	\$ 0.00	\$ 0.00	\$ 0.00
SCC:	9213				
019-9213	RICH CO FOUND-BRAIN GAMES 5.0	0.00	0.00	0.00	0.00
		\$ 0.00	\$ 0.00	\$ 0.00	\$ 0.00
SCC:	9214				
019-9214	RICH CO FOUND-TALKING SENSE TO OUR NUMBERS	0.00	0.00	0.00	0.00
		\$ 0.00	\$ 0.00	\$ 0.00	\$ 0.00
SCC:	9215				
019-9215	RICH CO FOUND-SEE THE CIVILIZATION	0.00	0.00	0.00	0.00
		\$ 0.00	\$ 0.00	\$ 0.00	\$ 0.00
SCC:	9216				
019-9216	RICH CO FOUND-SCIENCE OLYMPIAD	0.00	0.00	0.00	0.00
		\$ 0.00	\$ 0.00	\$ 0.00	\$ 0.00
SCC:	9217				
019-9217	RICH CO FOUND-KICK BACK WITH CLASSICS	0.00	0.00	0.00	0.00
		\$ 0.00	\$ 0.00	\$ 0.00	\$ 0.00
SCC:	9218				
019-9218	RICH CO FOUND-WRITE STUFF STEAM KIT	0.00	0.00	0.00	0.00
		\$ 0.00	\$ 0.00	\$ 0.00	\$ 0.00
SCC:	9219				
019-9219	RICH CO FOUND-CLASSROOM	0.00	0.00	0.00	0.00

Reporting Period: October 2022 (FY 2023)

11/3/22 2:29 PM

As Of Period: 10/31/2022

LEXINGTON LOCAL SCHOOLS
Revenue Account Summary

Fund-SCC	Description	FYTDReceivable	FYTD Received	MTD Received	YTD Received
	LIBRARY				
SCC:	9220	\$ 0.00	\$ 0.00	\$ 0.00	\$ 0.00
019-9220	RICH CO FOUND-LEGOS AND BUILDING BLOCKS	\$ 0.00	\$ 0.00	\$ 0.00	\$ 0.00
SCC:	9221	\$ 0.00	\$ 0.00	\$ 0.00	\$ 0.00
019-9221	RICH CO FOUND-SCIENCE DISCOVERY BINS	0.00	0.00	0.00	0.00
SCC:	9222	\$ 0.00	\$ 0.00	\$ 0.00	\$ 0.00
019-9222	RICH CO FOUND-ONE BIG HAPPY FAMILY	0.00	0.00	0.00	0.00
SCC:	9223	\$ 0.00	\$ 0.00	\$ 0.00	\$ 0.00
019-9223	RICH CO FOUND-MAKER MAVEN STEM	0.00	0.00	0.00	0.00
SCC:	9224	\$ 0.00	\$ 0.00	\$ 0.00	\$ 0.00
019-9224	RICH CO FOUND-STEM SNAP CIRCUITS	0.00	0.00	0.00	0.00
SCC:	9225	\$ 0.00	\$ 0.00	\$ 0.00	\$ 0.00
019-9225	RICH CO FOUND GRANT-STEM MATERIALS SNAP CIRCUITS	485.94	0.00	0.00	0.00
SCC:	9226	\$ 485.94	\$ 0.00	\$ 0.00	\$ 0.00
019-9226	RICH CO FOUND GRANT-SCIENCE ENRICH FIELD TRIP	1,500.00	0.00	0.00	0.00
SCC:	9227	\$ 1,500.00	\$ 0.00	\$ 0.00	\$ 0.00
019-9227	RICH CO FOUND GRANT-CAREER BOOKS AND ACTIVITIES	532.00	532.00	0.00	532.00
SCC:	9228	\$ 532.00	\$ 532.00	\$ 0.00	\$ 532.00
019-9228	RICH CO FOUND GRANT-SOCIAL STUDIES MAKERSPACE	1,490.34	1,490.34	0.00	1,490.34
SCC:	9301	\$ 1,490.34	\$ 1,490.34	\$ 0.00	\$ 1,490.34
019-9301	RICH CO FOUND/SECO ROBOTICS GRANT (HEIMANN)	0.00	0.00	0.00	0.00
SCC:	9302	\$ 0.00	\$ 0.00	\$ 0.00	\$ 0.00
019-9302	RICH CO RETIRED TEACHERS	0.00	0.00	0.00	0.00

Reporting Period: October 2022 (FY 2023)
 As Of Period: 10/31/2022

11/3/22 2:29 PM

LEXINGTON LOCAL SCHOOLS
Revenue Account Summary

Fund-SCC	Description	FYTDReceivable	FYTD Received	MTD Received	YTD Received
	ASSOC				
SCC:	9303	\$ 0.00	\$ 0.00	\$ 0.00	\$ 0.00
019-9303	OHIO POWER GRANT (BERRY)	\$ 0.00	\$ 0.00	\$ 0.00	\$ 0.00
		\$ 0.00	\$ 0.00	\$ 0.00	\$ 0.00
SCC:	9304				
019-9304	RICHLAND CO RETIRED TEACHERS - HS ENGLISH	200.00	0.00	0.00	0.00
		\$ 200.00	\$ 0.00	\$ 0.00	\$ 0.00
SCC:	9500				
019-9500	DOLLAR GENERAL LIT FOUND - YOUTH LIT FY16	0.00	0.00	0.00	0.00
		\$ 0.00	\$ 0.00	\$ 0.00	\$ 0.00
SCC:	9502				
019-9502	RICHLAND CO HMG SENSORY GRANT	0.00	0.00	0.00	0.00
		\$ 0.00	\$ 0.00	\$ 0.00	\$ 0.00
SCC:	9616				
019-9616	WALMART TEACHER OF THE YEAR- DANIELLE SAVAGE	0.00	0.00	0.00	0.00
		\$ 0.00	\$ 0.00	\$ 0.00	\$ 0.00
SCC:	9601				
022-9601	OHSAA TOURNAMENT AGENCY FUND	18,860.00	(14,924.85)	0.00	(2,054.85)
		\$ 18,860.00	\$ (14,924.85)	\$ 0.00	\$ (2,054.85)
SCC:	0000				
024-0000	EMPLOYEE BENEFITS FUND FOR MEDICAL/DENTAL	5,401,960.89	1,757,405.45	436,807.70	4,406,570.21
034-0000	OFCC PROJECT MAINTENANCE FUND	186,410.78	79,425.58	0.00	185,739.29
		\$ 5,588,371.67	\$ 1,836,831.03	\$ 436,807.70	\$ 4,592,309.50
SCC:	9101				
200-9101	HIGH SCHOOL ART CLUB	0.00	0.00	0.00	0.00
		\$ 0.00	\$ 0.00	\$ 0.00	\$ 0.00
SCC:	9102				
200-9102	HIGH SCHOOL DRAMA CLUB	11,121.66	0.00	0.00	10,031.42
		\$ 11,121.66	\$ 0.00	\$ 0.00	\$ 10,031.42
SCC:	9103				
200-9103	HIGH SCHOOL MATH CLUB	0.00	0.00	0.00	0.00
		\$ 0.00	\$ 0.00	\$ 0.00	\$ 0.00
SCC:	9104				
200-9104	HIGH SCHOOL LEADERSHIP COUNCIL	1,607.00	0.00	0.00	0.00

Reporting Period: October 2022 (FY 2023)
 As Of Period: 10/31/2022

11/3/22 2:29 PM

LEXINGTON LOCAL SCHOOLS
Revenue Account Summary

Fund-SCC	Description	FYTDReceivable	FYTD Received	MTD Received	YTD Received
		\$ 1,607.00	\$ 0.00	\$ 0.00	\$ 0.00
SCC:	9105				
200-9105	HIGH SCHOOL FRENCH CLUB	\$ 0.00	\$ 80.00	\$ 80.00	\$ 80.00
		\$ 0.00	\$ 80.00	\$ 80.00	\$ 80.00
SCC:	9107				
200-9107	HIGH SCHOOL SPANISH CLUB	120.00	0.00	0.00	120.00
		\$ 120.00	\$ 0.00	\$ 0.00	\$ 120.00
SCC:	9108				
200-9108	HIGH SCHOOL LEO CLUB	148.25	185.84	185.84	185.84
		\$ 148.25	\$ 185.84	\$ 185.84	\$ 185.84
SCC:	9114				
200-9114	HIGH SCHOOL STUDENT COUNCIL FUND	2,108.21	720.00	720.00	1,918.65
		\$ 2,108.21	\$ 720.00	\$ 720.00	\$ 1,918.65
SCC:	9115				
200-9115	HIGH SCHOOL KEY CLUB	1,089.30	0.00	0.00	60.00
		\$ 1,089.30	\$ 0.00	\$ 0.00	\$ 60.00
SCC:	9116				
200-9116	HIGH SCHOOL CHESS CLUB	0.00	0.00	0.00	0.00
		\$ 0.00	\$ 0.00	\$ 0.00	\$ 0.00
SCC:	9119				
200-9119	HIGH SCHOOL YEARBOOK FUND	11,827.50	5,523.00	2,675.00	6,758.00
		\$ 11,827.50	\$ 5,523.00	\$ 2,675.00	\$ 6,758.00
SCC:	9120				
200-9120	HIGH SCHOOL JOURNALISM FUND	0.00	0.00	0.00	0.00
		\$ 0.00	\$ 0.00	\$ 0.00	\$ 0.00
SCC:	9121				
200-9121	HIGH SCHOOL NATIONAL HONOR SOCIETY	5,933.81	2,350.00	(2,043.00)	3,971.91
		\$ 5,933.81	\$ 2,350.00	\$ (2,043.00)	\$ 3,971.91
SCC:	9160				
200-9160	HIGH SCHOOL GERMAN CLUB	0.00	0.00	0.00	0.00
		\$ 0.00	\$ 0.00	\$ 0.00	\$ 0.00
SCC:	9201				
200-9201	JUNIOR HIGH ART CLUB	128.25	0.00	0.00	128.25
		\$ 128.25	\$ 0.00	\$ 0.00	\$ 128.25
SCC:	9204				
200-9204	JUNIOR HIGH STUDENT COUNCIL FUND	1,080.70	357.00	357.00	584.70
		\$ 1,080.70	\$ 357.00	\$ 357.00	\$ 584.70
SCC:	9205				
200-9205	JUNIOR HIGH LIBRARY CLUB	0.00	0.00	0.00	0.00

Reporting Period: October 2022 (FY 2023)

11/3/22 2:29 PM

As Of Period: 10/31/2022

LEXINGTON LOCAL SCHOOLS
Revenue Account Summary

Fund-SCC	Description	FYTDReceivable	FYTD Received	MTD Received	YTD Received
SCC:	9301	\$ 0.00	\$ 0.00	\$ 0.00	\$ 0.00
200-9301	EASTERN ELEMENTARY STUDENT ACTIVITY FUND	\$ 946.71	\$ 0.00	\$ 0.00	\$ 946.71
		\$ 946.71	\$ 0.00	\$ 0.00	\$ 946.71
SCC:	9302				
200-9302	EASTERN ELEMENTARY ROBOTICS FUND	0.00	0.00	0.00	0.00
		\$ 0.00	\$ 0.00	\$ 0.00	\$ 0.00
SCC:	9401				
200-9401	CENTRAL ELEMENTARY STUDENT ACTIVITY FUND	0.00	0.00	0.00	0.00
		\$ 0.00	\$ 0.00	\$ 0.00	\$ 0.00
SCC:	9611				
200-9611	HIGH SCHOOL INFORMED TEENS FUND	0.00	0.00	0.00	0.00
		\$ 0.00	\$ 0.00	\$ 0.00	\$ 0.00
SCC:	9612				
200-9612	JUNIOR HIGH INFORMED TEENS FUND	575.06	0.00	0.00	556.76
		\$ 575.06	\$ 0.00	\$ 0.00	\$ 556.76
SCC:	9106				
300-9106	HIGH SCHOOL INTRAMURALS	0.00	0.00	0.00	0.00
		\$ 0.00	\$ 0.00	\$ 0.00	\$ 0.00
SCC:	9115				
300-9115	JAZZ BAND	0.00	0.00	0.00	0.00
		\$ 0.00	\$ 0.00	\$ 0.00	\$ 0.00
SCC:	9116				
300-9116	CHOIR	0.00	0.00	0.00	0.00
		\$ 0.00	\$ 0.00	\$ 0.00	\$ 0.00
SCC:	9206				
300-9206	JUNIOR HIGH PHYS ED DEPARTMENT FUND	470.00	246.00	0.00	246.00
		\$ 470.00	\$ 246.00	\$ 0.00	\$ 246.00
SCC:	9210				
300-9210	JR HIGH INSTRUMENTAL	0.00	0.00	0.00	0.00
		\$ 0.00	\$ 0.00	\$ 0.00	\$ 0.00
SCC:	9600				
300-9600	ATHLETIC FUND	239,500.00	137,773.34	19,484.00	176,714.42
		\$ 239,500.00	\$ 137,773.34	\$ 19,484.00	\$ 176,714.42
SCC:	9601				
300-9601	ATHLETIC CAPITAL FUND	41,000.00	12,000.00	0.00	24,500.00
		\$ 41,000.00	\$ 12,000.00	\$ 0.00	\$ 24,500.00

Reporting Period: October 2022 (FY 2023)
 As Of Period: 10/31/2022

11/3/22 2:29 PM

LEXINGTON LOCAL SCHOOLS
Revenue Account Summary

Fund-SCC	Description	FYTDReceivable	FYTD Received	MTD Received	YTD Received
SCC:	9602				
300-9602	ORCHESTRA	\$ 0.00	\$ 0.00	\$ 0.00	\$ 0.00
		\$ 0.00	\$ 0.00	\$ 0.00	\$ 0.00
SCC:	9603				
300-9603	ELEMENTARY MUSIC	0.00	0.00	0.00	0.00
		\$ 0.00	\$ 0.00	\$ 0.00	\$ 0.00
SCC:	9605				
300-9605	BAND	0.00	0.00	0.00	0.00
		\$ 0.00	\$ 0.00	\$ 0.00	\$ 0.00
SCC:	9020				
451-9020	Network Connectivity FY 2020	0.00	0.00	0.00	0.00
		\$ 0.00	\$ 0.00	\$ 0.00	\$ 0.00
SCC:	9021				
451-9021	Network Connectivity FY 2021	0.00	0.00	0.00	0.00
		\$ 0.00	\$ 0.00	\$ 0.00	\$ 0.00
SCC:	9022				
451-9022	Network Connectivity FY2022	0.00	0.00	0.00	4,500.00
		\$ 0.00	\$ 0.00	\$ 0.00	\$ 4,500.00
SCC:	9023				
451-9023	DATA COMMUNICATION FUND	9,000.00	4,500.00	4,500.00	4,500.00
		\$ 9,000.00	\$ 4,500.00	\$ 4,500.00	\$ 4,500.00
SCC:	9922				
451-9922	Emergency Connectivity FY2022	0.00	0.00	0.00	0.00
		\$ 0.00	\$ 0.00	\$ 0.00	\$ 0.00
SCC:	0000				
467-0000	STUDENT WELLNESS AND SUCCESS FUND	0.00	0.00	0.00	0.00
		\$ 0.00	\$ 0.00	\$ 0.00	\$ 0.00
SCC:	9020				
499-9020	SCHOOL SAFETY GRANT FY20	0.00	0.00	0.00	0.00
		\$ 0.00	\$ 0.00	\$ 0.00	\$ 0.00
SCC:	9021				
499-9021	SCHOOL SAFETY GRANT FY21	0.00	0.00	0.00	0.00
		\$ 0.00	\$ 0.00	\$ 0.00	\$ 0.00
SCC:	9022				
499-9022	SCHOOL SAFETY GRANT FY22	12,461.88	0.00	0.00	0.00
		\$ 12,461.88	\$ 0.00	\$ 0.00	\$ 0.00
SCC:	9101				
499-9101	STATE GRANT 2001 READING IMPROV.INCENT-CENTRA	0.00	0.00	0.00	0.00
		\$ 0.00	\$ 0.00	\$ 0.00	\$ 0.00

Reporting Period: October 2022 (FY 2023)

11/3/22 2:29 PM

As Of Period: 10/31/2022

LEXINGTON LOCAL SCHOOLS
Revenue Account Summary

Fund-SCC	Description	FYTDReceivable	FYTD Received	MTD Received	YTD Received
SCC:	9121				
499-9121	SCHOOL BUS PURCHASE PROGRAM	\$ 0.00	\$ 0.00	\$ 0.00	\$ 0.00
		\$ 0.00	\$ 0.00	\$ 0.00	\$ 0.00
SCC:	9122				
499-9122	SCHOOL BUS PURCHASE PROGRAM	135,000.00	0.00	0.00	0.00
		\$ 135,000.00	\$ 0.00	\$ 0.00	\$ 0.00
SCC:	9123				
499-9123	MISCELLANEOUS STATE GRANT FUND	0.00	0.00	0.00	0.00
		\$ 0.00	\$ 0.00	\$ 0.00	\$ 0.00
SCC:	9922				
499-9922	MISCELLANEOUS STATE GRANT FUND	0.00	0.00	0.00	0.00
		\$ 0.00	\$ 0.00	\$ 0.00	\$ 0.00
SCC:	9913				
506-9913	OHIO RESIDENT EDUCATOR PROGRAM	0.00	0.00	0.00	0.00
		\$ 0.00	\$ 0.00	\$ 0.00	\$ 0.00
SCC:	9914				
506-9914	OHIO RESIDENT EDUCATOR PROGRAM	0.00	0.00	0.00	0.00
		\$ 0.00	\$ 0.00	\$ 0.00	\$ 0.00
SCC:	0000				
507-0000	ELEMENTARY AND SECONDARY SCHOOL EMERGENCY RELIEF FUND	0.00	0.00	0.00	0.00
		\$ 0.00	\$ 0.00	\$ 0.00	\$ 0.00
SCC:	9021				
507-9021	ESSER FUNDING FY21	0.00	0.00	0.00	0.00
		\$ 0.00	\$ 0.00	\$ 0.00	\$ 0.00
SCC:	9022				
507-9022	ESSER ARP FUNDING	887,216.90	153,457.65	0.00	397,122.30
		\$ 887,216.90	\$ 153,457.65	\$ 0.00	\$ 397,122.30
SCC:	9023				
507-9023	ELEMENTARY AND SECONDARY SCHOOL EMERGENCY RELIEF FUND	0.00	0.00	0.00	0.00
		\$ 0.00	\$ 0.00	\$ 0.00	\$ 0.00
SCC:	9921				
507-9921	ESSER II FUNDING	11,376.00	11,376.00	0.00	75,296.30
		\$ 11,376.00	\$ 11,376.00	\$ 0.00	\$ 75,296.30
SCC:	9021				
510-9021	CRF FUNDING FY21	0.00	0.00	0.00	0.00

LEXINGTON LOCAL SCHOOLS
Revenue Account Summary

Fund-SCC	Description	FYTDReceivable	FYTD Received	MTD Received	YTD Received
SCC:	9020	\$ 0.00	\$ 0.00	\$ 0.00	\$ 0.00
516-9020	IDEA-B SPECIAL EDUCATION FY20	\$ 0.00	\$ 0.00	\$ 0.00	\$ 0.00
		\$ 0.00	\$ 0.00	\$ 0.00	\$ 0.00
SCC:	9021				
516-9021	IDEA-B SPECIAL EDUCATION FY21	0.00	0.00	0.00	0.00
		\$ 0.00	\$ 0.00	\$ 0.00	\$ 0.00
SCC:	9022				
516-9022	IDEA-B SPECIAL EDUCATION FY22	117,767.30	117,767.30	0.00	410,977.87
		\$ 117,767.30	\$ 117,767.30	\$ 0.00	\$ 410,977.87
SCC:	9023				
516-9023	IDEA PART B GRANTS	542,957.65	61,532.62	61,532.62	61,532.62
		\$ 542,957.65	\$ 61,532.62	\$ 61,532.62	\$ 61,532.62
SCC:	9922				
516-9922	IDEA PART B GRANTS	10,033.00	5,510.87	0.00	74,673.09
		\$ 10,033.00	\$ 5,510.87	\$ 0.00	\$ 74,673.09
SCC:	9020				
572-9020	TITLE I FY20	0.00	0.00	0.00	0.00
		\$ 0.00	\$ 0.00	\$ 0.00	\$ 0.00
SCC:	9021				
572-9021	TITLE I FY21	0.00	0.00	0.00	0.00
		\$ 0.00	\$ 0.00	\$ 0.00	\$ 0.00
SCC:	9022				
572-9022	TITLE I FY22	48,855.54	43,774.96	0.00	165,966.09
		\$ 48,855.54	\$ 43,774.96	\$ 0.00	\$ 165,966.09
SCC:	9023				
572-9023	TITLE I DISADVANTAGED CHILDREN	265,377.63	54,369.36	54,369.36	54,369.36
		\$ 265,377.63	\$ 54,369.36	\$ 54,369.36	\$ 54,369.36
SCC:	9921				
572-9921	EOEC	0.00	0.00	0.00	0.00
		\$ 0.00	\$ 0.00	\$ 0.00	\$ 0.00
SCC:	9922				
572-9922	TITLE I DISADVANTAGED CHILDREN	0.00	7,000.00	0.00	7,000.00
		\$ 0.00	\$ 7,000.00	\$ 0.00	\$ 7,000.00
SCC:	9022				
584-9022	TITLE IV FY22	0.00	0.00	0.00	3,600.00
		\$ 0.00	\$ 0.00	\$ 0.00	\$ 3,600.00
SCC:	9023				
584-9023	TITLE IV, PART A, STUDENT SUPPORT AND ACADEMIC	29,875.00	0.00	0.00	0.00

Reporting Period: October 2022 (FY 2023)
 As Of Period: 10/31/2022

11/3/22 2:29 PM

LEXINGTON LOCAL SCHOOLS
Revenue Account Summary

Fund-SCC	Description	FYTDReceivable	FYTD Received	MTD Received	YTD Received
	ENRICHMENT PROGRAMS				
SCC:	9020	\$ 29,875.00	\$ 0.00	\$ 0.00	\$ 0.00
587-9020	EARLY CHILDHOOD SPECIAL EDUCATION IDEA FY20	\$ 0.00	\$ 0.00	\$ 0.00	\$ 0.00
		\$ 0.00	\$ 0.00	\$ 0.00	\$ 0.00
SCC:	9021				
587-9021	EARLY CHILDHOOD SPECIAL EDUCATION IDEA FY21	0.00	0.00	0.00	0.00
		\$ 0.00	\$ 0.00	\$ 0.00	\$ 0.00
SCC:	9022				
587-9022	EARLY CHILDHOOD SPECIAL EDUCATION IDEA FY22	0.00	0.00	0.00	8,214.57
		\$ 0.00	\$ 0.00	\$ 0.00	\$ 8,214.57
SCC:	9023				
587-9023	IDEA PRESCHOOL-HANDICAPPED	12,897.63	451.40	451.40	451.40
		\$ 12,897.63	\$ 451.40	\$ 451.40	\$ 451.40
SCC:	9922				
587-9922	IDEA PRESCHOOL-HANDICAPPED	8,347.75	2,313.40	0.00	2,313.40
		\$ 8,347.75	\$ 2,313.40	\$ 0.00	\$ 2,313.40
SCC:	9020				
590-9020	TITLE II-A IMPROVING TEACHER QUALITY FY20	0.00	0.00	0.00	0.00
		\$ 0.00	\$ 0.00	\$ 0.00	\$ 0.00
SCC:	9021				
590-9021	TITLE II-A IMPROVING TEACHER QUALITY FY21	0.00	0.00	0.00	0.00
		\$ 0.00	\$ 0.00	\$ 0.00	\$ 0.00
SCC:	9022				
590-9022	TITLE II-A IMPROVING TEACHER QUALITY FY22	0.00	0.00	0.00	27,620.08
		\$ 0.00	\$ 0.00	\$ 0.00	\$ 27,620.08
SCC:	9023				
590-9023	IMPROVING TEACHER QUALITY	54,493.51	9,206.96	9,206.96	9,206.96
		\$ 54,493.51	\$ 9,206.96	\$ 9,206.96	\$ 9,206.96
SCC:	9020				
599-9020	TITLE IV FY20	0.00	0.00	0.00	0.00
		\$ 0.00	\$ 0.00	\$ 0.00	\$ 0.00
SCC:	9021				
599-9021	TITLE IV FY21	0.00	0.00	0.00	0.00
		\$ 0.00	\$ 0.00	\$ 0.00	\$ 0.00
SCC:	9023				
599-9023	MISCELLANEOUS FED. GRANT	0.00	47,992.94	47,992.94	47,992.94

Reporting Period: October 2022 (FY 2023)

11/3/22 2:29 PM

As Of Period: 10/31/2022

LEXINGTON LOCAL SCHOOLS
Revenue Account Summary

Fund-SCC	Description	FYTDReceivable	FYTD Received	MTD Received	YTD Received
FUND					
		\$ 0.00	\$ 47,992.94	\$ 47,992.94	\$ 47,992.94
SCC:	9921				
599-9921	RICHLAND COUNTY MOBILE HOT SPOT GRANT	\$ 0.00	\$ 0.00	\$ 0.00	\$ 0.00
		\$ 0.00	\$ 0.00	\$ 0.00	\$ 0.00
SCC:	9922				
599-9922	MISCELLANEOUS FED. GRANT FUND	0.00	0.00	0.00	289,000.00
		\$ 0.00	\$ 0.00	\$ 0.00	\$ 289,000.00
Grand Total		\$ 37,539,515.45	\$ 14,039,181.84	\$ 1,611,569.62	\$ 34,469,825.31

Reporting Period: October 2022 (FY 2023)

11/3/22 2:28 PM

As Of Period: 10/31/2022

LEXINGTON LOCAL SCHOOLS Appropriation Summary Report

Fund-SCC	Description	FYTD Appropriated	Prior Year Encumbrance	FYTD Expendable	FYTD Expended	MTD Expended	Encumbrance	Future Encumbrance	FYTD Unencumbered	Percent Expended/Encumbered
001-0000	GENERAL FUND	\$ 24,584,128.28	\$ 485,635.50	\$ 25,069,763.78	\$ 8,298,269.22	\$ 2,103,466.75	\$ 2,440,030.97	\$ 0.00	\$ 14,331,463.59	42.83 %
001-9412	GENERAL BUDGET RESERVE SET-ASIDE-1%/BWC	0.00	0.00	0.00	0.00	0.00	0.00	0.00	0.00	0.00
002-0000	BOND RETIREMENT FUND	3,130,731.26	0.00	3,130,731.26	2,179,036.70	0.00	0.00	0.00	951,694.56	69.60
003-0000	PERMANENT IMPROVEMENT FUND	720,477.61	139,366.22	859,843.83	325,381.96	122,942.58	387,040.67	0.00	147,421.20	82.85
004-0000	LFI BUILDING FUND	3,180,801.03	613,556.96	3,794,357.99	1,540,557.84	461,670.73	506,590.30	0.00	1,747,209.85	53.95
006-0000	FOOD SERVICE FUND	876,916.40	664.80	877,581.20	232,405.88	77,397.57	180,869.93	0.00	464,305.39	47.09
007-9100	LEXINGTON MINUTEMEN ACADEMIC SCHOLARSHIP FUND	17,500.00	2,200.00	19,700.00	1,150.00	0.00	1,100.00	0.00	17,450.00	11.42
007-9800	TERRY McCAMMON SCHOLARSHIP FUND	0.00	0.00	0.00	0.00	0.00	0.00	0.00	0.00	0.00
007-9801	MINUTEMAN ALUMNI SCHOLARSHIP FUND	0.00	0.00	0.00	0.00	0.00	0.00	0.00	0.00	0.00
007-9999	LEXINGTON SCHOOLS TRUST FUND	0.00	0.00	0.00	0.00	0.00	0.00	0.00	0.00	0.00
010-0000	CLASSROOM FACILITIES CONSTRUCTION FUND	(87,649.86)	9,033,757.78	8,946,107.92	7,039,691.37	2,596,141.45	2,131,263.34	0.00	(224,846.79)	102.51
018-9100	HIGH SCHOOL PRINCIPAL'S FUND	5,336.93	0.00	5,336.93	1,657.62	1,572.75	3,416.38	0.00	262.93	95.07
018-9101	HIGH SCHOOL FLOWER FUND	393.61	0.00	393.61	0.00	0.00	0.00	0.00	393.61	0.00
018-9200	JUNIOR HIGH PRINCIPAL'S FUND	5,579.71	130.50	5,710.21	772.50	0.00	165.50	0.00	4,772.21	16.43
018-9300	EASTERN PRINCIPAL'S FUND	2,104.49	0.00	2,104.49	152.62	152.62	1,150.99	0.00	800.88	61.94
018-9301	EASTERN ELEMENTARY BOOKFAIR/BOXTOPS FUND	8,300.24	0.00	8,300.24	186.83	0.00	4,000.00	0.00	4,113.41	50.44
018-9302	EASTERN ELEMENTARY MATH	0.00	0.00	0.00	0.00	0.00	0.00	0.00	0.00	0.00
018-9303	EASTERN RUN	1,250.00	204.86	1,454.86	138.13	138.13	1,301.73	0.00	15.00	98.97

Reporting Period: October 2022 (FY 2023)

11/3/22 2:28 PM

As Of Period: 10/31/2022

LEXINGTON LOCAL SCHOOLS Appropriation Summary Report

Fund-SCC	Description	FYTD Appropriated	Prior Year Encumbrance	FYTD Expendable	FYTD Expended	MTD Expended	Encumbrance	Future Encumbrance	FYTD Unencumbered	Percent Expended/Encumbered
018-9400	CLUB CENTRAL PRINCIPAL'S FUND	\$ 5,031.75	\$ 825.81	\$ 5,857.56	\$ 91.78	\$ 0.00	\$ 1,925.81	\$ 0.00	\$ 3,839.97	34.44 %
018-9401	CENTRAL ELEMENTARY BOOKFAIR FUND	6,000.00	0.00	6,000.00	0.00	0.00	0.00	0.00	6,000.00	0.00
018-9402	CENTRAL ELEMENTARY ART	0.00	0.00	0.00	0.00	0.00	200.00	0.00	(200.00)	0.00
018-9500	WESTERN PRINCIPAL'S FUND	3,334.77	452.36	3,787.13	1,624.73	713.91	414.50	0.00	1,747.90	53.85
018-9501	WESTERN ELEMENTARY BOOKFAIR/BOXTOP S FUND	6,000.00	0.00	6,000.00	131.83	53.32	0.00	0.00	5,868.17	2.20
018-9502	HIGH SCHOOL ACADEMIC BOOSTERS FUND	0.00	0.00	0.00	0.00	0.00	0.00	0.00	0.00	0.00
018-9503	WESTERN ELEMENTARY ART	0.00	0.00	0.00	1,174.12	1,174.12	0.00	0.00	(1,174.12)	0.00
018-9602	JUNIOR HIGH ACADEMIC BOOSTERS FUND	0.00	0.00	0.00	0.00	0.00	0.00	0.00	0.00	0.00
018-9901	JUNIOR HIGH TEACHER ADVISORY FUND	0.00	0.00	0.00	13.95	0.00	0.00	0.00	(13.95)	0.00
019-9001	ACADEMIC BOOSTERS GRANTS	0.00	0.00	0.00	0.00	0.00	0.00	0.00	0.00	0.00
019-9121	CENTRAL ELEMENTARY PTO GRANTS	1,500.00	0.00	1,500.00	0.00	0.00	0.00	0.00	1,500.00	0.00
019-9122	EASTERN ELEMENTARY PTO GRANTS	1,500.00	0.00	1,500.00	0.00	0.00	0.00	0.00	1,500.00	0.00
019-9123	WESTERN ELEMENTARY PTO GRANTS	1,500.00	0.00	1,500.00	0.00	0.00	0.00	0.00	1,500.00	0.00
019-9200	RICHLAND COUNTY FOUNDATION GRANT PLAYGROUND	0.00	0.00	0.00	0.00	0.00	0.00	0.00	0.00	0.00
019-9201	RICHLAND COUNTY FOUNDATION GRANT CENTRAL PRID	0.00	0.00	0.00	0.00	0.00	0.00	0.00	0.00	0.00
019-9202	RICHLAND COUNTY FOUNDATION GRANT-HENSEL FY15	0.00	0.00	0.00	0.00	0.00	0.00	0.00	0.00	0.00

Reporting Period: October 2022 (FY 2023)

11/3/22 2:28 PM

As Of Period: 10/31/2022

LEXINGTON LOCAL SCHOOLS Appropriation Summary Report

Fund-SCC	Description	FYTD Appropriated	Prior Year Encumbrance	FYTD Expendable	FYTD Expended	MTD Expended	Encumbrance	Future Encumbrance	FYTD Unencumbered	Percent Expended/Encumbered
019-9204	RICHLAND COUNTY FOUNDATION GRANT-PELPHREY 15	\$ 0.00	\$ 0.00	\$ 0.00	\$ 0.00	\$ 0.00	\$ 0.00	\$ 0.00	\$ 0.00	0.00 %
019-9205	RICHLAND CO FOUNDATION GRANT-STAINED GLASS 16	0.00	0.00	0.00	0.00	0.00	0.00	0.00	0.00	0.00
019-9206	RICHLAND CO FOUNDATION GRANT-SEASONAL SCIE 16	0.00	0.00	0.00	0.00	0.00	0.00	0.00	0.00	0.00
019-9207	RICHLAND CO FOUNDATION-S CORE COMMON CORE 16	0.00	0.00	0.00	0.00	0.00	0.00	0.00	0.00	0.00
019-9208	RICHLAND CO FOUND-BUILD A COMM OF READERS	0.00	0.00	0.00	0.00	0.00	0.00	0.00	0.00	0.00
019-9209	RICH CO FOUND-LEARN TO READ FOR A LIFETIME	0.00	0.00	0.00	0.00	0.00	0.00	0.00	0.00	0.00
019-9210	RICH CO FOUND-MULTI-SENS APPROACH TO LEARNING	0.00	0.00	0.00	0.00	0.00	0.00	0.00	0.00	0.00
019-9211	RICH CO FOUND-BEE AWARENESS	0.00	0.00	0.00	0.00	0.00	0.00	0.00	0.00	0.00
019-9212	RICH CO FOUND-DONT LET THE PIGEON STOP TALK	0.00	0.00	0.00	0.00	0.00	0.00	0.00	0.00	0.00
019-9213	RICH CO FOUND-BRAIN GAMES 5.0	0.00	0.00	0.00	0.00	0.00	0.00	0.00	0.00	0.00
019-9214	RICH CO FOUND-TALKING SENSE TO OUR NUMBERS	0.00	0.00	0.00	0.00	0.00	0.00	0.00	0.00	0.00
019-9215	RICH CO FOUND-SEE THE CIVILIZATION	0.00	0.00	0.00	0.00	0.00	0.00	0.00	0.00	0.00
019-9216	RICH CO FOUND-SCIENCE OLYMPIAD	0.00	0.00	0.00	0.00	0.00	0.00	0.00	0.00	0.00
019-9217	RICH CO FOUND-KICK BACK WITH CLASSICS	0.00	0.00	0.00	0.00	0.00	0.00	0.00	0.00	0.00
019-9218	RICH CO FOUND-WRITE STUFF STEAM KIT	0.00	0.00	0.00	0.00	0.00	0.00	0.00	0.00	0.00

Reporting Period: October 2022 (FY 2023)

11/3/22 2:28 PM

As Of Period: 10/31/2022

LEXINGTON LOCAL SCHOOLS Appropriation Summary Report

Fund-SCC	Description	FYTD Appropriated	Prior Year Encumbrance	FYTD Expendable	FYTD Expended	MTD Expended	Encumbrance	Future Encumbrance	FYTD Unencumbered	Percent Expended/Encumbered
019-9219	RICH CO FOUND-CLASSROOM LIBRARY	\$ 0.00	\$ 0.00	\$ 0.00	\$ 0.00	\$ 0.00	\$ 0.00	\$ 0.00	\$ 0.00	0.00 %
019-9220	RICH CO FOUND-LEGOS AND BUILDING BLOCKS	0.00	0.00	0.00	0.00	0.00	0.00	0.00	0.00	0.00
019-9221	RICH CO FOUND-SCIENCE DISCOVERY BINS	0.00	0.00	0.00	0.00	0.00	0.00	0.00	0.00	0.00
019-9222	RICH CO FOUND-ONE BIG HAPPY FAMILY	0.00	0.00	0.00	0.00	0.00	0.00	0.00	0.00	0.00
019-9223	RICH CO FOUND-MAKER MAVEN STEM	0.00	0.00	0.00	0.00	0.00	0.00	0.00	0.00	0.00
019-9224	RICH CO FOUND-STEM SNAP CIRCUITS	0.00	0.00	0.00	0.00	0.00	0.00	0.00	0.00	0.00
019-9225	RICH CO FOUND GRANT-STEM MATERIALS SNAP CIRCUITS	0.00	0.00	0.00	0.00	0.00	0.00	0.00	0.00	0.00
019-9226	RICH CO FOUND GRANT-SCIENCE ENRICH FIELD TRIP	0.00	0.00	0.00	0.00	0.00	0.00	0.00	0.00	0.00
019-9227	RICH CO FOUND GRANT-CAREER BOOKS AND ACTIVITIES	532.00	0.00	532.00	0.00	0.00	532.00	0.00	0.00	100.00
019-9228	RICH CO FOUND GRANT-SOCIAL STUDIES MAKERSPACE	1,490.34	0.00	1,490.34	1,472.82	1,472.82	17.52	0.00	0.00	100.00
019-9301	RICH CO FOUND/SECO ROBOTICS GRANT (HEIMANN)	0.00	0.00	0.00	0.00	0.00	0.00	0.00	0.00	0.00
019-9302	RICH CO RETIRED TEACHERS ASSOC	0.00	0.00	0.00	0.00	0.00	0.00	0.00	0.00	0.00
019-9303	OHIO POWER GRANT (BERRY)	0.00	0.00	0.00	0.00	0.00	0.00	0.00	0.00	0.00
019-9304	RICHLAND CO RETIRED TEACHERS - HS ENGLISH	0.00	0.00	0.00	0.00	0.00	0.00	0.00	0.00	0.00
019-9500	DOLLAR GENERAL LIT FOUND - YOUTH LIT FY16	0.00	0.00	0.00	0.00	0.00	0.00	0.00	0.00	0.00

Reporting Period: October 2022 (FY 2023)

11/3/22 2:28 PM

As Of Period: 10/31/2022

LEXINGTON LOCAL SCHOOLS Appropriation Summary Report

Fund-SCC	Description	FYTD Appropriated	Prior Year Encumbrance	FYTD Expendable	FYTD Expended	MTD Expended	Encumbrance	Future Encumbrance	FYTD Unencumbered	Percent Expended/Encumbered
019-9502	RICHLAND CO HMG SENSORY GRANT	\$ 0.00	\$ 0.00	\$ 0.00	\$ 0.00	\$ 0.00	\$ 0.00	\$ 0.00	\$ 0.00	0.00 %
019-9616	WALMART TEACHER OF THE YEAR-DANIELLE SAVAGE	0.00	0.00	0.00	0.00	0.00	0.00	0.00	0.00	0.00
022-9601	OHSAA TOURNAMENT AGENCY FUND	11,545.88	4,975.00	16,520.88	4,439.78	726.85	25,336.27	0.00	(13,255.17)	180.23
024-0000	EMPLOYEE BENEFITS FUND FOR MEDICAL/DENTAL	5,658,000.00	259,508.34	5,917,508.34	1,829,398.34	398,291.41	122,036.19	0.00	3,966,073.81	32.98
034-0000	OFCC PROJECT MAINTENANCE FUND	3,206.00	0.00	3,206.00	1,263.52	0.00	0.00	0.00	1,942.48	39.41
200-9101	HIGH SCHOOL ART CLUB	0.00	0.00	0.00	0.00	0.00	0.00	0.00	0.00	0.00
200-9102	HIGH SCHOOL DRAMA CLUB	11,300.00	550.00	11,850.00	620.00	0.00	30.00	0.00	11,200.00	5.49
200-9103	HIGH SCHOOL MATH CLUB	0.00	0.00	0.00	0.00	0.00	0.00	0.00	0.00	0.00
200-9104	HIGH SCHOOL LEADERSHIP COUNCIL	1,650.00	250.00	1,900.00	0.00	0.00	250.00	0.00	1,650.00	13.16
200-9105	HIGH SCHOOL FRENCH CLUB	0.00	0.00	0.00	0.00	0.00	0.00	0.00	0.00	0.00
200-9107	HIGH SCHOOL SPANISH CLUB	0.00	252.00	252.00	0.00	0.00	252.00	0.00	0.00	100.00
200-9108	HIGH SCHOOL LEO CLUB	1,000.00	601.14	1,601.14	0.00	0.00	601.14	0.00	1,000.00	37.54
200-9114	HIGH SCHOOL STUDENT COUNCIL FUND	2,500.00	1,050.00	3,550.00	543.75	497.80	3,546.25	0.00	(540.00)	115.21
200-9115	HIGH SCHOOL KEY CLUB	2,500.00	0.00	2,500.00	0.00	0.00	0.00	0.00	2,500.00	0.00
200-9116	HIGH SCHOOL CHESS CLUB	0.00	0.00	0.00	0.00	0.00	0.00	0.00	0.00	0.00
200-9119	HIGH SCHOOL YEARBOOK FUND	15,000.00	12,404.20	27,404.20	12,804.80	12,764.56	16,000.00	0.00	(1,400.60)	105.11
200-9120	HIGH SCHOOL JOURNALISM FUND	0.00	0.00	0.00	0.00	0.00	0.00	0.00	0.00	0.00
200-9121	HIGH SCHOOL NATIONAL HONOR SOCIETY	5,933.81	0.00	5,933.81	2,971.50	2,586.50	500.00	0.00	2,462.31	58.50
200-9160	HIGH SCHOOL GERMAN CLUB	0.00	0.00	0.00	0.00	0.00	0.00	0.00	0.00	0.00
200-9201	JUNIOR HIGH ART	500.00	0.00	500.00	0.00	0.00	0.00	0.00	500.00	0.00

Reporting Period: October 2022 (FY 2023)

11/3/22 2:28 PM

As Of Period: 10/31/2022

LEXINGTON LOCAL SCHOOLS Appropriation Summary Report

Fund-SCC	Description	FYTD Appropriated	Prior Year Encumbrance	FYTD Expendable	FYTD Expended	MTD Expended	Encumbrance	Future Encumbrance	FYTD Unencumbered	Percent Expended/Encumbered
200-9204	CLUB JUNIOR HIGH STUDENT COUNCIL FUND	\$ 1,750.00	\$ 0.00	\$ 1,750.00	\$ 55.60	\$ 55.60	\$ 33.36	\$ 0.00	\$ 1,661.04	5.08 %
200-9205	JUNIOR HIGH LIBRARY CLUB	0.00	0.00	0.00	0.00	0.00	0.00	0.00	0.00	0.00
200-9301	EASTERN ELEMENTARY STUDENT ACTIVITY FUND	1,500.00	0.00	1,500.00	0.00	0.00	0.00	0.00	1,500.00	0.00
200-9302	EASTERN ELEMENTARY ROBOTICS FUND	0.00	0.00	0.00	0.00	0.00	0.00	0.00	0.00	0.00
200-9401	CENTRAL ELEMENTARY STUDENT ACTIVITY FUND	0.00	0.00	0.00	0.00	0.00	0.00	0.00	0.00	0.00
200-9611	HIGH SCHOOL INFORMED TEENS FUND	0.00	0.00	0.00	0.00	0.00	0.00	0.00	0.00	0.00
200-9612	JUNIOR HIGH INFORMED TEENS FUND	500.00	500.00	1,000.00	0.00	0.00	500.00	0.00	500.00	50.00
300-9106	HIGH SCHOOL INTRAMURALS	0.00	0.00	0.00	0.00	0.00	0.00	0.00	0.00	0.00
300-9115	JAZZ BAND	0.00	0.00	0.00	754.99	0.00	0.00	0.00	(754.99)	0.00
300-9116	CHOIR	0.00	0.00	0.00	0.00	0.00	0.00	0.00	0.00	0.00
300-9206	JUNIOR HIGH PHYS ED DEPARTMENT FUND	666.01	0.00	666.01	0.00	0.00	1,200.00	0.00	(533.99)	180.18
300-9210	JR HIGH INSTRUMENTAL	0.00	0.00	0.00	0.00	0.00	0.00	0.00	0.00	0.00
300-9600	ATHLETIC FUND	239,030.00	18,633.56	257,663.56	99,429.35	13,901.50	118,184.32	0.00	40,049.89	84.46
300-9601	ATHLETIC CAPITAL FUND	37,969.24	6,386.66	44,355.90	0.00	0.00	6,309.44	0.00	38,046.46	14.22
300-9602	ORCHESTRA	0.00	0.00	0.00	0.00	0.00	0.00	0.00	0.00	0.00
300-9603	ELEMENTARY MUSIC	0.00	0.00	0.00	0.00	0.00	0.00	0.00	0.00	0.00
300-9605	BAND	0.00	0.00	0.00	0.00	0.00	0.00	0.00	0.00	0.00
451-9020	Network Connectivity FY 2020	0.00	0.00	0.00	0.00	0.00	0.00	0.00	0.00	0.00
451-9021	Network Connectivity FY 2021	0.00	0.00	0.00	0.00	0.00	0.00	0.00	0.00	0.00
451-9022	Network Connectivity FY2022	0.00	0.00	0.00	0.00	(9,000.00)	0.00	0.00	0.00	0.00

**LEXINGTON LOCAL SCHOOLS
Appropriation Summary Report**

Fund-SCC	Description	FYTD Appropriated	Prior Year Encumbrance	FYTD Expendable	FYTD Expended	MTD Expended	Encumbrance	Future Encumbrance	FYTD Unencumbered	Percent Expended/Encumbered
451-9023	DATA COMMUNICATION FUND	\$ 9,000.00	\$ 0.00	\$ 9,000.00	\$ 9,000.00	\$ 9,000.00	\$ 0.00	\$ 0.00	\$ 0.00	100.00 %
451-9922	Emergency Connectivity FY2022	0.00	0.00	0.00	0.00	0.00	0.00	0.00	0.00	0.00
467-0000	STUDENT WELLNESS AND SUCCESS FUND	0.00	0.00	0.00	0.00	0.00	4,000.00	0.00	(4,000.00)	0.00
499-9020	SCHOOL SAFETY GRANT FY20	0.00	0.00	0.00	0.00	0.00	0.00	0.00	0.00	0.00
499-9021	SCHOOL SAFETY GRANT FY21	0.00	0.00	0.00	0.00	0.00	0.00	0.00	0.00	0.00
499-9022	SCHOOL SAFETY GRANT FY22	12,461.88	0.00	12,461.88	0.00	0.00	0.00	0.00	12,461.88	0.00
499-9101	STATE GRANT 2001 READING IMPROV.INCENT-	0.00	0.00	0.00	0.00	0.00	0.00	0.00	0.00	0.00
499-9121	SCHOOL BUS PURCHASE PROGRAM	0.00	0.00	0.00	0.00	0.00	135,000.00	0.00	(135,000.00)	0.00
499-9122	SCHOOL BUS PURCHASE PROGRAM	0.00	0.00	0.00	0.00	0.00	0.00	0.00	0.00	0.00
499-9123	MISCELLANEOUS STATE GRANT FUND	135,000.00	0.00	135,000.00	0.00	0.00	0.00	0.00	135,000.00	0.00
499-9922	MISCELLANEOUS STATE GRANT FUND	0.00	0.00	0.00	0.00	0.00	0.00	0.00	0.00	0.00
506-9913	OHIO RESIDENT EDUCATOR PROGRAM	0.00	0.00	0.00	0.00	0.00	0.00	0.00	0.00	0.00
506-9914	OHIO RESIDENT EDUCATOR PROGRAM	0.00	0.00	0.00	0.00	0.00	0.00	0.00	0.00	0.00
507-0000	ELEMENTARY AND SECONDARY SCHOOL EMERGENCY RELIEF FUND	0.00	0.00	0.00	0.00	0.00	0.00	0.00	0.00	0.00
507-9021	ESSER FUNDING FY21	0.00	0.00	0.00	0.00	0.00	0.00	0.00	0.00	0.00
507-9022	ESSER ARP FUNDING	479,045.09	245,036.25	724,081.34	483,373.97	304,423.70	209,393.81	0.00	31,313.56	95.68
507-9023	ELEMENTARY AND SECONDARY SCHOOL EMERGENCY RELIEF FUND	0.00	0.00	0.00	0.00	0.00	0.00	0.00	0.00	0.00

Reporting Period: October 2022 (FY 2023)

11/3/22 2:28 PM

As Of Period: 10/31/2022

LEXINGTON LOCAL SCHOOLS Appropriation Summary Report

Fund-SCC	Description	FYTD Appropriated	Prior Year Encumbrance	FYTD Expendable	FYTD Expended	MTD Expended	Encumbrance	Future Encumbrance	FYTD Unencumbered	Percent Expended/Encumbered
507-9921	ESSER II FUNDING	\$ 81,760.84	\$ 12,007.37	\$ 93,768.21	\$ 11,526.00	\$ 150.00	\$ 3,441.87	\$ 0.00	\$ 78,800.34	15.96 %
510-9021	CRF FUNDING FY21	0.00	0.00	0.00	0.00	0.00	0.00	0.00	0.00	0.00
516-9020	IDEA-B SPECIAL EDUCATION FY20	0.00	0.00	0.00	0.00	0.00	0.00	0.00	0.00	0.00
516-9021	IDEA-B SPECIAL EDUCATION FY21	0.00	0.00	0.00	0.00	0.00	0.00	0.00	0.00	0.00
516-9022	IDEA-B SPECIAL EDUCATION FY22	0.00	37,191.85	37,191.85	3,999.56	(450.00)	36,791.85	0.00	(3,599.56)	109.68
516-9023	IDEA PART B GRANTS	509,765.36	0.00	509,765.36	94,259.56	65,385.22	648,318.55	0.00	(232,812.75)	145.67
516-9922	IDEA PART B GRANTS	0.00	4,522.13	4,522.13	0.00	(769.90)	3,810.23	0.00	711.90	84.26
572-9020	TITLE I FY20	0.00	0.00	0.00	0.00	0.00	0.00	0.00	0.00	0.00
572-9021	TITLE I FY21	0.00	50.00	50.00	0.00	0.00	50.00	0.00	0.00	100.00
572-9022	TITLE I FY22	0.00	11,697.68	11,697.68	6,667.10	0.00	11,697.68	0.00	(6,667.10)	157.00
572-9023	TITLE I DISADVANTAGED CHILDREN	265,377.63	0.00	265,377.63	83,057.20	33,019.81	1,108.06	0.00	181,212.37	31.72
572-9921	EOEC	0.00	0.00	0.00	0.00	0.00	0.00	0.00	0.00	0.00
572-9922	TITLE I DISADVANTAGED CHILDREN	0.00	0.00	0.00	7,000.00	0.00	0.00	0.00	(7,000.00)	0.00
584-9022	TITLE IV FY22	0.00	0.00	0.00	0.00	0.00	0.00	0.00	0.00	0.00
584-9023	TITLE IV, PART A, STUDENT SUPPORT AND ACADEMIC ENRICHMENT PROGRAMS	29,875.00	0.00	29,875.00	26,154.52	0.00	0.00	0.00	3,720.48	87.55
587-9020	EARLY CHILDHOOD SPECIAL EDUCATION IDEA FY20	0.00	0.00	0.00	0.00	0.00	0.00	0.00	0.00	0.00
587-9021	EARLY CHILDHOOD SPECIAL EDUCATION IDEA FY21	0.00	0.00	0.00	0.00	0.00	0.00	0.00	0.00	0.00
587-9022	EARLY CHILDHOOD SPECIAL EDUCATION IDEA FY22	0.00	0.00	0.00	0.00	0.00	0.00	0.00	0.00	0.00
587-9023	IDEA PRESCHOOL-HANDICAPPED	12,897.63	0.00	12,897.63	1,540.40	1,540.40	11,400.06	0.00	(42.83)	100.33
587-9922	IDEA PRESCHOOL-HANDICAPPED	6,034.35	0.00	6,034.35	0.00	0.00	0.00	0.00	6,034.35	0.00
590-9020	TITLE II-A IMPROVING TEACHER QUALITY	0.00	0.00	0.00	0.00	0.00	0.00	0.00	0.00	0.00

Reporting Period: October 2022 (FY 2023)

11/3/22 2:28 PM

As Of Period: 10/31/2022

**LEXINGTON LOCAL SCHOOLS
Appropriation Summary Report**

Fund-SCC	Description	FYTD Appropriated	Prior Year Encumbrance	FYTD Expendable	FYTD Expended	MTD Expended	Encumbrance	Future Encumbrance	FYTD Unencumbered	Percent Expended/Encumbered
	FY20									
590-9021	TITLE II-A IMPROVING TEACHER QUALITY FY21	\$ 0.00	\$ 0.00	\$ 0.00	\$ 0.00	\$ 0.00	\$ 0.00	\$ 0.00	\$ 0.00	0.00 %
590-9022	TITLE II-A IMPROVING TEACHER QUALITY FY22	0.00	0.00	0.00	0.00	0.00	0.00	0.00	0.00	0.00
590-9023	IMPROVING TEACHER QUALITY	54,493.51	0.00	54,493.51	18,413.92	9,206.96	0.00	0.00	36,079.59	33.79
599-9020	TITLE IV FY20	0.00	0.00	0.00	0.00	0.00	0.00	0.00	0.00	0.00
599-9021	TITLE IV FY21	0.00	0.00	0.00	0.00	0.00	0.00	0.00	0.00	0.00
599-9023	MISCELLANEOUS FED. GRANT FUND	0.00	0.00	0.00	0.00	0.00	0.00	0.00	0.00	0.00
599-9921	RICHLAND COUNTY MOBILE HOT SPOT GRANT	0.00	0.00	0.00	0.00	0.00	0.00	0.00	0.00	0.00
599-9922	MISCELLANEOUS FED. GRANT FUND	0.00	0.00	0.00	0.00	0.00	0.00	0.00	0.00	0.00
Grand Total		\$ 40,063,020.79	\$ 10,892,410.97	\$ 50,955,431.76	\$ 22,321,183.76	\$ 6,208,227.16	\$ 7,019,810.72	\$ 0.00	\$ 21,614,437.28	