

LEXINGTON LOCAL SCHOOLS



FINANCIAL REPORT
FOR THE PERIOD ENDING
JUNE 30, 2022

PREPARED BY
JASON WHITESEL, TREASURER

Gross Depository Balances:

Richland Bank MMA 5719	\$6,599,468.95
Richland Bank Sweep Acct 3520	\$752,656.33
Richland Bank General Acct 0580	\$300,000.00
Richland Bank Anthem Sweep 3523	\$644,832.77
Richland Bank EE Benefits 3180	\$0.00
Richland Bank Payroll Acct 9780	\$35,621.86
Richland Bank Athletic Acct 3280	\$4,985.00

Total Depository Balances (Gross) \$8,337,564.91

Adjustments to Bank Balance:

Cash in Transit to Bank	\$1,610.00
Outstanding Checks	(\$157,416.42)
Adjustments:	
Outstanding Vision Adjustment	(\$4.04)

Total Adjustments to Bank Balance (\$155,810.46)

Investments:

Treasury Bonds and Notes	\$13,052,433.82
Certificate of Deposits	\$2,321,000.00
Other Securities	\$0.00
Other Investments:	
Richland Bank MMA 5750	\$43,671.77
Richland Bank MMA R252	\$938,046.08
Commercial Paper R252	\$1,783,304.50

Total Investments \$18,138,456.17

Cash on Hand:

Petty Cash:	
Treasurer's Office	\$100.00
High School	\$0.00
Junior High School	\$0.00
Eastern, Central, Western	\$0.00
Change Cash:	
Athletic Change	\$0.00
Cafeteria Change	\$0.00
Junior High School	\$0.00
Cash with Fiscal Agent	\$0.00

Total Cash on Hand \$100.00

Total Balances \$26,320,310.62

Total Fund Balance \$26,320,310.62

Depository Clearance Accounts:

June 01, 2022 through June 30, 2022

Account Name : Lexington Local SD Managing Agency

Account No : 5750

Summary Of Investment Holdings

Shares or Par Value	Investment Category		Avg Unit Cost	Cost Basis	Unit Price	Market Value	Estimated Current Ann Inc	Current Yield
<u>Money Markets - Taxable</u>								
43,671.77	Northern Instl Government Select Portfolio		1.00	43,671.77	1.00	43,671.77	484.76	1.11%
Totals				43,671.77		43,671.77	484.76	1.11%
<u>Marketable CDs</u>								
200,000	American Express Centurion	2.400%	09/12/2022	100.00	200,000.00	100.12	200,240.40	4,800.00 2.40%
200,000	Discover Bank	2.250%	09/27/2022	100.00	200,000.00	100.11	200,216.20	4,500.00 2.25%
200,000	Sallie Mae Bank SLC UT	2.500%	12/13/2022	100.00	200,000.00	100.21	200,414.40	5,000.00 2.49%
25,000	State Bank of India NY	3.000%	03/06/2023	100.00	25,000.00	100.45	25,112.00	750.00 2.99%
200,000	Comenity Capital Bank	2.700%	04/17/2023	100.00	200,000.00	100.15	200,295.00	5,400.00 2.70%
150,000	Merrick Bank	2.050%	07/12/2023	100.00	150,000.00	99.16	148,734.90	3,075.00 2.07%
200,000	Capital One Natl Assn Va	0.500%	11/24/2023	100.00	200,000.00	96.52	193,047.00	1,000.00 0.52%
200,000	Luana Savings Bank	0.200%	12/29/2023	100.00	200,000.00	95.76	191,523.00	400.00 0.21%
100,000	Border State Bank	1.100%	03/27/2024	100.00	100,000.00	96.47	96,468.60	1,100.00 1.14%
248,000	Live Oak Banking Company	1.250%	09/13/2024	100.00	248,000.00	95.61	237,107.59	3,100.00 1.31%
200,000	Industrial & Com Bank 0.3	0.350%	02/11/2025	100.00	200,000.00	92.52	185,031.40	700.00 0.38%
150,000	Barclays Bk Del	2.950%	05/12/2025	100.00	150,000.00	98.81	148,216.35	4,425.00 2.99%
248,000	Goldman Sachs Bk USA	0.800%	08/18/2025	100.00	248,000.00	92.35	229,020.81	1,984.00 0.87%
Totals				2,321,000.00		2,255,427.65	36,234.00	1.61%
<u>U.S. Govt Agy-Exempt State</u>								
250,000	Federal Farm Cr Bks	0.220%	09/08/2023	99.95	249,862.50	96.75	241,879.41	550.00 0.23%
200,000	Federal Home Loan Banks	1.650%	12/28/2023	100.00	200,000.00	98.12	196,238.01	3,300.00 1.68%
200,000	Federal Home Loan Banks	0.220%	05/24/2024	100.00	200,000.00	95.33	190,664.82	440.00 0.23%
200,000	Federal Home Loan Banks	1.000%	07/19/2024	100.00	200,000.00	96.09	192,173.93	2,000.00 1.04%
200,000	Federal Farm Cr Bks	0.430%	10/15/2024	100.00	200,000.00	94.33	188,666.94	860.00 0.46%
250,000	Federal Home Loan Banks	2.000%	12/17/2024	100.11	250,284.71	97.83	244,571.01	5,000.00 2.04%
200,000	Federal Home Loan Banks	0.500%	09/10/2025	100.00	200,000.00	92.24	184,484.18	1,000.00 0.54%
200,000	Federal Home Loan Banks	0.500%	11/12/2025	100.00	200,000.00	91.86	183,712.65	1,000.00 0.54%
200,000	Federal Home Loan Banks	1.000%	03/30/2026	100.00	200,000.00	93.26	186,515.18	2,000.00 1.07%

June 01, 2022 through June 30, 2022

Account Name : Lexington Local SD Managing Agency

Account No : 5750

Summary Of Investment Holdings

Shares or Par Value	Investment Category			Avg Unit Cost	Cost Basis	Unit Price	Market Value	Estimated Current Ann Inc	Current Yield
200,000	Federal Farm Cr Bks	4.400%	06/22/2026	100.30	200,600.00	100.36	200,714.16	8,800.00	4.38%
300,000	Federal Home Loan Banks	1.125%	09/29/2026	100.11	300,339.38	91.56	274,669.82	3,375.00	1.23%
250,000	Federal Home Loan Banks	1.300%	11/24/2026	99.88	249,687.50	93.55	233,882.31	3,250.00	1.39%
Totals					2,650,774.09		2,518,172.42	31,575.00	1.25%
<u>U.S. Govt Agy-Non-Ex St-Int Only</u>									
200,000	Federal Home Ln Mtg Corp	3.200%	05/16/2025	100.00	200,000.00	99.70	199,404.59	6,400.00	3.21%
225,000	Federal Natl Mtg Assn	0.650%	07/30/2025	99.95	224,887.50	93.02	209,304.36	1,462.50	0.70%
Totals					424,887.50		408,708.95	7,862.50	1.92%
Total Investments					5,440,333.36		5,225,980.79	76,156.26	1.46%
Plus Net Cash							0.00		
Total Market Value							5,225,980.79		

Gain or Loss amounts and transactions, as shown, may not reflect the amount to be used for income tax purposes.

June 01, 2022 through June 30, 2022

Account Name : Lexington Local SD Bond Acct Man Agcy

Account No : R252

Summary Of Investment Holdings

Shares or Par Value	Investment Category		Avg Unit Cost	Cost Basis	Unit Price	Market Value	Estimated Current Ann Inc	Current Yield
<u>Money Markets - Taxable</u>								
938,046.08	Northern Instl Government Select Portfolio		1.00	938,046.08	1.00	938,046.08	10,412.31	1.11%
<i>Totals</i>				938,046.08		938,046.08	10,412.31	1.11%
<u>U.S. Treasury Bills</u>								
2,500,000	United States T- Bill	07/05/2022	99.89	2,497,350.00	99.99	2,499,677.50	23,546.96	0.94%
5,000,000	United States T-Bills	08/11/2022	99.74	4,987,195.15	99.85	4,992,390.00	66,149.17	1.33%
2,500,000	United States T-Bills	09/08/2022	99.69	2,492,227.08	99.70	2,492,590.00	38,635.15	1.55%
<i>Totals</i>				9,976,772.23		9,984,657.50	128,331.28	1.29%
<u>Commercial Paper - Corporate</u>								
900,000	Collateralized Coml Paper V LI	09/07/2022	99.51	895,604.08	99.60	896,406.30	0.00	0.00%
900,000	Credit Suisse First Boston N	01/03/2023	98.63	887,700.42	98.39	885,544.20	0.00	0.00%
<i>Totals</i>				1,783,304.50		1,781,950.50	0.00	0.00%
<i>Total Investments</i>				12,698,122.81		12,704,654.08	138,743.59	1.09%
<i>Plus Net Cash</i>						0.00		
<i>Total Market Value</i>						12,704,654.08		

Gain or Loss amounts and transactions, as shown, may not reflect the amount to be used for income tax purposes.

LEXINGTON LOCAL SCHOOLS
INVESTMENT REPORT FOR THE MONTH ENDING
JUNE 30, 2022

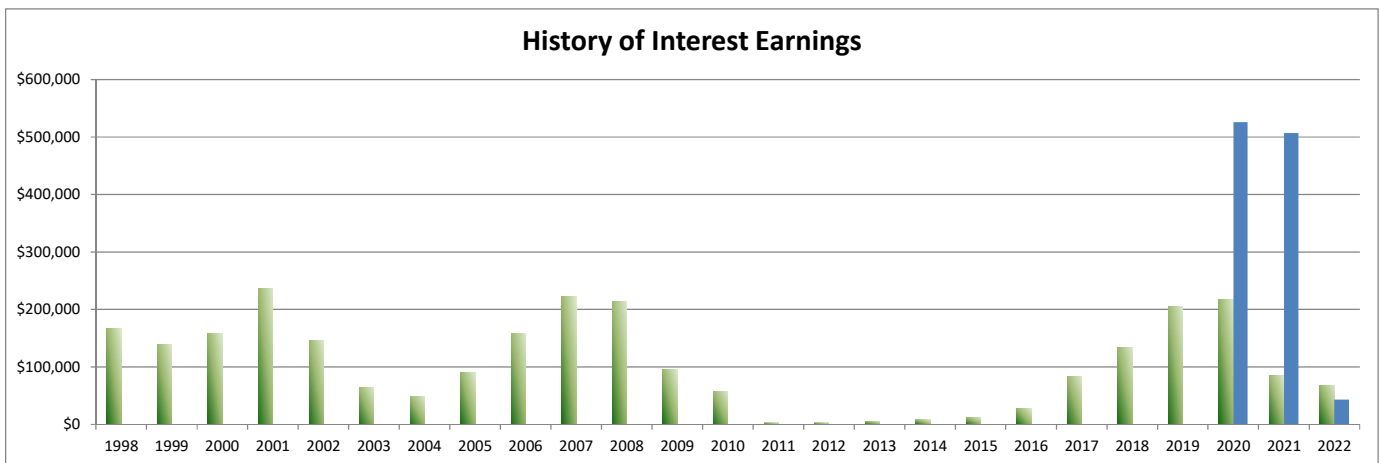
INTEREST EARNED:	THIS MONTH	FISCAL YEAR TO DATE
Richland Bank, General Sweep	\$337.69	\$1,331.58
Richland Bank, General MMA	\$3,094.90	\$7,688.41
Richland Bank, Anthem Sweep	\$179.05	\$444.30
Star Ohio	\$0.00	\$0.00
CDs, Bonds, and other investments	\$5,431.74	\$58,437.86
TOTAL INTEREST RECEIVED	\$9,043.38	\$67,902.15

INTEREST EARNED (LEX BOND ACCT)	THIS MONTH	FISCAL YEAR TO DATE
Richland Bank, General Sweep	\$0.00	\$0.00
Richland Bank, General MMA	\$0.00	\$0.00
Richland Bank, Anthem Sweep	\$0.00	\$0.00
Star Ohio	\$0.00	\$0.00
CDs, Bonds, and other investments	\$5,004.87	\$43,256.67
TOTAL INTEREST RECEIVED	\$5,004.87	\$43,256.67

History of Interest Earnings	Fiscal Year	Interest Earnings
	1998	\$ 167,057.52
	1999	\$ 138,113.69
	2000	\$ 157,991.72
	2001	\$ 236,839.79
	2002	\$ 146,052.34
	2003	\$ 63,712.36
	2004	\$ 47,970.95
	2005	\$ 90,719.94
	2006	\$ 158,724.51
	2007	\$ 221,998.86
	2008	\$ 213,660.34
	2009	\$ 95,639.63
	2010	\$ 56,860.22
	2011	\$ 3,001.78
	2012	\$ 3,090.00
	2013	\$ 5,758.97
	2014	\$ 8,349.92
	2015	\$ 11,765.22
	2016	\$ 28,300.22
	2017	\$ 83,194.26
	2018	\$ 133,582.49
	2019	\$ 205,588.68
	2020	\$ 218,228.66
	2021	\$ 85,117.81
FISCAL Year To Date	2022	\$67,902.15

Lex Bond Acct Interest Earnings	Fiscal Year	Interest Earnings
	2020	\$526,044.24
	2021	\$507,134.12
FISCAL Year To Date	2022	\$43,256.67

Total Interest Earnings 1998 to Present	\$ 2,649,222.03
--	------------------------



Reporting Period: June 2022 (FY 2022)

7/5/22 3:59 PM

As Of Period: 06/30/2022

LEXINGTON LOCAL SCHOOLS Cash Summary Report

Full Account Code	Description	Initial Cash	MTD Received	FYTD Received	MTD Expended	FYTD Expended	Fund Balance
001-0000	GENERAL FUND	\$ 10,147,740.40	\$ 756,323.39	\$ 23,986,204.23	\$ 1,442,979.66	\$ 23,863,601.21	\$ 10,270,343.42
001-9412	GENERAL BUDGET RESERVE SET-ASIDE-1%/BWC	87,928.97	0.00	0.00	0.00	0.00	87,928.97
002-0000	BOND RETIREMENT FUND	1,769,698.68	0.00	3,434,171.28	0.00	3,664,159.23	1,539,710.73
003-0000	PERMANENT IMPROVEMENT FUND	467,930.96	0.00	764,319.86	218,615.60	1,074,924.45	157,326.37
004-0000	LFI BUILDING FUND	7,821,273.15	1,491.42	3,219,070.72	720,582.65	7,256,395.01	3,783,948.86
006-0000	FOOD SERVICE FUND	807.82	98,143.99	1,185,721.35	41,665.28	851,375.15	335,154.02
007-9100	LEXINGTON MINUTEMEN ACADEMIC SCHOLARSHIP FUND	132,671.74	87.93	16,178.28	0.00	13,350.00	135,500.02
007-9800	TERRY McCAMMON SCHOLARSHIP FUND	22,101.59	0.00	0.00	0.00	22,101.59	0.00
010-0000	CLASSROOM FACILITIES CONSTRUCTION FUND	36,954,926.07	3,513.45	31,933.97	3,006,639.32	28,072,686.09	8,914,173.95
018-9100	HIGH SCHOOL PRINCIPAL'S FUND	685.94	15.00	5,336.93	(459.72)	6,022.87	0.00
018-9101	HIGH SCHOOL FLOWER FUND	(6.00)	0.00	393.00	0.00	386.39	0.61
018-9200	JUNIOR HIGH PRINCIPAL'S FUND	6,017.45	0.00	2,501.19	0.00	562.83	7,955.81
018-9300	EASTERN PRINCIPAL'S FUND	1,387.24	0.00	3,148.68	0.00	2,043.29	2,492.63
018-9301	EASTERN ELEMENTARY BOOKFAIR/BOXTOPS FUND	3,604.36	0.00	8,070.13	0.00	8,058.49	3,616.00
018-9302	EASTERN ELEMENTARY MATH	1,036.52	0.00	0.00	0.00	0.00	1,036.52
018-9303	EASTERN RUN CLUB	496.73	0.00	1,075.00	0.00	1,191.87	379.86
018-9400	CENTRAL PRINCIPAL'S FUND	8,666.59	42.00	3,050.29	1,162.40	4,885.19	6,831.69
018-9401	CENTRAL ELEMENTARY BOOKFAIR FUND	4,751.51	5.00	4,030.04	3,446.56	4,401.79	4,379.76
018-9402	CENTRAL ELEMENTARY ART	1,941.37	0.00	0.00	0.00	0.00	1,941.37
018-9500	WESTERN PRINCIPAL'S FUND	19,135.19	0.00	3,507.65	0.00	3,237.64	19,405.20
018-9501	WESTERN ELEMENTARY BOOKFAIR/BOXTOPS FUND	4,292.97	0.00	4,438.42	0.00	4,326.33	4,405.06
018-9503	WESTERN ELEMENTARY ART	1,986.42	0.00	0.00	0.00	0.00	1,986.42
018-9901	JUNIOR HIGH TEACHER ADVISORY FUND	109.25	0.00	0.00	0.00	0.00	109.25
019-9001	ACADEMIC BOOSTERS GRANTS	769.07	0.00	0.00	0.00	0.00	769.07
019-9121	CENTRAL ELEMENTARY PTO GRANTS	1,755.76	14.92	89.94	0.00	0.00	1,845.70
019-9122	EASTERN ELEMENTARY PTO GRANTS	2,405.99	14.92	89.95	0.00	0.00	2,495.94
019-9123	WESTERN ELEMENTARY PTO GRANTS	3,143.82	14.92	89.94	0.00	0.00	3,233.76
019-9200	RICHLAND COUNTY FOUNDATION GRANT PLAYGROUND	200.00	0.00	0.00	0.00	0.00	200.00
019-9218	RICH CO FOUND-WRITE STUFF STEAM KIT	52.93	0.00	0.00	0.00	52.93	0.00
019-9221	RICH CO FOUND-SCIENCE DISCOVERY BINS	0.95	0.00	0.00	0.00	0.95	0.00
019-9222	RICH CO FOUND-ONE BIG HAPPY FAMILY	2.41	0.00	0.00	0.00	2.41	0.00
019-9224	RICH CO FOUND-STEM SNAP CIRCUITS	66.36	0.00	0.00	0.00	66.36	0.00
019-9225	RICH CO FOUND GRANT-STEM	0.00	0.00	485.94	0.00	485.94	0.00

Reporting Period: June 2022 (FY 2022)

7/5/22 3:59 PM

As Of Period: 06/30/2022

**LEXINGTON LOCAL SCHOOLS
Cash Summary Report**

Full Account Code	Description	Initial Cash	MTD Received	FYTD Received	MTD Expended	FYTD Expended	Fund Balance
	MATERIALS SNAP CIRCUITS						
019-9226	RICH CO FOUND GRANT-SCIENCE ENRICH FIELD TRIP	\$ 0.00	\$ 0.00	\$ 1,500.00	\$ 0.00	\$ 1,155.45	\$ 344.55
019-9301	RICH CO FOUND/SECO ROBOTICS GRANT (HEIMANN)	31.72	0.00	0.00	0.00	0.00	31.72
019-9302	RICH CO RETIRED TEACHERS ASSOC	150.00	0.00	0.00	0.00	0.00	150.00
019-9304	RICHLAND CO RETIRED TEACHERS - HS ENGLISH	0.00	0.00	200.00	0.00	0.00	200.00
022-9601	OHSAA TOURNAMENT AGENCY FUND	0.00	10,120.00	18,860.00	1,025.00	3,162.97	15,697.03
024-0000	EMPLOYEE BENEFITS FUND FOR MEDICAL/DENTAL	1,016,271.39	438,319.09	5,244,622.22	412,843.44	5,658,641.92	602,251.69
034-0000	OFCC PROJECT MAINTENANCE FUND	283,040.25	0.00	186,410.78	0.00	3,112.62	466,338.41
200-9101	HIGH SCHOOL ART CLUB	372.46	0.00	0.00	0.00	0.00	372.46
200-9102	HIGH SCHOOL DRAMA CLUB	24,669.34	0.00	11,121.66	0.00	10,995.68	24,795.32
200-9103	HIGH SCHOOL MATH CLUB	52.70	0.00	0.00	0.00	0.00	52.70
200-9104	HIGH SCHOOL LEADERSHIP COUNCIL	697.11	0.00	1,607.00	0.00	1,622.61	681.50
200-9105	HIGH SCHOOL FRENCH CLUB	364.75	0.00	0.00	0.00	0.00	364.75
200-9107	HIGH SCHOOL SPANISH CLUB	568.50	0.00	120.00	0.00	0.00	688.50
200-9108	HIGH SCHOOL LEO CLUB	2,052.62	0.00	148.25	78.42	248.86	1,952.01
200-9114	HIGH SCHOOL STUDENT COUNCIL FUND	3,259.95	(1,000.00)	2,108.21	0.00	1,826.28	3,541.88
200-9115	HIGH SCHOOL KEY CLUB	1,615.85	0.00	1,089.30	0.00	915.98	1,789.17
200-9116	HIGH SCHOOL CHESS CLUB	321.00	0.00	0.00	0.00	0.00	321.00
200-9119	HIGH SCHOOL YEARBOOK FUND	49,495.53	0.00	11,827.50	2,595.80	12,826.32	48,496.71
200-9120	HIGH SCHOOL JOURNALISM FUND	505.44	0.00	0.00	0.00	0.00	505.44
200-9121	HIGH SCHOOL NATIONAL HONOR SOCIETY	(50.85)	0.00	5,933.81	323.87	5,882.96	0.00
200-9201	JUNIOR HIGH ART CLUB	719.48	0.00	128.25	0.00	200.25	647.48
200-9204	JUNIOR HIGH STUDENT COUNCIL FUND	1,890.27	0.00	1,080.70	0.00	1,623.99	1,346.98
200-9205	JUNIOR HIGH LIBRARY CLUB	77.65	0.00	0.00	0.00	0.00	77.65
200-9301	EASTERN ELEMENTARY STUDENT ACTIVITY FUND	1,123.23	0.00	946.71	0.00	788.37	1,281.57
200-9302	EASTERN ELEMENTARY ROBOTICS FUND	575.16	0.00	0.00	0.00	0.00	575.16
200-9611	HIGH SCHOOL INFORMED TEENS FUND	903.63	0.00	0.00	0.00	0.00	903.63
200-9612	JUNIOR HIGH INFORMED TEENS FUND	820.72	0.00	575.06	0.00	341.86	1,053.92
300-9115	JAZZ BAND	1,512.61	0.00	0.00	0.00	0.00	1,512.61
300-9116	CHOIR	1,284.95	0.00	0.00	0.00	0.00	1,284.95
300-9206	JUNIOR HIGH PHYS ED DEPARTMENT FUND	3,222.36	0.00	470.00	0.00	646.61	3,045.75
300-9210	JR HIGH INSTRUMENTAL	41.03	0.00	0.00	0.00	0.00	41.03
300-9600	ATHLETIC FUND	3,443.05	1,405.00	196,242.99	3,775.99	190,453.68	9,232.36

Reporting Period: June 2022 (FY 2022)

7/5/22 3:59 PM

As Of Period: 06/30/2022

LEXINGTON LOCAL SCHOOLS
Cash Summary Report

Full Account Code	Description	Initial Cash	MTD Received	FYTD Received	MTD Expended	FYTD Expended	Fund Balance
300-9601	ATHLETIC CAPITAL FUND	\$ 77,000.00	\$ 0.00	\$ 41,000.00	\$ 631.28	\$ 36,863.34	\$ 81,136.66
300-9602	ORCHESTRA	63.22	0.00	0.00	0.00	0.00	63.22
300-9603	ELEMENTARY MUSIC	1,572.09	0.00	0.00	0.00	0.00	1,572.09
300-9605	BAND	232.95	0.00	0.00	0.00	0.00	232.95
451-9022	Network Connectivity FY2022	0.00	0.00	9,000.00	0.00	9,000.00	0.00
467-0000	STUDENT WELLNESS AND SUCCESS FUND	52,768.66	0.00	0.00	0.00	52,768.66	0.00
499-9022	SCHOOL SAFETY GRANT FY22	0.00	0.00	12,461.88	9,752.88	12,461.88	0.00
507-9021	ESSER FUNDING FY21	0.00	0.00	0.00	(169.71)	0.00	0.00
507-9022	ESSER ARP FUNDING	0.00	0.00	463,728.80	35,092.24	544,472.15	(80,743.35)
507-9921	ESSER II FUNDING	0.00	0.00	163,521.58	0.00	163,521.58	0.00
516-9021	IDEA-B SPECIAL EDUCATION FY21	(35,740.32)	0.00	46,686.68	0.00	10,946.36	0.00
516-9022	IDEA-B SPECIAL EDUCATION FY22	0.00	0.00	483,013.85	58,400.87	596,781.59	(113,767.74)
516-9922	IDEA PART B GRANTS	0.00	0.00	107,273.02	(9,494.13)	112,783.89	(5,510.87)
572-9021	TITLE I FY21	(14,278.32)	0.00	14,806.46	0.00	528.14	0.00
572-9022	TITLE I FY22	0.00	0.00	213,096.04	6,662.64	250,203.90	(37,107.86)
584-9022	TITLE IV FY22	0.00	0.00	23,344.37	0.00	23,344.37	0.00
587-9022	EARLY CHILDHOOD SPECIAL EDUCATION IDEA FY22	0.00	0.00	12,212.54	(371.34)	12,212.54	0.00
587-9922	IDEA PRESCHOOL-HANDICAPPED	0.00	0.00	0.00	371.34	2,313.40	(2,313.40)
590-9022	TITLE II-A IMPROVING TEACHER QUALITY FY22	0.00	0.00	55,702.25	0.00	55,702.25	0.00
599-9921	RICHLAND COUNTY MOBILE HOT SPOT GRANT	614.96	0.00	0.00	0.00	614.96	0.00
599-9922	MISCELLANEOUS FED. GRANT FUND	0.00	0.00	289,000.00	0.00	289,000.00	0.00
Grand Total		\$ 58,948,847.35	\$ 1,308,511.03	\$ 40,293,746.70	\$ 5,956,150.34	\$ 72,922,283.43	\$ 26,320,310.62

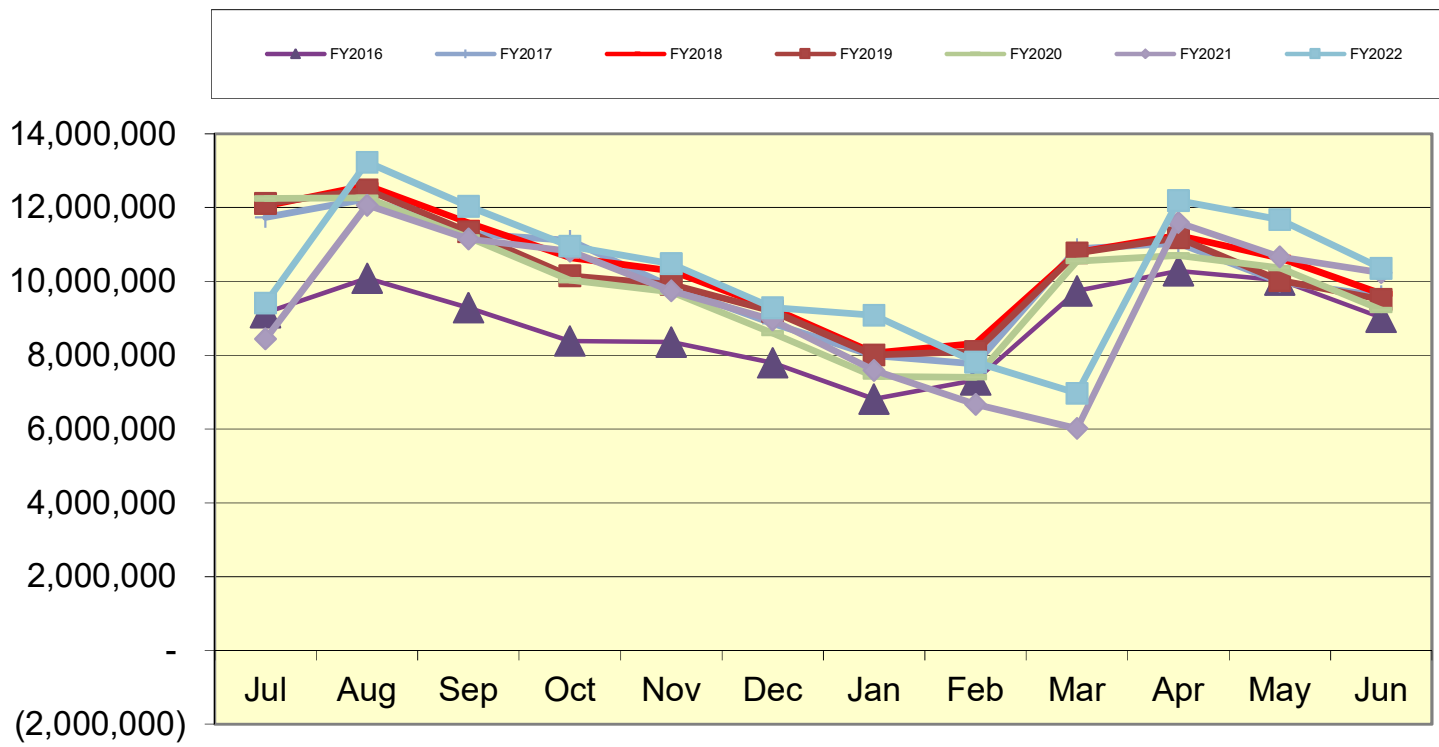
LEXINGTON LOCAL SCHOOLS Spending Plan Summary

ODE Line Number	Monthly Estimate	Monthly Actual	Monthly Difference	FYTD Estimate	FYTD Actual	FYTD Difference
01.010 General Property (Real Estate)	\$ 0.00	\$ 0.00	\$ 0.00	\$ 11,602,112.00	\$ 11,602,668.93	\$ 556.93
01.020 Tangible Personal Property Tax	0.00	0.00	0.00	896,012.00	902,390.05	6,378.05
01.030 Income Tax	0.00	0.00	0.00	0.00	0.00	0.00
01.035 Unrestricted Grants-in-Aid	800,000.00	622,091.50	(177,908.50)	9,029,486.00	8,920,072.17	(109,413.83)
01.040 Restricted Grants-in-Aid	38,033.00	108,759.71	70,726.71	106,266.00	250,323.52	144,057.52
01.045 Restricted Federal Grants-in-Aid - SFSF	0.00	0.00	0.00	0.00	0.00	0.00
01.050 Property Tax Allocation	808,338.00	0.00	(808,338.00)	1,733,338.00	1,755,340.63	22,002.63
01.060 All Other Operating Revenue	35,000.00	25,233.43	(9,766.57)	527,219.00	524,527.07	(2,691.93)
01.070 Total Revenue	1,681,371.00	756,084.64	(925,286.36)	23,894,433.00	23,955,322.37	60,889.37
02.010 Proceeds from Sale of Notes	0.00	0.00	0.00	0.00	0.00	0.00
02.020 State Emergency Loans & Advancements (Approved)	0.00	0.00	0.00	0.00	0.00	0.00
02.040 Operating Transfers-In	0.00	0.00	0.00	0.00	0.00	0.00
02.050 Advances-In	0.00	0.00	0.00	0.00	0.00	0.00
02.060 All Other Financial Sources	5,000.00	238.75	(4,761.25)	50,000.00	30,881.86	(19,118.14)
02.070 Total Other Financing Sources	5,000.00	238.75	(4,761.25)	50,000.00	30,881.86	(19,118.14)
02.080 Total Revenues and Other Financing Sources	1,686,371.00	756,323.39	(930,047.61)	23,944,433.00	23,986,204.23	41,771.23
03.010 Personal Services	1,164,307.00	623,915.86	(540,391.14)	13,508,351.00	13,702,840.09	194,489.09
03.020 Employees' Retirement/Insurance Benefits	585,596.00	553,600.03	(31,995.97)	6,793,596.00	6,669,618.58	(123,977.42)
03.030 Purchased Services	215,431.00	220,222.67	4,791.67	2,299,431.00	2,399,883.11	100,452.11
03.040 Supplies and Materials	5,669.00	39,515.03	33,846.03	647,669.00	734,015.87	86,346.87
03.050 Capital Outlay	19,489.00	110.00	(19,379.00)	50,489.00	41,000.60	(9,488.40)
03.060 Intergovernmental	0.00	0.00	0.00	0.00	0.00	0.00
04.010 Debt Service: All Principal (Historical)	0.00	0.00	0.00	0.00	0.00	0.00
04.020 Debt Service: Principal-Notes	0.00	0.00	0.00	0.00	0.00	0.00
04.030 Debt Service: Principal - State Loans	0.00	0.00	0.00	0.00	0.00	0.00
04.040 Debt Service: Principal - State Advancements	0.00	0.00	0.00	0.00	0.00	0.00
04.050 Debt Service: Principal - HB 264 Loans	0.00	0.00	0.00	0.00	0.00	0.00
04.055 Debt Service: Principal - Other	0.00	0.00	0.00	0.00	0.00	0.00
04.060 Debt Service: Interest and Fiscal Charges	0.00	0.00	0.00	0.00	0.00	0.00
04.300 Other Objects	2,500.00	5,616.07	3,116.07	296,189.00	316,242.96	20,053.96
04.500 Total Expenditures	1,992,992.00	1,442,979.66	(550,012.34)	23,595,725.00	23,863,601.21	267,876.21
05.010 Operational Transfers - Out	0.00	0.00	0.00	0.00	0.00	0.00
05.020 Advances - Out	0.00	0.00	0.00	0.00	0.00	0.00
05.030 All Other Financing Uses	0.00	0.00	0.00	0.00	0.00	0.00
05.040 Total Other Financing Uses	0.00	0.00	0.00	0.00	0.00	0.00
05.050 Total Expenditure and Other Financing Uses	1,992,992.00	1,442,979.66	(550,012.34)	23,595,725.00	23,863,601.21	267,876.21
06.010 Excess Rev & Oth Financing Sources over(under) Exp & Oth F	(306,621.00)	(686,656.27)	(380,035.27)	348,708.00	122,603.02	(226,104.98)
07.010 Cash Balance-July1 -Excluding Proposed Renew/Replace & New	0.00	11,044,928.66	11,044,928.66	10,235,669.00	10,235,669.37	0.37
07.020 Cash Balance June 30	(306,621.00)	10,358,272.39	10,664,893.39	10,584,377.00	10,358,272.39	(226,104.61)
08.010 Estimated Encumbrances June 30	(353,000.00)	485,635.50	838,635.50	90,000.00	485,635.50	395,635.50

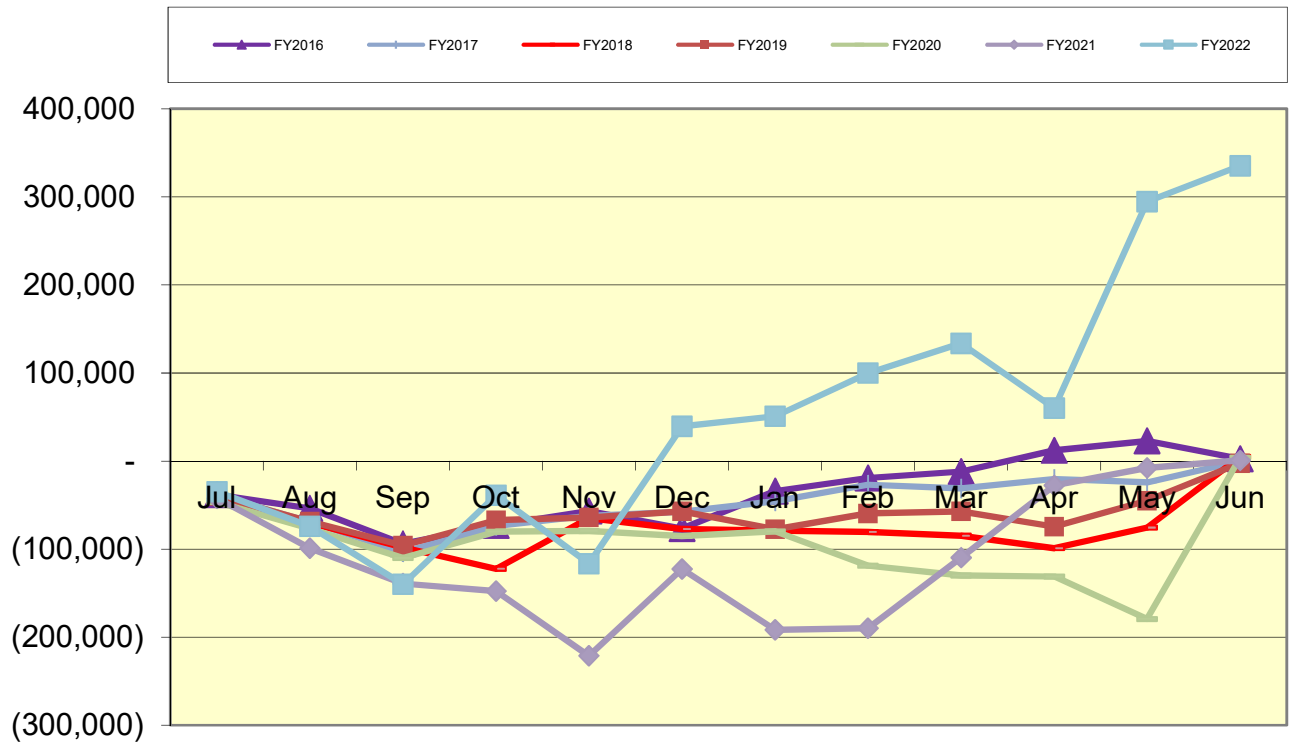
**LEXINGTON LOCAL SCHOOL DISTRICT
GENERAL FUND ONLY 2021-2022
SUMMARY OF RECEIPTS AND EXPENDITURES - FIVE YEAR FORECAST FORMAT**

LINE 7.010	BEGINNING CASH BALANCE		\$ 10,235,669		
	6/30/2022	FISCAL YEAR TO DATE Estimate	FISCAL YEAR TO DATE Actual	VARIANCE Estimate vs. Actual	PERCENT of VARIANCE
REVENUES					
LINE 1.010	Real Estate Tax	\$ 11,602,112	\$ 11,602,669	\$557	0.00%
LINE 1.020	Personal Property Tax	\$ 896,012	\$ 902,390	\$6,378	0.71%
LINE 1.030	Income Tax	\$ -	\$ -	\$0	
LINE 1.035	State Funding	\$ 9,029,486	\$ 8,920,072	(\$109,414)	-1.21%
LINE 1.040	Career Tech / Economic Disadv.	\$ 106,266	\$ 250,324	\$144,058	135.56%
LINE 1.050	Property Tax Allocation	\$ 1,733,338	\$ 1,755,341	\$22,003	1.27%
LINE 1.060	Other Operating Revenue	\$ 527,219	\$ 524,527	(\$2,692)	-0.51%
LINE 1.070	TOTAL REVENUE	\$ 23,894,433	\$ 23,955,323	\$60,890	0.25%
LINE 2.01	Proceeds from Notes	\$ -	\$ -	\$0	
LINE 2.04	Transfers In	\$ -	\$ -	\$0	
LINE 2.050	Advances In	\$ -	\$ -	\$0	#DIV/0!
LINE 2.060	Other Financing Sources	\$ 50,000	\$ 30,882	(\$19,118)	-38.24%
LINE 2.070	TOTAL OTHER SOURCES	\$ 50,000	\$ 30,882	(\$19,118)	-38.24%
LINE 2.080	TOTAL REVENUES & Sources	\$ 23,944,433	\$ 23,986,205	\$41,772	0.17%
EXPENSES					
LINE 3.010	Salaries	\$ 13,508,351	\$ 13,702,840	(\$194,489)	-1.44%
LINE 3.020	Retirement and Benefits	\$ 6,793,596	\$ 6,669,619	\$123,977	1.82%
LINE 3.030	Purchased Services	\$ 2,299,431	\$ 2,399,883	(\$100,452)	-4.37%
LINE 3.040	Supplies and Materials	\$ 647,669	\$ 734,016	(\$86,347)	-13.33%
LINE 3.050	Capital Outlay and Equipment	\$ 50,489	\$ 41,001	\$9,488	18.79%
LINE 3.06	INTERGOVERNMENTAL	\$ -	\$ -	\$0	
LINE 4.020	DEBT SERVICE - Notes	\$ -	\$ -	\$0	
LINE 4.060	DEBT SERVICE - Interest charges	\$ -	\$ -	\$0	
LINE 4.300	Other Objects	\$ 296,189	\$ 316,243	(\$20,054)	-6.77%
LINE 4.500	TOTAL EXPENDITURES	\$ 23,595,725	\$ 23,863,602	(\$267,877)	-1.14%
LINE 5.00	TRANSFERS OUT	\$ -	\$ -	\$0	
LINE 5.02	ADVANCES OUT	\$ -	\$ -	\$0	
LINE 5.03	ALL OTHER USES	\$ -	\$ -	\$0	
LINE 5.040	TOTAL OTHER USES	\$ -	\$ -	\$0	
LINE 5.050	TOTAL EXPENDITURES & USES	\$ 23,595,725	\$ 23,863,602	(\$267,877)	-1.14%
		Estimate	Actual	Variance	
LINE 6.010	REVENUES OVER EXPENSES	\$ 348,708	\$ 122,603	(\$226,105)	
LINE 7.020	ENDING CASH BALANCE	\$ 10,584,377	\$ 10,358,272	(\$226,105)	
	Less Reserves	\$ (87,929)	\$ (87,929)	\$ -	
LINE 8.010	Less Outstanding Encumbrances	\$ (90,000)	\$ (485,635)	\$ (395,635)	439.59%
LINE 15.010	Unreserved Fund Balance	\$ 10,406,448	\$ 9,784,708	(\$621,740)	-5.97%
		Estimate	Actual	Benchmark Yr. End	
	Salaries/Benefits as % of Revenue	85.0%	85.0%	80.1% or below	
	True Days Cash - Calendar Days on which can operate	161	150	90 or above optimal	

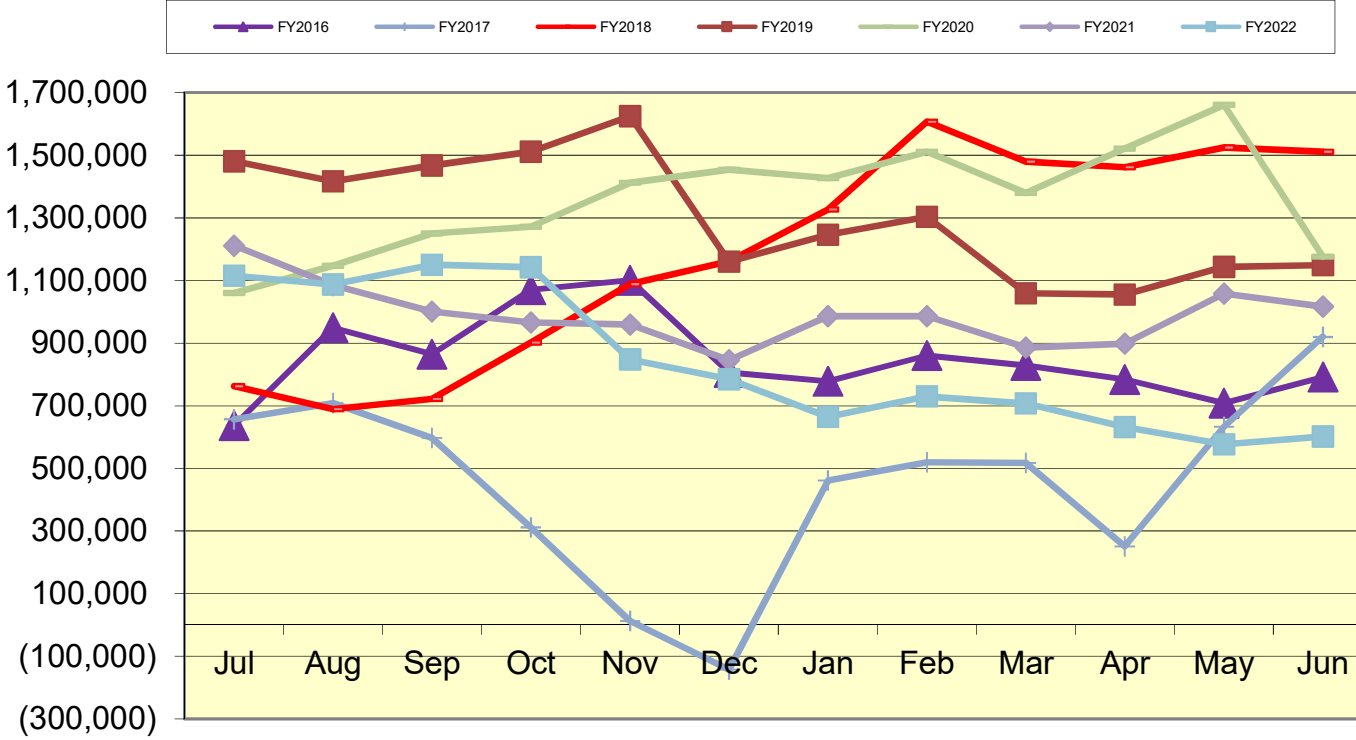
Lexington Local Schools General Fund Cash Balance



Lexington Local Schools Food Service Fund Cash Balance



Lexington Local Schools Employee Benefits Fund Cash Balance



Lexington Local Schools

**Permanent Improvement Fund
6/30/2022**

	Budgeted Amount	Actual Fiscal Year Expended	Current Encumbrances	Expenses / Encumbrances Over/Under Estimate	Remaining Estimated PI Project Costs
Instruction and Administration					
Eastern Elementary Equipment/Materials	\$ 150.00	\$ 71.42	\$ -	\$78.58	\$0.00
Central Elementary Equipment/Materials	\$ 7,089.07	\$ 5,043.91	\$ -	\$2,045.16	\$0.00
HS Music Equipment	\$ 4,538.99	\$ 4,937.49	\$ -	(\$398.50)	\$0.00
Maintenance					
New Maintenance Garage	\$ 700,000.00	\$ 817,179.20	\$ 1,697.12	(\$118,876.32)	\$0.00
Maintenance Tractor w/Dump Bed Kit	\$ 11,391.00	\$ 11,391.00	\$ -	\$0.00	\$0.00
Eastern Elementary Feedwater Tank Replacement	\$ 10,480.00	\$ 6,480.00	\$ 4,000.00	\$0.00	\$0.00
HS Retaining Wall with Geo Grid Reinforcement and Signage	\$ 11,000.00	\$ 10,874.00	\$ -	\$126.00	\$0.00
Transportation					
New bus	\$ 101,859.00	\$ 101,859.00	\$ -	\$0.00	\$0.00
Bus Fuel Tank Removal and Installation	\$ 40,000.00	\$ 34,850.00	\$ -	\$5,150.00	\$0.00
Technology					
Computers, servers, tech equip., etc.	\$ 150,000.00	\$ 13,159.69	\$ 129,694.10	\$7,146.21	\$0.00
Food Service					
Food Service Equipment	\$ 4,438.34	\$ 4,218.91	\$ -	\$219.43	\$0.00
Athletics and Student Activities					
HS Athletics Equipment	\$ 79,882.00	\$ 52,574.45	\$ 3,975.00	\$23,332.55	\$0.00
Fees					
Tax Collection Fees	\$ 14,500.00	\$ 12,285.38	\$ -	\$2,214.62	\$0.00
Totals					
	\$ 1,135,328.40	\$ 1,074,924.45	\$ 139,366.22	(\$78,962.27)	\$0.00
Total Budgeted	\$ 1,135,328.40				
Actual Cash Balance 7/1/21	\$ 467,930.96				
Revenues FY22 - Taxes from levy	\$ 764,319.86				
Expenditures FY22	\$ (1,074,924.45)				
Current Cash Balance	\$157,326.37				
Current Encumbrances	\$ (139,366.22)				
Available Balance	\$17,960.15				
Remaining Estimated Revenues FY22 - Taxes from levy	\$ -				
Less: Remaining Estimated PI Project Costs	\$0.00				
6/30/22 Unencumbered Carryover	\$ 17,960.15				

Lexington Local Schools

Food Service Fund 2021-22 vs. 2020-2021 vs. 2019-2020

							Beginning Balance 7/1/21	\$ 808
2020-2021 Through 6/30/22								
<i>Revenues</i>	District-Wide	High School	Junior High	Eastern	Central	Western	Total	
Student Type A, Ezpay, Misc	\$ -	\$ (2,351)	\$ (1,725)	\$ (859)	\$ (23)	\$ 12	\$ (4,946)	
Student Break, Milk & A La Carte	\$ -	\$ 22,657	\$ 8,758	\$ 3,685	\$ 2,383	\$ 680	\$ 38,163	
Adult & Misc revenues	\$ 6,487	\$ 3,252	\$ 809	\$ 1,058	\$ 596	\$ 65	\$ 12,267	
State Reimb	\$ -	\$ 3,590	\$ 2,179	\$ 2,759	\$ 2,487	\$ 2,029	\$ 13,044	
Federal Reimb	\$ -	\$ 309,737	\$ 192,799	\$ 237,172	\$ 211,038	\$ 176,448	\$ 1,127,194	
Transfer In	\$ -	\$ -	\$ -	\$ -	\$ -	\$ -	\$ -	
Total Revenues	\$ 6,487	\$ 336,885	\$ 202,820	\$ 243,815	\$ 216,481	\$ 179,234	\$ 1,185,722	
<i>Expenses</i>								
Wages	\$ 51,484	\$ 117,154	\$ 57,270	\$ 39,686	\$ 35,723	\$ 37,511	\$ 338,828	
Severance	\$ -	\$ -	\$ -	\$ -	\$ -	\$ -	\$ -	
Retirement	\$ 12,116	\$ 19,105	\$ 9,146	\$ 8,488	\$ 5,533	\$ 6,313	\$ 60,701	
Medical	\$ 19,752	\$ 52,775	\$ 8,309	\$ 21,081	\$ 8,309	\$ 15,077	\$ 125,303	
Life, Dent, MC, WC	\$ 1,397	\$ 3,561	\$ 1,980	\$ 1,120	\$ 1,501	\$ 907	\$ 10,466	
Purch Serv, Repairs, Phone, Post	\$ 3,427	\$ 3,263	\$ 850	\$ 1,228	\$ 835	\$ 3,625	\$ 13,228	
Supplies	\$ 7,119	\$ -	\$ -	\$ -	\$ -	\$ -	\$ 7,119	
Food Costs	\$ -	\$ 95,949	\$ 43,201	\$ 88,665	\$ 29,356	\$ 38,560	\$ 295,731	
Equipment	\$ -	\$ -	\$ -	\$ -	\$ -	\$ -	\$ -	
Other Costs	\$ -	\$ -	\$ -	\$ -	\$ -	\$ -	\$ -	
Total Expenses	\$ 95,295	\$ 291,807	\$ 120,756	\$ 160,268	\$ 81,257	\$ 101,993	\$ 851,376	
Net Gain (Loss)	\$ (88,808)	\$ 45,078	\$ 82,064	\$ 83,547	\$ 135,224	\$ 77,241	\$ 334,346	
							Ending Cash Balance 6/30/22	\$ 335,154

							Beginning Balance 7/1/20	\$ 3,725
2020-2021 Through 6/30/21								
<i>Revenues</i>	District-Wide	High School	Junior High	Eastern	Central	Western	Total	
Student Type A, Ezpay, Misc	\$ -	\$ (2,562)	\$ (467)	\$ (370)	\$ 893	\$ 434	\$ (2,072)	
Student Break, Milk & A La Carte	\$ -	\$ 15,809	\$ 4,625	\$ 4,627	\$ 3,222	\$ 1,700	\$ 29,983	
Adult & Misc revenues	\$ 4,340	\$ 2,216	\$ 868	\$ 954	\$ 439	\$ 77	\$ 8,894	
State Reimb	\$ -	\$ 1,279	\$ 1,002	\$ 1,228	\$ 1,248	\$ 1,037	\$ 5,794	
Federal Reimb	\$ -	\$ 151,837	\$ 116,434	\$ 144,782	\$ 143,893	\$ 118,869	\$ 675,815	
Transfer In	\$ -	\$ -	\$ -	\$ -	\$ -	\$ -	\$ -	
Total Revenues	\$ 4,340	\$ 168,579	\$ 122,462	\$ 151,221	\$ 149,695	\$ 122,117	\$ 718,414	
<i>Expenses</i>								
Wages	\$ 46,229	\$ 92,407	\$ 54,753	\$ 39,634	\$ 30,594	\$ 30,671	\$ 294,288	
Severance	\$ -	\$ -	\$ -	\$ -	\$ -	\$ -	\$ -	
Retirement	\$ 10,972	\$ 19,165	\$ 7,647	\$ 8,869	\$ 6,007	\$ 5,088	\$ 57,748	
Medical	\$ 21,615	\$ 52,581	\$ 16,556	\$ 36,024	\$ 13,282	\$ -	\$ 140,058	
Life, Dent, MC, WC	\$ 1,343	\$ 3,214	\$ 2,450	\$ 1,556	\$ 919	\$ 392	\$ 9,874	
Purch Serv, Repairs, Phone, Post	\$ 2,745	\$ 939	\$ 786	\$ 1,617	\$ 1,099	\$ 733	\$ 7,919	
Supplies	\$ 7,958	\$ 79,776	\$ 28,679	\$ 46,121	\$ 18,683	\$ 30,226	\$ 211,443	
Food Costs	\$ -	\$ -	\$ -	\$ -	\$ -	\$ -	\$ -	
Equipment	\$ -	\$ -	\$ -	\$ -	\$ -	\$ -	\$ -	
Other Costs	\$ -	\$ -	\$ -	\$ -	\$ -	\$ -	\$ -	
Total Expenses	\$ 90,862	\$ 248,082	\$ 110,871	\$ 133,821	\$ 70,584	\$ 67,110	\$ 721,330	
Net Gain (Loss)	\$ (86,522)	\$ (79,503)	\$ 11,591	\$ 17,400	\$ 79,111	\$ 55,007	\$ (2,916)	
							Ending Cash Balance 6/30/21	\$ 809

							Beginning Balance 7/1/19	\$ (2,391)
2019-2020 Through 6/30/20								
<i>Revenues</i>	District-Wide	High School	Junior High	Eastern	Central	Western	Total	
Student Type A, Ezpay, Misc	\$ -	\$ 60,787	\$ 29,304	\$ 33,404	\$ 32,296	\$ 22,788	\$ 178,579	
Student Break, Milk & A La Carte	\$ -	\$ 29,956	\$ 8,885	\$ 8,119	\$ 5,951	\$ 5,158	\$ 58,069	
Adult & Misc revenues	\$ 3,675	\$ 3,946	\$ 884	\$ 1,650	\$ 1,260	\$ 1,065	\$ 12,480	
State Reimb	\$ -	\$ 1,092	\$ 772	\$ 1,258	\$ 1,104	\$ 742	\$ 4,968	
Federal Reimb	\$ -	\$ 62,745	\$ 44,408	\$ 71,176	\$ 62,039	\$ 41,259	\$ 281,627	
Transfer In	\$ 180,000	\$ -	\$ -	\$ -	\$ -	\$ -	\$ 180,000	
Total Revenues	\$ 183,675	\$ 158,526	\$ 84,253	\$ 115,607	\$ 102,650	\$ 71,012	\$ 715,723	
<i>Expenses</i>								
Wages	\$ 49,837	\$ 109,690	\$ 59,209	\$ 43,584	\$ 34,885	\$ 35,750	\$ 332,955	
Severance	\$ -	\$ -	\$ -	\$ -	\$ -	\$ -	\$ -	
Retirement	\$ 12,066	\$ 18,044	\$ 8,410	\$ 10,340	\$ 5,940	\$ 6,185	\$ 60,985	
Medical	\$ 23,697	\$ 43,681	\$ 15,035	\$ 32,714	\$ 11,469	\$ -	\$ 126,596	
Life, Dent, MC, WC	\$ 1,552	\$ 3,795	\$ 2,557	\$ 1,771	\$ 1,106	\$ 642	\$ 11,423	
Purch Serv, Repairs, Phone, Post	\$ 2,716	\$ 5,809	\$ 999	\$ 594	\$ 1,688	\$ 5,833	\$ 17,639	
Supplies	\$ 3,716	\$ -	\$ -	\$ -	\$ -	\$ -	\$ 3,716	
Food Costs	\$ -	\$ 61,717	\$ 25,806	\$ 40,813	\$ 14,056	\$ 13,901	\$ 156,293	
Equipment	\$ -	\$ -	\$ -	\$ -	\$ -	\$ -	\$ -	
Other Costs	\$ -	\$ -	\$ -	\$ -	\$ -	\$ -	\$ -	
Total Expenses	\$ 93,584	\$ 242,736	\$ 112,016	\$ 129,816	\$ 69,144	\$ 62,311	\$ 709,607	
Net Gain (Loss)	\$ 90,091	\$ (84,210)	\$ (27,763)	\$ (14,209)	\$ 33,506	\$ 8,701	\$ 6,116	
							Ending Cash Balance 6/30/20	\$ 3,725

Start Date: 6/1/2022

End Date: 6/30/2022

LEXINGTON LOCAL SCHOOLS

Disbursement Summary Report

Reference Number	Check Number	Type	Date	Name	Vendor #	Status	Reconcile Date	Void Date	Amount
40512	92320	ACCOUNTS_P AYABLE	6/15/2022	ALFRED NICKLES BAKERY	613	RECONCILED	6/22/2022		\$ 584.77
40517	92321	ACCOUNTS_P AYABLE	6/15/2022	AMANDA BADERTSCH ER	13224	OUTSTANDIN G			40.00
40514	92322	ACCOUNTS_P AYABLE	6/15/2022	AMAZON CAPITAL SERVICES	13575	RECONCILED	6/29/2022		193.11
40535	92323	ACCOUNTS_P AYABLE	6/15/2022	AMERICAN FIREWORKS COMPANY	13633	RECONCILED	6/29/2022		1,650.00
40542	92324	ACCOUNTS_P AYABLE	6/15/2022	ASHLEY N MCLAUGHLI N	13599	RECONCILED	6/21/2022		75.00
40546	92325	ACCOUNTS_P AYABLE	6/15/2022	AWARDSMIT H	1370	RECONCILED	6/27/2022		460.00
40524	92326	ACCOUNTS_P AYABLE	6/15/2022	BRAD SCHWARTZ	13542	RECONCILED	6/21/2022		538.55
40545	92327	ACCOUNTS_P AYABLE	6/15/2022	BRIDGEWAY ACADEMY	11513	RECONCILED	6/27/2022		4,560.00
40527	92328	ACCOUNTS_P AYABLE	6/15/2022	CAROLEE BALLIETT	13043	OUTSTANDIN G			86.40
40541	92329	ACCOUNTS_P AYABLE	6/15/2022	CDW-G GOVERNMEN T, INC.	7886	RECONCILED	6/29/2022		61.02
40547	92330	ACCOUNTS_P AYABLE	6/15/2022	CHRISTY ANTHONY	11946	RECONCILED	6/21/2022		950.00
40526	92331	ACCOUNTS_P AYABLE	6/15/2022	CIERRA ANDERSON	13789	RECONCILED	6/30/2022		538.55
40522	92332	ACCOUNTS_P AYABLE	6/15/2022	ELIZABETH A. RIEGEL	10733	RECONCILED	6/22/2022		100.00
40511	92333	ACCOUNTS_P AYABLE	6/15/2022	FORGET-ME- NOT FLOWER SHOP,INC.	5460	RECONCILED	6/21/2022		727.00
40543	92334	ACCOUNTS_P AYABLE	6/15/2022	HEALTHCAR E BILLING SERVICES	11018	RECONCILED	6/24/2022		47.33
40530	92335	ACCOUNTS_P AYABLE	6/15/2022	IAN MONTGOME RY	13656	RECONCILED	6/23/2022		538.55
40521	92336	ACCOUNTS_P AYABLE	6/15/2022	JEFF EICHORN	13282	RECONCILED	6/23/2022		734.73
40528	92337	ACCOUNTS_P AYABLE	6/15/2022	KAREN YODER	6646	RECONCILED	6/29/2022		145.49
40520	92338	ACCOUNTS_P AYABLE	6/15/2022	KELL ACE HARDWARE	8329	OUTSTANDIN G			26.64
40513	92339	ACCOUNTS_P AYABLE	6/15/2022	LANGUAGE TESTING INTERNATIO NAL	13698	RECONCILED	6/22/2022		4.00
40518	92340	ACCOUNTS_P AYABLE	6/15/2022	LEXINGTON ATHLETIC BOOSTERS	1247	OUTSTANDIN G			1,248.00
40509	92341	ACCOUNTS_P AYABLE	6/15/2022	LIBERTY LAWN CARE & LANDSCAPIN G INC	13646	RECONCILED	6/22/2022		110.00
40540	92342	ACCOUNTS_P AYABLE	6/15/2022	MICHAEL & REBEKAH SUBIT	13788	RECONCILED	6/22/2022		538.55
40538	92343	ACCOUNTS_P AYABLE	6/15/2022	MID-OHIO ED. SERVICE CENTER	69	RECONCILED	6/21/2022		500.00
40533	92344	ACCOUNTS_P	6/15/2022	NEOLA, INC	13432	RECONCILED	6/22/2022		1,295.00

Start Date: 6/1/2022

End Date: 6/30/2022

LEXINGTON LOCAL SCHOOLS

Disbursement Summary Report

Reference Number	Check Number	Type	Date	Name	Vendor #	Status	Reconcile Date	Void Date	Amount
40539	92345	AYABLE ACCOUNTS_P	6/15/2022	NICOLE STEWART-MODIC	13791	RECONCILED	6/21/2022		\$ 538.55
40534	92346	AYABLE ACCOUNTS_P	6/15/2022	NOVA LUNA EDUC & CONSULTING	11942	RECONCILED	6/21/2022		1,674.00
40537	92347	AYABLE ACCOUNTS_P	6/15/2022	RACHEL CARROLL	13067	RECONCILED	6/22/2022		165.00
40531	92348	AYABLE ACCOUNTS_P	6/15/2022	SANDRA ARNETT	7113	RECONCILED	6/29/2022		14.75
40536	92349	AYABLE ACCOUNTS_P	6/15/2022	SARAH LYNN SMITH	13790	RECONCILED	6/21/2022		538.55
40519	92350	AYABLE ACCOUNTS_P	6/15/2022	SAVVAS LEARING COMPANY LLC	13766	OUTSTANDING			4,900.00
40548	92351	AYABLE ACCOUNTS_P	6/15/2022	SC STRATEGIC SOLUTIONS LLC	12178	RECONCILED	6/23/2022		115.20
40544	92352	AYABLE ACCOUNTS_P	6/15/2022	SCHOLASTIC BOOK FAIRS	1785	RECONCILED	6/22/2022		3,446.56
40510	92353	AYABLE ACCOUNTS_P	6/15/2022	SMITHFOOD S, INC	11797	RECONCILED	6/22/2022		4,719.73
40515	92354	AYABLE ACCOUNTS_P	6/15/2022	SPECIALIZED EDUCATION OF OHIO INC	13693	RECONCILED	6/24/2022		7,227.80
40523	92355	AYABLE ACCOUNTS_P	6/15/2022	THE REHAB CENTER	11246	RECONCILED	6/23/2022		345.00
40532	92356	AYABLE ACCOUNTS_P	6/15/2022	TREASURER STATE OF OHIO	5996	RECONCILED	6/22/2022		242.75
40525	92357	AYABLE ACCOUNTS_P	6/15/2022	TREASURER, STATE OF OHIO	9906	RECONCILED	6/28/2022		50.45
40529	92358	AYABLE ACCOUNTS_P	6/15/2022	TRICIA L. VOLZ	1158	OUTSTANDING			160.70
40516	92359	AYABLE ACCOUNTS_P	6/15/2022	TWO2 ENTERPRISES LLC	13135	RECONCILED	6/21/2022		1,352.48
40551	92360	AYABLE ACCOUNTS_P	6/17/2022	ABC ERATE, LLC	13004	RECONCILED	6/24/2022		2,506.87
40553	92361	AYABLE ACCOUNTS_P	6/17/2022	BANDING TOGETHER LLC	13324	RECONCILED	6/23/2022		280.08
40552	92362	AYABLE ACCOUNTS_P	6/17/2022	BENJAMIN BALL	9588	RECONCILED	6/28/2022		49.14
40557	92363	AYABLE ACCOUNTS_P	6/17/2022	CHARLES RITTER CO.	907	RECONCILED	6/21/2022		53.53
40559	92364	AYABLE ACCOUNTS_P	6/17/2022	CINDY COWLES	11515	RECONCILED	6/30/2022		6,436.32
40558	92365	AYABLE ACCOUNTS_P	6/17/2022	COMDOC INC	13671	RECONCILED	6/22/2022		132.38
40560	92366	AYABLE ACCOUNTS_P	6/17/2022	CULLIGAN QUALITY WATER	610	RECONCILED	6/22/2022		37.00
40555	92367	AYABLE ACCOUNTS_P	6/17/2022	DAVID A. BOND	8715	OUTSTANDING			133.38
40565	92368	AYABLE ACCOUNTS_P	6/17/2022	DAWN LOHR	7379	RECONCILED	6/28/2022		360.00
40575	92369	AYABLE ACCOUNTS_P	6/17/2022	ELIZABETH A. RIEGEL	10733	RECONCILED	6/22/2022		300.00
40562	92370	AYABLE ACCOUNTS_P	6/17/2022	GIONINO'S PIZZERIA	9153	OUTSTANDING			316.82

Start Date: 6/1/2022

End Date: 6/30/2022

LEXINGTON LOCAL SCHOOLS

Disbursement Summary Report

Reference Number	Check Number	Type	Date	Name	Vendor #	Status	Reconcile Date	Void Date	Amount
40568	92371	ACCOUNTS_P AYABLE	6/17/2022	JILLIAN NOBLET	13012	RECONCILED	6/23/2022		\$ 180.00
40556	92372	ACCOUNTS_P AYABLE	6/17/2022	JUAN DIEGO SANTAMARIA BRENES	13785	RECONCILED	6/23/2022		500.00
40576	92373	ACCOUNTS_P AYABLE	6/17/2022	MATTHEW TEMPLE	13724	RECONCILED	6/30/2022		180.00
40566	92374	ACCOUNTS_P AYABLE	6/17/2022	MEGAN McCAMMON	8905	RECONCILED	6/22/2022		180.00
40567	92375	ACCOUNTS_P AYABLE	6/17/2022	MOHICAN MEDIA	13792	RECONCILED	6/22/2022		1,595.00
40561	92376	ACCOUNTS_P AYABLE	6/17/2022	NOLAN & RAELYNN FRY	13794	RECONCILED	6/28/2022		1,077.10
40574	92377	ACCOUNTS_P AYABLE	6/17/2022	RACHEL SMITH	8026	RECONCILED	6/30/2022		180.00
40570	92378	ACCOUNTS_P AYABLE	6/17/2022	RENHILL GROUP, INC.	10075	RECONCILED	6/22/2022		20,642.42
40571	92379	ACCOUNTS_P AYABLE	6/17/2022	RICHLAND CO. JUVENILE COURT	6082	RECONCILED	6/23/2022		165.00
40579	92380	ACCOUNTS_P AYABLE	6/17/2022	ROBERT J TOMMELLEO	8823	RECONCILED	6/29/2022		31.01
40564	92381	ACCOUNTS_P AYABLE	6/17/2022	RYAN KNUCKLES	10079	OUTSTANDIN G			78.42
40572	92382	ACCOUNTS_P AYABLE	6/17/2022	SCHOLASTIC BOOK FAIRS	1785	RECONCILED	6/22/2022		500.00
40573	92383	ACCOUNTS_P AYABLE	6/17/2022	SHOOK CONSTRUCTI ON CO	13525	RECONCILED	6/22/2022		3,720,582.65
40554	92384	ACCOUNTS_P AYABLE	6/17/2022	STEPHANIE BLACKSTON E	7728	RECONCILED	6/23/2022		360.00
40577	92385	ACCOUNTS_P AYABLE	6/17/2022	THE ESKEN GROUP, LLC	13446	RECONCILED	6/22/2022		1,080.00
40578	92386	ACCOUNTS_P AYABLE	6/17/2022	THE HONORS PROGRAM	10979	OUTSTANDIN G			208.00
40569	92387	ACCOUNTS_P AYABLE	6/17/2022	TIFFANY PERRY	9312	OUTSTANDIN G			360.00
40563	92388	ACCOUNTS_P AYABLE	6/17/2022	TRISHA HUGHES	11754	RECONCILED	6/28/2022		960.95
40601	92389	ACCOUNTS_P AYABLE	6/22/2022	MID-OHIO ED. SERVICE CENTER	69	RECONCILED	6/27/2022		7,256.25
40590	92390	ACCOUNTS_P AYABLE	6/22/2022	CULLIGAN QUALITY WATER	610	RECONCILED	6/27/2022		148.00
40593	92391	ACCOUNTS_P AYABLE	6/22/2022	TRANSPORTA TION ACCESSORIE S CO.	819	RECONCILED	6/27/2022		68.62
40609	92392	ACCOUNTS_P AYABLE	6/22/2022	AWARDSMIT H	1370	RECONCILED	6/30/2022		1,174.25
40605	92393	ACCOUNTS_P AYABLE	6/22/2022	MEDINA COUNTY SCHOOLS' ESC	3780	RECONCILED	6/27/2022		60.00
40606	92394	ACCOUNTS_P AYABLE	6/22/2022	OASBO	5406	RECONCILED	6/30/2022		789.00
40614	92395	ACCOUNTS_P AYABLE	6/22/2022	GRAINGER	5843	RECONCILED	6/28/2022		60.85
40603	92396	ACCOUNTS_P AYABLE	6/22/2022	MANSFIELD CITY SCHOOLS	5990	RECONCILED	6/29/2022		6,966.61

Start Date: 6/1/2022

End Date: 6/30/2022

LEXINGTON LOCAL SCHOOLS

Disbursement Summary Report

Reference Number	Check Number	Type	Date	Name	Vendor #	Status	Reconcile Date	Void Date	Amount
40607	92397	ACCOUNTS_P AYABLE	6/22/2022	BAKER VEHICLE SYSTEMS, INC.	6088	RECONCILED	6/27/2022		\$ 265.53
40611	92398	ACCOUNTS_P AYABLE	6/22/2022	CARDINAL BUS SALES & SERVICE	6515	RECONCILED	6/27/2022		278.60
40626	92399	ACCOUNTS_P AYABLE	6/22/2022	EZE RENTAL CENTER	7500	RECONCILED	6/30/2022		468.88
40594	92400	ACCOUNTS_P AYABLE	6/22/2022	KELL ACE HARDWARE	8329	RECONCILED	6/28/2022		125.30
40624	92401	ACCOUNTS_P AYABLE	6/22/2022	HERFF JONES	8857	RECONCILED	6/27/2022		2,595.80
40620	92402	ACCOUNTS_P AYABLE	6/22/2022	TRUCK SALES & SERVICE, INC.	8892	RECONCILED	6/27/2022		77.84
40600	92403	ACCOUNTS_P AYABLE	6/22/2022	WILSON LANGUAGE TRAINING CORP.	8967	RECONCILED	6/28/2022		712.80
40613	92404	ACCOUNTS_P AYABLE	6/22/2022	NORTH CENTRAL OHIO ESC	9382	RECONCILED	6/27/2022		3,512.50
40588	92405	ACCOUNTS_P AYABLE	6/22/2022	GRADY ENTERPRISE S, INC.	9664	OUTSTANDIN G			1,098.61
40608	92406	ACCOUNTS_P AYABLE	6/22/2022	COLE DISTRIBUTIN G	9752	RECONCILED	6/27/2022		10,189.24
40619	92407	ACCOUNTS_P AYABLE	6/22/2022	LESCH BATTERY & POWER	9943	RECONCILED	6/27/2022		144.00
40627	92408	ACCOUNTS_P AYABLE	6/22/2022	OHIO HEALTH CONSORTIU M	10192	RECONCILED	6/24/2022		55.00
40622	92409	ACCOUNTS_P AYABLE	6/22/2022	SMETZ'S TIRE SERVICE CENTER	10453	RECONCILED	6/29/2022		1,213.90
40621	92410	ACCOUNTS_P AYABLE	6/22/2022	SAFELITE FULLFILLME NT INC	10529	RECONCILED	6/28/2022		409.99
40597	92411	ACCOUNTS_P AYABLE	6/22/2022	DEMCO	10564	RECONCILED	6/29/2022		234.93
40591	92412	ACCOUNTS_P AYABLE	6/22/2022	MENARDS	10810	OUTSTANDIN G			841.75
40604	92413	ACCOUNTS_P AYABLE	6/22/2022	O.E. MEYER COMPANY	10829	OUTSTANDIN G			7.44
40616	92414	ACCOUNTS_P AYABLE	6/22/2022	JOSTENS	10830	RECONCILED	6/28/2022		2.66
40625	92415	ACCOUNTS_P AYABLE	6/22/2022	KIMBALL MIDWEST	11066	RECONCILED	6/27/2022		119.94
40615	92416	ACCOUNTS_P AYABLE	6/22/2022	BRIDGEWAY ACADEMY	11513	RECONCILED	6/29/2022		3,326.10
40598	92417	ACCOUNTS_P AYABLE	6/22/2022	DIRECT ENERGY BUSINESS	11543	RECONCILED	6/29/2022		6,277.19
40596	92418	ACCOUNTS_P AYABLE	6/22/2022	GALION COMMUNITY HOSPITAL	12104	RECONCILED	6/28/2022		1,925.00
40595	92419	ACCOUNTS_P AYABLE	6/22/2022	EJ THERAPY INC	13137	RECONCILED	6/29/2022		46,437.50
40612	92420	ACCOUNTS_P AYABLE	6/22/2022	VAPE EDUCATION	13500	OUTSTANDIN G			400.00

Start Date: 6/1/2022

End Date: 6/30/2022

LEXINGTON LOCAL SCHOOLS

Disbursement Summary Report

Reference Number	Check Number	Type	Date	Name	Vendor #	Status	Reconcile Date	Void Date	Amount
40602	92421	ACCOUNTS_P AYABLE	6/22/2022	SHOOK CONSTRUCTI ON CO	13525	RECONCILED	6/29/2022		\$ 218,615.60
40592	92422	ACCOUNTS_P AYABLE	6/22/2022	AMAZON CAPITAL SERVICES	13575	RECONCILED	6/28/2022		749.14
40617	92423	ACCOUNTS_P AYABLE	6/22/2022	AJINOMOTO CAMBROOKE , INC	13586	OUTSTANDIN G			202.40
40589	92424	ACCOUNTS_P AYABLE	6/22/2022	STEALTH PARTNER GROUP	13604	OUTSTANDIN G			39,827.04
40618	92425	ACCOUNTS_P AYABLE	6/22/2022	SPECIALIZED EDUCATION OF OHIO INC	13693	RECONCILED	6/28/2022		7,359.80
40610	92426	ACCOUNTS_P AYABLE	6/22/2022	ABBIE GOODMAN	13703	RECONCILED	6/30/2022		49.50
40599	92427	ACCOUNTS_P AYABLE	6/22/2022	NAPA	13723	RECONCILED	6/27/2022		365.07
40623	92428	ACCOUNTS_P AYABLE	6/22/2022	CHERYL FRAIZER	13793	OUTSTANDIN G			8.88
40636	92429	ACCOUNTS_P AYABLE	6/23/2022	ASHLEY REBILLOT	13752	OUTSTANDIN G			202.44
40629	92430	ACCOUNTS_P AYABLE	6/23/2022	AWARDSMIT H	1370	RECONCILED	6/30/2022		1,244.05
40635	92431	ACCOUNTS_P AYABLE	6/23/2022	CARLA PASHEILICH	11247	OUTSTANDIN G			180.00
40632	92432	ACCOUNTS_P AYABLE	6/23/2022	CBIZ BENEFITS & INSURANCE	8780	RECONCILED	6/28/2022		2,750.00
40631	92433	ACCOUNTS_P AYABLE	6/23/2022	COLUMBIA GAS	11662	RECONCILED	6/30/2022		3,634.65
40638	92434	ACCOUNTS_P AYABLE	6/23/2022	COLUMBUS ZOO	5692	RECONCILED	6/29/2022		1,000.00
40637	92435	ACCOUNTS_P AYABLE	6/23/2022	EJ THERAPY INC	13137	RECONCILED	6/29/2022		585.00
40630	92436	ACCOUNTS_P AYABLE	6/23/2022	HEATHER REMY	8906	RECONCILED	6/28/2022		180.00
40640	92437	ACCOUNTS_P AYABLE	6/23/2022	LAURIE WHITMAN	13655	RECONCILED	6/28/2022		538.55
40641	92438	ACCOUNTS_P AYABLE	6/23/2022	OHIO.NET INTERNET PROVIDERS	13038	RECONCILED	6/28/2022		603.82
40633	92439	ACCOUNTS_P AYABLE	6/23/2022	RACHEL SMITH	8026	RECONCILED	6/30/2022		180.00
40639	92440	ACCOUNTS_P AYABLE	6/23/2022	SEAN PICQUET	13657	RECONCILED	6/30/2022		538.55
40628	92441	ACCOUNTS_P AYABLE	6/23/2022	VERIZON WIRELESS	7415	RECONCILED	6/30/2022		380.80
40634	92442	ACCOUNTS_P AYABLE	6/23/2022	VILLAGE OF LEXINGTON	704	OUTSTANDIN G			2,850.00
40648	92443	ACCOUNTS_P AYABLE	6/27/2022	AMANDA BADERTSCH ER	13224	OUTSTANDIN G			140.00
40646	92444	ACCOUNTS_P AYABLE	6/27/2022	AMY GERHARDT	10986	OUTSTANDIN G			59.88
40649	92445	ACCOUNTS_P AYABLE	6/27/2022	CORTNEY HITE	13084	OUTSTANDIN G			25.00
40644	92446	ACCOUNTS_P AYABLE	6/27/2022	HEATHER NOLAND	10520	OUTSTANDIN G			25.00
40643	92447	ACCOUNTS_P AYABLE	6/27/2022	JENNIFER HOOPER	13018	OUTSTANDIN G			28.80
40647	92448	ACCOUNTS_P AYABLE	6/27/2022	RYAN OLIVER	13175	OUTSTANDIN G			35.00

Start Date: 6/1/2022

End Date: 6/30/2022

LEXINGTON LOCAL SCHOOLS

Disbursement Summary Report

Reference Number	Check Number	Type	Date	Name	Vendor #	Status	Reconcile Date	Void Date	Amount
40645	92449	ACCOUNTS_P AYABLE	6/27/2022	TJ GERHARDT	13681	OUTSTANDIN G			\$ 35.00
40650	92450	REFUND	6/27/2022	NAMI RICHLAND COUNTY	13783	OUTSTANDIN G			1,000.00
40651	92451	ACCOUNTS_P AYABLE	6/27/2022	OHIO ALLIANCE OF YMCA'S	13132	OUTSTANDIN G			1,225.00
40653	92452	ACCOUNTS_P AYABLE	6/28/2022	A.I.S. COMMERCIA L PARTS & SERVICES, INC	13761	OUTSTANDIN G			307.50
40652	92453	ACCOUNTS_P AYABLE	6/28/2022	ADVANCED KEY & LOCK SHOP	10296	OUTSTANDIN G			30.00
40656	92454	ACCOUNTS_P AYABLE	6/28/2022	AMANDA BADERTSCH ER	13224	OUTSTANDIN G			45.00
40654	92455	ACCOUNTS_P AYABLE	6/28/2022	AMAZON CAPITAL SERVICES	13575	OUTSTANDIN G			126.53
40655	92456	ACCOUNTS_P AYABLE	6/28/2022	AMERICAN ELECTRIC POWER	701	OUTSTANDIN G			21,403.41
40658	92457	ACCOUNTS_P AYABLE	6/28/2022	BAKER VEHICLE SYSTEMS, INC.	6088	OUTSTANDIN G			1,573.27
40659	92458	ACCOUNTS_P AYABLE	6/28/2022	CARDINAL RENTAL & SALES, LTD	8777	OUTSTANDIN G			1,072.98
40660	92459	ACCOUNTS_P AYABLE	6/28/2022	COLE DISTRIBUTIN G	9752	OUTSTANDIN G			13,239.95
40674	92460	ACCOUNTS_P AYABLE	6/28/2022	COLTON ULLMAN	13701	OUTSTANDIN G			75.00
40673	92461	ACCOUNTS_P AYABLE	6/28/2022	ELIZABETH A. RIEGEL	10733	OUTSTANDIN G			150.00
40661	92462	ACCOUNTS_P AYABLE	6/28/2022	HD SUPPLY FACILITIES	6504	OUTSTANDIN G			70.54
40662	92463	ACCOUNTS_P AYABLE	6/28/2022	HOLMES RENTAL & SALES	13795	OUTSTANDIN G			1,113.75
40675	92464	ACCOUNTS_P AYABLE	6/28/2022	JENNIFER WELLS	13798	OUTSTANDIN G			50.00
40663	92465	ACCOUNTS_P AYABLE	6/28/2022	KELL ACE HARDWARE	8329	OUTSTANDIN G			53.31
40664	92466	ACCOUNTS_P AYABLE	6/28/2022	MENARDS	10810	OUTSTANDIN G			516.59
40672	92467	ACCOUNTS_P AYABLE	6/28/2022	MICHELLE SMITH	8058	OUTSTANDIN G			50.00
40666	92468	ACCOUNTS_P AYABLE	6/28/2022	OHIO HIGH SCHOOL ATH. ASSOC.	1039	OUTSTANDIN G			140.00
40667	92469	ACCOUNTS_P AYABLE	6/28/2022	ON DEMAND STORAGE LLC	13797	OUTSTANDIN G			874.00
40668	92470	ACCOUNTS_P AYABLE	6/28/2022	QUENCH USA INC	9919	OUTSTANDIN G			41.10
40657	92471	ACCOUNTS_P AYABLE	6/28/2022	RALPH BAKER	11181	OUTSTANDIN G			50.00
40669	92472	ACCOUNTS_P AYABLE	6/28/2022	RUMPKE	11508	OUTSTANDIN G			1,432.28
40670	92473	ACCOUNTS_P AYABLE	6/28/2022	SAM'S CLUB DIRECT	5566	OUTSTANDIN G			214.38

Start Date: 6/1/2022

End Date: 6/30/2022

LEXINGTON LOCAL SCHOOLS

Disbursement Summary Report

Reference Number	Check Number	Type	Date	Name	Vendor #	Status	Reconcile Date	Void Date	Amount
40671	92474	ACCOUNTS_P AYABLE	6/28/2022	SIESEL DISTRIBUTIN G	10297	OUTSTANDIN G			\$ 1,319.70
40665	92475	ACCOUNTS_P AYABLE	6/28/2022	TONY NEWMAN	13799	OUTSTANDIN G			50.00
40676	92476	ACCOUNTS_P AYABLE	6/28/2022	WOLFF BROS. SUPPLY, INC.	8585	OUTSTANDIN G			92.64
40677	92477	ACCOUNTS_P AYABLE	6/29/2022	HOLMES RENTAL & SALES	13795	OUTSTANDIN G			20.62
40678	92478	ACCOUNTS_P AYABLE	6/30/2022	AMAZON CAPITAL SERVICES	13575	OUTSTANDIN G			832.71
40679	92479	ACCOUNTS_P AYABLE	6/30/2022	CARDINAL BUS SALES & SERVICE	6515	OUTSTANDIN G			148.11
40680	92480	ACCOUNTS_P AYABLE	6/30/2022	CenturyLink	700	OUTSTANDIN G			211.43
40681	92481	ACCOUNTS_P AYABLE	6/30/2022	CONSERVE FLAG COMPANY	8473	OUTSTANDIN G			83.95
40682	92482	ACCOUNTS_P AYABLE	6/30/2022	DEMCO	10564	OUTSTANDIN G			54.46
40685	92483	ACCOUNTS_P AYABLE	6/30/2022	ELIZABETH A. RIEGEL	10733	OUTSTANDIN G			150.00
40683	92484	ACCOUNTS_P AYABLE	6/30/2022	JOSTENS	10830	OUTSTANDIN G			7.68
40684	92485	ACCOUNTS_P AYABLE	6/30/2022	MEDINA COUNTY SCHOOLS' ESC	3780	OUTSTANDIN G			60.00
40686	92486	ACCOUNTS_P AYABLE	6/30/2022	TRANSPORTA TION ACCESSORIE S CO.	819	OUTSTANDIN G			367.83
40692	92487	ACCOUNTS_P AYABLE	6/30/2022	CARLIE OWENS	13424	OUTSTANDIN G			300.00
40687	92488	ACCOUNTS_P AYABLE	6/30/2022	SUMMER ADKINS	13800	OUTSTANDIN G			300.00
40688	92489	ACCOUNTS_P AYABLE	6/30/2022	DANIELLE BALLINGER	13801	OUTSTANDIN G			300.00
40691	92490	ACCOUNTS_P AYABLE	6/30/2022	CHELSI LOHR	13802	OUTSTANDIN G			300.00
40696	92491	ACCOUNTS_P AYABLE	6/30/2022	TAYLOR STARCHER	13803	OUTSTANDIN G			300.00
40690	92492	ACCOUNTS_P AYABLE	6/30/2022	CHANDLER GUNTHER	13804	OUTSTANDIN G			300.00
40697	92493	ACCOUNTS_P AYABLE	6/30/2022	KURTIS STEINMETZ	13805	OUTSTANDIN G			300.00
40693	92494	ACCOUNTS_P AYABLE	6/30/2022	KAYLA RITZ	13806	OUTSTANDIN G			300.00
40694	92495	ACCOUNTS_P AYABLE	6/30/2022	MEGAN SHUPE	13807	OUTSTANDIN G			300.00
40689	92496	ACCOUNTS_P AYABLE	6/30/2022	ALISHA FRANKLIN	13808	OUTSTANDIN G			300.00
40695	92497	ACCOUNTS_P AYABLE	6/30/2022	ROXANNA SMITH	13809	OUTSTANDIN G			300.00
40508	691835	ACCOUNTS_P AYABLE	6/15/2022	GORDON FOOD SERVICE	900652	RECONCILED	6/15/2022		6,082.01
40549	691836	ACCOUNTS_P AYABLE	6/16/2022	MEMO- S.E.R.S.	900997	RECONCILED	6/16/2022		2,455.44
40550	691837	ACCOUNTS_P AYABLE	6/16/2022	MEMO- S.T.R.S.	900998	RECONCILED	6/16/2022		7,301.96
40581	691838	ACCOUNTS_P	6/22/2022	LEXINGTON	900934	RECONCILED	6/22/2022		18,023.08

Start Date: 6/1/2022

End Date: 6/30/2022

LEXINGTON LOCAL SCHOOLS Disbursement Summary Report

Reference Number	Check Number	Type	Date	Name	Vendor #	Status	Reconcile Date	Void Date	Amount
		AYABLE		SCHOOLS - PAYROLL					
40582	691839	ACCOUNTS_P AYABLE	6/22/2022	MEMO-S.E.R.S.	900997	RECONCILED	6/22/2022		\$ 47,826.00
40583	691840	ACCOUNTS_P AYABLE	6/22/2022	MEMO-S.T.R.S.	900998	RECONCILED	6/22/2022		121,834.00
40584	691841	ACCOUNTS_P AYABLE	6/22/2022	ANTHEM BENEFIT SERVICES	900902	RECONCILED	6/22/2022		369,652.09
40586	691842	ACCOUNTS_P AYABLE	6/22/2022	MEMO-S.E.R.S.	900997	RECONCILED	6/22/2022		2,485.07
40585	691843	ACCOUNTS_P AYABLE	6/22/2022	MEMO-S.T.R.S.	900998	RECONCILED	6/22/2022		6,921.16
40587	691844	ACCOUNTS_P AYABLE	6/22/2022	MEMO-MID OHIO ESC	900069	RECONCILED	6/22/2022		24,095.07
40642	691845	ACCOUNTS_P AYABLE	6/24/2022	PITNEY BOWES GLOBAL FINANCIAL SERVICES	13717	RECONCILED	6/24/2022		492.72
40698	691846	PAYROLL	6/20/2022	LEXINGTON LOCAL SCHOOLS		RECONCILED	6/20/2022		639,823.61
Grand Total									\$ 5,478,894.26

Reporting Period: June 2022 (FY 2022)

7/5/22 9:02 PM

Start Date: 6/01/2022

End Date: 6/30/2022

LEXINGTON LOCAL SCHOOLS Receipts Ledger Report

Receipt #	Line #	Date	Type	Description	Full Account Code	Amount
Fund: 001						
Receipt: 1221						
77064	18	6/3/2022	RC	JV50 Tuition (SF-14)	001-1221-0000-000000-000	\$ 0.00
77065	18	6/17/2022	RC	JV50 Tuition (SF-14)	001-1221-0000-000000-000	2,239.21
						\$ 2,239.21
Receipt: 1223						
77064	20	6/3/2022	RC	JV52 Tuition (SF-14)	001-1223-0000-000000-000	0.00
77065	20	6/17/2022	RC	JV52 Tuition (SF-14)	001-1223-0000-000000-000	3,076.55
						\$ 3,076.55
Receipt: 1410						
77088	1	6/30/2022	RC	Richland Bank Interest	001-1410-0000-000000-000	8,549.66
						\$ 8,549.66
Receipt: 1740						
77052	1	6/2/2022	RC	Summer school fees	001-1740-0000-000000-100	210.00
77082	2	6/2/2022	RC	Central school fees	001-1740-0000-000000-400	82.00
77083	2	6/2/2022	RC	Central school fees	001-1740-0000-000000-400	96.00
77054	1	6/6/2022	RC	Summer school fees	001-1740-0000-000000-100	210.00
77055	1	6/7/2022	RC	Summer Pe	001-1740-0000-080999-100	100.00
77056	1	6/7/2022	RC	Summer school fees	001-1740-0000-000000-100	210.00
77057	1	6/7/2022	RC	Summer school fees	001-1740-0000-000000-100	210.00
77061	1	6/13/2022	RC	Summer PE	001-1740-0000-080999-100	100.00
77061	2	6/13/2022	RC	Summer School Fees	001-1740-0000-000000-100	210.00
77062	1	6/17/2022	RC	Summer PE	001-1740-0000-080999-100	100.00
77062	2	6/17/2022	RC	Summer School Fees	001-1740-0000-000000-100	210.00
77067	1	6/22/2022	RC	CCP Tuition pymt	001-1740-0000-000000-100	1,000.00
77087	1	6/30/2022	RC	HS Fees - Pay For It	001-1740-0000-000000-100	0.00
77087	2	6/30/2022	RC	Central Fees - Pay For It	001-1740-0000-000000-400	30.00
77087	3	6/30/2022	RC	Jr High Fees - Pay For It	001-1740-0000-000000-200	0.00
77087	4	6/30/2022	RC	Eastern Fees - Pay For It	001-1740-0000-000000-300	0.00
77087	5	6/30/2022	RC	Western Fees - Pay For It	001-1740-0000-000000-500	0.00
						\$ 2,768.00
Receipt: 1890						
77053	1	6/3/2022	RC	BWC Refund	001-1890-0000-000000-000	522.00
77084	2	6/24/2022	RC	Rumpke Refund	001-1890-0000-000000-000	135.16
77085	1	6/29/2022	RC	Maintenance Recycling	001-1890-0000-000000-000	44.46
						\$ 701.62
Receipt: 3110						
77064	1	6/3/2022	RC	Base Cost	001-3110-0000-000000-000	246,239.27
77064	3	6/3/2022	RC	Targeted Assistance	001-3110-0000-000000-000	19,016.84
77064	4	6/3/2022	RC	Special Education Funding	001-3110-0000-000000-000	18,371.76

Reporting Period: June 2022 (FY 2022)

7/5/22 9:02 PM

Start Date: 6/01/2022

End Date: 6/30/2022

LEXINGTON LOCAL SCHOOLS Receipts Ledger Report

Receipt #	Line #	Date	Type	Description	Full Account Code	Amount
77064	8	6/3/2022	RC	Supplement Targeted Assistance	001-3110-0000-000000-000	\$ 0.00
77064	9	6/3/2022	RC	Temporary Transitional Aid Guarantee	001-3110-0000-000000-000	0.00
77064	11	6/3/2022	RC	Transportation	001-3110-0000-000000-000	21,042.14
77064	12	6/3/2022	RC	Formula Transition Supplement	001-3110-0000-000000-000	(2,545.26)
77064	13	6/3/2022	RC	Preschool Special Educ Funding	001-3110-0000-000000-000	6,634.99
77064	14	6/3/2022	RC	Special Educ Transportation	001-3110-0000-000000-000	3,778.93
77064	23	6/3/2022	RC	JV02 FY2021 Final #2	001-3110-0000-000000-000	(1,570.41)
77065	1	6/17/2022	RC	Base Cost	001-3110-0000-000000-000	244,355.00
77065	3	6/17/2022	RC	Targeted Assistance	001-3110-0000-000000-000	17,779.57
77065	4	6/17/2022	RC	Special Education Funding	001-3110-0000-000000-000	18,302.11
77065	8	6/17/2022	RC	Supplement Targeted Assistance	001-3110-0000-000000-000	0.00
77065	9	6/17/2022	RC	Temporary Transitional Aid Guarantee	001-3110-0000-000000-000	0.00
77065	11	6/17/2022	RC	Transportation	001-3110-0000-000000-000	20,118.41
77065	12	6/17/2022	RC	Formula Transition Supplement	001-3110-0000-000000-000	(1,122.18)
77065	13	6/17/2022	RC	Preschool Special Educ Funding	001-3110-0000-000000-000	9,648.03
77065	14	6/17/2022	RC	Special Educ Transportation	001-3110-0000-000000-000	3,612.72
77065	23	6/17/2022	RC	JV02 FY2021 Final #2	001-3110-0000-000000-000	(1,570.42)
						\$ 622,091.50
Receipt:	3211					
77064	5	6/3/2022	RC	Economic Disadvantaged Funding	001-3211-0000-000000-000	(16,400.03)
77065	5	6/17/2022	RC	Economic Disadvantaged Funding	001-3211-0000-000000-000	(16,400.02)
						\$ (32,800.05)
Receipt:	3215					
77064	10	6/3/2022	RC	Career Tech Education Funding	001-3215-0000-000000-000	(3,426.51)
77065	10	6/17/2022	RC	Career Tech Education Funding	001-3215-0000-000000-000	(3,426.89)
77068	1	6/22/2022	RC	Career Awareness and Exploration Payment	001-3215-0000-000000-000	5,592.05
						\$ (1,261.35)
Receipt:	3216					
77064	7	6/3/2022	RC	Gifted Education Funding	001-3216-0000-000000-000	4,402.85
77065	7	6/17/2022	RC	Gifted Education Funding	001-3216-0000-000000-000	4,879.79
						\$ 9,282.64
Receipt:	3217					
77064	6	6/3/2022	RC	English Learners Funding	001-3217-0000-000000-000	(1,631.12)
77065	6	6/17/2022	RC	English Learners Funding	001-3217-0000-000000-000	(1,635.15)
						\$ (3,266.27)
Receipt:	3218					
77064	2	6/3/2022	RC	Base Cost - Student Wellness and Success	001-3218-0000-000000-000	12,632.21
77065	2	6/17/2022	RC	Base Cost - Student Wellness and Success	001-3218-0000-000000-000	12,535.40
						\$ 25,167.61
Receipt:	3219					

Reporting Period: June 2022 (FY 2022)

7/5/22 9:02 PM

Start Date: 6/01/2022

End Date: 6/30/2022

LEXINGTON LOCAL SCHOOLS
Receipts Ledger Report

Receipt #	Line #	Date	Type	Description	Full Account Code	Amount
77063	1	6/15/2022	RC	Catastrophic Sp Ed Pymt	001-3219-0000-000000-000	\$ 111,637.13
Receipt:	3300					\$ 111,637.13
77080	1	6/30/2022	RC	MEDICAID Recd -6/24	001-3300-0000-000000-000	7,898.39
Receipt:	5300					\$ 7,898.39
77071	1	6/28/2022	RC	Stale O/S Check - Prior FY	001-5300-0000-000000-000	238.75
						\$ 238.75
Fund:	004					\$ 756,323.39
Receipt:	1410					
77088	6	6/30/2022	RC	LFI Fund	004-1410-0000-000000-000	1,491.42
						\$ 1,491.42
Fund:	006					\$ 1,491.42
Receipt:	1410					
77088	4	6/30/2022	RC	Richland Bank Interest	006-1410-0000-000000-000	226.74
Receipt:	1512					\$ 226.74
77087	6	6/30/2022	RC	HS Lunch - Pay For It	006-1512-0000-000000-100	0.00
77087	7	6/30/2022	RC	Jr High Lunch - Pay For It	006-1512-0000-000000-200	0.00
77087	8	6/30/2022	RC	Eastern Lunch - Pay For It	006-1512-0000-000000-300	0.00
77087	9	6/30/2022	RC	Central Lunch - Pay For It	006-1512-0000-000000-400	0.00
77087	10	6/30/2022	RC	Western Lunch - Pay For It	006-1512-0000-000000-500	0.00
Receipt:	4120					\$ 0.00
77050	1	6/1/2022	RC	Federal Reimb Lunch High	006-4120-0000-000000-100	24,226.84
77050	2	6/1/2022	RC	Federal Reimb Lunch Jr High	006-4120-0000-000000-200	16,183.19
77050	3	6/1/2022	RC	Federal Reimb Lunch Central	006-4120-0000-000000-400	15,320.88
77050	4	6/1/2022	RC	Federal Reimb Lunch East	006-4120-0000-000000-300	17,556.50
77050	5	6/1/2022	RC	Federal Reimb Lunch Western	006-4120-0000-000000-500	11,328.69
77050	6	6/1/2022	RC	Fed Reimb Breakfast - High	006-4120-0000-000000-100	3,886.66
77050	7	6/1/2022	RC	Federal Reimb Breakfast - Jr H	006-4120-0000-000000-200	1,289.48
77050	8	6/1/2022	RC	Federal Reimb Break - Central	006-4120-0000-000000-400	2,102.24
77050	9	6/1/2022	RC	Federal Reimb Break - East	006-4120-0000-000000-300	2,336.69
77050	10	6/1/2022	RC	Federal Reimb Break - Western	006-4120-0000-000000-500	3,686.08
						\$ 97,917.25
Fund:	007					\$ 98,143.99
Receipt:	1410					

Reporting Period: June 2022 (FY 2022)

7/5/22 9:02 PM

Start Date: 6/01/2022

End Date: 6/30/2022

LEXINGTON LOCAL SCHOOLS Receipts Ledger Report

Receipt #	Line #	Date	Type	Description	Full Account Code	Amount
77088	5	6/30/2022	RC	Richland Bank Int - Minutemen	007-1410-9100-000000-000	\$ 87.93
						<u>\$ 87.93</u>
						<u>\$ 87.93</u>
Fund:	010					
Receipt:	1410					
77088	7	6/30/2022	RC	Classroom Facilities Fund	010-1410-0000-000000-000	3,513.45
						<u>\$ 3,513.45</u>
						<u>\$ 3,513.45</u>
Fund:	018					
Receipt:	1630					
77082	1	6/2/2022	RC	Central fees princ acct	018-1630-9400-000000-000	18.00
77083	1	6/2/2022	RC	Central fees princ acct	018-1630-9400-000000-000	24.00
						<u>\$ 42.00</u>
Receipt:	1690					
77074	4	6/17/2022	RC	Merchant Services Payment	018-1690-9100-000000-000	15.00
						<u>\$ 15.00</u>
Receipt:	1890					
77081	1	6/2/2022	RC	Central Lost Library book	018-1890-9401-000000-000	5.00
						<u>\$ 5.00</u>
						<u>\$ 62.00</u>
Fund:	019					
Receipt:	1890					
77060	3	6/13/2022	RC	PTO Recycling-Central	019-1890-9121-000000-000	1.28
77074	3	6/17/2022	RC	PTO Recycling-Central	019-1890-9121-000000-000	13.64
77060	1	6/13/2022	RC	PTO Recycling-Eastern	019-1890-9122-000000-000	1.28
77074	1	6/17/2022	RC	PTO Recycling-Eastern	019-1890-9122-000000-000	13.64
77060	2	6/13/2022	RC	PTO Recycling-Western	019-1890-9123-000000-000	1.28
77074	2	6/17/2022	RC	PTO Recycling-Western	019-1890-9123-000000-000	13.64
						<u>\$ 44.76</u>
						<u>\$ 44.76</u>
Fund:	022					
Receipt:	1690					
77079	1	6/8/2022	RC	OHSAA Tourn Reimb - Regional Track	022-1690-9601-000000-000	10,120.00
						<u>\$ 10,120.00</u>
						<u>\$ 10,120.00</u>
Fund:	024					
Receipt:	1410					
77088	2	6/30/2022	RC	Richland Bank Int. 024	024-1410-0000-000000-000	179.05
						<u>\$ 179.05</u>
Receipt:	1872					

Reporting Period: June 2022 (FY 2022)

Start Date: 6/01/2022

End Date: 6/30/2022

7/5/22 9:02 PM

LEXINGTON LOCAL SCHOOLS
Receipts Ledger Report

Receipt #	Line #	Date	Type	Description	Full Account Code	Amount
77075	1	6/17/2022	RC	Kist June Ins Premium	024-1872-0000-0000000-000	\$ 361.41
77075	2	6/17/2022	RC	Kist June Vision Ins	024-1872-0000-0000000-000	(16.66)
77072	1	6/29/2022	RC	Board's Premiums June	024-1872-0000-0000000-000	369,652.09
77073	1	6/29/2022	RC	Employees' Premiums June	024-1872-0000-0000000-000	67,854.61
77086	1	6/29/2022	RC	Mutti June Ins Premium	024-1872-0000-0000000-000	288.59
						\$ 438,140.04
						\$ 438,319.09
Fund:	300					
Receipt:	1690					
77051	1	6/1/2022	RC	Program Ads	300-1690-9600-0000000-000	160.00
77051	3	6/1/2022	RC	Sectional Softball Host Fee	300-1690-9600-0000000-000	300.00
77078	1	6/23/2022	RC	Program Ads	300-1690-9600-0000000-000	300.00
						\$ 760.00
Receipt:	1890					
77051	2	6/1/2022	RC	Boys Tennis Entry Fee	300-1890-9600-0000000-711	200.00
77077	1	6/8/2022	RC	Girls Tennis Invite Fee	300-1890-9600-0000000-705	200.00
77077	2	6/8/2022	RC	Boys Tennis Invite Fee	300-1890-9600-0000000-711	200.00
						\$ 600.00
Receipt:	5300					
77071	2	6/28/2022	RC	Stale O/S Check - Prior FY	300-5300-9600-0000000-000	45.00
						\$ 45.00
						\$ 1,405.00
Grand Total						\$ 1,309,511.03

Reporting Period: June 2022 (FY 2022)
 As Of Period: 06/30/2022

7/5/22 9:04 PM

LEXINGTON LOCAL SCHOOLS
Revenue Account Summary

Fund-SCC	Description	FYTDReceivable	FYTD Received	MTD Received	YTD Received
SCC:	0000				
001-0000	GENERAL FUND	\$ 23,894,433.00	\$ 23,986,204.23	\$ 756,323.39	\$ 13,286,823.06
		\$ 23,894,433.00	\$ 23,986,204.23	\$ 756,323.39	\$ 13,286,823.06
SCC:	9412				
001-9412	GENERAL BUDGET RESERVE SET- ASIDE-1%/BWC	0.00	0.00	0.00	0.00
		\$ 0.00	\$ 0.00	\$ 0.00	\$ 0.00
SCC:	0000				
002-0000	BOND RETIREMENT FUND	3,324,825.31	3,434,171.28	0.00	1,958,804.49
003-0000	PERMANENT IMPROVEMENT FUND	736,856.09	764,319.86	0.00	440,802.62
004-0000	LFI BUILDING FUND	3,306,596.47	3,219,070.72	1,491.42	3,313.28
006-0000	FOOD SERVICE FUND	830,000.00	1,185,721.35	98,143.99	736,312.10
		\$ 8,198,277.87	\$ 8,603,283.21	\$ 99,635.41	\$ 3,139,232.49
SCC:	9100				
007-9100	LEXINGTON MINUTEMEN ACADEMIC SCHOLARSHIP FUND	15,439.69	16,178.28	87.93	9,842.72
		\$ 15,439.69	\$ 16,178.28	\$ 87.93	\$ 9,842.72
SCC:	9800				
007-9800	TERRY McCAMMON SCHOLARSHIP FUND	0.00	0.00	0.00	0.00
		\$ 0.00	\$ 0.00	\$ 0.00	\$ 0.00
SCC:	9801				
007-9801	MINUTEMAN ALUMNI SCHOLARSHIP FUND	0.00	0.00	0.00	0.00
		\$ 0.00	\$ 0.00	\$ 0.00	\$ 0.00
SCC:	9999				
007-9999	LEXINGTON SCHOOLS TRUST FUND	0.00	0.00	0.00	0.00
		\$ 0.00	\$ 0.00	\$ 0.00	\$ 0.00
SCC:	0000				
010-0000	CLASSROOM FACILITIES CONSTRUCTION FUND	27,000.00	31,933.97	3,513.45	9,465.83
		\$ 27,000.00	\$ 31,933.97	\$ 3,513.45	\$ 9,465.83
SCC:	9100				
018-9100	HIGH SCHOOL PRINCIPAL'S FUND	5,160.88	5,336.93	15.00	3,781.88
		\$ 5,160.88	\$ 5,336.93	\$ 15.00	\$ 3,781.88
SCC:	9101				
018-9101	HIGH SCHOOL FLOWER FUND	393.00	393.00	0.00	0.00
		\$ 393.00	\$ 393.00	\$ 0.00	\$ 0.00
SCC:	9200				
018-9200	JUNIOR HIGH PRINCIPAL'S FUND	790.00	2,501.19	0.00	1,710.00
		\$ 790.00	\$ 2,501.19	\$ 0.00	\$ 1,710.00
SCC:	9300				

Reporting Period: June 2022 (FY 2022)
 As Of Period: 06/30/2022

7/5/22 9:04 PM

LEXINGTON LOCAL SCHOOLS
Revenue Account Summary

Fund-SCC	Description	FYTDReceivable	FYTD Received	MTD Received	YTD Received
018-9300	EASTERN PRINCIPAL'S FUND	\$ 2,800.00	\$ 3,148.68	\$ 0.00	\$ 1,972.00
		\$ 2,800.00	\$ 3,148.68	\$ 0.00	\$ 1,972.00
SCC:	9301				
018-9301	EASTERN ELEMENTARY BOOKFAIR/BOXTOPS FUND	8,000.00	8,070.13	0.00	5,657.23
		\$ 8,000.00	\$ 8,070.13	\$ 0.00	\$ 5,657.23
SCC:	9302				
018-9302	EASTERN ELEMENTARY MATH	0.00	0.00	0.00	0.00
		\$ 0.00	\$ 0.00	\$ 0.00	\$ 0.00
SCC:	9303				
018-9303	EASTERN RUN CLUB	1,000.00	1,075.00	0.00	0.00
		\$ 1,000.00	\$ 1,075.00	\$ 0.00	\$ 0.00
SCC:	9400				
018-9400	CENTRAL PRINCIPAL'S FUND	3,000.00	3,050.29	42.00	1,099.60
		\$ 3,000.00	\$ 3,050.29	\$ 42.00	\$ 1,099.60
SCC:	9401				
018-9401	CENTRAL ELEMENTARY BOOKFAIR FUND	377.80	4,030.04	5.00	4,030.04
		\$ 377.80	\$ 4,030.04	\$ 5.00	\$ 4,030.04
SCC:	9402				
018-9402	CENTRAL ELEMENTARY ART	0.00	0.00	0.00	0.00
		\$ 0.00	\$ 0.00	\$ 0.00	\$ 0.00
SCC:	9500				
018-9500	WESTERN PRINCIPAL'S FUND	3,841.82	3,507.65	0.00	1,436.42
		\$ 3,841.82	\$ 3,507.65	\$ 0.00	\$ 1,436.42
SCC:	9501				
018-9501	WESTERN ELEMENTARY BOOKFAIR/BOXTOPS FUND	4,000.00	4,438.42	0.00	4,415.42
		\$ 4,000.00	\$ 4,438.42	\$ 0.00	\$ 4,415.42
SCC:	9502				
018-9502	HIGH SCHOOL ACADEMIC BOOSTERS FUND	0.00	0.00	0.00	0.00
		\$ 0.00	\$ 0.00	\$ 0.00	\$ 0.00
SCC:	9503				
018-9503	WESTERN ELEMENTARY ART	0.00	0.00	0.00	0.00
		\$ 0.00	\$ 0.00	\$ 0.00	\$ 0.00
SCC:	9602				
018-9602	JUNIOR HIGH ACADEMIC BOOSTERS FUND	0.00	0.00	0.00	0.00
		\$ 0.00	\$ 0.00	\$ 0.00	\$ 0.00
SCC:	9901				
018-9901	JUNIOR HIGH TEACHER ADVISORY FUND	0.00	0.00	0.00	0.00
		\$ 0.00	\$ 0.00	\$ 0.00	\$ 0.00

Reporting Period: June 2022 (FY 2022)
 As Of Period: 06/30/2022

7/5/22 9:04 PM

LEXINGTON LOCAL SCHOOLS
Revenue Account Summary

Fund-SCC	Description	FYTDReceivable	FYTD Received	MTD Received	YTD Received
SCC:	9001	\$ 0.00	\$ 0.00	\$ 0.00	\$ 0.00
019-9001	ACADEMIC BOOSTERS GRANTS	\$ 0.00	\$ 0.00	\$ 0.00	\$ 0.00
		\$ 0.00	\$ 0.00	\$ 0.00	\$ 0.00
SCC:	9121				
019-9121	CENTRAL ELEMENTARY PTO GRANTS	1,104.75	89.94	14.92	59.11
		\$ 1,104.75	\$ 89.94	\$ 14.92	\$ 59.11
SCC:	9122				
019-9122	EASTERN ELEMENTARY PTO GRANTS	1,104.66	89.95	14.92	59.10
		\$ 1,104.66	\$ 89.95	\$ 14.92	\$ 59.10
SCC:	9123				
019-9123	WESTERN ELEMENTARY PTO GRANTS	1,104.69	89.94	14.92	59.10
		\$ 1,104.69	\$ 89.94	\$ 14.92	\$ 59.10
SCC:	9200				
019-9200	RICHLAND COUNTY FOUNDATION GRANT PLAYGROUND	0.00	0.00	0.00	0.00
		\$ 0.00	\$ 0.00	\$ 0.00	\$ 0.00
SCC:	9201				
019-9201	RICHLAND COUNTY FOUNDATION GRANT CENTRAL PRID	0.00	0.00	0.00	0.00
		\$ 0.00	\$ 0.00	\$ 0.00	\$ 0.00
SCC:	9202				
019-9202	RICHLAND COUNTY FOUNDATION GRANT-HENSEL FY15	0.00	0.00	0.00	0.00
		\$ 0.00	\$ 0.00	\$ 0.00	\$ 0.00
SCC:	9204				
019-9204	RICHLAND COUNTY FOUNDATION GRANT-PELPHREY 15	0.00	0.00	0.00	0.00
		\$ 0.00	\$ 0.00	\$ 0.00	\$ 0.00
SCC:	9205				
019-9205	RICHLAND CO FOUNDATION GRANT-STAINED GLASS 16	0.00	0.00	0.00	0.00
		\$ 0.00	\$ 0.00	\$ 0.00	\$ 0.00
SCC:	9206				
019-9206	RICHLAND CO FOUNDATION GRANT-SEASONAL SCIE 16	0.00	0.00	0.00	0.00
		\$ 0.00	\$ 0.00	\$ 0.00	\$ 0.00
SCC:	9207				
019-9207	RICHLAND CO FOUNDATION-SCORE COMMON CORE 16	0.00	0.00	0.00	0.00
		\$ 0.00	\$ 0.00	\$ 0.00	\$ 0.00

Reporting Period: June 2022 (FY 2022)

7/5/22 9:04 PM

As Of Period: 06/30/2022

LEXINGTON LOCAL SCHOOLS
Revenue Account Summary

Fund-SCC	Description	FYTDReceivable	FYTD Received	MTD Received	YTD Received
SCC:	9208				
019-9208	RICHLAND CO FOUND-BUILD A COMM OF READERS	\$ 0.00	\$ 0.00	\$ 0.00	\$ 0.00
		\$ 0.00	\$ 0.00	\$ 0.00	\$ 0.00
SCC:	9209				
019-9209	RICH CO FOUND-LEARN TO READ FOR A LIFETIME	0.00	0.00	0.00	0.00
		\$ 0.00	\$ 0.00	\$ 0.00	\$ 0.00
SCC:	9210				
019-9210	RICH CO FOUND-MULTI-SENS APPROACH TO LEARNING	0.00	0.00	0.00	0.00
		\$ 0.00	\$ 0.00	\$ 0.00	\$ 0.00
SCC:	9211				
019-9211	RICH CO FOUND-BEE AWARENESS	0.00	0.00	0.00	0.00
		\$ 0.00	\$ 0.00	\$ 0.00	\$ 0.00
SCC:	9212				
019-9212	RICH CO FOUND-DONT LET THE PIGEON STOP TALK	0.00	0.00	0.00	0.00
		\$ 0.00	\$ 0.00	\$ 0.00	\$ 0.00
SCC:	9213				
019-9213	RICH CO FOUND-BRAIN GAMES 5.0	0.00	0.00	0.00	0.00
		\$ 0.00	\$ 0.00	\$ 0.00	\$ 0.00
SCC:	9214				
019-9214	RICH CO FOUND-TALKING SENSE TO OUR NUMBERS	0.00	0.00	0.00	0.00
		\$ 0.00	\$ 0.00	\$ 0.00	\$ 0.00
SCC:	9215				
019-9215	RICH CO FOUND-SEE THE CIVILIZATION	0.00	0.00	0.00	0.00
		\$ 0.00	\$ 0.00	\$ 0.00	\$ 0.00
SCC:	9216				
019-9216	RICH CO FOUND-SCIENCE OLYMPIAD	0.00	0.00	0.00	0.00
		\$ 0.00	\$ 0.00	\$ 0.00	\$ 0.00
SCC:	9217				
019-9217	RICH CO FOUND-KICK BACK WITH CLASSICS	0.00	0.00	0.00	0.00
		\$ 0.00	\$ 0.00	\$ 0.00	\$ 0.00
SCC:	9218				
019-9218	RICH CO FOUND-WRITE STUFF STEAM KIT	0.00	0.00	0.00	0.00
		\$ 0.00	\$ 0.00	\$ 0.00	\$ 0.00
SCC:	9219				
019-9219	RICH CO FOUND-CLASSROOM	0.00	0.00	0.00	0.00

Reporting Period: June 2022 (FY 2022)
 As Of Period: 06/30/2022

7/5/22 9:04 PM

LEXINGTON LOCAL SCHOOLS
Revenue Account Summary

Fund-SCC	Description	FYTDReceivable	FYTD Received	MTD Received	YTD Received
	LIBRARY				
SCC:	9220	\$ 0.00	\$ 0.00	\$ 0.00	\$ 0.00
019-9220	RICH CO FOUND-LEGOS AND BUILDING BLOCKS	\$ 0.00	\$ 0.00	\$ 0.00	\$ 0.00
SCC:	9221	\$ 0.00	\$ 0.00	\$ 0.00	\$ 0.00
019-9221	RICH CO FOUND-SCIENCE DISCOVERY BINS	0.00	0.00	0.00	0.00
SCC:	9222	\$ 0.00	\$ 0.00	\$ 0.00	\$ 0.00
019-9222	RICH CO FOUND-ONE BIG HAPPY FAMILY	0.00	0.00	0.00	0.00
SCC:	9223	\$ 0.00	\$ 0.00	\$ 0.00	\$ 0.00
019-9223	RICH CO FOUND-MAKER MAVEN STEM	0.00	0.00	0.00	0.00
SCC:	9224	\$ 0.00	\$ 0.00	\$ 0.00	\$ 0.00
019-9224	RICH CO FOUND-STEM SNAP CIRCUITS	0.00	0.00	0.00	0.00
SCC:	9225	\$ 0.00	\$ 0.00	\$ 0.00	\$ 0.00
019-9225	RICH CO FOUND GRANT-STEM MATERIALS SNAP CIRCUITS	485.94	485.94	0.00	0.00
SCC:	9226	\$ 485.94	\$ 485.94	\$ 0.00	\$ 0.00
019-9226	RICH CO FOUND GRANT-SCIENCE ENRICH FIELD TRIP	1,500.00	1,500.00	0.00	0.00
SCC:	9301	\$ 1,500.00	\$ 1,500.00	\$ 0.00	\$ 0.00
019-9301	RICH CO FOUND/SECO ROBOTICS GRANT (HEIMANN)	0.00	0.00	0.00	0.00
SCC:	9302	\$ 0.00	\$ 0.00	\$ 0.00	\$ 0.00
019-9302	RICH CO RETIRED TEACHERS ASSOC	0.00	0.00	0.00	0.00
SCC:	9303	\$ 0.00	\$ 0.00	\$ 0.00	\$ 0.00
019-9303	OHIO POWER GRANT (BERRY)	0.00	0.00	0.00	0.00
SCC:	9304	\$ 0.00	\$ 0.00	\$ 0.00	\$ 0.00
019-9304	RICHLAND CO RETIRED TEACHERS - HS ENGLISH	0.00	200.00	0.00	0.00

Reporting Period: June 2022 (FY 2022)
 As Of Period: 06/30/2022

7/5/22 9:04 PM

LEXINGTON LOCAL SCHOOLS
Revenue Account Summary

Fund-SCC	Description	FYTDReceivable	FYTD Received	MTD Received	YTD Received
SCC:	9500				
019-9500	DOLLAR GENERAL LIT FOUND - YOUTH LIT FY16	\$ 0.00	\$ 200.00	\$ 0.00	\$ 0.00
		\$ 0.00	\$ 0.00	\$ 0.00	\$ 0.00
SCC:	9502				
019-9502	RICHLAND CO HMG SENSORY GRANT	0.00	0.00	0.00	0.00
		\$ 0.00	\$ 0.00	\$ 0.00	\$ 0.00
SCC:	9616				
019-9616	WALMART TEACHER OF THE YEAR-DANIELLE SAVAGE	0.00	0.00	0.00	0.00
		\$ 0.00	\$ 0.00	\$ 0.00	\$ 0.00
SCC:	9601				
022-9601	OHSAA TOURNAMENT AGENCY FUND	11,209.59	18,860.00	10,120.00	12,870.00
		\$ 11,209.59	\$ 18,860.00	\$ 10,120.00	\$ 12,870.00
SCC:	0000				
024-0000	EMPLOYEE BENEFITS FUND FOR MEDICAL/DENTAL	5,295,144.36	5,244,622.22	438,319.09	2,649,164.76
034-0000	OFCC PROJECT MAINTENANCE FUND	185,752.94	186,410.78	0.00	106,313.71
		\$ 5,480,897.30	\$ 5,431,033.00	\$ 438,319.09	\$ 2,755,478.47
SCC:	9101				
200-9101	HIGH SCHOOL ART CLUB	0.00	0.00	0.00	0.00
		\$ 0.00	\$ 0.00	\$ 0.00	\$ 0.00
SCC:	9102				
200-9102	HIGH SCHOOL DRAMA CLUB	11,100.00	11,121.66	0.00	10,031.42
		\$ 11,100.00	\$ 11,121.66	\$ 0.00	\$ 10,031.42
SCC:	9103				
200-9103	HIGH SCHOOL MATH CLUB	0.00	0.00	0.00	0.00
		\$ 0.00	\$ 0.00	\$ 0.00	\$ 0.00
SCC:	9104				
200-9104	HIGH SCHOOL LEADERSHIP COUNCIL	1,600.00	1,607.00	0.00	0.00
		\$ 1,600.00	\$ 1,607.00	\$ 0.00	\$ 0.00
SCC:	9105				
200-9105	HIGH SCHOOL FRENCH CLUB	0.00	0.00	0.00	0.00
		\$ 0.00	\$ 0.00	\$ 0.00	\$ 0.00
SCC:	9107				
200-9107	HIGH SCHOOL SPANISH CLUB	120.00	120.00	0.00	120.00
		\$ 120.00	\$ 120.00	\$ 0.00	\$ 120.00
SCC:	9108				

Reporting Period: June 2022 (FY 2022)
 As Of Period: 06/30/2022

7/5/22 9:04 PM

LEXINGTON LOCAL SCHOOLS
Revenue Account Summary

Fund-SCC	Description	FYTDReceivable	FYTD Received	MTD Received	YTD Received
200-9108	HIGH SCHOOL LEO CLUB	\$ 0.00	\$ 148.25	\$ 0.00	\$ 0.00
		\$ 0.00	\$ 148.25	\$ 0.00	\$ 0.00
SCC:	9114				
200-9114	HIGH SCHOOL STUDENT COUNCIL FUND	3,100.00	2,108.21	(1,000.00)	1,198.65
		\$ 3,100.00	\$ 2,108.21	\$ (1,000.00)	\$ 1,198.65
SCC:	9115				
200-9115	HIGH SCHOOL KEY CLUB	1,000.00	1,089.30	0.00	60.00
		\$ 1,000.00	\$ 1,089.30	\$ 0.00	\$ 60.00
SCC:	9116				
200-9116	HIGH SCHOOL CHESS CLUB	0.00	0.00	0.00	0.00
		\$ 0.00	\$ 0.00	\$ 0.00	\$ 0.00
SCC:	9119				
200-9119	HIGH SCHOOL YEARBOOK FUND	11,564.00	11,827.50	0.00	1,235.00
		\$ 11,564.00	\$ 11,827.50	\$ 0.00	\$ 1,235.00
SCC:	9120				
200-9120	HIGH SCHOOL JOURNALISM FUND	0.00	0.00	0.00	0.00
		\$ 0.00	\$ 0.00	\$ 0.00	\$ 0.00
SCC:	9121				
200-9121	HIGH SCHOOL NATIONAL HONOR SOCIETY	5,900.00	5,933.81	0.00	1,621.91
		\$ 5,900.00	\$ 5,933.81	\$ 0.00	\$ 1,621.91
SCC:	9160				
200-9160	HIGH SCHOOL GERMAN CLUB	0.00	0.00	0.00	0.00
		\$ 0.00	\$ 0.00	\$ 0.00	\$ 0.00
SCC:	9201				
200-9201	JUNIOR HIGH ART CLUB	178.15	128.25	0.00	128.25
		\$ 178.15	\$ 128.25	\$ 0.00	\$ 128.25
SCC:	9204				
200-9204	JUNIOR HIGH STUDENT COUNCIL FUND	1,000.00	1,080.70	0.00	227.70
		\$ 1,000.00	\$ 1,080.70	\$ 0.00	\$ 227.70
SCC:	9205				
200-9205	JUNIOR HIGH LIBRARY CLUB	0.00	0.00	0.00	0.00
		\$ 0.00	\$ 0.00	\$ 0.00	\$ 0.00
SCC:	9301				
200-9301	EASTERN ELEMENTARY STUDENT ACTIVITY FUND	639.70	946.71	0.00	946.71
		\$ 639.70	\$ 946.71	\$ 0.00	\$ 946.71
SCC:	9302				
200-9302	EASTERN ELEMENTARY ROBOTICS FUND	0.00	0.00	0.00	0.00

Reporting Period: June 2022 (FY 2022)
 As Of Period: 06/30/2022

7/5/22 9:04 PM

LEXINGTON LOCAL SCHOOLS
Revenue Account Summary

Fund-SCC	Description	FYTDReceivable	FYTD Received	MTD Received	YTD Received
SCC:	9401	\$ 0.00	\$ 0.00	\$ 0.00	\$ 0.00
200-9401	CENTRAL ELEMENTARY STUDENT ACTIVITY FUND	\$ 0.00	\$ 0.00	\$ 0.00	\$ 0.00
SCC:	9611	\$ 0.00	\$ 0.00	\$ 0.00	\$ 0.00
200-9611	HIGH SCHOOL INFORMED TEENS FUND	0.00	0.00	0.00	0.00
SCC:	9612	\$ 0.00	\$ 0.00	\$ 0.00	\$ 0.00
200-9612	JUNIOR HIGH INFORMED TEENS FUND	554.36	575.06	0.00	556.76
SCC:	9106	\$ 554.36	\$ 575.06	\$ 0.00	\$ 556.76
300-9106	HIGH SCHOOL INTRAMURALS	0.00	0.00	0.00	0.00
SCC:	9115	\$ 0.00	\$ 0.00	\$ 0.00	\$ 0.00
300-9115	JAZZ BAND	0.00	0.00	0.00	0.00
SCC:	9116	\$ 0.00	\$ 0.00	\$ 0.00	\$ 0.00
300-9116	CHOIR	0.00	0.00	0.00	0.00
SCC:	9206	\$ 0.00	\$ 0.00	\$ 0.00	\$ 0.00
300-9206	JUNIOR HIGH PHYS ED DEPARTMENT FUND	150.00	470.00	0.00	0.00
SCC:	9210	\$ 150.00	\$ 470.00	\$ 0.00	\$ 0.00
300-9210	JR HIGH INSTRUMENTAL	0.00	0.00	0.00	0.00
SCC:	9600	\$ 0.00	\$ 0.00	\$ 0.00	\$ 0.00
300-9600	ATHLETIC FUND	232,010.00	196,242.99	1,405.00	38,941.08
SCC:	9601	\$ 232,010.00	\$ 196,242.99	\$ 1,405.00	\$ 38,941.08
300-9601	ATHLETIC CAPITAL FUND	25,000.00	41,000.00	0.00	12,500.00
SCC:	9602	\$ 25,000.00	\$ 41,000.00	\$ 0.00	\$ 12,500.00
300-9602	ORCHESTRA	0.00	0.00	0.00	0.00
SCC:	9603	\$ 0.00	\$ 0.00	\$ 0.00	\$ 0.00
300-9603	ELEMENTARY MUSIC	0.00	0.00	0.00	0.00
SCC:	9605	\$ 0.00	\$ 0.00	\$ 0.00	\$ 0.00

Reporting Period: June 2022 (FY 2022)
 As Of Period: 06/30/2022

7/5/22 9:04 PM

LEXINGTON LOCAL SCHOOLS
Revenue Account Summary

Fund-SCC	Description	FYTDReceivable	FYTD Received	MTD Received	YTD Received
300-9605	BAND	\$ 0.00	\$ 0.00	\$ 0.00	\$ 0.00
		\$ 0.00	\$ 0.00	\$ 0.00	\$ 0.00
SCC:	9020				
451-9020	Network Connectivity FY 2020	0.00	0.00	0.00	0.00
		\$ 0.00	\$ 0.00	\$ 0.00	\$ 0.00
SCC:	9021				
451-9021	Network Connectivity FY 2021	0.00	0.00	0.00	0.00
		\$ 0.00	\$ 0.00	\$ 0.00	\$ 0.00
SCC:	9022				
451-9022	Network Connectivity FY2022	9,000.00	9,000.00	0.00	4,500.00
		\$ 9,000.00	\$ 9,000.00	\$ 0.00	\$ 4,500.00
SCC:	9922				
451-9922	Emergency Connectivity FY2022	0.00	0.00	0.00	0.00
		\$ 0.00	\$ 0.00	\$ 0.00	\$ 0.00
SCC:	0000				
467-0000	STUDENT WELLNESS AND SUCCESS FUND	0.00	0.00	0.00	0.00
		\$ 0.00	\$ 0.00	\$ 0.00	\$ 0.00
SCC:	9020				
499-9020	SCHOOL SAFETY GRANT FY20	0.00	0.00	0.00	0.00
		\$ 0.00	\$ 0.00	\$ 0.00	\$ 0.00
SCC:	9021				
499-9021	SCHOOL SAFETY GRANT FY21	0.00	0.00	0.00	0.00
		\$ 0.00	\$ 0.00	\$ 0.00	\$ 0.00
SCC:	9022				
499-9022	SCHOOL SAFETY GRANT FY22	12,461.88	12,461.88	0.00	0.00
		\$ 12,461.88	\$ 12,461.88	\$ 0.00	\$ 0.00
SCC:	9101				
499-9101	STATE GRANT 2001 READING IMPROV.INCENT-CENTRA	0.00	0.00	0.00	0.00
		\$ 0.00	\$ 0.00	\$ 0.00	\$ 0.00
SCC:	9121				
499-9121	SCHOOL BUS PURCHASE PROGRAM	0.00	0.00	0.00	0.00
		\$ 0.00	\$ 0.00	\$ 0.00	\$ 0.00
SCC:	9122				
499-9122	SCHOOL BUS PURCHASE PROGRAM	0.00	0.00	0.00	0.00
		\$ 0.00	\$ 0.00	\$ 0.00	\$ 0.00
SCC:	9922				
499-9922	MISCELLANEOUS STATE GRANT FUND	0.00	0.00	0.00	0.00
		\$ 0.00	\$ 0.00	\$ 0.00	\$ 0.00
SCC:	9913				

Reporting Period: June 2022 (FY 2022)
 As Of Period: 06/30/2022

7/5/22 9:04 PM

LEXINGTON LOCAL SCHOOLS
Revenue Account Summary

Fund-SCC	Description	FYTDReceivable	FYTD Received	MTD Received	YTD Received
506-9913	OHIO RESIDENT EDUCATOR PROGRAM	\$ 0.00	\$ 0.00	\$ 0.00	\$ 0.00
SCC: 9914		\$ 0.00	\$ 0.00	\$ 0.00	\$ 0.00
506-9914	OHIO RESIDENT EDUCATOR PROGRAM	0.00	0.00	0.00	0.00
SCC: 0000		\$ 0.00	\$ 0.00	\$ 0.00	\$ 0.00
507-0000	ELEMENTARY AND SECONDARY SCHOOL EMERGENCY RELIEF FUND	0.00	0.00	0.00	0.00
SCC: 9021		\$ 0.00	\$ 0.00	\$ 0.00	\$ 0.00
507-9021	ESSER FUNDING FY21	0.00	0.00	0.00	0.00
SCC: 9022		\$ 0.00	\$ 0.00	\$ 0.00	\$ 0.00
507-9022	ESSER ARP FUNDING	2,014,488.04	463,728.80	0.00	243,664.65
SCC: 9921		\$ 2,014,488.04	\$ 463,728.80	\$ 0.00	\$ 243,664.65
507-9921	ESSER II FUNDING	186,028.26	163,521.58	0.00	63,920.30
SCC: 9021		\$ 186,028.26	\$ 163,521.58	\$ 0.00	\$ 63,920.30
510-9021	CRF FUNDING FY21	0.00	0.00	0.00	0.00
SCC: 9020		\$ 0.00	\$ 0.00	\$ 0.00	\$ 0.00
516-9020	IDEA-B SPECIAL EDUCATION FY20	0.00	0.00	0.00	0.00
SCC: 9021		\$ 0.00	\$ 0.00	\$ 0.00	\$ 0.00
516-9021	IDEA-B SPECIAL EDUCATION FY21	46,686.68	46,686.68	0.00	0.00
SCC: 9022		\$ 46,686.68	\$ 46,686.68	\$ 0.00	\$ 0.00
516-9022	IDEA-B SPECIAL EDUCATION FY22	705,802.01	483,013.85	0.00	293,210.57
SCC: 9023		\$ 705,802.01	\$ 483,013.85	\$ 0.00	\$ 293,210.57
516-9023	IDEA PART B GRANTS	0.00	0.00	0.00	0.00
SCC: 9922		\$ 0.00	\$ 0.00	\$ 0.00	\$ 0.00
516-9922	IDEA PART B GRANTS	112,783.89	107,273.02	0.00	69,162.22
SCC: 9020		\$ 112,783.89	\$ 107,273.02	\$ 0.00	\$ 69,162.22
572-9020	TITLE I FY20	0.00	0.00	0.00	0.00
SCC: 9020		\$ 0.00	\$ 0.00	\$ 0.00	\$ 0.00

Reporting Period: June 2022 (FY 2022)
 As Of Period: 06/30/2022

7/5/22 9:04 PM

LEXINGTON LOCAL SCHOOLS
Revenue Account Summary

Fund-SCC	Description	FYTDReceivable	FYTD Received	MTD Received	YTD Received
SCC:	9021				
572-9021	TITLE I FY21	\$ 14,806.46	\$ 14,806.46	\$ 0.00	\$ 0.00
		\$ 14,806.46	\$ 14,806.46	\$ 0.00	\$ 0.00
SCC:	9022				
572-9022	TITLE I FY22	270,914.69	213,096.04	0.00	122,191.13
		\$ 270,914.69	\$ 213,096.04	\$ 0.00	\$ 122,191.13
SCC:	9023				
572-9023	TITLE I DISADVANTAGED CHILDREN	0.00	0.00	0.00	0.00
		\$ 0.00	\$ 0.00	\$ 0.00	\$ 0.00
SCC:	9921				
572-9921	EOEC	0.00	0.00	0.00	0.00
		\$ 0.00	\$ 0.00	\$ 0.00	\$ 0.00
SCC:	9922				
572-9922	TITLE I DISADVANTAGED CHILDREN	8,783.65	0.00	0.00	0.00
		\$ 8,783.65	\$ 0.00	\$ 0.00	\$ 0.00
SCC:	9022				
584-9022	TITLE IV FY22	29,064.89	23,344.37	0.00	3,600.00
		\$ 29,064.89	\$ 23,344.37	\$ 0.00	\$ 3,600.00
SCC:	9023				
584-9023	TITLE IV, PART A, STUDENT SUPPORT AND ACADEMIC ENRICHMENT PROGRAMS	0.00	0.00	0.00	0.00
		\$ 0.00	\$ 0.00	\$ 0.00	\$ 0.00
SCC:	9020				
587-9020	EARLY CHILDHOOD SPECIAL EDUCATION IDEA FY20	0.00	0.00	0.00	0.00
		\$ 0.00	\$ 0.00	\$ 0.00	\$ 0.00
SCC:	9021				
587-9021	EARLY CHILDHOOD SPECIAL EDUCATION IDEA FY21	0.00	0.00	0.00	0.00
		\$ 0.00	\$ 0.00	\$ 0.00	\$ 0.00
SCC:	9022				
587-9022	EARLY CHILDHOOD SPECIAL EDUCATION IDEA FY22	12,212.54	12,212.54	0.00	8,214.57
		\$ 12,212.54	\$ 12,212.54	\$ 0.00	\$ 8,214.57
SCC:	9023				
587-9023	IDEA PRESCHOOL-HANDICAPPED	0.00	0.00	0.00	0.00
		\$ 0.00	\$ 0.00	\$ 0.00	\$ 0.00
SCC:	9922				
587-9922	IDEA PRESCHOOL-HANDICAPPED	8,347.75	0.00	0.00	0.00
		\$ 8,347.75	\$ 0.00	\$ 0.00	\$ 0.00

Reporting Period: June 2022 (FY 2022)
 As Of Period: 06/30/2022

7/5/22 9:04 PM

LEXINGTON LOCAL SCHOOLS
Revenue Account Summary

Fund-SCC	Description	FYTDReceivable	FYTD Received	MTD Received	YTD Received
SCC:	9020				
590-9020	TITLE II-A IMPROVING TEACHER QUALITY FY20	\$ 0.00	\$ 0.00	\$ 0.00	\$ 0.00
		\$ 0.00	\$ 0.00	\$ 0.00	\$ 0.00
SCC:	9021				
590-9021	TITLE II-A IMPROVING TEACHER QUALITY FY21	0.00	0.00	0.00	0.00
		\$ 0.00	\$ 0.00	\$ 0.00	\$ 0.00
SCC:	9022				
590-9022	TITLE II-A IMPROVING TEACHER QUALITY FY22	55,702.25	55,702.25	0.00	27,620.08
		\$ 55,702.25	\$ 55,702.25	\$ 0.00	\$ 27,620.08
SCC:	9023				
590-9023	IMPROVING TEACHER QUALITY	0.00	0.00	0.00	0.00
		\$ 0.00	\$ 0.00	\$ 0.00	\$ 0.00
SCC:	9020				
599-9020	TITLE IV FY20	0.00	0.00	0.00	0.00
		\$ 0.00	\$ 0.00	\$ 0.00	\$ 0.00
SCC:	9021				
599-9021	TITLE IV FY21	0.00	0.00	0.00	0.00
		\$ 0.00	\$ 0.00	\$ 0.00	\$ 0.00
SCC:	9921				
599-9921	RICHLAND COUNTY MOBILE HOT SPOT GRANT	0.00	0.00	0.00	0.00
		\$ 0.00	\$ 0.00	\$ 0.00	\$ 0.00
SCC:	9922				
599-9922	MISCELLANEOUS FED. GRANT FUND	289,000.00	289,000.00	0.00	289,000.00
		\$ 289,000.00	\$ 289,000.00	\$ 0.00	\$ 289,000.00
Grand Total		\$ 41,731,920.19	\$ 40,293,746.70	\$ 1,308,511.03	\$ 20,430,643.47

Reporting Period: June 2022 (FY 2022)

7/5/22 9:06 PM

As Of Period: 06/30/2022

LEXINGTON LOCAL SCHOOLS Appropriation Summary Report

Fund-SCC	Description	FYTD Appropriated	Prior Year Encumbrance	FYTD Expendable	FYTD Expended	MTD Expended	Encumbrance	Future Encumbrance	FYTD Unencumbered	Percent Expended/Encumbered
001-0000	GENERAL FUND	\$ 24,909,333.23	\$ 423,314.61	\$ 25,332,647.84	\$ 23,863,601.21	\$ 1,442,979.66	\$ 485,635.50	\$ 0.00	\$ 983,411.13	96.12 %
001-9412	GENERAL BUDGET RESERVE SET-ASIDE-1%/BWC	0.00	0.00	0.00	0.00	0.00	0.00	0.00	0.00	0.00
002-0000	BOND RETIREMENT FUND	3,664,681.26	0.00	3,664,681.26	3,664,159.23	0.00	0.00	0.00	522.03	99.99
003-0000	PERMANENT IMPROVEMENT FUND	1,121,842.84	82,944.21	1,204,787.05	1,074,924.45	218,615.60	139,366.22	0.00	(9,503.62)	100.79
004-0000	LFI BUILDING FUND	3,306,424.81	7,821,444.81	11,127,869.62	7,256,395.01	720,582.65	613,556.96	0.00	3,257,917.65	70.72
006-0000	FOOD SERVICE FUND	823,935.45	6,872.37	830,807.82	851,375.15	41,665.28	664.80	0.00	(21,232.13)	102.56
007-9100	LEXINGTON MINUTEMEN ACADEMIC SCHOLARSHIP FUND	15,000.00	3,500.00	18,500.00	13,350.00	0.00	2,200.00	0.00	2,950.00	84.05
007-9800	TERRY McCAMMON SCHOLARSHIP FUND	22,101.59	0.00	22,101.59	22,101.59	0.00	0.00	0.00	0.00	100.00
007-9801	MINUTEMAN ALUMNI SCHOLARSHIP FUND	0.00	0.00	0.00	0.00	0.00	0.00	0.00	0.00	0.00
007-9999	LEXINGTON SCHOOLS TRUST FUND	0.00	0.00	0.00	0.00	0.00	0.00	0.00	0.00	0.00
010-0000	CLASSROOM FACILITIES CONSTRUCTION FUND	1,352,651.79	35,629,274.28	36,981,926.07	28,072,686.09	3,006,639.32	9,033,757.78	0.00	(124,517.80)	100.34
018-9100	HIGH SCHOOL PRINCIPAL'S FUND	5,523.51	323.31	5,846.82	6,022.87	(459.72)	0.00	0.00	(176.05)	103.01
018-9101	HIGH SCHOOL FLOWER FUND	387.00	0.00	387.00	386.39	0.00	0.00	0.00	0.61	99.84
018-9200	JUNIOR HIGH PRINCIPAL'S FUND	927.45	5,880.00	6,807.45	562.83	0.00	130.50	0.00	6,114.12	10.18
018-9300	EASTERN PRINCIPAL'S FUND	3,088.80	386.00	3,474.80	2,043.29	0.00	0.00	0.00	1,431.51	58.80
018-9301	EASTERN ELEMENTARY BOOKFAIR/BOXTOP S FUND	8,612.15	0.00	8,612.15	8,058.49	0.00	0.00	0.00	553.66	93.57
018-9302	EASTERN ELEMENTARY MATH	1,036.52	0.00	1,036.52	0.00	0.00	0.00	0.00	1,036.52	0.00
018-9303	EASTERN RUN	1,496.73	0.00	1,496.73	1,191.87	0.00	204.86	0.00	100.00	93.32

Reporting Period: June 2022 (FY 2022)

7/5/22 9:06 PM

As Of Period: 06/30/2022

LEXINGTON LOCAL SCHOOLS Appropriation Summary Report

Fund-SCC	Description	FYTD Appropriated	Prior Year Encumbrance	FYTD Expendable	FYTD Expended	MTD Expended	Encumbrance	Future Encumbrance	FYTD Unencumbered	Percent Expended/Encumbered
018-9400	CLUB CENTRAL PRINCIPAL'S FUND	\$ 7,500.00	\$ 81.83	\$ 7,581.83	\$ 4,885.19	\$ 1,162.40	\$ 825.81	\$ 0.00	\$ 1,870.83	75.32 %
018-9401	CENTRAL ELEMENTARY BOOKFAIR FUND	5,129.31	0.00	5,129.31	4,401.79	3,446.56	0.00	0.00	727.52	85.82
018-9402	CENTRAL ELEMENTARY ART	1,500.00	0.00	1,500.00	0.00	0.00	0.00	0.00	1,500.00	0.00
018-9500	WESTERN PRINCIPAL'S FUND	9,566.98	1,527.99	11,094.97	3,237.64	0.00	452.36	0.00	7,404.97	33.26
018-9501	WESTERN ELEMENTARY BOOKFAIR/BOXTOP S FUND	6,500.00	0.00	6,500.00	4,326.33	0.00	0.00	0.00	2,173.67	66.56
018-9502	HIGH SCHOOL ACADEMIC BOOSTERS FUND	0.00	0.00	0.00	0.00	0.00	0.00	0.00	0.00	0.00
018-9503	WESTERN ELEMENTARY ART	1,986.42	0.00	1,986.42	0.00	0.00	0.00	0.00	1,986.42	0.00
018-9602	JUNIOR HIGH ACADEMIC BOOSTERS FUND	0.00	0.00	0.00	0.00	0.00	0.00	0.00	0.00	0.00
018-9901	JUNIOR HIGH TEACHER ADVISORY FUND	109.25	0.00	109.25	0.00	0.00	0.00	0.00	109.25	0.00
019-9001	ACADEMIC BOOSTERS GRANTS	769.07	0.00	769.07	0.00	0.00	0.00	0.00	769.07	0.00
019-9121	CENTRAL ELEMENTARY PTO GRANTS	2,306.26	0.00	2,306.26	0.00	0.00	0.00	0.00	2,306.26	0.00
019-9122	EASTERN ELEMENTARY PTO GRANTS	2,401.33	0.00	2,401.33	0.00	0.00	0.00	0.00	2,401.33	0.00
019-9123	WESTERN ELEMENTARY PTO GRANTS	3,139.13	0.00	3,139.13	0.00	0.00	0.00	0.00	3,139.13	0.00
019-9200	RICHLAND COUNTY FOUNDATION GRANT PLAYGROUND	200.00	0.00	200.00	0.00	0.00	0.00	0.00	200.00	0.00
019-9201	RICHLAND COUNTY FOUNDATION GRANT CENTRAL PRID	0.00	0.00	0.00	0.00	0.00	0.00	0.00	0.00	0.00
019-9202	RICHLAND COUNTY FOUNDATION GRANT-HENSEL FY15	0.00	0.00	0.00	0.00	0.00	0.00	0.00	0.00	0.00

Reporting Period: June 2022 (FY 2022)

7/5/22 9:06 PM

As Of Period: 06/30/2022

LEXINGTON LOCAL SCHOOLS Appropriation Summary Report

Fund-SCC	Description	FYTD Appropriated	Prior Year Encumbrance	FYTD Expendable	FYTD Expended	MTD Expended	Encumbrance	Future Encumbrance	FYTD Unencumbered	Percent Expended/Encumbered
019-9204	RICHLAND COUNTY FOUNDATION GRANT-PELPHREY 15	\$ 0.00	\$ 0.00	\$ 0.00	\$ 0.00	\$ 0.00	\$ 0.00	\$ 0.00	\$ 0.00	0.00 %
019-9205	RICHLAND CO FOUNDATION GRANT-STAINED GLASS 16	0.00	0.00	0.00	0.00	0.00	0.00	0.00	0.00	0.00
019-9206	RICHLAND CO FOUNDATION GRANT-SEASONAL SCIE 16	0.00	0.00	0.00	0.00	0.00	0.00	0.00	0.00	0.00
019-9207	RICHLAND CO FOUNDATION-S CORE COMMON CORE 16	0.00	0.00	0.00	0.00	0.00	0.00	0.00	0.00	0.00
019-9208	RICHLAND CO FOUND-BUILD A COMM OF READERS	0.00	0.00	0.00	0.00	0.00	0.00	0.00	0.00	0.00
019-9209	RICH CO FOUND-LEARN TO READ FOR A LIFETIME	0.00	0.00	0.00	0.00	0.00	0.00	0.00	0.00	0.00
019-9210	RICH CO FOUND-MULTI-SENS APPROACH TO LEARNING	0.00	0.00	0.00	0.00	0.00	0.00	0.00	0.00	0.00
019-9211	RICH CO FOUND-BEE AWARENESS	0.00	0.00	0.00	0.00	0.00	0.00	0.00	0.00	0.00
019-9212	RICH CO FOUND-DONT LET THE PIGEON STOP TALK	0.00	0.00	0.00	0.00	0.00	0.00	0.00	0.00	0.00
019-9213	RICH CO FOUND-BRAIN GAMES 5.0	0.00	0.00	0.00	0.00	0.00	0.00	0.00	0.00	0.00
019-9214	RICH CO FOUND-TALKING SENSE TO OUR NUMBERS	0.00	0.00	0.00	0.00	0.00	0.00	0.00	0.00	0.00
019-9215	RICH CO FOUND-SEE THE CIVILIZATION	0.00	0.00	0.00	0.00	0.00	0.00	0.00	0.00	0.00
019-9216	RICH CO FOUND-SCIENCE OLYMPIAD	0.00	0.00	0.00	0.00	0.00	0.00	0.00	0.00	0.00
019-9217	RICH CO FOUND-KICK BACK WITH CLASSICS	0.00	0.00	0.00	0.00	0.00	0.00	0.00	0.00	0.00
019-9218	RICH CO FOUND-WRITE STUFF STEAM KIT	52.93	0.00	52.93	52.93	0.00	0.00	0.00	0.00	100.00

Reporting Period: June 2022 (FY 2022)

7/5/22 9:06 PM

As Of Period: 06/30/2022

**LEXINGTON LOCAL SCHOOLS
Appropriation Summary Report**

Fund-SCC	Description	FYTD Appropriated	Prior Year Encumbrance	FYTD Expendable	FYTD Expended	MTD Expended	Encumbrance	Future Encumbrance	FYTD Unencumbered	Percent Expended/Encumbered
019-9219	RICH CO FOUND-CLASSROOM LIBRARY	\$ 0.00	\$ 0.00	\$ 0.00	\$ 0.00	\$ 0.00	\$ 0.00	\$ 0.00	\$ 0.00	0.00 %
019-9220	RICH CO FOUND-LEGOS AND BUILDING BLOCKS	0.00	0.00	0.00	0.00	0.00	0.00	0.00	0.00	0.00
019-9221	RICH CO FOUND-SCIENCE DISCOVERY BINS	0.95	0.00	0.95	0.95	0.00	0.00	0.00	0.00	100.00
019-9222	RICH CO FOUND-ONE BIG HAPPY FAMILY	2.41	0.00	2.41	2.41	0.00	0.00	0.00	0.00	100.00
019-9223	RICH CO FOUND-MAKER MAVEN STEM	0.00	0.00	0.00	0.00	0.00	0.00	0.00	0.00	0.00
019-9224	RICH CO FOUND-STEM SNAP CIRCUITS	66.36	0.00	66.36	66.36	0.00	0.00	0.00	0.00	100.00
019-9225	RICH CO FOUND GRANT-STEM MATERIALS SNAP CIRCUITS	485.94	0.00	485.94	485.94	0.00	0.00	0.00	0.00	100.00
019-9226	RICH CO FOUND GRANT-SCIENCE ENRICH FIELD TRIP	1,500.00	0.00	1,500.00	1,155.45	0.00	0.00	0.00	344.55	77.03
019-9301	RICH CO FOUND/SECO ROBOTICS GRANT (HEIMANN)	31.72	0.00	31.72	0.00	0.00	0.00	0.00	31.72	0.00
019-9302	RICH CO RETIRED TEACHERS ASSOC	150.00	0.00	150.00	0.00	0.00	0.00	0.00	150.00	0.00
019-9303	OHIO POWER GRANT (BERRY)	0.00	0.00	0.00	0.00	0.00	0.00	0.00	0.00	0.00
019-9304	RICHLAND CO RETIRED TEACHERS - HS ENGLISH	0.00	0.00	0.00	0.00	0.00	0.00	0.00	0.00	0.00
019-9500	DOLLAR GENERAL LIT FOUND - YOUTH LIT FY16	0.00	0.00	0.00	0.00	0.00	0.00	0.00	0.00	0.00
019-9502	RICHLAND CO HMG SENSORY GRANT	0.00	0.00	0.00	0.00	0.00	0.00	0.00	0.00	0.00
019-9616	WALMART TEACHER OF THE YEAR-DANIELLE SAVAGE	0.00	0.00	0.00	0.00	0.00	0.00	0.00	0.00	0.00
022-9601	OHSAA TOURNAMENT AGENCY FUND	11,209.59	0.00	11,209.59	3,162.97	1,025.00	4,975.00	0.00	3,071.62	72.60

Reporting Period: June 2022 (FY 2022)

7/5/22 9:06 PM

As Of Period: 06/30/2022

LEXINGTON LOCAL SCHOOLS Appropriation Summary Report

Fund-SCC	Description	FYTD Appropriated	Prior Year Encumbrance	FYTD Expendable	FYTD Expended	MTD Expended	Encumbrance	Future Encumbrance	FYTD Unencumbered	Percent Expended/Encumbered
024-0000	EMPLOYEE BENEFITS FUND FOR MEDICAL/DENTAL	\$ 5,446,545.00	\$ 252,504.20	\$ 5,699,049.20	\$ 5,658,641.92	\$ 412,843.44	\$ 259,508.34	\$ 0.00	\$ (219,101.06)	103.84 %
034-0000	OFCC PROJECT MAINTENANCE FUND	5,000.00	0.00	5,000.00	3,112.62	0.00	0.00	0.00	1,887.38	62.25
200-9101	HIGH SCHOOL ART CLUB	372.46	0.00	372.46	0.00	0.00	0.00	0.00	372.46	0.00
200-9102	HIGH SCHOOL DRAMA CLUB	20,000.00	510.00	20,510.00	10,995.68	0.00	550.00	0.00	8,964.32	56.29
200-9103	HIGH SCHOOL MATH CLUB	52.70	0.00	52.70	0.00	0.00	0.00	0.00	52.70	0.00
200-9104	HIGH SCHOOL LEADERSHIP COUNCIL	2,297.11	0.00	2,297.11	1,622.61	0.00	250.00	0.00	424.50	81.52
200-9105	HIGH SCHOOL FRENCH CLUB	364.75	0.00	364.75	0.00	0.00	0.00	0.00	364.75	0.00
200-9107	HIGH SCHOOL SPANISH CLUB	568.50	0.00	568.50	0.00	0.00	252.00	0.00	316.50	44.33
200-9108	HIGH SCHOOL LEO CLUB	1,000.00	0.00	1,000.00	248.86	78.42	601.14	0.00	150.00	85.00
200-9114	HIGH SCHOOL STUDENT COUNCIL FUND	4,000.00	0.00	4,000.00	1,826.28	0.00	1,050.00	0.00	1,123.72	71.91
200-9115	HIGH SCHOOL KEY CLUB	1,000.00	0.00	1,000.00	915.98	0.00	0.00	0.00	84.02	91.60
200-9116	HIGH SCHOOL CHESS CLUB	321.00	0.00	321.00	0.00	0.00	0.00	0.00	321.00	0.00
200-9119	HIGH SCHOOL YEARBOOK FUND	20,000.00	13,273.53	33,273.53	12,826.32	2,595.80	12,404.20	0.00	8,043.01	75.83
200-9120	HIGH SCHOOL JOURNALISM FUND	250.00	0.00	250.00	0.00	0.00	0.00	0.00	250.00	0.00
200-9121	HIGH SCHOOL NATIONAL HONOR SOCIETY	5,849.15	0.00	5,849.15	5,882.96	323.87	0.00	0.00	(33.81)	100.58
200-9160	HIGH SCHOOL GERMAN CLUB	0.00	0.00	0.00	0.00	0.00	0.00	0.00	0.00	0.00
200-9201	JUNIOR HIGH ART CLUB	485.00	200.25	685.25	200.25	0.00	0.00	0.00	485.00	29.22
200-9204	JUNIOR HIGH STUDENT COUNCIL FUND	2,890.27	0.00	2,890.27	1,623.99	0.00	0.00	0.00	1,266.28	56.19
200-9205	JUNIOR HIGH LIBRARY CLUB	77.65	0.00	77.65	0.00	0.00	0.00	0.00	77.65	0.00
200-9301	EASTERN ELEMENTARY STUDENT ACTIVITY	1,762.93	0.00	1,762.93	788.37	0.00	0.00	0.00	974.56	44.72

Reporting Period: June 2022 (FY 2022)

7/5/22 9:06 PM

As Of Period: 06/30/2022

LEXINGTON LOCAL SCHOOLS Appropriation Summary Report

Fund-SCC	Description	FYTD Appropriated	Prior Year Encumbrance	FYTD Expendable	FYTD Expended	MTD Expended	Encumbrance	Future Encumbrance	FYTD Unencumbered	Percent Expended/Encumbered
	FUND									
200-9302	EASTERN ELEMENTARY ROBOTICS FUND	\$ 575.16	\$ 0.00	\$ 575.16	\$ 0.00	\$ 0.00	\$ 0.00	\$ 0.00	\$ 575.16	0.00 %
200-9401	CENTRAL ELEMENTARY STUDENT ACTIVITY FUND	0.00	0.00	0.00	0.00	0.00	0.00	0.00	0.00	0.00
200-9611	HIGH SCHOOL INFORMED TEENS FUND	903.63	0.00	903.63	0.00	0.00	0.00	0.00	903.63	0.00
200-9612	JUNIOR HIGH INFORMED TEENS FUND	1,375.08	0.00	1,375.08	341.86	0.00	500.00	0.00	533.22	61.22
300-9106	HIGH SCHOOL INTRAMURALS	0.00	0.00	0.00	0.00	0.00	0.00	0.00	0.00	0.00
300-9115	JAZZ BAND	757.61	755.00	1,512.61	0.00	0.00	0.00	0.00	1,512.61	0.00
300-9116	CHOIR	1,284.95	0.00	1,284.95	0.00	0.00	0.00	0.00	1,284.95	0.00
300-9206	JUNIOR HIGH PHYS ED DEPARTMENT FUND	3,000.00	0.00	3,000.00	646.61	0.00	0.00	0.00	2,353.39	21.55
300-9210	JR HIGH INSTRUMENTAL	41.03	0.00	41.03	0.00	0.00	0.00	0.00	41.03	0.00
300-9600	ATHLETIC FUND	232,010.00	1,783.24	233,793.24	190,453.68	3,775.99	18,633.56	0.00	24,706.00	89.43
300-9601	ATHLETIC CAPITAL FUND	45,000.00	0.00	45,000.00	36,863.34	631.28	6,386.66	0.00	1,750.00	96.11
300-9602	ORCHESTRA	63.22	0.00	63.22	0.00	0.00	0.00	0.00	63.22	0.00
300-9603	ELEMENTARY MUSIC	1,572.09	0.00	1,572.09	0.00	0.00	0.00	0.00	1,572.09	0.00
300-9605	BAND	232.95	0.00	232.95	0.00	0.00	0.00	0.00	232.95	0.00
451-9020	Network Connectivity FY 2020	0.00	0.00	0.00	0.00	0.00	0.00	0.00	0.00	0.00
451-9021	Network Connectivity FY 2021	0.00	0.00	0.00	0.00	0.00	0.00	0.00	0.00	0.00
451-9022	Network Connectivity FY2022	9,000.00	0.00	9,000.00	9,000.00	0.00	0.00	0.00	0.00	100.00
451-9922	Emergency Connectivity FY2022	0.00	0.00	0.00	0.00	0.00	0.00	0.00	0.00	0.00
467-0000	STUDENT WELLNESS AND SUCCESS FUND	25,655.84	27,112.82	52,768.66	52,768.66	0.00	0.00	0.00	0.00	100.00
499-9020	SCHOOL SAFETY GRANT FY20	0.00	0.00	0.00	0.00	0.00	0.00	0.00	0.00	0.00
499-9021	SCHOOL SAFETY GRANT FY21	0.00	0.00	0.00	0.00	0.00	0.00	0.00	0.00	0.00

Reporting Period: June 2022 (FY 2022)

7/5/22 9:06 PM

As Of Period: 06/30/2022

LEXINGTON LOCAL SCHOOLS Appropriation Summary Report

Fund-SCC	Description	FYTD Appropriated	Prior Year Encumbrance	FYTD Expendable	FYTD Expended	MTD Expended	Encumbrance	Future Encumbrance	FYTD Unencumbered	Percent Expended/Encumbered
499-9022	SCHOOL SAFETY GRANT FY22	\$ 12,461.88	\$ 0.00	\$ 12,461.88	\$ 12,461.88	\$ 9,752.88	\$ 0.00	\$ 0.00	\$ 0.00	100.00 %
499-9101	STATE GRANT 2001 READING IMPROV.INCENT-	0.00	0.00	0.00	0.00	0.00	0.00	0.00	0.00	0.00
499-9121	SCHOOL BUS PURCHASE PROGRAM	0.00	0.00	0.00	0.00	0.00	0.00	0.00	0.00	0.00
499-9122	SCHOOL BUS PURCHASE PROGRAM	0.00	0.00	0.00	0.00	0.00	0.00	0.00	0.00	0.00
499-9922	MISCELLANEOUS STATE GRANT FUND	0.00	0.00	0.00	0.00	0.00	0.00	0.00	0.00	0.00
506-9913	OHIO RESIDENT EDUCATOR PROGRAM	0.00	0.00	0.00	0.00	0.00	0.00	0.00	0.00	0.00
506-9914	OHIO RESIDENT EDUCATOR PROGRAM	0.00	0.00	0.00	0.00	0.00	0.00	0.00	0.00	0.00
507-0000	ELEMENTARY AND SECONDRY SCHOOL EMERGENCY RELIEF FUND	0.00	0.00	0.00	0.00	0.00	0.00	0.00	0.00	0.00
507-9021	ESSER FUNDING FY21	0.00	0.00	0.00	0.00	(169.71)	0.00	0.00	0.00	0.00
507-9022	ESSER ARP FUNDING	2,014,488.04	0.00	2,014,488.04	544,472.15	35,092.24	245,036.25	0.00	1,224,979.64	39.19
507-9921	ESSER II FUNDING	183,432.26	2,596.00	186,028.26	163,521.58	0.00	12,007.37	0.00	10,499.31	94.36
510-9021	CRF FUNDING FY21	0.00	0.00	0.00	0.00	0.00	0.00	0.00	0.00	0.00
516-9020	IDEA-B SPECIAL EDUCATION FY20	0.00	0.00	0.00	0.00	0.00	0.00	0.00	0.00	0.00
516-9021	IDEA-B SPECIAL EDUCATION FY21	10,946.36	77,470.19	88,416.55	10,946.36	0.00	0.00	0.00	77,470.19	12.38
516-9022	IDEA-B SPECIAL EDUCATION FY22	628,331.82	0.00	628,331.82	596,781.59	58,400.87	37,191.85	0.00	(5,641.62)	100.90
516-9023	IDEA PART B GRANTS	0.00	0.00	0.00	0.00	0.00	0.00	0.00	0.00	0.00
516-9922	IDEA PART B GRANTS	112,783.89	0.00	112,783.89	112,783.89	(9,494.13)	4,522.13	0.00	(4,522.13)	104.01
572-9020	TITLE I FY20	0.00	0.00	0.00	0.00	0.00	0.00	0.00	0.00	0.00
572-9021	TITLE I FY21	528.14	2,217.72	2,745.86	528.14	0.00	50.00	0.00	2,167.72	21.05
572-9022	TITLE I FY22	268,696.97	0.00	268,696.97	250,203.90	6,662.64	11,697.68	0.00	6,795.39	97.47
572-9023	TITLE I DISADVANTAGED CHILDREN	0.00	0.00	0.00	0.00	0.00	0.00	0.00	0.00	0.00

Reporting Period: June 2022 (FY 2022)

7/5/22 9:06 PM

As Of Period: 06/30/2022

LEXINGTON LOCAL SCHOOLS Appropriation Summary Report

Fund-SCC	Description	FYTD Appropriated	Prior Year Encumbrance	FYTD Expendable	FYTD Expended	MTD Expended	Encumbrance	Future Encumbrance	FYTD Unencumbered	Percent Expended/Encumbered
572-9921	EOEC	\$ 0.00	\$ 0.00	\$ 0.00	\$ 0.00	\$ 0.00	\$ 0.00	\$ 0.00	\$ 0.00	0.00 %
572-9922	TITLE I DISADVANTAGED CHILDREN	8,783.65	0.00	8,783.65	0.00	0.00	0.00	0.00	8,783.65	0.00
584-9022	TITLE IV FY22	29,064.89	0.00	29,064.89	23,344.37	0.00	0.00	0.00	5,720.52	80.32
584-9023	TITLE IV, PART A, STUDENT SUPPORT AND ACADEMIC ENRICHMENT PROGRAMS	0.00	0.00	0.00	0.00	0.00	0.00	0.00	0.00	0.00
587-9020	EARLY CHILDHOOD SPECIAL EDUCATION IDEA FY20	0.00	0.00	0.00	0.00	0.00	0.00	0.00	0.00	0.00
587-9021	EARLY CHILDHOOD SPECIAL EDUCATION IDEA FY21	0.00	0.00	0.00	0.00	0.00	0.00	0.00	0.00	0.00
587-9022	EARLY CHILDHOOD SPECIAL EDUCATION IDEA FY22	12,212.54	0.00	12,212.54	12,212.54	(371.34)	0.00	0.00	0.00	100.00
587-9023	IDEA PRESCHOOL- HANDICAPPED	0.00	0.00	0.00	0.00	0.00	0.00	0.00	0.00	0.00
587-9922	IDEA PRESCHOOL- HANDICAPPED	8,347.75	0.00	8,347.75	2,313.40	371.34	0.00	0.00	6,034.35	27.71
590-9020	TITLE II-A IMPROVING TEACHER QUALITY FY20	0.00	0.00	0.00	0.00	0.00	0.00	0.00	0.00	0.00
590-9021	TITLE II-A IMPROVING TEACHER QUALITY FY21	0.00	0.00	0.00	0.00	0.00	0.00	0.00	0.00	0.00
590-9022	TITLE II-A IMPROVING TEACHER QUALITY FY22	55,702.25	0.00	55,702.25	55,702.25	0.00	0.00	0.00	0.00	100.00
590-9023	IMPROVING TEACHER QUALITY	0.00	0.00	0.00	0.00	0.00	0.00	0.00	0.00	0.00
599-9020	TITLE IV FY20	0.00	0.00	0.00	0.00	0.00	0.00	0.00	0.00	0.00
599-9021	TITLE IV FY21	0.00	0.00	0.00	0.00	0.00	0.00	0.00	0.00	0.00
599-9921	RICHLAND COUNTY MOBILE HOT SPOT GRANT	14.96	600.00	614.96	614.96	0.00	0.00	0.00	0.00	100.00
599-9922	MISCELLANEOUS FED. GRANT FUND	289,000.00	0.00	289,000.00	289,000.00	0.00	0.00	0.00	0.00	100.00

Grand		\$		\$		\$	\$ 5,956,150.34	\$		\$ 0.00	\$ 5,300,632.22
Total	44,760,754.26		44,354,572.36		89,115,326.62		72,922,283.43		10,892,410.97		