

# LEXINGTON LOCAL SCHOOLS



---

FINANCIAL REPORT  
FOR THE PERIOD ENDING  
MARCH 31, 2021

---

PREPARED BY  
JASON WHITESEL, TREASURER



March 01, 2021 through March 31, 2021

Account Name : Lexington Local SD Managing Agency

Account No : 5750

## Summary Of Investment Holdings

Quantity	Description		Unit Value	Market Value	Tax Cost	Estimated Ann Inc	Yield To Mkt
<b><u>Money Markets - Taxable</u></b>							
244,061.85	Northern Instl Government Select Portfolio		1.0000	244,061.85	244,061.85	73.22	0.03%
<b>Totals</b>				<b>244,061.85</b>	<b>244,061.85</b>	<b>73.22</b>	<b>0.03%</b>
<b><u>Marketable CDs</u></b>							
100,000	BankVista	1.400%	04/06/2021	100.0225	100,022.50	1,400.00	1.40%
200,000	Bank of Santa Clarita CA	1.400%	04/15/2021	100.0562	200,112.40	2,800.00	1.40%
200,000	Stearns Bank NA	1.950%	09/29/2021	100.9425	201,885.00	3,900.00	1.93%
200,000	Citibank NA	3.150%	10/26/2021	101.7701	203,540.20	6,300.00	3.10%
200,000	BMW Bank North America	3.050%	12/28/2021	102.2335	204,467.00	6,100.00	2.98%
100,000	Medallion Bank UT	3.050%	01/10/2022	102.3218	102,321.80	3,050.00	2.98%
150,000	TIAA FSB	2.850%	02/22/2022	102.4929	153,739.35	4,275.00	2.78%
200,000	Bridgewater Bank Bloom MN	1.900%	02/28/2022	101.6672	203,334.40	3,800.00	1.87%
200,000	Continental Bank UT	1.900%	06/22/2022	102.2252	204,450.40	3,800.00	1.86%
200,000	American Express Centurion	2.400%	09/12/2022	103.2182	206,436.40	4,800.00	2.33%
200,000	Discover Bank	2.250%	09/27/2022	103.1850	206,370.00	4,500.00	2.18%
200,000	Sallie Mae Bank SLC UT	2.500%	12/13/2022	104.0220	208,044.00	5,000.00	2.40%
25,000	State Bank of India NY	3.000%	03/06/2023	105.5167	26,379.18	750.00	2.84%
200,000	Comenity Capital Bank	2.700%	04/17/2023	105.1798	210,359.60	5,400.00	2.57%
150,000	Merrick Bank	2.050%	07/12/2023	104.2082	156,312.30	3,075.00	1.97%
200,000	Luana Savings Bank	0.200%	12/29/2023	99.7908	199,581.60	400.00	0.20%
100,000	Border State Bank	1.100%	03/27/2024	102.3393	102,339.30	1,100.00	1.07%
248,000	Live Oak Banking Company	1.250%	09/13/2024	102.9035	255,200.68	3,100.00	1.21%
200,000	Industrial & Com Bank 0.3	0.350%	02/11/2025	99.4934	198,986.80	700.00	0.35%
<b>Totals</b>				<b>3,343,882.91</b>	<b>3,273,000.00</b>	<b>64,250.00</b>	<b>1.92%</b>
<b><u>U.S. Govt Agv-Exempt State</u></b>							
325,000	FFCB	0.300%	04/27/2022	100.2277	325,740.02	975.00	0.30%

March 01, 2021 through March 31, 2021

Account Name : Lexington Local SD Managing Agency

Account No : 5750

## Summary Of Investment Holdings

Quantity	Description			Unit Value	Market Value	Tax Cost	Estimated Ann Inc	Yield To Mkt
250,000	FFCB Dtd 09/08/20	0.220%	09/08/2023	99.8734	249,683.58	249,862.50	550.00	0.22%
200,000	FHLB	0.220%	05/24/2024	99.3708	198,741.50	200,000.00	440.00	0.22%
200,000	FFCB	0.430%	10/15/2024	99.3521	198,704.10	200,000.00	860.00	0.43%
225,000	FHLMA 0.6500% 07/30/25	0.650%	07/30/2025	99.2630	223,341.66	224,887.50	1,462.50	0.65%
200,000	FHLB Federal Home Loan Banks Cons Bd 0.5 Dtd 03/10/21 Rate 0.5000% Mat 09/10/25	0.500%	09/10/2025	98.7709	197,541.78	200,000.00	1,000.00	0.51%
200,000	FHLB	0.500%	11/12/2025	98.0185	196,037.09	200,000.00	1,000.00	0.51%
<i>Totals</i>					<b>1,589,789.73</b>	<b>1,600,471.51</b>	<b>6,287.50</b>	<b>0.40%</b>
<u>U.S. Govt Agy-Non-Ex St-Int Only</u>								
250,000	FHLMC 0.4000% 10/23/23	0.400%	10/23/2023	100.0165	250,041.17	250,000.00	1,000.00	0.40%
<i>Totals</i>					<b>250,041.17</b>	<b>250,000.00</b>	<b>1,000.00</b>	<b>0.40%</b>
<i>Grand Total</i>					<b>5,427,775.66</b>	<b>5,367,533.36</b>	<b>71,610.72</b>	<b>1.32%</b>

Gain or Loss amounts and transactions, as shown, may not reflect the amount to be used for income tax purposes.

March 01, 2021 through March 31, 2021

Account Name : Lexington Local SD Bond Acct Man Agcy

Account No : R252

## Summary Of Investment Holdings

Quantity	Description		Unit Value	Market Value	Tax Cost	Estimated Ann Inc	Yield To Mkt
<b><u>Money Markets - Taxable</u></b>							
5,362,877.89	Northern Instl Government Select Portfolio		1.0000	5,362,877.89	5,362,877.89	1,608.86	0.03%
<i>Totals</i>				<b>5,362,877.89</b>	<b>5,362,877.89</b>	<b>1,608.86</b>	<b>0.03%</b>
<b><u>Money Markets/Savings - Taxable</u></b>							
248,000	Park National Bank FDIC Account P250		1.0000	248,000.00	248,000.00	74.40	0.03%
<i>Totals</i>				<b>248,000.00</b>	<b>248,000.00</b>	<b>74.40</b>	<b>0.03%</b>
<b><u>Marketable CDs</u></b>							
240,000	Ally Bank Midvale UT	1.000% 04/23/2021	100.0607	240,145.68	240,000.00	2,400.00	1.00%
<i>Totals</i>				<b>240,145.68</b>	<b>240,000.00</b>	<b>2,400.00</b>	<b>1.00%</b>
<b><u>U.S. Treasury Bills</u></b>							
10,000,000	US Treasury Bill	10/07/2021	99.9849	9,998,490.00	9,987,361.10	0.00	0.00%
10,000,000	US Treasury Bills	01/27/2022	99.9540	9,995,400.00	9,994,331.20	3,798.25	0.04%
<i>Totals</i>				<b>19,993,890.00</b>	<b>19,981,692.30</b>	<b>3,798.25</b>	<b>0.02%</b>
<b><u>Corporate Bonds</u></b>							
5,000,000	US Treasury Bills	05/13/2021	99.9974	4,999,870.00	4,997,219.45	0.00	0.00%
10,000,000	US Treasury Bill	0.140% 08/12/2021	99.9911	9,999,110.00	9,985,844.40	0.00	0.00%
	United States Treas Bills Dt 081320-081221 Dtd 08/13/20 Mat 08/12/21						
<i>Totals</i>				<b>14,998,980.00</b>	<b>14,983,063.85</b>	<b>0.00</b>	<b>0.00%</b>
<b><u>Commercial Paper - Corporate</u></b>							
2,500,000	Concord Minutemen Cap Co LLC	06/14/2021	99.8785	2,496,961.80	2,496,961.81	6,250.00	0.25%
2,750,000	Lloyds Bk Corp Mkts Plc Com'	06/25/2021	99.8665	2,746,327.98	2,746,327.99	5,225.00	0.19%
	Lloyds Bk Corporate Mkts Plc 0						
2,500,000	Banco De Credito E Com'l Pap	08/02/2021	99.4690	2,486,726.00	2,492,241.68	11,736.50	0.47%
<i>Totals</i>				<b>7,730,015.78</b>	<b>7,735,531.48</b>	<b>23,211.50</b>	<b>0.30%</b>

March 01, 2021 through March 31, 2021

Account Name : Lexington Local SD Bond Acct Man Agcy

Account No : R252

## Summary Of Investment Holdings

Quantity	Description				Unit Value	Market Value	Tax Cost	Estimated Ann Inc	Yield To Mkt
<u>U.S. Govt Agy-Exempt State</u>									
1,250,000	FHLB	.1	0.125%	10/15/2021	100.0333	1,250,415.66	1,250,000.00	1,562.50	0.12%
400,000	FFCB		0.300%	04/27/2022	100.2277	400,910.80	400,888.02	1,200.00	0.30%
<i>Totals</i>						<b>1,651,326.46</b>	<b>1,650,888.02</b>	<b>2,762.50</b>	<b>0.17%</b>
<i>Grand Total</i>						<b>50,225,235.81</b>	<b>50,202,053.54</b>	<b>33,855.51</b>	<b>0.07%</b>

Gain or Loss amounts and transactions, as shown, may not reflect the amount to be used for income tax purposes.

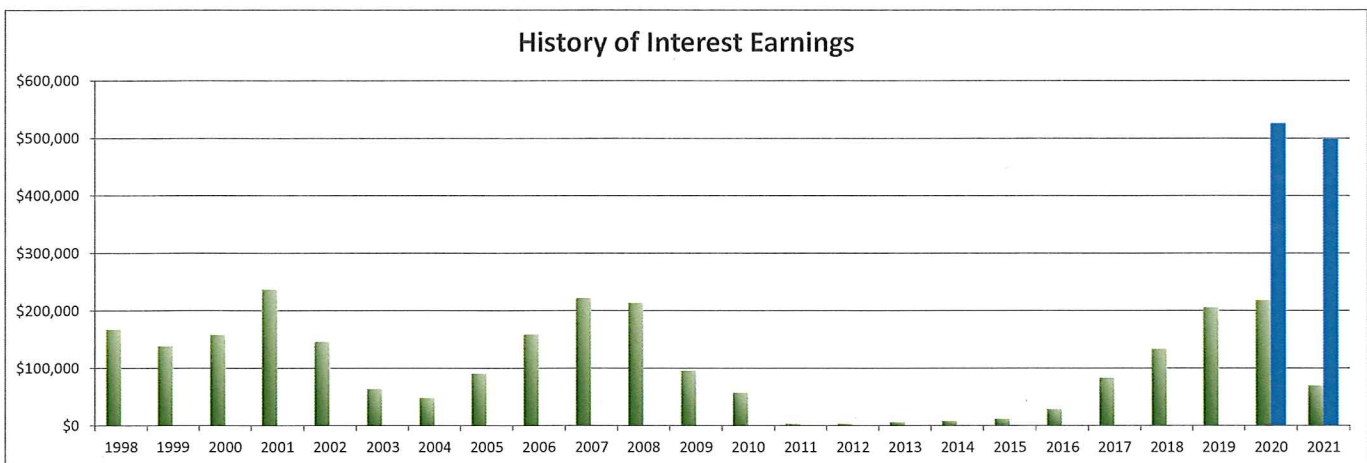
**LEXINGTON LOCAL SCHOOLS**  
**INVESTMENT REPORT FOR THE MONTH ENDING**  
**MARCH 31, 2021**

INTEREST EARNED:	THIS MONTH	FISCAL YEAR TO DATE
Richland Bank, General Sweep	\$99.49	\$777.94
Richland Bank, General MMA	\$80.78	\$3,496.01
Richland Bank, Anthem Sweep	\$41.85	\$363.67
Star Ohio	\$0.00	\$0.00
CDs, Bonds, and other investments	\$9,841.64	\$65,148.19
<b>TOTAL INTEREST RECEIVED</b>	<b>\$10,063.76</b>	<b>\$69,785.81</b>

INTEREST EARNED (LEX BOND ACCT)	THIS MONTH	FISCAL YEAR TO DATE
Richland Bank, General Sweep	\$0.00	\$0.00
Richland Bank, General MMA	\$0.00	\$0.00
Richland Bank, Anthem Sweep	\$0.00	\$0.00
Star Ohio	\$0.00	\$0.00
CDs, Bonds, and other investments	\$940.40	\$498,777.85
<b>TOTAL INTEREST RECEIVED</b>	<b>\$940.40</b>	<b>\$498,777.85</b>

History of Interest Earnings	Fiscal Year	Interest Earnings
	1998	\$ 167,057.52
	1999	\$ 138,113.69
	2000	\$ 157,991.72
	2001	\$ 236,839.79
	2002	\$ 146,052.34
	2003	\$ 63,712.36
	2004	\$ 47,970.95
	2005	\$ 90,719.94
	2006	\$ 158,724.51
	2007	\$ 221,998.86
	2008	\$ 213,660.34
	2009	\$ 95,639.63
	2010	\$ 56,860.22
	2011	\$ 3,001.78
	2012	\$ 3,090.00
	2013	\$ 5,758.97
	2014	\$ 8,349.92
	2015	\$ 11,765.22
	2016	\$ 28,300.22
	2017	\$ 83,194.26
	2018	\$ 133,582.49
	2019	\$ 205,588.68
	2020	\$ 218,228.66
<b>FISCAL Year To Date</b>	<b>2021</b>	<b>\$69,785.81</b>
<b>Total Interest Earnings 1998 to Present</b>		<b>\$ 2,565,987.88</b>

Lex Bond Acct Interest Earnings	Fiscal Year	Interest Earnings
	2020	\$526,044.24
<b>FISCAL Year To Date</b>	<b>2021</b>	<b>\$498,777.85</b>



**LEXINGTON LOCAL SCHOOLS  
 FINSUM**

Full Account Code	Description	Initial Cash	MTD Received	FYTD Received	MTD Expended	FYTD Expended	Fund Balance	Encumbrance	Unencumbered Balance
001-0000	GENERAL FUND	\$ 9,139,919.40	\$ 1,428,200.34	\$ 15,262,081.86	\$ 2,081,949.71	\$ 18,479,187.58	\$ 5,922,813.68	\$ 907,819.03	\$ 5,014,994.65
001-9412	GENERAL BUDGET RESERVE SET-ASIDE-1%BWC	87,928.97	0.00	0.00	0.00	0.00	87,928.97	0.00	87,928.97
002-0000	BOND RETIREMENT FUND	3,451,178.58	109,414.52	1,520,766.32	968,608.09	4,976,625.27	(4,680.37)	0.00	(4,680.37)
003-0000	PERMANENT IMPROVEMENT FUND	148,007.09	23,723.40	354,225.01	4,697.63	398,074.73	104,157.37	76,757.38	27,399.99
004-0000	LFI BUILDING FUND	10,873,689.78	177.04	97,853.55	264,825.05	1,520,615.06	9,450,928.27	15,862,586.26	(6,411,657.99)
006-0000	FOOD SERVICE FUND	3,725.01	146,578.76	457,277.23	66,736.42	570,864.96	(109,862.72)	34,924.07	(144,786.79)
007-9100	LEXINGTON MINUTEMEN ACADEMIC SCHOLARSHIP FUND	131,732.05	141.60	9,098.07	0.00	13,500.00	127,330.12	4,500.00	122,830.12
007-9800	TERRY McCAMMON SCHOLARSHIP FUND	13,463.82	20.81	5,244.40	0.00	0.00	18,708.22	0.00	18,708.22
010-0000	CLASSROOM FACILITIES CONSTRUCTION FUND	44,475,799.61	763.36	400,924.30	579,037.20	4,125,598.64	40,751,125.27	33,022,343.42	7,728,781.85
018-9100	HIGH SCHOOL PRINCIPAL'S FUND	704.30	1,917.11	4,368.33	541.25	2,072.91	2,999.72	7,878.35	(4,878.63)
018-9101	HIGH SCHOOL FLOWER FUND	59.00	0.00	0.00	65.00	65.00	(6.00)	0.00	(6.00)
018-9200	JUNIOR HIGH PRINCIPAL'S FUND	6,192.67	0.00	5.00	5.22	180.22	6,017.45	5,974.78	42.67
018-9300	EASTERN PRINCIPAL'S FUND	1,327.88	0.00	1,000.01	0.00	1,368.20	959.69	373.00	586.69
018-9301	EASTERN ELEMENTARY BOOKFAIR/BOXTOPS FUND	3,897.27	0.00	0.00	0.00	310.02	3,587.25	0.00	3,587.25
018-9302	EASTERN ELEMENTARY MATH	1,036.52	0.00	0.00	0.00	0.00	1,036.52	0.00	1,036.52
018-9303	EASTERN RUN CLUB	521.83	0.00	790.00	0.00	815.10	496.73	384.90	111.83
018-9400	CENTRAL PRINCIPAL'S FUND	9,360.43	750.51	1,774.21	328.55	2,384.00	8,750.64	721.48	8,029.16
018-9401	CENTRAL ELEMENTARY BOOKFAIR FUND	4,952.39	11.00	314.30	0.00	424.98	4,841.71	505.15	4,336.56
018-9402	CENTRAL ELEMENTARY ART	1,941.37	0.00	0.00	0.00	0.00	1,941.37	0.00	1,941.37
018-9500	WESTERN PRINCIPAL'S FUND	17,504.29	1,050.10	3,422.27	952.08	1,386.47	19,540.09	1,628.96	17,911.13
018-9501	WESTERN ELEMENTARY BOOKFAIR/BOXTOPS FUND	2,694.58	41.99	1,430.39	0.00	0.00	4,124.97	0.00	4,124.97
018-9503	WESTERN ELEMENTARY ART	1,986.42	0.00	0.00	0.00	0.00	1,986.42	0.00	1,986.42
018-9901	JUNIOR HIGH TEACHER ADVISORY FUND	109.25	0.00	0.00	0.00	0.00	109.25	0.00	109.25
019-9001	ACADEMIC BOOSTERS GRANTS	769.07	0.00	0.00	0.00	0.00	769.07	0.00	769.07
019-9121	CENTRAL ELEMENTARY PTO GRANTS	1,649.90	7.90	1,066.42	500.00	998.89	1,717.43	250.00	1,467.43
019-9122	EASTERN ELEMENTARY PTO GRANTS	1,301.33	7.89	1,066.37	0.00	0.00	2,367.70	0.00	2,367.70
019-9123	WESTERN ELEMENTARY PTO GRANTS	2,039.13	7.90	1,066.38	0.00	0.00	3,105.51	0.00	3,105.51
019-9200	RICHLAND COUNTY FOUNDATION GRANT PLAYGROUND	200.00	0.00	0.00	0.00	0.00	200.00	0.00	200.00
019-9218	RICH CO FOUND-WRITE STUFF	52.93	0.00	0.00	0.00	0.00	52.93	0.00	52.93



Reporting Period: March 2021 (FY 2021)  
 As Of Period: 03/31/2021

4/12/21 3:01 PM

**LEXINGTON LOCAL SCHOOLS  
 FINSUM**

Full Account Code	Description	Initial Cash	MTD Received	FYTD Received	MTD Expended	FYTD Expended	Fund Balance	Encumbrance	Unencumbered Balance
	STEAM KIT								
019-9221	RICH CO FOUND-SCIENCE DISCOVERY BINS	\$ 0.95	\$ 0.00	\$ 0.00	\$ 0.00	\$ 0.00	\$ 0.95	\$ 0.00	\$ 0.95
019-9222	RICH CO FOUND-ONE BIG HAPPY FAMILY	0.00	0.00	688.74	0.00	686.33	2.41	0.00	2.41
019-9223	RICH CO FOUND-MAKER MAVEN STEM	0.00	0.00	1,250.00	0.00	1,250.00	0.00	0.00	0.00
019-9224	RICH CO FOUND-STEM SNAP CIRCUITS	0.00	0.00	1,478.21	0.00	1,411.85	66.36	0.00	66.36
019-9301	RICH CO FOUND/SECO ROBOTICS GRANT (HEIMANN)	31.72	0.00	0.00	0.00	0.00	31.72	0.00	31.72
019-9302	RICH CO RETIRED TEACHERS ASSOC	150.00	0.00	0.00	0.00	0.00	150.00	0.00	150.00
022-9601	OHSAA TOURNAMENT AGENCY FUND	0.00	0.00	7,585.00	0.00	2,355.72	5,229.28	15,500.00	(10,270.72)
024-0000	EMPLOYEE BENEFITS FUND FOR MEDICAL/DENTAL	1,175,867.00	433,790.51	3,995,530.68	534,285.76	4,285,395.48	886,002.20	394,827.00	491,175.20
034-0000	OFCC PROJECT MAINTENANCE FUND	100,349.93	5,945.22	88,000.63	148.82	1,459.18	186,891.38	0.00	186,891.38
200-9101	HIGH SCHOOL ART CLUB	372.46	0.00	0.00	0.00	0.00	372.46	0.00	372.46
200-9102	HIGH SCHOOL DRAMA CLUB	23,990.34	0.00	(104.00)	0.00	0.00	23,886.34	0.00	23,886.34
200-9103	HIGH SCHOOL MATH CLUB	52.70	0.00	0.00	0.00	0.00	52.70	0.00	52.70
200-9104	HIGH SCHOOL LEADERSHIP COUNCIL	697.11	0.00	0.00	0.00	0.00	697.11	0.00	697.11
200-9105	HIGH SCHOOL FRENCH CLUB	334.75	0.00	30.00	0.00	0.00	364.75	0.00	364.75
200-9107	HIGH SCHOOL SPANISH CLUB	568.50	0.00	0.00	0.00	0.00	568.50	0.00	568.50
200-9108	HIGH SCHOOL LEO CLUB	2,168.50	0.00	0.00	0.00	0.00	2,168.50	0.00	2,168.50
200-9114	HIGH SCHOOL STUDENT COUNCIL FUND	2,286.95	0.00	0.00	0.00	0.00	2,286.95	500.00	1,786.95
200-9115	HIGH SCHOOL KEY CLUB	1,605.60	0.00	500.25	0.00	490.00	1,615.85	0.00	1,615.85
200-9116	HIGH SCHOOL CHESS CLUB	321.00	0.00	0.00	0.00	0.00	321.00	0.00	321.00
200-9119	HIGH SCHOOL YEARBOOK FUND	44,489.20	355.00	11,319.00	0.00	1,167.74	54,640.46	3,663.46	50,977.00
200-9120	HIGH SCHOOL JOURNALISM FUND	505.44	0.00	0.00	0.00	0.00	505.44	0.00	505.44
200-9121	HIGH SCHOOL NATIONAL HONOR SOCIETY	200.98	(288.00)	1,379.50	0.00	964.05	616.43	220.95	395.48
200-9201	JUNIOR HIGH ART CLUB	541.33	0.00	178.15	0.00	0.00	719.48	0.00	719.48
200-9204	JUNIOR HIGH STUDENT COUNCIL FUND	1,890.27	0.00	0.00	0.00	0.00	1,890.27	0.00	1,890.27
200-9205	JUNIOR HIGH LIBRARY CLUB	77.65	0.00	0.00	0.00	0.00	77.65	0.00	77.65
200-9301	EASTERN ELEMENTARY STUDENT ACTIVITY FUND	1,214.93	583.70	583.70	138.35	253.65	1,544.98	961.28	583.70
200-9302	EASTERN ELEMENTARY ROBOTICS FUND	575.16	0.00	0.00	0.00	0.00	575.16	0.00	575.16
200-9611	HIGH SCHOOL INFORMED	903.63	0.00	0.00	0.00	0.00	903.63	0.00	903.63

**LEXINGTON LOCAL SCHOOLS  
 FINSUM**

Full Account Code	Description	Initial Cash	MTD Received	FYTD Received	MTD Expended	FYTD Expended	Fund Balance	Encumbrance	Unencumbered Balance
200-9612	TEENS FUND JUNIOR HIGH INFORMED TEENS FUND	\$ 544.18	\$ 16.08	\$ 32.70	\$ 0.00	\$ 0.00	\$ 576.88	\$ 0.00	\$ 576.88
300-9115	JAZZ BAND	1,512.61	0.00	0.00	0.00	0.00	1,512.61	755.00	757.61
300-9116	CHOIR	1,284.95	0.00	0.00	0.00	0.00	1,284.95	0.00	1,284.95
300-9206	JUNIOR HIGH PHYS ED DEPARTMENT FUND	3,458.59	0.00	150.00	0.00	202.92	3,405.67	1,319.39	2,086.28
300-9210	JR HIGH INSTRUMENTAL	41.03	0.00	0.00	0.00	0.00	41.03	0.00	41.03
300-9600	ATHLETIC FUND	4,900.51	3,354.00	99,910.81	14,202.13	118,902.78	(14,091.46)	26,484.77	(40,576.23)
300-9601	ATHLETIC CAPITAL FUND	52,000.00	12,500.00	12,500.00	535.00	535.00	63,965.00	1,065.00	62,900.00
300-9602	ORCHESTRA	63.22	0.00	0.00	0.00	0.00	63.22	0.00	63.22
300-9603	ELEMENTARY MUSIC	1,572.09	0.00	0.00	0.00	0.00	1,572.09	0.00	1,572.09
300-9605	BAND	232.95	0.00	0.00	0.00	0.00	232.95	0.00	232.95
451-9021	Network Connectivity FY 2021	0.00	4,500.00	9,000.00	0.00	9,000.00	0.00	0.00	0.00
467-0000	STUDENT WELLNESS AND SUCCESS FUND	20,850.80	0.00	410,490.45	36,645.30	262,770.16	168,571.09	27,119.32	141,451.77
499-9021	SCHOOL SAFETY GRANT FY21	0.00	0.00	12,100.92	2,709.00	2,709.00	9,391.92	0.00	9,391.92
499-9121	SCHOOL BUS PURCHASE PROGRAM	0.00	0.00	42,925.71	0.00	42,925.71	0.00	0.00	0.00
507-9021	ESSER FUNDING FY21	(213,871.66)	0.00	234,267.13	0.00	20,395.47	0.00	3,368.05	(3,368.05)
510-9021	CRF FUNDING FY21	0.00	0.00	118,824.75	0.00	118,824.75	0.00	0.00	0.00
516-9020	IDEA-B SPECIAL EDUCATION FY20	(26,833.11)	0.00	34,158.24	0.00	7,325.13	0.00	0.00	0.00
516-9021	IDEA-B SPECIAL EDUCATION FY21	0.00	93,791.54	307,919.38	47,488.59	315,145.87	(7,226.49)	137,945.88	(145,172.37)
572-9020	TITLE I FY20	(24,246.86)	0.00	34,683.37	0.00	10,436.51	0.00	0.00	0.00
572-9021	TITLE I FY21	0.00	66,626.56	188,453.96	28,254.90	195,774.21	(7,320.25)	3,578.15	(10,898.40)
587-9020	EARLY CHILDHOOD SPECIAL EDUCATION IDEA FY20	(3,304.44)	0.00	3,304.44	0.00	0.00	0.00	0.00	0.00
587-9021	EARLY CHILDHOOD SPECIAL EDUCATION IDEA FY21	0.00	2,248.72	9,171.16	2,581.44	11,855.66	(2,684.50)	3,531.14	(6,215.64)
590-9021	TITLE II-A IMPROVING TEACHER QUALITY FY21	0.00	0.00	39,702.38	3,831.67	52,936.51	(13,234.13)	0.00	(13,234.13)
599-9021	TITLE IV FY21	0.00	0.00	21,379.95	0.00	21,379.95	0.00	0.00	0.00
599-9921	RICHLAND COUNTY MOBILE HOT SPOT GRANT	0.00	0.00	20,800.00	3,012.00	17,173.04	3,626.96	3,186.50	440.46
<b>Grand Total</b>		<b>\$ 69,561,145.83</b>	<b>\$ 2,336,237.56</b>	<b>\$ 23,831,969.63</b>	<b>\$ 4,642,079.16</b>	<b>\$ 35,598,198.70</b>	<b>\$ 57,794,916.76</b>	<b>\$ 50,550,672.67</b>	<b>\$ 7,244,244.09</b>

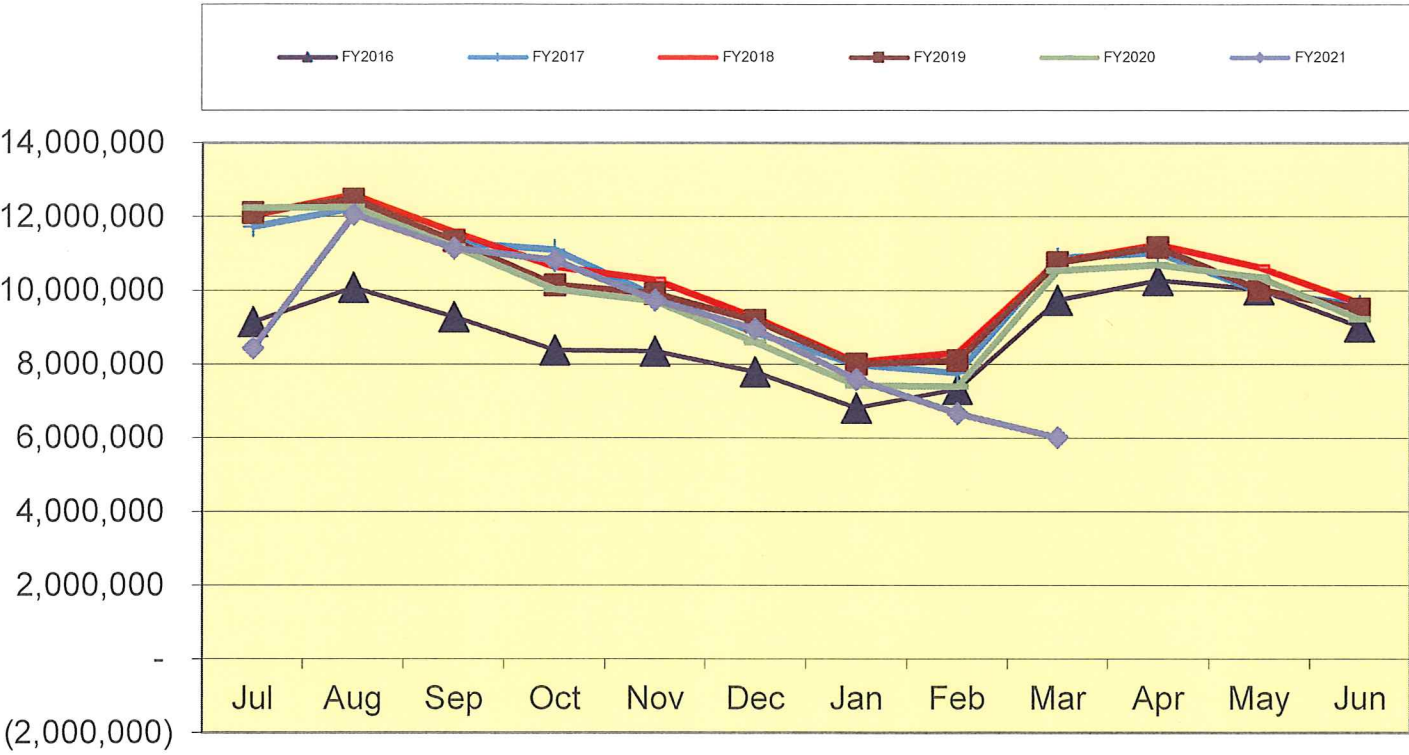
**LEXINGTON LOCAL SCHOOL DISTRICT  
GENERAL FUND ONLY 2020-2021  
SUMMARY OF RECEIPTS AND EXPENDITURES - FIVE YEAR FORECAST FORMAT**

LINE 7.010	BEGINNING CASH BALANCE		\$	9,227,848		
	3/31/2021	FISCAL	FISCAL	VARIANCE	PERCENT	
		YEAR TO DATE	YEAR TO DATE	Estimate vs.	of	
	REVENUES	Estimate	Actual	Actual	VARIANCE	
LINE 1.010	Real Estate Tax	\$ 9,906,720	\$ 5,122,845	(\$4,783,875)	-48.29%	
LINE 1.020	Personal Property Tax	\$ 490,419	\$ 488,277	(\$2,142)	-0.44%	
LINE 1.030	Income Tax	\$ -	\$ -	\$0		
LINE 1.035	State Funding	\$ 7,642,795	\$ 7,886,016	\$243,221	3.18%	
LINE 1.040	Career Tech / Economic Disadv.	\$ 55,812	\$ 55,827	\$15	0.03%	
LINE 1.050	Property Tax Allocation	\$ 850,490	\$ 896,223	\$45,733	5.38%	
LINE 1.060	Other Operating Revenue	\$ 507,506	\$ 415,525	(\$91,981)	-18.12%	
LINE 1.070	TOTAL REVENUE	\$ 19,453,742	\$ 14,864,713	(\$4,589,029)	-23.59%	
LINE 2.01	Proceeds from Notes	\$ -	\$ -	\$0		
LINE 2.04	Transfers In	\$ -	\$ -	\$0		
LINE 2.050	Advances In	\$ -	\$ -	\$0	#DIV/0!	
LINE 2.060	Other Financing Sources	\$ 42,778	\$ 397,369	\$354,591	828.91%	
LINE 2.070	TOTAL OTHER SOURCES	\$ 42,778	\$ 397,369	\$354,591	828.91%	
LINE 2.080	TOTAL REVENUES & Sources	\$ 19,496,520	\$ 15,262,082	(\$4,234,438)	-21.72%	
	EXPENSES					
LINE 3.010	Salaries	\$ 9,899,786	\$ 9,947,172	(\$47,386)	-0.48%	
LINE 3.020	Retirement and Benefits	\$ 5,213,081	\$ 4,921,127	\$291,954	5.60%	
LINE 3.030	Purchased Services	\$ 2,918,056	\$ 2,833,015	\$85,041	2.91%	
LINE 3.040	Supplies and Materials	\$ 671,643	\$ 598,297	\$73,346	10.92%	
LINE 3.050	Capital Outlay and Equipment	\$ 48,897	\$ 28,698	\$20,199	41.31%	
LINE 3.06	INTERGOVERNMENTAL	\$ -	\$ -	\$0		
LINE 4.020	DEBT SERVICE - Notes	\$ -	\$ -	\$0		
LINE 4.060	DEBT SERVICE - Interest charges	\$ -	\$ -	\$0		
LINE 4.300	Other Objects	\$ 172,986	\$ 150,878	\$22,108	12.78%	
LINE 4.500	TOTAL EXPENDITURES	\$ 18,924,449	\$ 18,479,187	\$445,262	2.35%	
LINE 5.00	TRANSFERS OUT	\$ -	\$ -	\$0		
LINE 5.02	ADVANCES OUT	\$ -	\$ -	\$0		
LINE 5.03	ALL OTHER USES	\$ -	\$ -	\$0		
LINE 5.040	TOTAL OTHER USES	\$ -	\$ -	\$0		
LINE 5.050	TOTAL EXPENDITURES & USES	\$ 18,924,449	\$ 18,479,187	\$445,262	2.35%	
		Estimate	Actual	Variance		
LINE 6.010	REVENUES OVER EXPENSES	\$ 572,071	\$ (3,217,105)	(\$3,789,176)		
LINE 7.020	ENDING CASH BALANCE	\$ 9,799,919	\$ 6,010,743	(\$3,789,176)		
	Less Reserves	\$ (87,929)	\$ (87,929)	\$ -		
LINE 8.010	Less Outstanding Encumbrances	\$ (800,000)	\$ (907,819)	\$ (107,819)	13.48%	
LINE 15.010	Unreserved Fund Balance	\$ 8,911,990	\$ 5,014,995	(\$3,896,995)	-43.73%	
	Salaries/Benefits as % of Revenue	Estimate 77.7%	Actual 100.0%	Benchmark Yr. End 80.1% or below		
	True Days Cash - Calendar Days on which can operate	129	74	90 or above optimal		

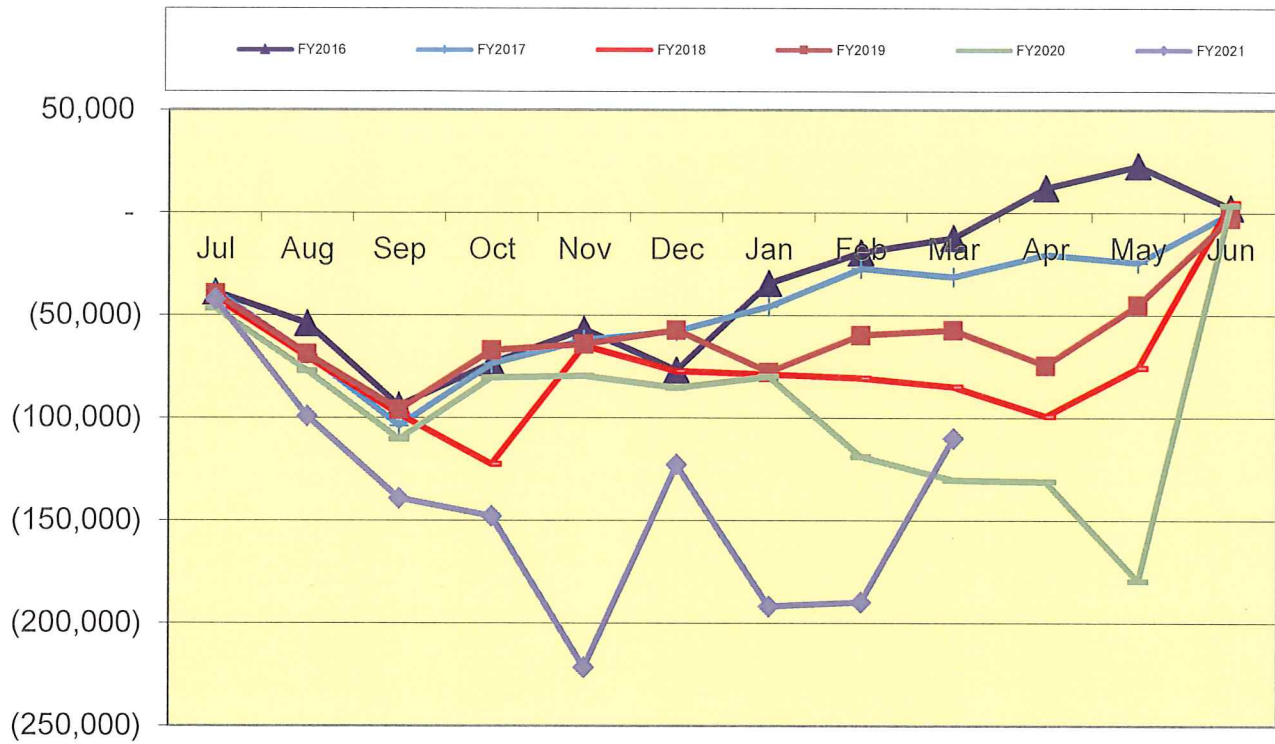
**LEXINGTON LOCAL SCHOOLS**  
**Spending Plan Summary**

ODE Line Number	Monthly Estimate	Monthly Actual	Monthly Difference	FYTEstimate	FYTDActual	FYTDDifference
01.010 General Property (Real Estate)	\$ 4,200,000.00	\$ 366,124.89	\$ (3,833,875.11)	\$ 9,906,720.00	\$ 5,122,844.78	\$ (4,783,875.22)
01.020 Tangible Personal Property Tax	47,000.00	44,857.53	(2,142.47)	490,419.00	488,276.51	(2,142.49)
01.030 Income Tax	0.00	0.00	0.00	0.00	0.00	0.00
01.035 Unrestricted Grants-in-Aid	850,000.00	852,439.28	2,439.28	7,642,795.00	7,886,015.95	243,220.95
01.040 Restricted Grants-in-Aid	6,200.00	6,203.02	3.02	55,812.00	55,827.18	15.18
01.045 Restricted Federal Grants-in-Aid - SFSP	0.00	0.00	0.00	0.00	0.00	0.00
01.050 Property Tax Allocation	0.00	45,024.42	45,024.42	850,490.00	896,223.05	45,733.05
01.060 All Other Operating Revenue	124,000.00	113,551.20	(10,448.80)	507,506.00	415,525.37	(91,980.63)
01.070 Total Revenue	5,227,200.00	1,428,200.34	(3,798,999.66)	19,453,742.00	14,864,712.84	(4,589,029.16)
02.010 Proceeds from Sale of Notes	0.00	0.00	0.00	0.00	0.00	0.00
02.020 State Emergency Loans & Advancements (Approved)	0.00	0.00	0.00	0.00	0.00	0.00
02.040 Operating Transfers-In	0.00	0.00	0.00	0.00	0.00	0.00
02.050 Advances-In	0.00	0.00	0.00	0.00	0.00	0.00
02.060 All Other Financial Sources	0.00	0.00	0.00	42,778.00	397,369.02	354,591.02
02.070 Total Other Financing Sources	0.00	0.00	0.00	42,778.00	397,369.02	354,591.02
02.080 Total Revenues and Other Financing Sources	5,227,200.00	1,428,200.34	(3,798,999.66)	19,496,520.00	15,262,081.86	(4,234,438.14)
03.010 Personal Services	1,125,000.00	1,255,433.89	130,433.89	9,899,786.00	9,947,171.51	47,385.51
03.020 Employees' Retirement/Insurance Benefits	585,000.00	379,339.59	(205,660.41)	5,213,081.00	4,921,127.08	(291,953.92)
03.030 Purchased Services	360,000.00	363,173.56	3,173.56	2,918,056.00	2,833,015.08	(85,040.92)
03.040 Supplies and Materials	80,000.00	67,547.13	(12,452.87)	671,643.00	598,297.29	(73,345.71)
03.050 Capital Outlay	0.00	0.00	0.00	48,897.00	28,698.24	(20,198.76)
03.060 Intergovernmental	0.00	0.00	0.00	0.00	0.00	0.00
04.010 Debt Service: All Principal (Historical)	0.00	0.00	0.00	0.00	0.00	0.00
04.020 Debt Service: Principal-Notes	0.00	0.00	0.00	0.00	0.00	0.00
04.030 Debt Service: Principal - State Loans	0.00	0.00	0.00	0.00	0.00	0.00
04.040 Debt Service: Principal - State Advancements	0.00	0.00	0.00	0.00	0.00	0.00
04.050 Debt Service: Principal - HB 264 Loans	0.00	0.00	0.00	0.00	0.00	0.00
04.055 Debt Service: Principal - Other	0.00	0.00	0.00	0.00	0.00	0.00
04.060 Debt Service: Interest and Fiscal Charges	0.00	0.00	0.00	0.00	0.00	0.00
04.300 Other Objects	25,000.00	16,455.54	(8,544.46)	172,986.00	150,878.38	(22,107.62)
04.500 Total Expenditures	2,175,000.00	2,081,949.71	(93,050.29)	18,924,449.00	18,479,187.58	(445,261.42)
05.010 Operational Transfers - Out	0.00	0.00	0.00	0.00	0.00	0.00
05.020 Advances - Out	0.00	0.00	0.00	0.00	0.00	0.00
05.030 All Other Financing Uses	0.00	0.00	0.00	0.00	0.00	0.00
05.040 Total Other Financing Uses	0.00	0.00	0.00	0.00	0.00	0.00
05.050 Total Expenditure and Other Financing Uses	2,175,000.00	2,081,949.71	(93,050.29)	18,924,449.00	18,479,187.58	(445,261.42)
06.010 Excess Rev & Oth Financing Sources over(under) Exp & Oth F	3,052,200.00	(653,749.37)	(3,705,949.37)	572,071.00	(3,217,105.72)	(3,789,176.72)
07.010 Cash Balance-July1 -Excluding Proposed Renew/Replace & New	0.00	6,664,492.02	6,664,492.02	9,227,848.37	9,227,848.37	0.00
07.020 Cash Balance June 30	3,052,200.00	6,010,742.65	2,958,542.65	9,799,919.37	6,010,742.65	(3,789,176.72)
08.010 Estimated Encumbrances June 30	(200,000.00)	907,819.03	1,107,819.03	800,000.00	907,819.03	107,819.03

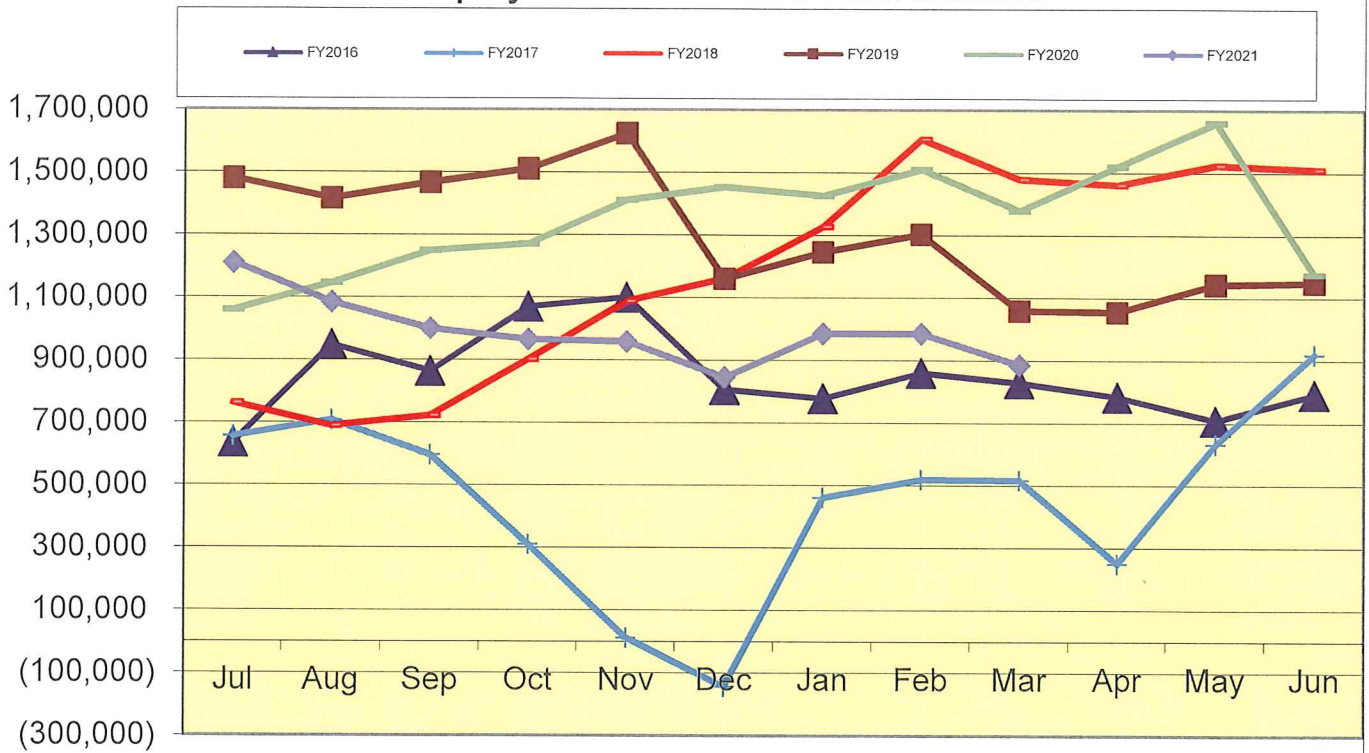
### Lexington Local Schools General Fund Cash Balance



### Lexington Local Schools Food Service Fund Cash Balance



### Lexington Local Schools Employee Benefits Fund Cash Balance



Lexington Local Schools

Permanent Improvement Fund  
3/31/2021

	Budgeted Amount	Actual Fiscal Year Expended	Current Encumbrances	Expenses / Encumbrances Over/Under Estimate	Remaining Estimated PI Project Costs
<b>Instruction and Administration</b>					
Western Elementary Equipment/Materials	\$ 8,765.81	\$ 8,700.20	\$ 28.68	\$36.93	\$36.93
Central Elementary Equipment/Materials	\$ 2,190.60	\$ 370.69	\$ 446.70	\$1,373.21	\$1,373.21
Eastern Elementary Equipment/Materials	\$ 159.08	\$ 159.08	\$ -	\$0.00	\$0.00
Eastern Vocab Power Plus	\$ 2,424.93	\$ -	\$ -	\$2,424.93	\$2,424.93
Central PE Equipment	\$ 1,000.00	\$ -	\$ -	\$1,000.00	\$1,000.00
Central Tables	\$ 356.36	\$ -	\$ -	\$356.36	\$356.36
Western Office Chair	\$ 204.60	\$ 204.60	\$ -	\$0.00	\$0.00
Western Teacher Chair	\$ 223.94	\$ 211.86	\$ -	\$12.08	\$12.08
Office Furniture	\$ 1,614.00	\$ 1,614.00	\$ -	\$0.00	\$0.00
Central Shelving	\$ 604.58	\$ 577.84	\$ -	\$26.74	\$26.74
Central Desk Open Front	\$ 344.92	\$ 344.92	\$ -	\$0.00	\$0.00
Central Classroom Chair	\$ 708.00	\$ -	\$ 708.00	\$0.00	\$0.00
Western Portable Screenflex Partition	\$ 1,706.99	\$ 1,706.99	\$ -	\$0.00	\$0.00
JH/HS Music Stands	\$ 2,700.00	\$ 2,700.00	\$ -	\$0.00	\$0.00

<b>Maintenance</b>					
New Road Salt Storage	\$ 14,000.00	\$ 9,221.02	\$ 4,778.98	\$0.00	\$0.00
Elementary A/C	\$ 19,795.88	\$ 19,795.88	\$ -	\$0.00	\$0.00
Maintenance Sanitizer Sprayers	\$ 6,039.30	\$ 1,917.91	\$ 1,600.00	\$2,521.39	\$2,521.39
Electrostatic Sanitizer Sprayers	\$ 1,600.00	\$ 1,600.00	\$ -	\$0.00	\$0.00
HS Fencing	\$ 7,740.00	\$ 7,740.00	\$ -	\$0.00	\$0.00
Maintenance Tractor w/Dump Bed Kit	\$ 11,391.00	\$ -	\$ 11,391.00	\$0.00	\$0.00
Maintenance Water Wheel	\$ 9,266.00	\$ -	\$ 9,266.00	\$0.00	\$0.00

<b>Transportation</b>					
New bus	\$ 50,923.29	\$ 46,923.29	\$ -	\$4,000.00	\$4,000.00
Electrostatic Sanitizer Sprayers	\$ 1,600.00	\$ -	\$ 1,600.00	\$0.00	\$0.00
Bus Fuel Tank	\$ 9,048.00	\$ 9,048.00	\$ -	\$0.00	\$0.00
New Portable Radios	\$ 1,632.00	\$ -	\$ 1,632.00	\$0.00	\$0.00
Bus Fuel Tank Removal and Installation	\$ 40,000.00	\$ -	\$ 40,000.00	\$0.00	\$0.00

<b>Technology</b>					
Computers, servers, tech equip., etc.	\$ 350,000.00	\$ 264,049.55	\$ 5,306.02	\$80,644.43	\$80,644.43

<b>Food Service</b>					
Food Service Equipment	\$ 3,880.00	\$ 3,920.00	\$ -	(\$40.00)	\$0.00

<b>Athletics and Student Activities</b>					
HS Athletics Equipment	\$ 10,000.00	\$ 10,000.00	\$ -	\$0.00	\$0.00
Athletics Fencing	\$ 1,411.75	\$ 1,411.75	\$ -	\$0.00	\$0.00

<b>Fees</b>					
Tax Collection Fees	\$ 14,500.00	\$ 5,857.15	\$ -	\$8,642.85	\$8,642.85

	Budgeted Amount	Actual Fiscal Year Expended	Current Encumbrances	Expenses / Encumbrances Over/Under Estimate	Remaining Estimated PI Project Costs
<b>Totals</b>	\$ 575,831.03	\$ 398,074.73	\$ 76,757.38	\$100,998.92	\$101,038.92
Total Budgeted	\$ 575,831.03				

Actual Cash Balance 7/1/20	\$ 148,007.09
Revenues FY21 - Taxes from levy	\$ 354,225.01
Expenditures FY21	\$ (398,074.73)
Current Cash Balance	\$104,157.37
Current Encumbrances	\$ (76,757.38)
Available Balance	\$27,399.99

Remaining Estimated Revenues FY21 - Taxes from levy	\$ 320,774.99
Less: Remaining Estimated PI Project Costs	(\$101,038.92)
6/30/21 Estimated Carryover	\$ 247,136.06



Lexington Local Schools

Food Service Fund 2020-21 vs. 2019-2020 vs. 2018-2019

							Beginning Balance 7/1/20	\$ 3,725
<b>2020-2021 Through 3/31/21</b>								
<i>Revenues</i>	District-Wide	High School	Junior High	Eastern	Central	Western	<b>Total</b>	
Student Type A, Ezipay, Misc	\$ -	\$ (1,288)	\$ 58	\$ 155	\$ 1,161	\$ 595	\$ 681	
Student Break, Milk & A La Carte	\$ -	\$ 11,754	\$ 3,256	\$ 3,165	\$ 2,256	\$ 1,266	\$ 21,697	
Adult & Misc revenues	\$ 3,123	\$ 1,678	\$ 602	\$ 661	\$ 352	\$ 67	\$ 6,483	
State Reimb	\$ -	\$ -	\$ -	\$ -	\$ -	\$ -	\$ -	
Federal Reimb	\$ -	\$ 93,626	\$ 74,015	\$ 89,966	\$ 92,870	\$ 77,939	\$ 428,416	
Transfer In	\$ -	\$ -	\$ -	\$ -	\$ -	\$ -	\$ -	
<b>Total Revenues</b>	<b>\$ 3,123</b>	<b>\$ 105,770</b>	<b>\$ 77,931</b>	<b>\$ 93,947</b>	<b>\$ 96,639</b>	<b>\$ 79,867</b>	<b>\$ 457,277</b>	
<i>Expenses</i>								
Wages	\$ 38,405	\$ 83,968	\$ 46,573	\$ 33,341	\$ 27,515	\$ 27,669	\$ 257,471	
Severance	\$ -	\$ -	\$ -	\$ -	\$ -	\$ -	\$ -	
Retirement	\$ 8,485	\$ 16,363	\$ 5,660	\$ 7,325	\$ 5,053	\$ 4,143	\$ 47,029	
Medical	\$ 16,211	\$ 39,436	\$ 12,417	\$ 27,018	\$ 11,212	\$ -	\$ 106,294	
Life, Dent, MC, WC	\$ 1,052	\$ 2,601	\$ 1,847	\$ 1,209	\$ 732	\$ 356	\$ 7,797	
Purch Serv, Repairs, Phone, Post:	\$ 2,360	\$ 430	\$ 579	\$ 1,617	\$ 674	\$ 320	\$ 5,980	
Supplies	\$ 6,032	\$ 58,133	\$ 17,803	\$ 27,420	\$ 11,672	\$ 25,234	\$ 146,294	
Food Costs	\$ -	\$ -	\$ -	\$ -	\$ -	\$ -	\$ -	
Equipment	\$ -	\$ -	\$ -	\$ -	\$ -	\$ -	\$ -	
Other Costs	\$ -	\$ -	\$ -	\$ -	\$ -	\$ -	\$ -	
<b>Total Expenses</b>	<b>\$ 72,545</b>	<b>\$ 200,931</b>	<b>\$ 84,879</b>	<b>\$ 97,930</b>	<b>\$ 56,858</b>	<b>\$ 57,722</b>	<b>\$ 570,865</b>	
<b>Net Gain (Loss)</b>	<b>\$ (69,422)</b>	<b>\$ (95,161)</b>	<b>\$ (6,948)</b>	<b>\$ (3,983)</b>	<b>\$ 39,781</b>	<b>\$ 22,145</b>	<b>\$ (113,588)</b>	
							<b>Ending Cash Balance 3/31/21</b>	<b>\$ (109,863)</b>

							Beginning Balance 7/1/18	\$ (2,391)
<b>2019-2020 Through 3/31/20</b>								
<i>Revenues</i>	District-Wide	High School	Junior High	Eastern	Central	Western	<b>Total</b>	
Student Type A, Ezipay, Misc	\$ -	\$ 60,719	\$ 29,289	\$ 33,315	\$ 32,272	\$ 22,788	\$ 178,383	
Student Break, Milk & A La Carte	\$ -	\$ 29,956	\$ 8,885	\$ 8,119	\$ 5,951	\$ 5,158	\$ 58,069	
Adult & Misc revenues	\$ 3,625	\$ 3,946	\$ 884	\$ 1,650	\$ 1,260	\$ 1,065	\$ 12,430	
State Reimb	\$ -	\$ -	\$ -	\$ -	\$ -	\$ -	\$ -	
Federal Reimb	\$ -	\$ 40,034	\$ 28,472	\$ 46,098	\$ 41,864	\$ 27,987	\$ 184,455	
Transfer In	\$ -	\$ -	\$ -	\$ -	\$ -	\$ -	\$ -	
<b>Total Revenues</b>	<b>\$ 3,625</b>	<b>\$ 134,655</b>	<b>\$ 67,530</b>	<b>\$ 89,182</b>	<b>\$ 81,347</b>	<b>\$ 56,998</b>	<b>\$ 433,337</b>	
<i>Expenses</i>								
Wages	\$ 37,073	\$ 83,349	\$ 44,294	\$ 33,939	\$ 26,309	\$ 27,183	\$ 252,147	
Severance	\$ -	\$ -	\$ -	\$ -	\$ -	\$ -	\$ -	
Retirement	\$ 9,002	\$ 14,357	\$ 6,322	\$ 8,990	\$ 4,739	\$ 4,986	\$ 48,396	
Medical	\$ 20,095	\$ 34,918	\$ 12,276	\$ 26,710	\$ 9,089	\$ -	\$ 103,088	
Life, Dent, MC, WC	\$ 1,251	\$ 3,092	\$ 2,074	\$ 1,462	\$ 900	\$ 521	\$ 9,300	
Purch Serv, Repairs, Phone, Post:	\$ 2,454	\$ 5,809	\$ 999	\$ 594	\$ 1,688	\$ 546	\$ 12,090	
Supplies	\$ 3,582	\$ -	\$ -	\$ -	\$ -	\$ -	\$ 3,582	
Food Costs	\$ -	\$ 47,282	\$ 23,872	\$ 38,120	\$ 12,266	\$ 10,978	\$ 132,518	
Equipment	\$ -	\$ -	\$ -	\$ -	\$ -	\$ -	\$ -	
Other Costs	\$ -	\$ -	\$ -	\$ -	\$ -	\$ -	\$ -	
<b>Total Expenses</b>	<b>\$ 73,457</b>	<b>\$ 188,807</b>	<b>\$ 89,837</b>	<b>\$ 109,815</b>	<b>\$ 54,991</b>	<b>\$ 44,214</b>	<b>\$ 561,121</b>	
<b>Net Gain (Loss)</b>	<b>\$ (69,832)</b>	<b>\$ (54,152)</b>	<b>\$ (22,307)</b>	<b>\$ (20,633)</b>	<b>\$ 26,356</b>	<b>\$ 12,784</b>	<b>\$ (127,784)</b>	
							<b>Ending Cash Balance 3/31/20</b>	<b>\$ (130,175)</b>

							Beginning Balance 7/1/18	\$ 4,848
<b>2018-2019 Through 3/31/19</b>								
<i>Revenues</i>	District-Wide	High School	Junior High	Eastern	Central	Western	<b>Total</b>	
Student Type A, Ezipay, Misc	\$ -	\$ 70,553	\$ 33,383	\$ 35,443	\$ 30,792	\$ 26,079	\$ 196,250	
Student Break, Milk & A La Carte	\$ -	\$ 37,910	\$ 11,131	\$ 7,458	\$ 5,048	\$ 4,971	\$ 66,518	
Adult & Misc revenues	\$ 6,886	\$ 3,367	\$ 685	\$ 1,635	\$ 1,291	\$ 1,022	\$ 14,886	
State Reimb	\$ -	\$ -	\$ -	\$ -	\$ -	\$ -	\$ -	
Federal Reimb	\$ -	\$ 42,765	\$ 30,350	\$ 54,029	\$ 34,189	\$ 30,675	\$ 192,008	
Transfer In	\$ -	\$ -	\$ -	\$ -	\$ -	\$ -	\$ -	
<b>Total Revenues</b>	<b>\$ 6,886</b>	<b>\$ 154,595</b>	<b>\$ 75,549</b>	<b>\$ 98,565</b>	<b>\$ 71,320</b>	<b>\$ 62,747</b>	<b>\$ 469,662</b>	
<i>Expenses</i>								
Wages	\$ 36,346	\$ 82,750	\$ 41,985	\$ 28,753	\$ 26,111	\$ 26,382	\$ 242,327	
Severance	\$ -	\$ -	\$ -	\$ -	\$ -	\$ -	\$ -	
Retirement	\$ 8,723	\$ 14,690	\$ 7,555	\$ 7,573	\$ 5,204	\$ 4,722	\$ 48,467	
Medical	\$ 19,302	\$ 31,819	\$ 14,584	\$ 23,261	\$ 5,345	\$ -	\$ 94,311	
Life, Dent, MC, WC	\$ 1,224	\$ 3,113	\$ 1,931	\$ 1,340	\$ 934	\$ 553	\$ 9,095	
Purch Serv, Repairs, Phone, Post:	\$ 2,650	\$ 839	\$ 709	\$ 472	\$ 472	\$ 595	\$ 5,737	
Supplies	\$ 3,413	\$ 46,294	\$ 23,643	\$ 37,189	\$ 10,306	\$ 10,696	\$ 131,541	
Food Costs	\$ -	\$ -	\$ -	\$ -	\$ -	\$ -	\$ -	
Equipment	\$ 132	\$ -	\$ -	\$ -	\$ -	\$ -	\$ 132	
Other Costs	\$ -	\$ -	\$ -	\$ -	\$ -	\$ -	\$ -	
<b>Total Expenses</b>	<b>\$ 71,790</b>	<b>\$ 179,505</b>	<b>\$ 90,407</b>	<b>\$ 98,588</b>	<b>\$ 48,372</b>	<b>\$ 42,948</b>	<b>\$ 531,610</b>	
<b>Net Gain (Loss)</b>	<b>\$ (64,904)</b>	<b>\$ (24,910)</b>	<b>\$ (14,858)</b>	<b>\$ (23)</b>	<b>\$ 22,948</b>	<b>\$ 19,799</b>	<b>\$ (61,948)</b>	
							<b>Ending Cash Balance 3/31/19</b>	<b>\$ (57,100)</b>

Start Date: 03/01/2021

End Date: 03/31/2021

## LEXINGTON LOCAL SCHOOLS

### Disbursement Summary Report

Reference Number	Check Number	Type	Date	Name	Vendor #	Status	Reconcile Date	Void Date	Amount
37394		0 ACCOUNTS_P AYABLE	3/15/2021	GORDON FOOD SERVICE	900652	RECONCILED	3/15/2021		\$ 15,454.27
10890	89365	REFUND	3/3/2021	MARCH OF DIMES	13627	RECONCILED	3/18/2021		300.00
35942	89366	ACCOUNTS_P AYABLE	3/3/2021	ACCO BRANDS	3559	RECONCILED	3/15/2021		281.20
35943	89367	ACCOUNTS_P AYABLE	3/3/2021	AMAZON CAPITAL SERVICES	13575	RECONCILED	3/9/2021		367.72
35944	89368	ACCOUNTS_P AYABLE	3/3/2021	BRIDGEWAY ACADEMY	11513	RECONCILED	3/12/2021		5,550.00
35945	89369	ACCOUNTS_P AYABLE	3/3/2021	CARDINAL BUS SALES & SERVICE	6515	RECONCILED	3/9/2021		1,314.26
35946	89370	ACCOUNTS_P AYABLE	3/3/2021	CHARLES RITTER CO.	907	RECONCILED	3/8/2021		262.46
35947	89371	ACCOUNTS_P AYABLE	3/3/2021	DIRECT ENERGY BUSINESS	11543	RECONCILED	3/8/2021		5,851.64
35948	89372	ACCOUNTS_P AYABLE	3/3/2021	HUGHES EQUIPMENT	13536	RECONCILED	3/15/2021		158.87
35949	89373	ACCOUNTS_P AYABLE	3/3/2021	KATIE ROGERS	13108	RECONCILED	3/9/2021		138.35
35950	89374	ACCOUNTS_P AYABLE	3/3/2021	LAKESHORE LEARNING MATERIALS	2609	RECONCILED	3/10/2021		147.82
35951	89375	ACCOUNTS_P AYABLE	3/3/2021	LESCH BATTERY & POWER	9943	RECONCILED	3/9/2021		108.46
35952	89376	ACCOUNTS_P AYABLE	3/3/2021	LINDA COLLINS	8606	RECONCILED	3/4/2021		20.04
35953	89377	ACCOUNTS_P AYABLE	3/3/2021	NOVA LUNA EDUC & CONSULTIN G	11942	RECONCILED	3/8/2021		972.00
35954	89378	ACCOUNTS_P AYABLE	3/3/2021	QUENCH USA INC	9919	RECONCILED	3/9/2021		39.14
35955	89379	ACCOUNTS_P AYABLE	3/3/2021	SAFELITE FULLFILLME NT INC	10529	RECONCILED	3/9/2021		102.97
35956	89380	ACCOUNTS_P AYABLE	3/3/2021	SCHOOL SPECIALTY	6538	RECONCILED	3/9/2021		1.55
35957	89381	ACCOUNTS_P AYABLE	3/3/2021	TEAM SPORTS, INC	11017	RECONCILED	3/11/2021		64.00
35958	89382	ACCOUNTS_P AYABLE	3/3/2021	TEXTHELP INC	13147	RECONCILED	3/16/2021		1,800.00
35959	89383	ACCOUNTS_P AYABLE	3/3/2021	THE ESKEN GROUP, LLC	13446	RECONCILED	3/9/2021		1,552.50
35960	89384	ACCOUNTS_P AYABLE	3/3/2021	THEN DESIGN ARCHITECTU RE LTD	13501	RECONCILED	3/9/2021		214,079.39
35961	89385	ACCOUNTS_P AYABLE	3/3/2021	TRANSPORTA TION ACCESSORIE S CO.	819	RECONCILED	3/9/2021		607.25
35962	89386	ACCOUNTS_P AYABLE	3/3/2021	UCP OF GREATER CLEVELAND	13006	RECONCILED	3/12/2021		8,950.00
35963	89387	ACCOUNTS_P AYABLE	3/3/2021	VERIZON WIRELESS	7415	RECONCILED	3/10/2021		1,506.00
37366	89388	ACCOUNTS_P AYABLE	3/10/2021	AMAZON CAPITAL SERVICES	13575	RECONCILED	3/17/2021		263.39
37372	89389	ACCOUNTS_P	3/10/2021	AWARDSMIT	1370	RECONCILED	3/22/2021		25.00

Start Date: 03/01/2021

End Date: 03/31/2021

## LEXINGTON LOCAL SCHOOLS

### Disbursement Summary Report

Reference Number	Check Number	Type	Date	Name	Vendor #	Status	Reconcile Date	Void Date	Amount
37385	89390	AYABLE ACCOUNTS_P AYABLE	3/10/2021	H AMANDA BADERTSCH ER	13224	RECONCILED	3/25/2021		\$ 155.00
37376	89391	AYABLE ACCOUNTS_P AYABLE	3/10/2021	BRIDGEWAY ACADEMY	11513	RECONCILED	3/17/2021		1,245.00
37384	89392	AYABLE ACCOUNTS_P AYABLE	3/10/2021	COLE DISTRIBUTIN G	9752	RECONCILED	3/16/2021		4,867.87
37367	89393	AYABLE ACCOUNTS_P AYABLE	3/10/2021	THE COLLEGE BOARD	3290	RECONCILED	3/16/2021		400.00
37379	89394	AYABLE ACCOUNTS_P AYABLE	3/10/2021	JAMES HAYES	13087	RECONCILED	3/18/2021		776.28
37382	89395	AYABLE ACCOUNTS_P AYABLE	3/10/2021	HEALTHCAR E BILLING SERVICES	11018	RECONCILED	3/19/2021		109.80
37380	89396	AYABLE ACCOUNTS_P AYABLE	3/10/2021	HEINEMANN	2615	RECONCILED	3/19/2021		544.50
37387	89397	AYABLE ACCOUNTS_P AYABLE	3/10/2021	AUSTIN JAVUREK	10372	RECONCILED	3/16/2021		100.07
37370	89398	AYABLE ACCOUNTS_P AYABLE	3/10/2021	ROGER LONG	11814	RECONCILED	3/15/2021		106.61
37392	89399	AYABLE ACCOUNTS_P AYABLE	3/10/2021	ASHLEY N MCLAUGHLI N	13599	RECONCILED	3/16/2021		180.00
37365	89400	AYABLE ACCOUNTS_P AYABLE	3/10/2021	ALFRED NICKLES BAKERY	613	RECONCILED	3/16/2021		677.37
37374	89401	AYABLE ACCOUNTS_P AYABLE	3/10/2021	NORTH CENTRAL OHIO ESC	9382	RECONCILED	3/16/2021		61.50
37381	89402	AYABLE ACCOUNTS_P AYABLE	3/10/2021	TREASURER STATE OF OHIO	5996	RECONCILED	3/17/2021		167.00
37375	89403	AYABLE ACCOUNTS_P AYABLE	3/10/2021	REALLY GOOD STUFF, INC.	6468	RECONCILED	3/15/2021		190.01
37364	89404	AYABLE ACCOUNTS_P AYABLE	3/10/2021	SMITHFOOD S, INC	11797	RECONCILED	3/19/2021		3,325.36
37373	89405	AYABLE ACCOUNTS_P AYABLE	3/10/2021	ELIZABETH A. RIEGEL	10733	OUTSTANDIN G			300.00
37369	89406	AYABLE ACCOUNTS_P AYABLE	3/10/2021	STANTON SHEET MUSIC	22	RECONCILED	3/16/2021		1,133.58
37371	89407	AYABLE ACCOUNTS_P AYABLE	3/10/2021	STOODT'S FRESH MARKET	13591	RECONCILED	3/17/2021		83.81
37386	89408	AYABLE ACCOUNTS_P AYABLE	3/10/2021	TARA'S FLORAL EXPRESSION S	13621	RECONCILED	3/15/2021		65.00
37383	89409	AYABLE ACCOUNTS_P AYABLE	3/10/2021	THE REHAB CENTER	11246	RECONCILED	3/19/2021		247.50
37378	89410	AYABLE ACCOUNTS_P AYABLE	3/10/2021	TRANSPORTA TION ACCESSORIE S CO.	819	RECONCILED	3/16/2021		72.95
37390	89411	AYABLE ACCOUNTS_P AYABLE	3/10/2021	TREASURER, STATE OF OHIO	9906	RECONCILED	3/16/2021		328.00
37391	89412	AYABLE ACCOUNTS_P AYABLE	3/10/2021	TWO2 ENTERPRISE S LLC	13135	RECONCILED	3/15/2021		619.39
37389	89413	AYABLE ACCOUNTS_P AYABLE	3/10/2021	U.S. AWARDS,	7712	RECONCILED	3/16/2021		199.50

Start Date: 03/01/2021

End Date: 03/31/2021

## LEXINGTON LOCAL SCHOOLS

### Disbursement Summary Report

Reference Number	Check Number	Type	Date	Name	Vendor #	Status	Reconcile Date	Void Date	Amount
37368	89414	ACCOUNTS_P AYABLE	3/10/2021	INC. WASHINGTON AUTO PARTS	13295	RECONCILED	3/17/2021		\$ 1,786.57
37388	89415	ACCOUNTS_P AYABLE	3/10/2021	KATHY WEIDIG	7101	RECONCILED	3/12/2021		309.50
37377	89416	ACCOUNTS_P AYABLE	3/10/2021	WORKS INTERNATIONAL INC	13138	RECONCILED	3/16/2021		2,709.00
37393	89417	ACCOUNTS_P AYABLE	3/12/2021	GORDON FOOD SERVICE	652	VOID		3/15/2021	15,454.27
37396	89418	ACCOUNTS_P AYABLE	3/16/2021	AMAZON CAPITAL SERVICES	13575	RECONCILED	3/23/2021		40.74
37395	89419	ACCOUNTS_P AYABLE	3/15/2021	JAMES HAYES	13087	OUTSTANDING			776.28
37400	89420	ACCOUNTS_P AYABLE	3/16/2021	HEINEMANN	2615	RECONCILED	3/23/2021		5,395.50
37402	89421	ACCOUNTS_P AYABLE	3/16/2021	FHEG CAMPUS BOOKSTORE	6559	RECONCILED	3/23/2021		1,607.00
37408	89422	ACCOUNTS_P AYABLE	3/16/2021	KAREN WORLEY	6648	RECONCILED	3/22/2021		100.00
37399	89423	ACCOUNTS_P AYABLE	3/16/2021	GIONINO'S PIZZERIA	9153	RECONCILED	3/22/2021		104.00
37404	89424	ACCOUNTS_P AYABLE	3/16/2021	CONNIE PRITCHARD	9464	RECONCILED	3/22/2021		100.00
37397	89425	ACCOUNTS_P AYABLE	3/16/2021	COLE DISTRIBUTING	9752	RECONCILED	3/22/2021		4,506.76
37405	89426	ACCOUNTS_P AYABLE	3/16/2021	RENHILL GROUP, INC.	10075	OUTSTANDING			7,303.04
37398	89427	ACCOUNTS_P AYABLE	3/16/2021	DATA RECOGNITION CORPORATION	10265	RECONCILED	3/25/2021		1,546.24
37407	89428	ACCOUNTS_P AYABLE	3/16/2021	ELIZABETH A. RIEGEL	10733	OUTSTANDING			100.00
37403	89429	ACCOUNTS_P AYABLE	3/16/2021	O.E. MEYER COMPANY	10829	RECONCILED	3/29/2021		6.16
37401	89430	ACCOUNTS_P AYABLE	3/16/2021	MARK HOOVER	12011	RECONCILED	3/17/2021		5.22
37406	89431	ACCOUNTS_P AYABLE	3/16/2021	SHOOK CONSTRUCTION CO	13525	RECONCILED	3/24/2021		629,782.86
37409	89432	ACCOUNTS_P AYABLE	3/16/2021	ZIONS BANCORPORATION, NATIONAL	900319	RECONCILED	3/16/2021		965,853.13
37410	89433	REFUND	3/16/2021	AMBER RADER	13629	RECONCILED	3/22/2021		17.00
37417	89434	ACCOUNTS_P AYABLE	3/16/2021	MEDINA COUNTY SCHOOLS' ESC	3780	RECONCILED	3/23/2021		85.00
37415	89435	ACCOUNTS_P AYABLE	3/16/2021	CARDINAL BUS SALES & SERVICE	6515	RECONCILED	3/22/2021		516.50
37412	89436	ACCOUNTS_P AYABLE	3/16/2021	TRUCK SALES & SERVICE, INC.	8892	RECONCILED	3/22/2021		1,522.62
37414	89437	ACCOUNTS_P AYABLE	3/16/2021	COLE DISTRIBUTING	9752	RECONCILED	3/22/2021		4,323.32

Start Date: 03/01/2021

End Date: 03/31/2021

## LEXINGTON LOCAL SCHOOLS Disbursement Summary Report

Reference Number	Check Number	Type	Date	Name	Vendor #	Status	Reconcile Date	Void Date	Amount
37411	89438	ACCOUNTS_P AYABLE	3/16/2021	G SMETZ'S TIRE SERVICE CENTER	10453	RECONCILED	3/24/2021		\$ 2,232.80
37413	89439	ACCOUNTS_P AYABLE	3/16/2021	KIMBALL MIDWEST	11066	RECONCILED	3/22/2021		368.40
37416	89440	ACCOUNTS_P AYABLE	3/16/2021	AMAZON CAPITAL SERVICES	13575	RECONCILED	3/23/2021		43.71
37418	89441	ACCOUNTS_P AYABLE	3/17/2021	LEXINGTON SCHOOLS - PAYROLL	900934	RECONCILED	3/19/2021		7,823.58
37428	89442	ACCOUNTS_P AYABLE	3/17/2021	MID-OHIO ED. SERVICE CENTER	69	RECONCILED	3/22/2021		31.60
37424	89443	ACCOUNTS_P AYABLE	3/17/2021	MNC0	314	RECONCILED	3/23/2021		150.60
37422	89444	ACCOUNTS_P AYABLE	3/17/2021	METRONOM E MUSIC STORE	740	RECONCILED	3/23/2021		2,700.00
37426	89445	ACCOUNTS_P AYABLE	3/17/2021	VASU COMMUNICA TIONS, INC.	3309	RECONCILED	3/24/2021		1,102.80
37423	89446	ACCOUNTS_P AYABLE	3/17/2021	SPYDER SIGNS & GRAPHICS	9378	OUTSTANDIN G			10.00
37421	89447	ACCOUNTS_P AYABLE	3/17/2021	O.E. MEYER COMPANY	10829	OUTSTANDIN G			59.52
37425	89448	ACCOUNTS_P AYABLE	3/17/2021	TEAM SPORTS, INC	11017	RECONCILED	3/25/2021		30.00
37420	89449	ACCOUNTS_P AYABLE	3/17/2021	LISA PFIZENMAYE R	13231	RECONCILED	3/22/2021		64.95
37427	89450	ACCOUNTS_P AYABLE	3/17/2021	MT VERNON NAZARENE UNIVERSITY	13590	RECONCILED	3/25/2021		419.43
37455	89451	ACCOUNTS_P AYABLE	3/22/2021	AMAZON CAPITAL SERVICES	13575	RECONCILED	3/29/2021		30.74
37453	89452	ACCOUNTS_P AYABLE	3/22/2021	AMERICAN FIDELITY ADMIN	11663	OUTSTANDIN G			444.50
37447	89453	ACCOUNTS_P AYABLE	3/22/2021	APPLESEED TRUE VALUE	11540	OUTSTANDIN G			18.96
37441	89454	ACCOUNTS_P AYABLE	3/22/2021	ASHLAND UNIVERSITY	2793	OUTSTANDIN G			5,899.20
37436	89455	ACCOUNTS_P AYABLE	3/22/2021	CASS FRAMES, INC.	7085	OUTSTANDIN G			308.00
37442	89456	ACCOUNTS_P AYABLE	3/22/2021	CHARLES RITTER CO.	907	RECONCILED	3/29/2021		11.90
37446	89457	ACCOUNTS_P AYABLE	3/22/2021	CRESTVIEW LOCAL SCHOOL	10725	RECONCILED	3/25/2021		150.00
37439	89458	ACCOUNTS_P AYABLE	3/22/2021	DIRECT ENERGY BUSINESS	11543	OUTSTANDIN G			5,629.04
37449	89459	ACCOUNTS_P AYABLE	3/22/2021	EDISON LOCAL SCHOOL DISTRICT	11032	OUTSTANDIN G			250.00
37431	89460	ACCOUNTS_P AYABLE	3/22/2021	GENELLE EGGERTON	11111	OUTSTANDIN G			187.98
37432	89461	ACCOUNTS_P AYABLE	3/22/2021	EJ THERAPY INC	13137	OUTSTANDIN G			43,933.75

Start Date: 03/01/2021

End Date: 03/31/2021

## LEXINGTON LOCAL SCHOOLS

### Disbursement Summary Report

Reference Number	Check Number	Type	Date	Name	Vendor #	Status	Reconcile Date	Void Date	Amount
37444	89462	ACCOUNTS_P AYABLE	3/22/2021	FINLEY'S FACILITIES SERVICES	13571	RECONCILED	3/26/2021		\$ 354.29
37452	89463	ACCOUNTS_P AYABLE	3/22/2021	GALION HIGH SCHOOL	11034	RECONCILED	3/25/2021		200.00
37438	89464	ACCOUNTS_P AYABLE	3/22/2021	GLEN OAK HIGH SCHOOL	9386	OUTSTANDIN G			220.00
37440	89465	ACCOUNTS_P AYABLE	3/22/2021	JAMES HAYES	13087	OUTSTANDIN G			388.14
37437	89466	ACCOUNTS_P AYABLE	3/22/2021	KROGER COMPANY	5498	RECONCILED	3/26/2021		88.03
37435	89467	ACCOUNTS_P AYABLE	3/22/2021	MADISON LOCAL SCHOOLS	928	RECONCILED	3/29/2021		150.00
37433	89468	ACCOUNTS_P AYABLE	3/22/2021	MARION HARDING HIGH SCHOOL	9387	OUTSTANDIN G			200.00
37451	89469	ACCOUNTS_P AYABLE	3/22/2021	MyPro Apparel, LLC	10910	OUTSTANDIN G			150.00
37450	89470	ACCOUNTS_P AYABLE	3/22/2021	OHIOHEALT H/WORKHEA LTH	13457	RECONCILED	3/30/2021		103.00
37454	89471	ACCOUNTS_P AYABLE	3/22/2021	PIONEER MANUFACTU RING CO.	1020	RECONCILED	3/26/2021		524.00
37445	89472	ACCOUNTS_P AYABLE	3/22/2021	POST MASTER	918	RECONCILED	3/26/2021		550.00
37443	89473	ACCOUNTS_P AYABLE	3/22/2021	BELINDA PRESSEY	8379	OUTSTANDIN G			100.00
37448	89474	ACCOUNTS_P AYABLE	3/22/2021	BROCK SPURLING	11833	OUTSTANDIN G			50.00
37434	89475	ACCOUNTS_P AYABLE	3/22/2021	UPPER SANDUSKY EXEMPTED	11318	RECONCILED	3/29/2021		175.00
37463	89476	ACCOUNTS_P AYABLE	3/24/2021	CenturyLink	700	RECONCILED	3/30/2021		862.26
37458	89477	ACCOUNTS_P AYABLE	3/24/2021	AMERICAN ELECTRIC POWER	701	RECONCILED	3/31/2021		30,216.25
37473	89478	ACCOUNTS_P AYABLE	3/24/2021	HEINEMANN	2615	OUTSTANDIN G			5,395.50
37475	89479	ACCOUNTS_P AYABLE	3/24/2021	K B Z ELECTRIC INC.	3923	OUTSTANDIN G			1,458.40
37487	89480	ACCOUNTS_P AYABLE	3/24/2021	STANDARD PLUMBING & HEATING CO	4036	OUTSTANDIN G			180.00
37472	89481	ACCOUNTS_P AYABLE	3/24/2021	GRAINGER	5843	RECONCILED	3/30/2021		222.48
37478	89482	ACCOUNTS_P AYABLE	3/24/2021	LOWE'S	5906	RECONCILED	3/30/2021		142.44
37464	89483	ACCOUNTS_P AYABLE	3/24/2021	CLEARWATE R SYSTEMS	6230	RECONCILED	3/31/2021		163.69
37488	89484	ACCOUNTS_P AYABLE	3/24/2021	TREASURER, STATE OF OHIO	6516	OUTSTANDIN G			98.25
37484	89485	ACCOUNTS_P AYABLE	3/24/2021	SCHOOL SPECIALTY	6538	RECONCILED	3/30/2021		15.46
37490	89486	ACCOUNTS_P AYABLE	3/24/2021	KATHY WEIDIG	7101	RECONCILED	3/26/2021		344.05
37483	89487	ACCOUNTS_P AYABLE	3/24/2021	SCHMIDT SECURITY	7215	RECONCILED	3/30/2021		769.58
37476	89488	ACCOUNTS_P	3/24/2021	KELL ACE	8329	OUTSTANDIN			19.62

Start Date: 03/01/2021

End Date: 03/31/2021

## LEXINGTON LOCAL SCHOOLS Disbursement Summary Report

Reference Number	Check Number	Type	Date	Name	Vendor #	Status	Reconcile Date	Void Date	Amount
37462	89489	AYABLE	3/24/2021	HARDWARE		G			
		ACCOUNTS_P	3/24/2021	CBIZ	8780	RECONCILED	3/30/2021		\$ 2,750.00
37465	89490	AYABLE	3/24/2021	BENEFITS & INSURANCE					
		ACCOUNTS_P	3/24/2021	COLE	9752	RECONCILED	3/30/2021		4,854.94
37477	89491	AYABLE	3/24/2021	DISTRIBUTING					
		ACCOUNTS_P	3/24/2021	LESCH	9943	RECONCILED	3/30/2021		768.00
37480	89492	AYABLE	3/24/2021	BATTERY & POWER					
		ACCOUNTS_P	3/24/2021	OHIO	10192	RECONCILED	3/31/2021		220.00
37485	89493	AYABLE	3/24/2021	HEALTH CONSORTIUM, INC.					
		ACCOUNTS_P	3/24/2021	SIESEL	10297	RECONCILED	3/30/2021		2,002.38
37486	89494	AYABLE	3/24/2021	DISTRIBUTING					
		ACCOUNTS_P	3/24/2021	SMETZ'S	10453	RECONCILED	3/31/2021		1,175.80
37470	89495	AYABLE	3/24/2021	TIRE SERVICE CENTER					
		ACCOUNTS_P	3/24/2021	ELZY	10593	RECONCILED	3/30/2021		330.00
37461	89496	AYABLE	3/24/2021	MILLING & TRADE LTD.					
		ACCOUNTS_P	3/24/2021	BUCYRUS	10732	OUTSTANDING			360.00
37479	89497	AYABLE	3/24/2021	HIGH SCHOOL					
		ACCOUNTS_P	3/24/2021	MENARDS	10810	OUTSTANDING			829.35
37469	89498	AYABLE	3/24/2021						
		ACCOUNTS_P	3/24/2021	GENELLE	11111	OUTSTANDING			427.90
37467	89499	AYABLE	3/24/2021	EGGERTON					
		ACCOUNTS_P	3/24/2021	THE DEXTER	11467	RECONCILED	3/30/2021		200.00
37482	89500	AYABLE	3/24/2021	COMPANY					
		ACCOUNTS_P	3/24/2021	RUMPKE	11508	OUTSTANDING			1,125.92
37459	89501	AYABLE	3/24/2021						
		ACCOUNTS_P	3/24/2021	APPLESEED	11540	OUTSTANDING			27.96
37460	89502	AYABLE	3/24/2021	TRUE VALUE					
		ACCOUNTS_P	3/24/2021	B & B DRAIN	11594	RECONCILED	3/29/2021		850.00
37466	89503	AYABLE	3/24/2021	SERVICE					
		ACCOUNTS_P	3/24/2021	COLUMBIA	11662	OUTSTANDING			3,538.13
37468	89504	AYABLE	3/24/2021	GAS					
		ACCOUNTS_P	3/24/2021	KELLIE DYER	12188	RECONCILED	3/26/2021		55.00
37489	89505	AYABLE	3/24/2021						
		ACCOUNTS_P	3/24/2021	UCP OF	13006	OUTSTANDING			8,950.00
37481	89506	AYABLE	3/24/2021	GREATER CLEVELAND					
		ACCOUNTS_P	3/24/2021	OHIO.NET	13038	RECONCILED	3/30/2021		424.94
37474	89507	AYABLE	3/24/2021	INTERNET PROVIDERS					
		ACCOUNTS_P	3/24/2021	HILLYARD	13569	RECONCILED	3/30/2021		708.10
37457	89508	AYABLE	3/24/2021	OHIO					
		ACCOUNTS_P	3/24/2021	AMAZON	13575	RECONCILED	3/30/2021		414.34
37471	89509	AYABLE	3/24/2021	CAPITAL SERVICES					
		ACCOUNTS_P	3/24/2021	GIPPER	13630	OUTSTANDING			128.22
37491	89510	AYABLE	3/24/2021	MEDIA INC					
		ACCOUNTS_P	3/24/2021	GRADY	9664	OUTSTANDING			1,066.22
37492	89511	REFUND	3/24/2021	ENTERPRISE S, INC.					
				HEATHER	11918	OUTSTANDING			93.00
37497	89512	AYABLE	3/29/2021	LEACH					
		ACCOUNTS_P	3/29/2021	AMANDA	13224	OUTSTANDING			100.00
37496	89513	AYABLE	3/29/2021	BADERTSCHER					
		ACCOUNTS_P	3/29/2021	AMAZON	13575	OUTSTANDING			129.95
				CAPITAL					

Start Date: 03/01/2021

End Date: 03/31/2021

## LEXINGTON LOCAL SCHOOLS Disbursement Summary Report

Reference Number	Check Number	Type	Date	Name	Vendor #	Status	Reconcile Date	Void Date	Amount
				SERVICES					
37504	89514	ACCOUNTS_P AYABLE	3/29/2021	ASHLEY N MCLAUGHLI N	13599	OUTSTANDIN G			\$ 35.00
37503	89515	ACCOUNTS_P AYABLE	3/29/2021	CHRISTOPHE R GLENNON	13459	OUTSTANDIN G			187.50
37498	89516	ACCOUNTS_P AYABLE	3/29/2021	COLE DISTRIBUTIN G	9752	OUTSTANDIN G			4,471.64
37499	89517	ACCOUNTS_P AYABLE	3/29/2021	EASTERN ELEMENTAR Y SCHOOL	877	OUTSTANDIN G			55.00
37501	89518	ACCOUNTS_P AYABLE	3/29/2021	FRIENDLY HOUSE	1070	OUTSTANDIN G			8,780.00
37500	89519	ACCOUNTS_P AYABLE	3/29/2021	GENNAR FEUCHT	13099	OUTSTANDIN G			150.00
37502	89520	ACCOUNTS_P AYABLE	3/29/2021	GIONINO'S PIZZERIA	9153	OUTSTANDIN G			102.00
37506	89521	ACCOUNTS_P AYABLE	3/29/2021	JOE PETERS	13478	OUTSTANDIN G			93.75
37508	89522	ACCOUNTS_P AYABLE	3/29/2021	LOUIS MICHAEL TOMMELLEO	6176	OUTSTANDIN G			93.75
37505	89523	ACCOUNTS_P AYABLE	3/29/2021	MT BUSINESS TECHNOLOG IES, INC.	6345	OUTSTANDIN G			44.81
37507	89524	ACCOUNTS_P AYABLE	3/29/2021	TEAM SPORTS, INC	11017	OUTSTANDIN G			775.00
37509	89525	ACCOUNTS_P AYABLE	3/29/2021	TRANSPORTA TION ACCESSORIE S CO.	819	OUTSTANDIN G			196.21
37510	89526	ACCOUNTS_P AYABLE	3/29/2021	U.S. BANK EQUIPMENT FINANCE	7814	OUTSTANDIN G			4,695.26
37513	89527	ACCOUNTS_P AYABLE	3/30/2021	KIMBLE SEPTIC & PORTA-POT, INC	4037	OUTSTANDIN G			844.04
37512	89528	ACCOUNTS_P AYABLE	3/30/2021	MT BUSINESS TECHNOLOG IES, INC.	6345	OUTSTANDIN G			44.81
37511	89529	ACCOUNTS_P AYABLE	3/30/2021	STEALTH PARTNER GROUP	13604	OUTSTANDIN G			44,717.20
37514	89530	ACCOUNTS_P AYABLE	3/31/2021	AWARDSMIT H	1370	OUTSTANDIN G			598.50
37515	89531	ACCOUNTS_P AYABLE	3/31/2021	CARDINAL BUS SALES & SERVICE	6515	OUTSTANDIN G			90.26
37516	89532	ACCOUNTS_P AYABLE	3/31/2021	COLE DISTRIBUTIN G	9752	OUTSTANDIN G			4,039.48
37523	89533	ACCOUNTS_P AYABLE	3/31/2021	ELIZABETH A. RIEGEL	10733	OUTSTANDIN G			250.00
37518	89534	ACCOUNTS_P AYABLE	3/31/2021	HUMPREYS COVERSPOR TS	13628	OUTSTANDIN G			1,411.75
37517	89535	ACCOUNTS_P AYABLE	3/31/2021	JAMES HAYES	13087	OUTSTANDIN G			582.21
37519	89536	ACCOUNTS_P AYABLE	3/31/2021	KIMBALL MIDWEST	11066	OUTSTANDIN G			19.00
37520	89537	ACCOUNTS_P AYABLE	3/31/2021	LEX LANES	7583	OUTSTANDIN G			2,360.00



Start Date: 03/01/2021

End Date: 03/31/2021

## LEXINGTON LOCAL SCHOOLS

### Disbursement Summary Report

Reference Number	Check Number	Type	Date	Name	Vendor #	Status	Reconcile Date	Void Date	Amount
37521	89538	ACCOUNTS_P AYABLE	3/31/2021	LIGHTSPEED TECHNOLOG IES INC.	11280	OUTSTANDIN G			\$ 26.00
37522	89539	ACCOUNTS_P AYABLE	3/31/2021	REHILL GROUP, INC.	10075	OUTSTANDIN G			10,431.16
37524	89540	ACCOUNTS_P AYABLE	3/31/2021	TRUCK SALES & SERVICE, INC.	8892	OUTSTANDIN G			12,696.01
37525	89541	ACCOUNTS_P AYABLE	3/31/2021	VERIZON WIRELESS	7415	OUTSTANDIN G			1,506.00
37526	89542	ACCOUNTS_P AYABLE	3/31/2021	VILLAGE OF LEXINGTON	704	OUTSTANDIN G			5,289.03
37528	89543	ACCOUNTS_P AYABLE	3/31/2021	LEXINGTON ATHLETIC DEPT.	3520	OUTSTANDIN G			355.00
37359	691633	PAYROLL	3/5/2021	LEXINGTON LOCAL SCHOOLS	900934	RECONCILED	3/31/2021		603,266.22
37361	691635	ACCOUNTS_P AYABLE	3/5/2021	MEMO- S.E.R.S.	900997	RECONCILED	3/31/2021		2,909.68
37362	691636	ACCOUNTS_P AYABLE	3/5/2021	MEMO- S.T.R.S.	900998	RECONCILED	3/31/2021		6,909.52
37363	691637	ACCOUNTS_P AYABLE	3/5/2021	LEXINGTON SCHOOLS - PAYROLL	900934	RECONCILED	3/31/2021		8,197.70
37419	691638	PAYROLL	3/19/2021	LEXINGTON LOCAL SCHOOLS		RECONCILED	3/19/2021		579,007.61
37429	691639	ACCOUNTS_P AYABLE	3/19/2021	MEMO- S.E.R.S.	900997	RECONCILED	3/19/2021		2,968.36
37430	691640	ACCOUNTS_P AYABLE	3/19/2021	MEMO- S.T.R.S.	900998	RECONCILED	3/19/2021		6,578.42
37456	691641	ACCOUNTS_P AYABLE	3/23/2021	ANTHEM BENEFIT SERVICES	900902	RECONCILED	3/23/2021		367,209.04
37493	691642	ACCOUNTS_P AYABLE	3/26/2021	MEMO- S.E.R.S.	900997	RECONCILED	3/26/2021		46,434.00
37494	691643	ACCOUNTS_P AYABLE	3/26/2021	MEMO- S.T.R.S.	900998	RECONCILED	3/26/2021		123,990.00
37495	691644	ACCOUNTS_P AYABLE	3/26/2021	MEMO-MID OHIO ESC	900069	RECONCILED	3/26/2021		6,692.02
37527	691645	ACCOUNTS_P AYABLE	3/31/2021	MORROW COUNTY AUDITOR	900359	RECONCILED	3/31/2021		1,053.21
37529	691646	ACCOUNTS_P AYABLE	3/31/2021	MORROW COUNTY AUDITOR	900359	OUTSTANDIN G			13,860.10

Grand Total

\$  
3,940,413.39

Reporting Period: April 2021 (FY 2021)  
 Start Date: 3/01/2021  
 End Date: 3/31/2021

4/13/21 3:57 PM

**LEXINGTON LOCAL SCHOOLS  
 Receipts Ledger Report**

Receipt #	Line #	Date	Type	Description	Full Account Code	Amount
<b>Fund: 001</b>						
<b>Receipt: 1111</b>						
75782	1	3/13/2021	RC	Real Estate Tax - Morrow	001-1111-0000-000000-000	\$ 218,326.35
75782	2	3/13/2021	RC	Emergency Tax - Morrow	001-1111-0000-000000-000	139,524.46
75832	1	3/25/2021	RC	Mobile Home Tax -Morrow	001-1111-0000-000000-000	5,076.52
75832	2	3/25/2021	RC	Mobile Home Tax Morrow -Emer	001-1111-0000-000000-000	3,197.56
						<b>\$ 366,124.89</b>
<b>Receipt: 1122</b>						
75782	6	3/13/2021	RC	Pers Prop Tax - Morrow	001-1122-0000-000000-000	30,980.71
75782	7	3/13/2021	RC	Pers Prop Tax Emerg - Morrow	001-1122-0000-000000-000	13,876.82
						<b>\$ 44,857.53</b>
<b>Receipt: 1211</b>						
75748	1	3/1/2021	RC	Preschool tuition	001-1211-0000-000000-500	300.00
75750	1	3/2/2021	RC	Preschool tuition	001-1211-0000-000000-500	600.00
75751	1	3/2/2021	RC	Preschool tuition	001-1211-0000-000000-500	400.00
75757	1	3/4/2021	RC	Tuition	001-1211-0000-000000-000	1,907.85
75770	1	3/8/2021	RC	Preschool tuition	001-1211-0000-000000-500	300.00
75777	1	3/9/2021	RC	Preschool tuition	001-1211-0000-000000-500	700.00
75775	1	3/10/2021	RC	Tuition	001-1211-0000-000000-000	635.95
75779	1	3/10/2021	RC	Preschool tuition	001-1211-0000-000000-500	100.00
75789	1	3/12/2021	RC	Preschool tuition	001-1211-0000-000000-500	100.00
75804	1	3/17/2021	RC	Preschool tuition	001-1211-0000-000000-500	200.00
75805	1	3/17/2021	RC	Preschool tuition	001-1211-0000-000000-500	600.00
75810	1	3/22/2021	RC	Tuition	001-1211-0000-000000-000	635.95
75817	1	3/22/2021	RC	Preschool tuition	001-1211-0000-000000-500	700.00
75833	1	3/25/2021	RC	Preschool tuition	001-1211-0000-000000-500	500.00
75827	1	3/29/2021	RC	Tuition	001-1211-0000-000000-000	635.95
						<b>\$ 8,315.70</b>
<b>Receipt: 1221</b>						
75801	22	3/26/2021	RC	JV50 Tuition (SF-14)	001-1221-0000-000000-000	53,867.13
						<b>\$ 53,867.13</b>
<b>Receipt: 1223</b>						
75801	24	3/26/2021	RC	JV52 Tuition (SF-14)	001-1223-0000-000000-000	29,615.94
						<b>\$ 29,615.94</b>
<b>Receipt: 1227</b>						
75772	15	3/12/2021	RC	Open Enrollment Revenue	001-1227-0000-000000-000	250.84
75801	15	3/26/2021	RC	Open Enrollment Revenue	001-1227-0000-000000-000	250.83
						<b>\$ 501.67</b>
<b>Receipt: 1410</b>						
75836	1	3/31/2021	RC	Richland Bank Interest	001-1410-0000-000000-000	9,859.50

Reporting Period: April 2021 (FY 2021)  
 Start Date: 3/01/2021  
 End Date: 3/31/2021

4/13/21 3:57 PM

### LEXINGTON LOCAL SCHOOLS Receipts Ledger Report

Receipt #	Line #	Date	Type	Description	Full Account Code	Amount	
						<b>\$ 9,859.50</b>	
<b>Receipt:</b>	<b>1740</b>						
75746	1	3/1/2021	RC	School fees	001-1740-0000-000000-100	\$ 292.00	
75752	1	3/2/2021	RC	School fees	001-1740-0000-000000-200	24.00	
75753	1	3/2/2021	RC	School fees	001-1740-0000-000000-100	176.00	
75755	2	3/3/2021	RC	Central school fees	001-1740-0000-000000-400	28.00	
75760	1	3/5/2021	RC	School fees	001-1740-0000-000000-200	12.00	
75765	1	3/8/2021	RC	School fees	001-1740-0000-000000-100	338.00	
75771	1	3/9/2021	RC	School fees	001-1740-0000-000000-100	406.00	
75780	1	3/12/2021	RC	School fees	001-1740-0000-000000-100	187.00	
75791	1	3/16/2021	RC	School fees	001-1740-0000-000000-100	270.00	
75792	1	3/16/2021	RC	School fees	001-1740-0000-000000-100	238.00	
75793	1	3/17/2021	RC	School fees	001-1740-0000-000000-200	42.00	
75794	2	3/17/2021	RC	Central school fees	001-1740-0000-000000-400	28.00	
75803	2	3/17/2021	RC	Western school fees	001-1740-0000-000000-500	20.00	
75795	1	3/19/2021	RC	School fees	001-1740-0000-000000-300	150.00	
75807	1	3/22/2021	RC	School fees	001-1740-0000-000000-100	160.00	
75813	1	3/22/2021	RC	School fees	001-1740-0000-000000-100	73.00	
75820	2	3/24/2021	RC	Central school fees	001-1740-0000-000000-400	56.00	
75821	1	3/25/2021	RC	School fees	001-1740-0000-000000-100	487.50	
75823	2	3/25/2021	RC	Central school fees	001-1740-0000-000000-400	140.00	
75822	2	3/26/2021	RC	Central school fees	001-1740-0000-000000-400	28.00	
75825	1	3/26/2021	RC	School fees	001-1740-0000-000000-100	221.00	
75835	1	3/31/2021	RC	HS Fees - Pay For It	001-1740-0000-000000-100	568.00	
75835	2	3/31/2021	RC	Central Fees - Pay For It	001-1740-0000-000000-400	90.00	
75835	3	3/31/2021	RC	Jr High Fees - Pay For It	001-1740-0000-000000-200	36.00	
75835	4	3/31/2021	RC	Eastern Fees - Pay For It	001-1740-0000-000000-300	540.00	
75835	5	3/31/2021	RC	Western Fees - Pay For It	001-1740-0000-000000-500	514.00	
						<b>\$ 5,124.50</b>	
<b>Receipt:</b>	<b>1890</b>						
75811	1	3/22/2021	RC	Jury duty payment	001-1890-0000-000000-000	70.00	
75811	2	3/22/2021	RC	Dell Misc Reimb	001-1890-0000-000000-000	0.21	
						<b>\$ 70.21</b>	
<b>Receipt:</b>	<b>3110</b>						
75772	1	3/12/2021	RC	Opportunity Grant	001-3110-0000-000000-000	299,003.24	
75772	2	3/12/2021	RC	Targeted Assistance	001-3110-0000-000000-000	32,892.64	
75772	3	3/12/2021	RC	K-3 Literacy Funding	001-3110-0000-000000-000	5,948.56	
75772	5	3/12/2021	RC	Limited English Prof Funding	001-3110-0000-000000-000	122.71	
75772	6	3/12/2021	RC	Gifted Education Funding	001-3110-0000-000000-000	5,092.68	
75772	7	3/12/2021	RC	Transportation	001-3110-0000-000000-000	22,763.69	

Reporting Period: April 2021 (FY 2021)

4/13/21 3:57 PM

Start Date: 3/01/2021

End Date: 3/31/2021

### LEXINGTON LOCAL SCHOOLS Receipts Ledger Report

Receipt #	Line #	Date	Type	Description	Full Account Code	Amount	
75772	8	3/12/2021	RC	Special Education Funding	001-3110-0000-000000-000	\$ 50,084.00	
75772	9	3/12/2021	RC	Graduation Bonus	001-3110-0000-000000-000	1,658.97	
75772	10	3/12/2021	RC	Third Grade Reading Bonus	001-3110-0000-000000-000	994.42	
75772	12	3/12/2021	RC	Enrollment Growth Supplement	001-3110-0000-000000-000	388.65	
75772	13	3/12/2021	RC	Preschool Special Educ Funding	001-3110-0000-000000-000	4,630.10	
75772	14	3/12/2021	RC	Special Educ Transportation	001-3110-0000-000000-000	2,349.21	
75801	1	3/26/2021	RC	Opportunity Grant	001-3110-0000-000000-000	299,003.25	
75801	2	3/26/2021	RC	Targeted Assistance	001-3110-0000-000000-000	32,892.64	
75801	3	3/26/2021	RC	K-3 Literacy Funding	001-3110-0000-000000-000	5,948.56	
75801	5	3/26/2021	RC	Limited English Prof Funding	001-3110-0000-000000-000	122.71	
75801	6	3/26/2021	RC	Gifted Education Funding	001-3110-0000-000000-000	5,092.68	
75801	7	3/26/2021	RC	Transportation	001-3110-0000-000000-000	22,763.69	
75801	8	3/26/2021	RC	Special Education Funding	001-3110-0000-000000-000	50,084.00	
75801	9	3/26/2021	RC	Graduation Bonus	001-3110-0000-000000-000	1,658.97	
75801	10	3/26/2021	RC	Third Grade Reading Bonus	001-3110-0000-000000-000	994.42	
75801	12	3/26/2021	RC	Enrollment Growth Supplement	001-3110-0000-000000-000	388.65	
75801	13	3/26/2021	RC	Preschool Special Educ Funding	001-3110-0000-000000-000	5,226.90	
75801	14	3/26/2021	RC	Special Educ Transportation	001-3110-0000-000000-000	2,333.94	
						<b>\$ 852,439.28</b>	
<b>Receipt:</b>	<b>3131</b>						
75786	1	3/22/2021	RC	RB for Real Estate - Morrow	001-3131-0000-000000-000	19,078.52	
75786	2	3/22/2021	RC	RB for Emergency Levy - Morrow	001-3131-0000-000000-000	12,305.66	
75786	9	3/22/2021	RC	2 1/2 HMRB Real Est-Morrow	001-3131-0000-000000-000	2,791.79	
75786	10	3/22/2021	RC	2 1/2 HMRB Emerg Levy-Morrow	001-3131-0000-000000-000	1,800.70	
						<b>\$ 35,976.67</b>	
<b>Receipt:</b>	<b>3132</b>						
75786	4	3/22/2021	RC	Homestead Real Est - Morrow	001-3132-0000-000000-000	5,500.16	
75786	5	3/22/2021	RC	Homestead Emerg Levy-Morrow	001-3132-0000-000000-000	3,547.59	
						<b>\$ 9,047.75</b>	
<b>Receipt:</b>	<b>3211</b>						
75772	4	3/12/2021	RC	Economic Disadvantaged Funding	001-3211-0000-000000-000	2,383.81	
75801	4	3/26/2021	RC	Economic Disadvantaged Funding	001-3211-0000-000000-000	2,383.81	
						<b>\$ 4,767.62</b>	
<b>Receipt:</b>	<b>3219</b>						
75772	11	3/12/2021	RC	Career Tech Education Funding	001-3219-0000-000000-000	717.70	
75801	11	3/26/2021	RC	Career Tech Education Funding	001-3219-0000-000000-000	717.70	
						<b>\$ 1,435.40</b>	
<b>Receipt:</b>	<b>3300</b>						
75834	1	3/31/2021	RC	MEDICAID Recd -3/15	001-3300-0000-000000-000	997.67	
75834	2	3/31/2021	RC	MEDICAID Recd -3/18	001-3300-0000-000000-000	2,043.34	

Reporting Period: April 2021 (FY 2021)  
 Start Date: 3/01/2021  
 End Date: 3/31/2021

4/13/21 3:57 PM

**LEXINGTON LOCAL SCHOOLS  
 Receipts Ledger Report**

Receipt #	Line #	Date	Type	Description	Full Account Code	Amount
75834	4	3/31/2021	RC	MEDICAID Recd -3/25	001-3300-0000-000000-000	\$ 2,913.03
75834	5	3/31/2021	RC	MEDICAID Recd -3/22	001-3300-0000-000000-000	259.51
						<u>\$ 6,213.55</u>
						<b>\$ 1,428,217.34</b>
<b>Fund:</b>	<b>002</b>					
<b>Receipt:</b>	<b>1111</b>					
75782	3	3/13/2021	RC	Bond Ret Tax - Morrow	002-1111-0000-000000-000	96,465.88
75832	3	3/25/2021	RC	MH Tax Morrow - Bond Ret	002-1111-0000-000000-000	2,007.77
						<u>\$ 98,473.65</u>
<b>Receipt:</b>	<b>1122</b>					
75782	8	3/13/2021	RC	Pers Prop Tax Bond Ret - Morrow	002-1122-0000-000000-000	8,713.32
						<u>\$ 8,713.32</u>
<b>Receipt:</b>	<b>3132</b>					
75786	6	3/22/2021	RC	Homestead for Bond Ret- Morrow	002-3132-0000-000000-000	2,227.55
						<u>\$ 2,227.55</u>
						<b>\$ 109,414.52</b>
<b>Fund:</b>	<b>003</b>					
<b>Receipt:</b>	<b>1111</b>					
75782	4	3/13/2021	RC	Permanent Improv Tax - Morrow	003-1111-0000-000000-000	18,225.81
75832	4	3/25/2021	RC	Mobile Home Tax-Morrow PI	003-1111-0000-000000-000	410.32
						<u>\$ 18,636.13</u>
<b>Receipt:</b>	<b>1122</b>					
75782	9	3/13/2021	RC	Pers Prop Tax PI - Morrow	003-1122-0000-000000-000	2,904.42
						<u>\$ 2,904.42</u>
<b>Receipt:</b>	<b>3131</b>					
75786	3	3/22/2021	RC	RB for PI Levy - Morrow	003-3131-0000-000000-000	1,521.55
75786	11	3/22/2021	RC	2 1/2 HMRB PI Levy-Morrow	003-3131-0000-000000-000	222.65
						<u>\$ 1,744.20</u>
<b>Receipt:</b>	<b>3132</b>					
75786	7	3/22/2021	RC	Homestead for PI Levy-Morrow	003-3132-0000-000000-000	438.65
						<u>\$ 438.65</u>
						<b>\$ 23,723.40</b>
<b>Fund:</b>	<b>004</b>					
<b>Receipt:</b>	<b>1410</b>					
75836	6	3/31/2021	RC	LFI Fund	004-1410-0000-000000-000	177.04
						<u>\$ 177.04</u>
						<b>\$ 177.04</b>
<b>Fund:</b>	<b>006</b>					
<b>Receipt:</b>	<b>1410</b>					
75836	4	3/31/2021	RC	Richland Bank Interest	006-1410-0000-000000-000	0.00

Reporting Period: April 2021 (FY 2021)

4/13/21 3:57 PM

Start Date: 3/01/2021

End Date: 3/31/2021

**LEXINGTON LOCAL SCHOOLS**

**Receipts Ledger Report**

Receipt #	Line #	Date	Type	Description	Full Account Code	Amount	
						<b>\$ 0.00</b>	
<b>Receipt:</b>	<b>1511</b>						
75768	26	3/5/2021	RC	HS Breakfast	006-1511-0000-000000-100	\$ 24.00	
75768	27	3/5/2021	RC	Jr. Hi Breakfast	006-1511-0000-000000-200	0.00	
75768	28	3/5/2021	RC	Eastern Breakfast	006-1511-0000-000000-300	0.00	
75768	29	3/5/2021	RC	Central Breakfast	006-1511-0000-000000-400	0.00	
75768	30	3/5/2021	RC	Western Breakfast	006-1511-0000-000000-500	0.75	
75787	26	3/11/2021	RC	HS Breakfast	006-1511-0000-000000-100	17.25	
75787	27	3/11/2021	RC	Jr. Hi Breakfast	006-1511-0000-000000-200	0.00	
75787	28	3/11/2021	RC	Eastern Breakfast	006-1511-0000-000000-300	0.00	
75787	29	3/11/2021	RC	Central Breakfast	006-1511-0000-000000-400	0.00	
75787	30	3/11/2021	RC	Western Breakfast	006-1511-0000-000000-500	0.50	
75799	26	3/19/2021	RC	HS Breakfast	006-1511-0000-000000-100	19.75	
75799	27	3/19/2021	RC	Jr. Hi Breakfast	006-1511-0000-000000-200	0.00	
75799	28	3/19/2021	RC	Eastern Breakfast	006-1511-0000-000000-300	0.75	
75799	29	3/19/2021	RC	Central Breakfast	006-1511-0000-000000-400	0.00	
75799	30	3/19/2021	RC	Western Breakfast	006-1511-0000-000000-500	0.00	
75824	26	3/26/2021	RC	HS Breakfast	006-1511-0000-000000-100	15.75	
75824	27	3/26/2021	RC	Jr. Hi Breakfast	006-1511-0000-000000-200	0.00	
75824	28	3/26/2021	RC	Eastern Breakfast	006-1511-0000-000000-300	0.00	
75824	29	3/26/2021	RC	Central Breakfast	006-1511-0000-000000-400	0.00	
75824	30	3/26/2021	RC	Western Breakfast	006-1511-0000-000000-500	1.50	
						<b>\$ 80.25</b>	
<b>Receipt:</b>	<b>1512</b>						
75768	1	3/5/2021	RC	HS Stu. Type A	006-1512-0000-000000-100	0.00	
75768	5	3/5/2021	RC	HS ROA Stu. Type A	006-1512-0000-000000-100	(211.30)	
75768	6	3/5/2021	RC	Jr Hi Stu. Type A	006-1512-0000-000000-200	0.00	
75768	10	3/5/2021	RC	Jr. Hi ROA Stu Type A	006-1512-0000-000000-200	(204.70)	
75768	11	3/5/2021	RC	Eastern Stu. Type A	006-1512-0000-000000-300	0.00	
75768	15	3/5/2021	RC	Eastern ROA Stu. Type A	006-1512-0000-000000-300	(103.35)	
75768	16	3/5/2021	RC	Central Stu. Type A	006-1512-0000-000000-400	0.00	
75768	20	3/5/2021	RC	Central ROA Stu. Type A	006-1512-0000-000000-400	(58.35)	
75768	21	3/5/2021	RC	Western Stu. Type A	006-1512-0000-000000-500	0.00	
75768	25	3/5/2021	RC	Western ROA Stu. Type A	006-1512-0000-000000-500	(72.75)	
75787	1	3/11/2021	RC	HS Stu. Type A	006-1512-0000-000000-100	0.00	
75787	5	3/11/2021	RC	HS ROA Stu. Type A	006-1512-0000-000000-100	(196.25)	
75787	6	3/11/2021	RC	Jr Hi Stu. Type A	006-1512-0000-000000-200	0.00	
75787	10	3/11/2021	RC	Jr. Hi ROA Stu Type A	006-1512-0000-000000-200	(173.25)	
75787	11	3/11/2021	RC	Eastern Stu. Type A	006-1512-0000-000000-300	0.00	
75787	15	3/11/2021	RC	Eastern ROA Stu. Type A	006-1512-0000-000000-300	(104.45)	

Reporting Period: April 2021 (FY 2021)

4/13/21 3:57 PM

Start Date: 3/01/2021

End Date: 3/31/2021

### LEXINGTON LOCAL SCHOOLS Receipts Ledger Report

Receipt #	Line #	Date	Type	Description	Full Account Code	Amount
75787	16	3/11/2021	RC	Central Stu. Type A	006-1512-0000-000000-400	\$ 0.00
75787	20	3/11/2021	RC	Central ROA Stu. Type A	006-1512-0000-000000-400	(87.50)
75787	21	3/11/2021	RC	Western Stu. Type A	006-1512-0000-000000-500	0.00
75787	25	3/11/2021	RC	Western ROA Stu. Type A	006-1512-0000-000000-500	(27.25)
75799	1	3/19/2021	RC	HS Stu. Type A	006-1512-0000-000000-100	0.00
75799	5	3/19/2021	RC	HS ROA Stu. Type A	006-1512-0000-000000-100	(438.75)
75799	6	3/19/2021	RC	Jr Hi Stu. Type A	006-1512-0000-000000-200	0.00
75799	10	3/19/2021	RC	Jr. Hi ROA Stu Type A	006-1512-0000-000000-200	(111.80)
75799	11	3/19/2021	RC	Eastern Stu. Type A	006-1512-0000-000000-300	0.00
75799	15	3/19/2021	RC	Eastern ROA Stu. Type A	006-1512-0000-000000-300	(131.81)
75799	16	3/19/2021	RC	Central Stu. Type A	006-1512-0000-000000-400	0.00
75799	20	3/19/2021	RC	Central ROA Stu. Type A	006-1512-0000-000000-400	(71.76)
75799	21	3/19/2021	RC	Western Stu. Type A	006-1512-0000-000000-500	0.00
75799	25	3/19/2021	RC	Western ROA Stu. Type A	006-1512-0000-000000-500	(69.00)
75824	1	3/26/2021	RC	HS Stu. Type A	006-1512-0000-000000-100	0.00
75824	5	3/26/2021	RC	HS ROA Stu. Type A	006-1512-0000-000000-100	(569.80)
75824	6	3/26/2021	RC	Jr Hi Stu. Type A	006-1512-0000-000000-200	0.00
75824	10	3/26/2021	RC	Jr. Hi ROA Stu Type A	006-1512-0000-000000-200	(181.95)
75824	11	3/26/2021	RC	Eastern Stu. Type A	006-1512-0000-000000-300	0.00
75824	15	3/26/2021	RC	Eastern ROA Stu. Type A	006-1512-0000-000000-300	(161.70)
75824	16	3/26/2021	RC	Central Stu. Type A	006-1512-0000-000000-400	0.00
75824	20	3/26/2021	RC	Central ROA Stu. Type A	006-1512-0000-000000-400	(97.96)
75824	21	3/26/2021	RC	Western Stu. Type A	006-1512-0000-000000-500	0.00
75824	25	3/26/2021	RC	Western ROA Stu. Type A	006-1512-0000-000000-500	(68.00)
75835	6	3/31/2021	RC	HS Lunch - Pay For It	006-1512-0000-000000-100	1,391.19
75835	7	3/31/2021	RC	Jr High Lunch - Pay For It	006-1512-0000-000000-200	360.00
75835	8	3/31/2021	RC	Eastern Lunch - Pay For It	006-1512-0000-000000-300	201.05
75835	9	3/31/2021	RC	Central Lunch - Pay For It	006-1512-0000-000000-400	230.50
75835	10	3/31/2021	RC	Western Lunch - Pay For It	006-1512-0000-000000-500	106.25
						\$ (852.69)
<b>Receipt:</b>	<b>1513</b>					
75768	3	3/5/2021	RC	HS Stu. ALa Carte	006-1513-0000-000000-100	589.90
75768	8	3/5/2021	RC	Jr. Hi Stu. Ala Carte	006-1513-0000-000000-200	214.95
75768	13	3/5/2021	RC	Eastern Stu. Ala Carte	006-1513-0000-000000-300	203.60
75768	18	3/5/2021	RC	Central Stu. Ala Carte	006-1513-0000-000000-400	144.45
75768	23	3/5/2021	RC	Western Stu. Ala Carte	006-1513-0000-000000-500	80.50
75787	3	3/11/2021	RC	HS Stu. ALA Carte	006-1513-0000-000000-100	494.80
75787	8	3/11/2021	RC	Jr. Hi Stu. Ala Carte	006-1513-0000-000000-200	173.70
75787	13	3/11/2021	RC	Eastern Stu. Ala Carte	006-1513-0000-000000-300	136.35
75787	18	3/11/2021	RC	Central Stu. Ala Carte	006-1513-0000-000000-400	115.25

25

Reporting Period: April 2021 (FY 2021)

4/13/21 3:57 PM

Start Date: 3/01/2021

End Date: 3/31/2021

**LEXINGTON LOCAL SCHOOLS**

**Receipts Ledger Report**

Receipt #	Line #	Date	Type	Description	Full Account Code	Amount
75787	23	3/11/2021	RC	Western Stu. Ala Carte	006-1513-0000-000000-500	\$ 56.50
75799	3	3/19/2021	RC	HS Stu. ALa Carte	006-1513-0000-000000-100	512.25
75799	8	3/19/2021	RC	Jr. Hi Stu. Ala Carte	006-1513-0000-000000-200	183.30
75799	13	3/19/2021	RC	Eastern Stu. Ala Carte	006-1513-0000-000000-300	189.65
75799	18	3/19/2021	RC	Central Stu. Ala Carte	006-1513-0000-000000-400	132.90
75799	23	3/19/2021	RC	Western Stu. Ala Carte	006-1513-0000-000000-500	75.25
75824	3	3/26/2021	RC	HS Stu. ALa Carte	006-1513-0000-000000-100	519.80
75824	8	3/26/2021	RC	Jr. Hi Stu. Ala Carte	006-1513-0000-000000-200	215.20
75824	13	3/26/2021	RC	Eastern Stu. Ala Carte	006-1513-0000-000000-300	186.20
75824	18	3/26/2021	RC	Central Stu. Ala Carte	006-1513-0000-000000-400	115.45
75824	23	3/26/2021	RC	Western Stu. Ala Carte	006-1513-0000-000000-500	69.50
						<b>\$ 4,409.50</b>
<b>Receipt:</b>	<b>1514</b>					
75768	2	3/5/2021	RC	HS Stu. Milk	006-1514-0000-000000-100	9.00
75768	7	3/5/2021	RC	Jr. Hi. Stu Milk	006-1514-0000-000000-200	5.00
75768	12	3/5/2021	RC	Eastern Stu. Milk	006-1514-0000-000000-300	0.50
75768	17	3/5/2021	RC	Central Stu. Milk	006-1514-0000-000000-400	0.50
75768	22	3/5/2021	RC	Western Stu. Milk	006-1514-0000-000000-500	0.50
75787	2	3/11/2021	RC	HS Stu. Milk	006-1514-0000-000000-100	4.50
75787	7	3/11/2021	RC	Jr. Hi. Stu Milk	006-1514-0000-000000-200	4.50
75787	12	3/11/2021	RC	Eastern Stu. Milk	006-1514-0000-000000-300	1.50
75787	17	3/11/2021	RC	Central Stu. Milk	006-1514-0000-000000-400	0.00
75787	22	3/11/2021	RC	Western Stu. Milk	006-1514-0000-000000-500	0.00
75799	2	3/19/2021	RC	HS Stu. Milk	006-1514-0000-000000-100	3.50
75799	7	3/19/2021	RC	Jr. Hi. Stu Milk	006-1514-0000-000000-200	5.50
75799	12	3/19/2021	RC	Eastern Stu. Milk	006-1514-0000-000000-300	0.00
75799	17	3/19/2021	RC	Central Stu. Milk	006-1514-0000-000000-400	0.00
75799	22	3/19/2021	RC	Western Stu. Milk	006-1514-0000-000000-500	0.50
75824	2	3/26/2021	RC	HS Stu. Milk	006-1514-0000-000000-100	3.00
75824	7	3/26/2021	RC	Jr. Hi. Stu Milk	006-1514-0000-000000-200	3.50
75824	12	3/26/2021	RC	Eastern Stu. Milk	006-1514-0000-000000-300	0.00
75824	17	3/26/2021	RC	Central Stu. Milk	006-1514-0000-000000-400	0.00
75824	22	3/26/2021	RC	Western Stu. Milk	006-1514-0000-000000-500	1.00
						<b>\$ 43.00</b>
<b>Receipt:</b>	<b>1523</b>					
75768	4	3/5/2021	RC	HS Adult Ala Carte	006-1523-0000-000000-100	69.00
75768	9	3/5/2021	RC	Jr. Hi Adult Ala Carte	006-1523-0000-000000-200	17.00
75768	14	3/5/2021	RC	Eastern Adult Ala Carte	006-1523-0000-000000-300	37.25
75768	19	3/5/2021	RC	Central Adult Ala Carte	006-1523-0000-000000-400	7.25
75768	24	3/5/2021	RC	Western Adult Ala Carte	006-1523-0000-000000-500	0.50



Reporting Period: April 2021 (FY 2021)  
 Start Date: 3/01/2021  
 End Date: 3/31/2021

4/13/21 3:57 PM

**LEXINGTON LOCAL SCHOOLS**  
**Receipts Ledger Report**

Receipt #	Line #	Date	Type	Description	Full Account Code	Amount
75787	4	3/11/2021	RC	HS Adult Ala Carte	006-1523-0000-000000-100	\$ 56.75
75787	9	3/11/2021	RC	Jr. Hi Adult Ala Carte	006-1523-0000-000000-200	31.05
75787	14	3/11/2021	RC	Eastern Adult Ala Carte	006-1523-0000-000000-300	45.50
75787	19	3/11/2021	RC	Central Adult Ala Carte	006-1523-0000-000000-400	10.25
75787	24	3/11/2021	RC	Western Adult Ala Carte	006-1523-0000-000000-500	0.50
75799	4	3/19/2021	RC	HS Adult Ala Carte	006-1523-0000-000000-100	73.25
75799	9	3/19/2021	RC	Jr. Hi Adult Ala Carte	006-1523-0000-000000-200	26.00
75799	14	3/19/2021	RC	Eastern Adult Ala Carte	006-1523-0000-000000-300	24.75
75799	19	3/19/2021	RC	Central Adult Ala Carte	006-1523-0000-000000-400	6.75
75799	24	3/19/2021	RC	Western Adult Ala Carte	006-1523-0000-000000-500	8.50
75824	4	3/26/2021	RC	HS Adult Ala Carte	006-1523-0000-000000-100	104.90
75824	9	3/26/2021	RC	Jr. Hi Adult Ala Carte	006-1523-0000-000000-200	28.50
75824	14	3/26/2021	RC	Eastern Adult Ala Carte	006-1523-0000-000000-300	45.75
75824	19	3/26/2021	RC	Central Adult Ala Carte	006-1523-0000-000000-400	6.75
75824	24	3/26/2021	RC	Western Adult Ala Carte	006-1523-0000-000000-500	0.00
						<b>\$ 600.20</b>
<b>Receipt:</b>	<b>4120</b>					
75783	1	3/9/2021	RC	Federal Reimb Lunch High	006-4120-0000-000000-100	11,334.28
75783	2	3/9/2021	RC	Federal Reimb Lunch Jr High	006-4120-0000-000000-200	9,719.70
75783	3	3/9/2021	RC	Federal Reimb Lunch Central	006-4120-0000-000000-400	10,707.78
75783	4	3/9/2021	RC	Federal Reimb Lunch East	006-4120-0000-000000-300	11,839.06
75783	5	3/9/2021	RC	Federal Reimb Lunch Western	006-4120-0000-000000-500	15,999.02
75783	6	3/9/2021	RC	Fed Reimb Breakfast - High	006-4120-0000-000000-100	3,105.27
75783	7	3/9/2021	RC	Federal Reimb Breakfast - Jr H	006-4120-0000-000000-200	3,437.46
75783	8	3/9/2021	RC	Federal Reimb Break - Central	006-4120-0000-000000-400	4,343.72
75783	9	3/9/2021	RC	Federal Reimb Break - East	006-4120-0000-000000-300	4,345.98
75783	10	3/9/2021	RC	Federal Reimb Break - Western	006-4120-0000-000000-500	4,940.36
75784	1	3/17/2021	RC	Federal Reimb Lunch High	006-4120-0000-000000-100	11,896.34
75784	2	3/17/2021	RC	Federal Reimb Lunch Jr High	006-4120-0000-000000-200	9,386.76
75784	3	3/17/2021	RC	Federal Reimb Lunch Central	006-4120-0000-000000-400	10,313.98
75784	4	3/17/2021	RC	Federal Reimb Lunch East	006-4120-0000-000000-300	11,230.46
75784	5	3/17/2021	RC	Federal Reimb Lunch Western	006-4120-0000-000000-500	7,149.26
75784	6	3/17/2021	RC	Fed Reimb Breakfast - High	006-4120-0000-000000-100	1,283.31
75784	7	3/17/2021	RC	Federal Reimb Breakfast - Jr H	006-4120-0000-000000-200	1,132.26
75784	8	3/17/2021	RC	Federal Reimb Break - Central	006-4120-0000-000000-400	4,434.12
75784	9	3/17/2021	RC	Federal Reimb Break - East	006-4120-0000-000000-300	2,434.02
75784	10	3/17/2021	RC	Federal Reimb Break - Western	006-4120-0000-000000-500	3,358.36
						<b>\$ 142,391.50</b>
<b>Fund:</b>	<b>007</b>					<b>\$ 146,671.76</b>

Reporting Period: April 2021 (FY 2021)  
 Start Date: 3/01/2021  
 End Date: 3/31/2021

4/13/21 3:57 PM

**LEXINGTON LOCAL SCHOOLS  
 Receipts Ledger Report**

Receipt #	Line #	Date	Type	Description	Full Account Code	Amount
<b>Receipt: 1410</b>						
75836	5	3/31/2021	RC	Richland Bank Int - Minutemen	007-1410-9100-000000-000	\$ 141.60
75836	3	3/31/2021	RC	Richland Bank Int - McCammon	007-1410-9800-000000-000	20.81
						<u>\$ 162.41</u>
						\$ 162.41
<b>Fund: 010</b>						
<b>Receipt: 1410</b>						
75836	7	3/31/2021	RC	Classroom Facilities Fund	010-1410-0000-000000-000	763.36
						<u>\$ 763.36</u>
						\$ 763.36
<b>Fund: 018</b>						
<b>Receipt: 1630</b>						
75747	1	3/1/2021	RC	Kroger donation	018-1630-9400-000000-000	247.53
75755	1	3/3/2021	RC	Central fees princ acct	018-1630-9400-000000-000	2.00
75759	1	3/4/2021	RC	Coke commission	018-1630-9400-000000-000	29.25
75761	1	3/5/2021	RC	Marco Photo commission	018-1630-9400-000000-000	453.73
75794	1	3/17/2021	RC	Central fees princ acct	018-1630-9400-000000-000	2.00
75820	1	3/24/2021	RC	Central fees princ acct	018-1630-9400-000000-000	4.00
75823	1	3/25/2021	RC	Central fees princ acct	018-1630-9400-000000-000	10.00
75822	1	3/26/2021	RC	Central fees princ acct	018-1630-9400-000000-000	2.00
75749	1	3/1/2021	RC	Kroger check	018-1630-9500-000000-000	324.24
75769	1	3/8/2021	RC	Marco Photo commission	018-1630-9500-000000-000	665.86
75803	1	3/17/2021	RC	Western fees princ acct	018-1630-9500-000000-000	10.00
						<u>\$ 1,750.61</u>
<b>Receipt: 1690</b>						
75745	1	3/1/2021	RC	MD Coffee service	018-1690-9100-000000-000	48.00
75763	1	3/8/2021	RC	AP Exams	018-1690-9100-000000-000	95.00
75764	1	3/8/2021	RC	MD Coffee service	018-1690-9100-000000-000	51.86
75781	1	3/12/2021	RC	AP Exams	018-1690-9100-000000-000	665.00
75802	1	3/22/2021	RC	AP Exams	018-1690-9100-000000-000	760.00
75809	1	3/22/2021	RC	MD Coffee service	018-1690-9100-000000-000	67.25
75814	1	3/22/2021	RC	AP Exams	018-1690-9100-000000-000	95.00
75826	1	3/26/2021	RC	AP Exams	018-1690-9100-000000-000	95.00
						<u>\$ 1,877.11</u>
<b>Receipt: 1820</b>						
75808	1	3/20/2021	RC	Donations for Devito	018-1820-9100-000000-000	40.00
75788	1	3/12/2021	RC	Donation	018-1820-9500-000000-000	50.00
						<u>\$ 90.00</u>
<b>Receipt: 1890</b>						
75806	1	3/19/2021	RC	Lost Library Book	018-1890-9401-000000-000	6.00

Reporting Period: April 2021 (FY 2021)  
 Start Date: 3/01/2021  
 End Date: 3/31/2021

4/13/21 3:57 PM

**LEXINGTON LOCAL SCHOOLS  
 Receipts Ledger Report**

Receipt #	Line #	Date	Type	Description	Full Account Code	Amount
75816	1	3/22/2021	RC	Lost Library Book	018-1890-9401-000000-000	\$ 5.00
75776	1	3/9/2021	RC	Lost Library book	018-1890-9501-000000-000	41.99
						<u>\$ 52.99</u>
						<u>\$ 3,770.71</u>
<b>Fund:</b>	<b>019</b>					
<b>Receipt:</b>	<b>1890</b>					
75774	3	3/10/2021	RC	PTO Recycling-Central	019-1890-9121-000000-000	7.90
75774	1	3/10/2021	RC	PTO Recycling-Eastern	019-1890-9122-000000-000	7.89
75774	2	3/10/2021	RC	PTO Recycling-Western	019-1890-9123-000000-000	7.90
						<u>\$ 23.69</u>
						<u>\$ 23.69</u>
<b>Fund:</b>	<b>024</b>					
<b>Receipt:</b>	<b>1410</b>					
75836	2	3/31/2021	RC	Richland Bank Int. 024	024-1410-0000-000000-000	41.85
						<u>\$ 41.85</u>
<b>Receipt:</b>	<b>1872</b>					
75756	1	3/3/2021	RC	Todd Feb Ins	024-1872-0000-000000-000	333.00
75756	2	3/3/2021	RC	Vision	024-1872-0000-000000-000	(16.66)
75797	1	3/22/2021	RC	Employees' Premiums March	024-1872-0000-000000-000	63,909.16
75798	1	3/22/2021	RC	Board's Premiums March	024-1872-0000-000000-000	367,209.04
75812	1	3/22/2021	RC	Parker April Cobra	024-1872-0000-000000-000	2,155.95
75828	1	3/29/2021	RC	Todd March Ins	024-1872-0000-000000-000	166.50
75828	2	3/29/2021	RC	Vision	024-1872-0000-000000-000	(8.33)
						<u>\$ 433,748.66</u>
						<u>\$ 433,790.51</u>
<b>Fund:</b>	<b>034</b>					
<b>Receipt:</b>	<b>1111</b>					
75782	5	3/13/2021	RC	Perm Improv (.5 Mill) - Morrow	034-1111-0000-000000-000	5,182.56
75832	5	3/25/2021	RC	MH Tax Morrow - PI (.5 Mill)	034-1111-0000-000000-000	107.08
						<u>\$ 5,289.64</u>
<b>Receipt:</b>	<b>1122</b>					
75782	10	3/13/2021	RC	Pers Prop Tax-PI (.5 Mill)-Morrow	034-1122-0000-000000-000	537.87
						<u>\$ 537.87</u>
<b>Receipt:</b>	<b>3132</b>					
75786	8	3/22/2021	RC	Homestead for PI (.5 Mill)-Mor	034-3132-0000-000000-000	117.71
						<u>\$ 117.71</u>
						<u>\$ 5,945.22</u>
<b>Fund:</b>	<b>200</b>					
<b>Receipt:</b>	<b>1620</b>					
75815	1	3/22/2021	RC	Yearbook sale	200-1620-9119-000000-000	65.00

Reporting Period: April 2021 (FY 2021)  
 Start Date: 3/01/2021  
 End Date: 3/31/2021

4/13/21 3:57 PM

### LEXINGTON LOCAL SCHOOLS Receipts Ledger Report

Receipt #	Line #	Date	Type	Description	Full Account Code	Amount
75778	1	3/12/2021	RC	Valentine Grams money	200-1620-9301-000000-000	\$ 583.70
<b>Receipt:</b>						<b>\$ 648.70</b>
75766	1	3/8/2021	RC	NHS Dues	200-1630-9121-000000-000	12.00
<b>Receipt:</b>						<b>\$ 12.00</b>
75744	1	3/1/2021	RC	Yearbook ad sales	200-1690-9119-000000-000	45.00
75754	1	3/2/2021	RC	Yearbook ad sales	200-1690-9119-000000-000	160.00
75767	1	3/6/2021	RC	Yearbook ad sales	200-1690-9119-000000-000	85.00
75758	1	3/3/2021	RC	CACY Recycling	200-1690-9612-000000-000	16.08
<b>Fund: 300</b>						<b>\$ 306.08</b>
<b>Receipt: 1690</b>						<b>\$ 966.78</b>
75773	1	3/10/2021	RC	Ohio Health	300-1690-9600-000000-000	3,000.00
75790	2	3/15/2021	RC	Boys BB Regional Program Sales	300-1690-9600-000000-000	69.00
75773	2	3/10/2021	RC	Ohio Health	300-1690-9601-000000-000	12,500.00
<b>Receipt: 1890</b>						<b>\$ 15,569.00</b>
75790	1	3/15/2021	RC	Boys golf entry fee	300-1890-9600-000000-706	285.00
<b>Fund: 451</b>						<b>\$ 285.00</b>
<b>Receipt: 3219</b>						<b>\$ 15,854.00</b>
75785	1	3/19/2021	RC	Network Connectivity Revenue	451-3219-9021-000000-000	4,500.00
<b>Fund: 516</b>						<b>\$ 4,500.00</b>
<b>Receipt: 4220</b>						<b>\$ 4,500.00</b>
75742	1	3/3/2021	RC	IDEA-B Revenue	516-4220-9021-000000-000	48,321.12
75831	1	3/31/2021	RC	IDEA-B Revenue	516-4220-9021-000000-000	45,470.42
<b>Fund: 572</b>						<b>\$ 93,791.54</b>
<b>Receipt: 4220</b>						<b>\$ 93,791.54</b>
75743	1	3/4/2021	RC	Title I Revenue	572-4220-9021-000000-000	43,153.12
75830	1	3/31/2021	RC	Title I Revenue	572-4220-9021-000000-000	23,473.44
<b>Fund: 587</b>						<b>\$ 66,626.56</b>
<b>Receipt: 4220</b>						<b>\$ 66,626.56</b>

Reporting Period: April 2021 (FY 2021)  
Start Date: 3/01/2021  
End Date: 3/31/2021

4/13/21 3:57 PM

**LEXINGTON LOCAL SCHOOLS**  
**Receipts Ledger Report**

Receipt #	Line #	Date	Type	Description	Full Account Code	Amount
Receipt:	4220					
75741	1	3/3/2021	RC	ECSE Revenue	587-4220-9021-000000-000	\$ 2,248.72
						<u>\$ 2,248.72</u>
						<u>\$ 2,248.72</u>
Grand Total						\$ 2,336,647.56

Reporting Period: March 2021 (FY 2021)  
 As Of Period: 03/31/2021

4/14/21 2:51 PM

**LEXINGTON LOCAL SCHOOLS  
 Revenue Account Summary**

Fund-SCC	Description	FYTDReceivable	FYTD Received	MTD Received	YTD Received
SCC: 0000					
001-0000	GENERAL FUND	\$ 24,492,649.00	\$ 15,262,081.86	\$ 1,428,200.34	\$ 3,422,037.24
		<b>\$ 24,492,649.00</b>	<b>\$ 15,262,081.86</b>	<b>\$ 1,428,200.34</b>	<b>\$ 3,422,037.24</b>
SCC: 9412					
001-9412	GENERAL BUDGET RESERVE SET- ASIDE-1%/BWC	0.00	0.00	0.00	0.00
		<b>\$ 0.00</b>	<b>\$ 0.00</b>	<b>\$ 0.00</b>	<b>\$ 0.00</b>
SCC: 0000					
002-0000	BOND RETIREMENT FUND	3,169,000.00	1,520,766.32	109,414.52	109,414.52
003-0000	PERMANENT IMPROVEMENT FUND	724,334.00	354,225.01	23,723.40	23,723.40
004-0000	LFI BUILDING FUND	100,000.00	97,853.55	177.04	5,286.29
006-0000	FOOD SERVICE FUND	715,727.00	457,277.23	146,578.76	218,196.36
		<b>\$ 4,709,061.00</b>	<b>\$ 2,430,122.11</b>	<b>\$ 279,893.72</b>	<b>\$ 356,620.57</b>
SCC: 9100					
007-9100	LEXINGTON MINUTEMEN ACADEMIC SCHOLARSHIP FUND	11,000.00	9,098.07	141.60	3,282.00
		<b>\$ 11,000.00</b>	<b>\$ 9,098.07</b>	<b>\$ 141.60</b>	<b>\$ 3,282.00</b>
SCC: 9800					
007-9800	TERRY McCAMMON SCHOLARSHIP FUND	295.00	5,244.40	20.81	5,043.06
		<b>\$ 295.00</b>	<b>\$ 5,244.40</b>	<b>\$ 20.81</b>	<b>\$ 5,043.06</b>
SCC: 0000					
010-0000	CLASSROOM FACILITIES CONSTRUCTION FUND	400,000.00	400,924.30	763.36	22,320.81
		<b>\$ 400,000.00</b>	<b>\$ 400,924.30</b>	<b>\$ 763.36</b>	<b>\$ 22,320.81</b>
SCC: 9100					
018-9100	HIGH SCHOOL PRINCIPAL'S FUND	9,900.00	4,368.33	1,917.11	2,176.69
		<b>\$ 9,900.00</b>	<b>\$ 4,368.33</b>	<b>\$ 1,917.11</b>	<b>\$ 2,176.69</b>
SCC: 9101					
018-9101	HIGH SCHOOL FLOWER FUND	150.00	0.00	0.00	0.00
		<b>\$ 150.00</b>	<b>\$ 0.00</b>	<b>\$ 0.00</b>	<b>\$ 0.00</b>
SCC: 9200					
018-9200	JUNIOR HIGH PRINCIPAL'S FUND	5,100.00	5.00	0.00	0.00
		<b>\$ 5,100.00</b>	<b>\$ 5.00</b>	<b>\$ 0.00</b>	<b>\$ 0.00</b>
SCC: 9300					
018-9300	EASTERN PRINCIPAL'S FUND	2,500.00	1,000.01	0.00	0.00
		<b>\$ 2,500.00</b>	<b>\$ 1,000.01</b>	<b>\$ 0.00</b>	<b>\$ 0.00</b>
SCC: 9301					
018-9301	EASTERN ELEMENTARY BOOKFAIR/BOXTOPS FUND	6,500.00	0.00	0.00	0.00
		<b>\$ 6,500.00</b>	<b>\$ 0.00</b>	<b>\$ 0.00</b>	<b>\$ 0.00</b>
SCC: 9302					

Reporting Period: March 2021 (FY 2021)  
 As Of Period: 03/31/2021

4/14/21 2:51 PM

**LEXINGTON LOCAL SCHOOLS**  
**Revenue Account Summary**

Fund-SCC	Description	FYTDReceivable	FYTD Received	MTD Received	YTD Received
018-9302	EASTERN ELEMENTARY MATH	\$ 0.00	\$ 0.00	\$ 0.00	\$ 0.00
		<b>\$ 0.00</b>	<b>\$ 0.00</b>	<b>\$ 0.00</b>	<b>\$ 0.00</b>
SCC: 9303					
018-9303	EASTERN RUN CLUB	1,250.00	790.00	0.00	0.00
		<b>\$ 1,250.00</b>	<b>\$ 790.00</b>	<b>\$ 0.00</b>	<b>\$ 0.00</b>
SCC: 9400					
018-9400	CENTRAL PRINCIPAL'S FUND	4,600.00	1,774.21	750.51	788.51
		<b>\$ 4,600.00</b>	<b>\$ 1,774.21</b>	<b>\$ 750.51</b>	<b>\$ 788.51</b>
SCC: 9401					
018-9401	CENTRAL ELEMENTARY BOOKFAIR FUND	4,000.00	314.30	11.00	267.30
		<b>\$ 4,000.00</b>	<b>\$ 314.30</b>	<b>\$ 11.00</b>	<b>\$ 267.30</b>
SCC: 9402					
018-9402	CENTRAL ELEMENTARY ART	0.00	0.00	0.00	0.00
		<b>\$ 0.00</b>	<b>\$ 0.00</b>	<b>\$ 0.00</b>	<b>\$ 0.00</b>
SCC: 9500					
018-9500	WESTERN PRINCIPAL'S FUND	6,000.00	3,422.27	1,050.10	1,222.10
		<b>\$ 6,000.00</b>	<b>\$ 3,422.27</b>	<b>\$ 1,050.10</b>	<b>\$ 1,222.10</b>
SCC: 9501					
018-9501	WESTERN ELEMENTARY BOOKFAIR/BOXTOPS FUND	5,000.00	1,430.39	41.99	290.39
		<b>\$ 5,000.00</b>	<b>\$ 1,430.39</b>	<b>\$ 41.99</b>	<b>\$ 290.39</b>
SCC: 9503					
018-9503	WESTERN ELEMENTARY ART	0.00	0.00	0.00	0.00
		<b>\$ 0.00</b>	<b>\$ 0.00</b>	<b>\$ 0.00</b>	<b>\$ 0.00</b>
SCC: 9901					
018-9901	JUNIOR HIGH TEACHER ADVISORY FUND	0.00	0.00	0.00	0.00
		<b>\$ 0.00</b>	<b>\$ 0.00</b>	<b>\$ 0.00</b>	<b>\$ 0.00</b>
SCC: 9001					
019-9001	ACADEMIC BOOSTERS GRANTS	0.00	0.00	0.00	0.00
		<b>\$ 0.00</b>	<b>\$ 0.00</b>	<b>\$ 0.00</b>	<b>\$ 0.00</b>
SCC: 9121					
019-9121	CENTRAL ELEMENTARY PTO GRANTS	1,100.00	1,066.42	7.90	33.99
		<b>\$ 1,100.00</b>	<b>\$ 1,066.42</b>	<b>\$ 7.90</b>	<b>\$ 33.99</b>
SCC: 9122					
019-9122	EASTERN ELEMENTARY PTO GRANTS	1,100.00	1,066.37	7.89	33.96
		<b>\$ 1,100.00</b>	<b>\$ 1,066.37</b>	<b>\$ 7.89</b>	<b>\$ 33.96</b>
SCC: 9123					
019-9123	WESTERN ELEMENTARY PTO GRANTS	1,100.00	1,066.38	7.90	33.97

Reporting Period: March 2021 (FY 2021)  
 As Of Period: 03/31/2021

4/14/21 2:51 PM

**LEXINGTON LOCAL SCHOOLS**  
**Revenue Account Summary**

Fund-SCC	Description	FYTD Receivable	FYTD Received	MTD Received	YTD Received
		\$ 1,100.00	\$ 1,066.38	\$ 7.90	\$ 33.97
SCC:	<b>9200</b>				
019-9200	RICHLAND COUNTY FOUNDATION GRANT PLAYGROUND	\$ 0.00	\$ 0.00	\$ 0.00	\$ 0.00
		\$ 0.00	\$ 0.00	\$ 0.00	\$ 0.00
SCC:	<b>9218</b>				
019-9218	RICH CO FOUND-WRITE STUFF STEAM KIT	0.00	0.00	0.00	0.00
		\$ 0.00	\$ 0.00	\$ 0.00	\$ 0.00
SCC:	<b>9221</b>				
019-9221	RICH CO FOUND-SCIENCE DISCOVERY BINS	0.00	0.00	0.00	0.00
		\$ 0.00	\$ 0.00	\$ 0.00	\$ 0.00
SCC:	<b>9222</b>				
019-9222	RICH CO FOUND-ONE BIG HAPPY FAMILY	688.74	688.74	0.00	0.00
		\$ 688.74	\$ 688.74	\$ 0.00	\$ 0.00
SCC:	<b>9223</b>				
019-9223	RICH CO FOUND-MAKER MAVEN STEM	1,250.00	1,250.00	0.00	0.00
		\$ 1,250.00	\$ 1,250.00	\$ 0.00	\$ 0.00
SCC:	<b>9224</b>				
019-9224	RICH CO FOUND-STEM SNAP CIRCUITS	1,478.21	1,478.21	0.00	0.00
		\$ 1,478.21	\$ 1,478.21	\$ 0.00	\$ 0.00
SCC:	<b>9301</b>				
019-9301	RICH CO FOUND/SECO ROBOTICS GRANT (HEIMANN)	0.00	0.00	0.00	0.00
		\$ 0.00	\$ 0.00	\$ 0.00	\$ 0.00
SCC:	<b>9302</b>				
019-9302	RICH CO RETIRED TEACHERS ASSOC	0.00	0.00	0.00	0.00
		\$ 0.00	\$ 0.00	\$ 0.00	\$ 0.00
SCC:	<b>9601</b>				
022-9601	OHSAA TOURNAMENT AGENCY FUND	19,628.00	7,585.00	0.00	0.00
		\$ 19,628.00	\$ 7,585.00	\$ 0.00	\$ 0.00
SCC:	<b>0000</b>				
024-0000	EMPLOYEE BENEFITS FUND FOR MEDICAL/DENTAL	4,975,263.00	3,995,530.68	433,790.51	1,306,964.09
034-0000	OFCC PROJECT MAINTENANCE FUND	184,000.00	88,000.63	5,945.22	5,945.22
		\$ 5,159,263.00	\$ 4,083,531.31	\$ 439,735.73	\$ 1,312,909.31



Reporting Period: March 2021 (FY 2021)  
 As Of Period: 03/31/2021

4/14/21 2:51 PM

**LEXINGTON LOCAL SCHOOLS  
 Revenue Account Summary**

Fund-SCC	Description	FYTD Receivable	FYTD Received	MTD Received	YTD Received
200-9101	HIGH SCHOOL ART CLUB	\$ 279.00	\$ 0.00	\$ 0.00	\$ 0.00
		<b>\$ 279.00</b>	<b>\$ 0.00</b>	<b>\$ 0.00</b>	<b>\$ 0.00</b>
SCC: 9102					
200-9102	HIGH SCHOOL DRAMA CLUB	11,500.00	(104.00)	0.00	0.00
		<b>\$ 11,500.00</b>	<b>\$ (104.00)</b>	<b>\$ 0.00</b>	<b>\$ 0.00</b>
SCC: 9103					
200-9103	HIGH SCHOOL MATH CLUB	0.00	0.00	0.00	0.00
		<b>\$ 0.00</b>	<b>\$ 0.00</b>	<b>\$ 0.00</b>	<b>\$ 0.00</b>
SCC: 9104					
200-9104	HIGH SCHOOL LEADERSHIP COUNCIL	0.00	0.00	0.00	0.00
		<b>\$ 0.00</b>	<b>\$ 0.00</b>	<b>\$ 0.00</b>	<b>\$ 0.00</b>
SCC: 9105					
200-9105	HIGH SCHOOL FRENCH CLUB	45.00	30.00	0.00	0.00
		<b>\$ 45.00</b>	<b>\$ 30.00</b>	<b>\$ 0.00</b>	<b>\$ 0.00</b>
SCC: 9107					
200-9107	HIGH SCHOOL SPANISH CLUB	150.00	0.00	0.00	0.00
		<b>\$ 150.00</b>	<b>\$ 0.00</b>	<b>\$ 0.00</b>	<b>\$ 0.00</b>
SCC: 9108					
200-9108	HIGH SCHOOL LEO CLUB	600.00	0.00	0.00	0.00
		<b>\$ 600.00</b>	<b>\$ 0.00</b>	<b>\$ 0.00</b>	<b>\$ 0.00</b>
SCC: 9114					
200-9114	HIGH SCHOOL STUDENT COUNCIL FUND	2,500.00	0.00	0.00	0.00
		<b>\$ 2,500.00</b>	<b>\$ 0.00</b>	<b>\$ 0.00</b>	<b>\$ 0.00</b>
SCC: 9115					
200-9115	HIGH SCHOOL KEY CLUB	3,000.00	500.25	0.00	0.00
		<b>\$ 3,000.00</b>	<b>\$ 500.25</b>	<b>\$ 0.00</b>	<b>\$ 0.00</b>
SCC: 9116					
200-9116	HIGH SCHOOL CHESS CLUB	0.00	0.00	0.00	0.00
		<b>\$ 0.00</b>	<b>\$ 0.00</b>	<b>\$ 0.00</b>	<b>\$ 0.00</b>
SCC: 9119					
200-9119	HIGH SCHOOL YEARBOOK FUND	16,500.00	11,319.00	355.00	1,619.00
		<b>\$ 16,500.00</b>	<b>\$ 11,319.00</b>	<b>\$ 355.00</b>	<b>\$ 1,619.00</b>
SCC: 9120					
200-9120	HIGH SCHOOL JOURNALISM FUND	0.00	0.00	0.00	0.00
		<b>\$ 0.00</b>	<b>\$ 0.00</b>	<b>\$ 0.00</b>	<b>\$ 0.00</b>
SCC: 9121					
200-9121	HIGH SCHOOL NATIONAL HONOR SOCIETY	2,500.00	1,379.50	(288.00)	635.50
		<b>\$ 2,500.00</b>	<b>\$ 1,379.50</b>	<b>\$ (288.00)</b>	<b>\$ 635.50</b>
SCC: 9201					

Reporting Period: March 2021 (FY 2021)  
 As Of Period: 03/31/2021

4/14/21 2:51 PM

**LEXINGTON LOCAL SCHOOLS**  
**Revenue Account Summary**

Fund-SCC	Description	FYTD Receivable	FYTD Received	MTD Received	YTD Received
200-9201	JUNIOR HIGH ART CLUB	\$ 75.00	\$ 178.15	\$ 0.00	\$ 0.00
		<b>\$ 75.00</b>	<b>\$ 178.15</b>	<b>\$ 0.00</b>	<b>\$ 0.00</b>
SCC: 9204					
200-9204	JUNIOR HIGH STUDENT COUNCIL FUND	1,317.00	0.00	0.00	0.00
		<b>\$ 1,317.00</b>	<b>\$ 0.00</b>	<b>\$ 0.00</b>	<b>\$ 0.00</b>
SCC: 9205					
200-9205	JUNIOR HIGH LIBRARY CLUB	0.00	0.00	0.00	0.00
		<b>\$ 0.00</b>	<b>\$ 0.00</b>	<b>\$ 0.00</b>	<b>\$ 0.00</b>
SCC: 9301					
200-9301	EASTERN ELEMENTARY STUDENT ACTIVITY FUND	1,500.00	583.70	583.70	583.70
		<b>\$ 1,500.00</b>	<b>\$ 583.70</b>	<b>\$ 583.70</b>	<b>\$ 583.70</b>
SCC: 9302					
200-9302	EASTERN ELEMENTARY ROBOTICS FUND	850.00	0.00	0.00	0.00
		<b>\$ 850.00</b>	<b>\$ 0.00</b>	<b>\$ 0.00</b>	<b>\$ 0.00</b>
SCC: 9611					
200-9611	HIGH SCHOOL INFORMED TEENS FUND	0.00	0.00	0.00	0.00
		<b>\$ 0.00</b>	<b>\$ 0.00</b>	<b>\$ 0.00</b>	<b>\$ 0.00</b>
SCC: 9612					
200-9612	JUNIOR HIGH INFORMED TEENS FUND	1,000.00	32.70	16.08	16.08
		<b>\$ 1,000.00</b>	<b>\$ 32.70</b>	<b>\$ 16.08</b>	<b>\$ 16.08</b>
SCC: 9115					
300-9115	JAZZ BAND	0.00	0.00	0.00	0.00
		<b>\$ 0.00</b>	<b>\$ 0.00</b>	<b>\$ 0.00</b>	<b>\$ 0.00</b>
SCC: 9116					
300-9116	CHOIR	300.00	0.00	0.00	0.00
		<b>\$ 300.00</b>	<b>\$ 0.00</b>	<b>\$ 0.00</b>	<b>\$ 0.00</b>
SCC: 9206					
300-9206	JUNIOR HIGH PHYS ED DEPARTMENT FUND	2,800.00	150.00	0.00	0.00
		<b>\$ 2,800.00</b>	<b>\$ 150.00</b>	<b>\$ 0.00</b>	<b>\$ 0.00</b>
SCC: 9210					
300-9210	JR HIGH INSTRUMENTAL	0.00	0.00	0.00	0.00
		<b>\$ 0.00</b>	<b>\$ 0.00</b>	<b>\$ 0.00</b>	<b>\$ 0.00</b>
SCC: 9600					
300-9600	ATHLETIC FUND	196,500.00	99,910.81	3,354.00	26,627.00
		<b>\$ 196,500.00</b>	<b>\$ 99,910.81</b>	<b>\$ 3,354.00</b>	<b>\$ 26,627.00</b>
SCC: 9601					
300-9601	ATHLETIC CAPITAL FUND	25,000.00	12,500.00	12,500.00	12,500.00

Reporting Period: March 2021 (FY 2021)  
 As Of Period: 03/31/2021

4/14/21 2:51 PM

**LEXINGTON LOCAL SCHOOLS  
 Revenue Account Summary**

Fund-SCC	Description	FYTDReceivable	FYTD Received	MTD Received	YTD Received
		\$ 25,000.00	\$ 12,500.00	\$ 12,500.00	\$ 12,500.00
SCC:	<b>9602</b>				
300-9602	ORCHESTRA	\$ 0.00	\$ 0.00	\$ 0.00	\$ 0.00
		\$ 0.00	\$ 0.00	\$ 0.00	\$ 0.00
SCC:	<b>9603</b>				
300-9603	ELEMENTARY MUSIC	0.00	0.00	0.00	0.00
		\$ 0.00	\$ 0.00	\$ 0.00	\$ 0.00
SCC:	<b>9605</b>				
300-9605	BAND	0.00	0.00	0.00	0.00
		\$ 0.00	\$ 0.00	\$ 0.00	\$ 0.00
SCC:	<b>9021</b>				
451-9021	Network Connectivity FY 2021	9,000.00	9,000.00	4,500.00	4,500.00
		\$ 9,000.00	\$ 9,000.00	\$ 4,500.00	\$ 4,500.00
SCC:	<b>0000</b>				
467-0000	STUDENT WELLNESS AND SUCCESS FUND	313,072.28	410,490.45	0.00	289,826.45
		\$ 313,072.28	\$ 410,490.45	\$ 0.00	\$ 289,826.45
SCC:	<b>9021</b>				
499-9021	SCHOOL SAFETY GRANT FY21	10,500.00	12,100.92	0.00	12,100.92
		\$ 10,500.00	\$ 12,100.92	\$ 0.00	\$ 12,100.92
SCC:	<b>9121</b>				
499-9121	SCHOOL BUS PURCHASE PROGRAM	42,925.71	42,925.71	0.00	0.00
		\$ 42,925.71	\$ 42,925.71	\$ 0.00	\$ 0.00
SCC:	<b>9021</b>				
507-9021	ESSER FUNDING FY21	237,635.18	234,267.13	0.00	12,349.54
510-9021	CRF FUNDING FY21	118,824.75	118,824.75	0.00	92,861.61
		\$ 356,459.93	\$ 353,091.88	\$ 0.00	\$ 105,211.15
SCC:	<b>9020</b>				
516-9020	IDEA-B SPECIAL EDUCATION FY20	34,158.24	34,158.24	0.00	0.00
		\$ 34,158.24	\$ 34,158.24	\$ 0.00	\$ 0.00
SCC:	<b>9021</b>				
516-9021	IDEA-B SPECIAL EDUCATION FY21	586,242.19	307,919.38	93,791.54	175,985.42
		\$ 586,242.19	\$ 307,919.38	\$ 93,791.54	\$ 175,985.42
SCC:	<b>9020</b>				
572-9020	TITLE I FY20	37,225.31	34,683.37	0.00	0.00
		\$ 37,225.31	\$ 34,683.37	\$ 0.00	\$ 0.00
SCC:	<b>9021</b>				
572-9021	TITLE I FY21	266,587.05	188,453.96	66,626.56	111,779.54
		\$ 266,587.05	\$ 188,453.96	\$ 66,626.56	\$ 111,779.54
SCC:	<b>9020</b>				
587-9020	EARLY CHILDHOOD SPECIAL	3,304.44	3,304.44	0.00	0.00

Reporting Period: March 2021 (FY 2021)  
 As Of Period: 03/31/2021

4/14/21 2:51 PM

**LEXINGTON LOCAL SCHOOLS**  
**Revenue Account Summary**

Fund-SCC	Description	FYTD Receivable	FYTD Received	MTD Received	YTD Received
	EDUCATION IDEA FY20				
		\$ 3,304.44	\$ 3,304.44	\$ 0.00	\$ 0.00
SCC:	9021				
587-9021	EARLY CHILDHOOD SPECIAL EDUCATION IDEA FY21	\$ 15,153.47	\$ 9,171.16	\$ 2,248.72	\$ 6,044.15
590-9021	TITLE II-A IMPROVING TEACHER QUALITY FY21	52,936.51	39,702.38	0.00	16,795.91
599-9021	TITLE IV FY21	30,374.82	21,379.95	0.00	1,345.00
		<b>\$ 98,464.80</b>	<b>\$ 70,253.49</b>	<b>\$ 2,248.72</b>	<b>\$ 24,185.06</b>
SCC:	9921				
599-9921	RICHLAND COUNTY MOBILE HOT SPOT GRANT	20,800.00	20,800.00	0.00	0.00
		<b>\$ 20,800.00</b>	<b>\$ 20,800.00</b>	<b>\$ 0.00</b>	<b>\$ 0.00</b>
<b>Grand Total</b>		<b>\$ 36,888,768.90</b>	<b>\$ 23,831,969.63</b>	<b>\$ 2,336,237.56</b>	<b>\$ 5,892,629.72</b>

Reporting Period: March 2021 (FY 2021)  
 As Of Period: 03/31/2021

4/14/21 2:47 PM

**LEXINGTON LOCAL SCHOOLS**  
**Appropriation Account Summary**

Fund-SCC	Description	FYTD Appropriated	Prior Year Encumbrance	FYTD Expendable	FYTD Expended	MTD Expended	Encumbrance	Future Encumbrance	FYTD Unencumbered	Percent Expended/Encumbered
001-0000	GENERAL FUND	\$ 26,167,897.00	\$ 260,497.56	\$ 26,428,394.56	\$ 18,479,187.58	\$ 2,081,949.71	\$ 907,819.03	\$ (26,862.89)	\$ 7,041,387.95	73.36 %
001-9412	GENERAL BUDGET RESERVE SET-ASIDE-1%/BWC	0.00	0.00	0.00	0.00	0.00	0.00	0.00	0.00	0.00
002-0000	BOND RETIREMENT FUND	5,017,331.26	0.00	5,017,331.26	4,976,625.27	968,608.09	0.00	0.00	40,705.99	99.19
003-0000	PERMANENT IMPROVEMENT FUND	725,000.00	29,181.47	754,181.47	398,074.73	4,697.63	76,757.38	0.00	279,349.36	62.96
004-0000	LFI BUILDING FUND	10,092,430.78	881,259.00	10,973,689.78	1,520,615.06	264,825.05	15,862,586.26	(474,923.16)	(6,409,511.54)	158.41
006-0000	FOOD SERVICE FUND	718,008.01	1,431.04	719,439.05	570,864.96	66,736.42	34,924.07	(13,254.14)	113,650.02	84.20
007-9100	LEXINGTON MINUTEMEN ACADEMIC SCHOLARSHIP FUND	15,500.00	3,000.00	18,500.00	13,500.00	0.00	4,500.00	0.00	500.00	97.30
007-9800	TERRY McCAMMON SCHOLARSHIP FUND	0.00	0.00	0.00	0.00	0.00	0.00	0.00	0.00	0.00
010-0000	CLASSROOM FACILITIES CONSTRUCTION FUND	42,866,140.46	2,009,659.15	44,875,799.61	4,125,598.64	579,037.20	33,022,343.42	(1,100,000.00)	7,727,857.55	82.78
018-9100	HIGH SCHOOL PRINCIPAL'S FUND	10,604.30	0.00	10,604.30	2,072.91	541.25	7,878.35	(10.12)	653.04	93.84
018-9101	HIGH SCHOOL FLOWER FUND	209.00	0.00	209.00	65.00	65.00	0.00	0.00	144.00	31.10
018-9200	JUNIOR HIGH PRINCIPAL'S FUND	5,412.67	5,880.00	11,292.67	180.22	5.22	5,974.78	0.00	5,137.67	54.50
018-9300	EASTERN PRINCIPAL'S FUND	3,401.48	426.40	3,827.88	1,368.20	0.00	373.00	0.00	2,086.68	45.49
018-9301	EASTERN ELEMENTARY BOOKFAIR/BOXTOPS FUND	10,397.27	0.00	10,397.27	310.02	0.00	0.00	0.00	10,087.25	2.98
018-9302	EASTERN ELEMENTARY MATH	1,036.52	0.00	1,036.52	0.00	0.00	0.00	0.00	1,036.52	0.00
018-9303	EASTERN RUN CLUB	1,771.83	0.00	1,771.83	815.10	0.00	384.90	0.00	571.83	67.73
018-9400	CENTRAL PRINCIPAL'S FUND	7,500.00	1,282.91	8,782.91	2,384.00	328.55	721.48	0.00	5,677.43	35.36
018-9401	CENTRAL ELEMENTARY BOOKFAIR FUND	6,500.00	56.72	6,556.72	424.98	0.00	505.15	(153.70)	5,626.59	14.19
018-9402	CENTRAL	1,500.00	0.00	1,500.00	0.00	0.00	0.00	0.00	1,500.00	0.00

Reporting Period: March 2021 (FY 2021)  
 As Of Period: 03/31/2021

4/14/21 2:47 PM

**LEXINGTON LOCAL SCHOOLS**  
**Appropriation Account Summary**

Fund-SCC	Description	FYTD Appropriated	Prior Year Encumbrance	FYTD Expendable	FYTD Expended	MTD Expended	Encumbrance	Future Encumbrance	FYTD Unencumbered	Percent Expended/Encumbered
	ELEMENTARY ART									
018-9500	WESTERN PRINCIPAL'S FUND	\$ 9,500.00	\$ 201.50	\$ 9,701.50	\$ 1,386.47	\$ 952.08	\$ 1,628.96	\$ 0.00	\$ 6,686.07	31.08 %
018-9501	WESTERN ELEMENTARY BOOKFAIR/BOXTOP S FUND	6,500.00	0.00	6,500.00	0.00	0.00	0.00	0.00	6,500.00	0.00
018-9503	WESTERN ELEMENTARY ART	1,986.42	0.00	1,986.42	0.00	0.00	0.00	0.00	1,986.42	0.00
018-9901	JUNIOR HIGH TEACHER ADVISORY FUND	109.25	0.00	109.25	0.00	0.00	0.00	0.00	109.25	0.00
019-9001	ACADEMIC BOOSTERS GRANTS	769.07	0.00	769.07	0.00	0.00	0.00	0.00	769.07	0.00
019-9121	CENTRAL ELEMENTARY PTO GRANTS	2,306.26	443.64	2,749.90	998.89	500.00	250.00	0.00	1,501.01	45.42
019-9122	EASTERN ELEMENTARY PTO GRANTS	2,401.33	0.00	2,401.33	0.00	0.00	0.00	0.00	2,401.33	0.00
019-9123	WESTERN ELEMENTARY PTO GRANTS	3,139.13	0.00	3,139.13	0.00	0.00	0.00	0.00	3,139.13	0.00
019-9200	RICHLAND COUNTY FOUNDATION GRANT PLAYGROUND	200.00	0.00	200.00	0.00	0.00	0.00	0.00	200.00	0.00
019-9218	RICH CO FOUND-WRITE STUFF STEAM KIT	52.93	0.00	52.93	0.00	0.00	0.00	0.00	52.93	0.00
019-9221	RICH CO FOUND-SCIENCE DISCOVERY BINS	0.95	0.00	0.95	0.00	0.00	0.00	0.00	0.95	0.00
019-9222	RICH CO FOUND-ONE BIG HAPPY FAMILY	688.74	0.00	688.74	686.33	0.00	0.00	0.00	2.41	99.65
019-9223	RICH CO FOUND-MAKER MAVEN STEM	1,250.00	0.00	1,250.00	1,250.00	0.00	0.00	0.00	0.00	100.00
019-9224	RICH CO FOUND-STEM SNAP CIRCUITS	1,478.21	0.00	1,478.21	1,411.85	0.00	0.00	0.00	66.36	95.51
019-9301	RICH CO FOUND/SECO ROBOTICS GRANT (HEIMANN)	31.72	0.00	31.72	0.00	0.00	0.00	0.00	31.72	0.00
019-9302	RICH CO RETIRED TEACHERS ASSOC	150.00	0.00	150.00	0.00	0.00	0.00	0.00	150.00	0.00

**LEXINGTON LOCAL SCHOOLS**  
**Appropriation Account Summary**

Fund-SCC	Description	FYTD Appropriated	Prior Year Encumbrance	FYTD Expendable	FYTD Expended	MTD Expended	Encumbrance	Future Encumbrance	FYTD Unencumbered	Percent Expended/Encumbered
022-9601	OHSAA TOURNAMENT AGENCY FUND	\$ 19,628.00	\$ (6,642.92)	\$ 12,985.08	\$ 2,355.72	\$ 0.00	\$ 15,500.00	\$ 0.00	\$ (4,870.64)	137.51 %
024-0000	EMPLOYEE BENEFITS FUND FOR MEDICAL/DENTAL	5,096,545.00	0.00	5,096,545.00	4,285,395.48	534,285.76	394,827.00	0.00	416,322.52	91.83
034-0000	OFCC PROJECT MAINTENANCE FUND	5,000.00	0.00	5,000.00	1,459.18	148.82	0.00	0.00	3,540.82	29.18
200-9101	HIGH SCHOOL ART CLUB	651.46	0.00	651.46	0.00	0.00	0.00	0.00	651.46	0.00
200-9102	HIGH SCHOOL DRAMA CLUB	20,000.00	4,599.04	24,599.04	0.00	0.00	0.00	0.00	24,599.04	0.00
200-9103	HIGH SCHOOL MATH CLUB	52.70	0.00	52.70	0.00	0.00	0.00	0.00	52.70	0.00
200-9104	HIGH SCHOOL LEADERSHIP COUNCIL	697.11	0.00	697.11	0.00	0.00	0.00	0.00	697.11	0.00
200-9105	HIGH SCHOOL FRENCH CLUB	379.75	0.00	379.75	0.00	0.00	0.00	0.00	379.75	0.00
200-9107	HIGH SCHOOL SPANISH CLUB	718.50	(80.24)	638.26	0.00	0.00	0.00	0.00	638.26	0.00
200-9108	HIGH SCHOOL LEO CLUB	1,000.00	518.13	1,518.13	0.00	0.00	0.00	0.00	1,518.13	0.00
200-9114	HIGH SCHOOL STUDENT COUNCIL FUND	2,500.00	(19.45)	2,480.55	0.00	0.00	500.00	0.00	1,980.55	20.16
200-9115	HIGH SCHOOL KEY CLUB	1,000.00	0.00	1,000.00	490.00	0.00	0.00	0.00	510.00	49.00
200-9116	HIGH SCHOOL CHESS CLUB	321.00	0.00	321.00	0.00	0.00	0.00	0.00	321.00	0.00
200-9119	HIGH SCHOOL YEARBOOK FUND	20,000.00	4,831.20	24,831.20	1,167.74	0.00	3,663.46	0.00	20,000.00	19.46
200-9120	HIGH SCHOOL JOURNALISM FUND	250.00	0.00	250.00	0.00	0.00	0.00	0.00	250.00	0.00
200-9121	HIGH SCHOOL NATIONAL HONOR SOCIETY	1,500.00	0.00	1,500.00	964.05	0.00	220.95	(199.60)	315.00	79.00
200-9201	JUNIOR HIGH ART CLUB	616.33	0.00	616.33	0.00	0.00	0.00	0.00	616.33	0.00
200-9204	JUNIOR HIGH STUDENT COUNCIL FUND	1,500.00	0.00	1,500.00	0.00	0.00	0.00	0.00	1,500.00	0.00
200-9205	JUNIOR HIGH LIBRARY CLUB	77.65	0.00	77.65	0.00	0.00	0.00	0.00	77.65	0.00
200-9301	EASTERN ELEMENTARY	2,000.00	0.00	2,000.00	253.65	138.35	961.28	0.00	785.07	60.75

Reporting Period: March 2021 (FY 2021)

4/14/21 2:47 PM

As Of Period: 03/31/2021

**LEXINGTON LOCAL SCHOOLS**  
**Appropriation Account Summary**

Fund-SCC	Description	FYTD Appropriated	Prior Year Encumbrance	FYTD Expendable	FYTD Expended	MTD Expended	Encumbrance	Future Encumbrance	FYTD Unencumbered	Percent Expended/Encumbered
	STUDENT ACTIVITY FUND									
200-9302	EASTERN ELEMENTARY ROBOTICS FUND	\$ 1,425.16	\$ 0.00	\$ 1,425.16	\$ 0.00	\$ 0.00	\$ 0.00	\$ 0.00	\$ 1,425.16	0.00 %
200-9611	HIGH SCHOOL INFORMED TEENS FUND	903.63	0.00	903.63	0.00	0.00	0.00	0.00	903.63	0.00
200-9612	JUNIOR HIGH INFORMED TEENS FUND	1,544.18	0.00	1,544.18	0.00	0.00	0.00	0.00	1,544.18	0.00
300-9115	JAZZ BAND	1,000.00	0.00	1,000.00	0.00	0.00	755.00	0.00	245.00	75.50
300-9116	CHOIR	1,584.95	0.00	1,584.95	0.00	0.00	0.00	0.00	1,584.95	0.00
300-9206	JUNIOR HIGH PHYS ED DEPARTMENT FUND	3,000.00	(43.88)	2,956.12	202.92	0.00	1,319.39	0.00	1,433.81	51.50
300-9210	JR HIGH INSTRUMENTAL	41.03	0.00	41.03	0.00	0.00	0.00	0.00	41.03	0.00
300-9600	ATHLETIC FUND	198,700.00	1,296.44	199,996.44	118,902.78	14,202.13	26,484.77	(453.97)	54,608.89	72.70
300-9601	ATHLETIC CAPITAL FUND	45,000.00	0.00	45,000.00	535.00	535.00	1,065.00	0.00	43,400.00	3.56
300-9602	ORCHESTRA	63.22	0.00	63.22	0.00	0.00	0.00	0.00	63.22	0.00
300-9603	ELEMENTARY MUSIC	1,572.09	0.00	1,572.09	0.00	0.00	0.00	0.00	1,572.09	0.00
300-9605	BAND	232.95	0.00	232.95	0.00	0.00	0.00	0.00	232.95	0.00
451-9021	Network Connectivity FY 2021	9,000.00	0.00	9,000.00	9,000.00	0.00	0.00	0.00	0.00	100.00
467-0000	STUDENT WELLNESS AND SUCCESS FUND	313,958.80	19,964.28	333,923.08	262,770.16	36,645.30	27,119.32	(229.71)	44,033.60	86.81
499-9021	SCHOOL SAFETY GRANT FY21	10,500.00	0.00	10,500.00	2,709.00	2,709.00	0.00	0.00	7,791.00	25.80
499-9121	SCHOOL BUS PURCHASE PROGRAM	42,925.71	0.00	42,925.71	42,925.71	0.00	0.00	0.00	0.00	100.00
507-9021	ESSER FUNDING FY21	23,763.52	0.00	23,763.52	20,395.47	0.00	3,368.05	0.00	0.00	100.00
510-9021	CRF FUNDING FY21	118,824.75	0.00	118,824.75	118,824.75	0.00	0.00	0.00	0.00	100.00
516-9020	IDEA-B SPECIAL EDUCATION FY20	7,325.13	14,133.53	21,458.66	7,325.13	0.00	0.00	0.00	14,133.53	34.14
516-9021	IDEA-B SPECIAL EDUCATION FY21	572,108.66	0.00	572,108.66	315,145.87	47,488.59	137,945.88	(9,621.01)	119,016.91	79.20
572-9020	TITLE I FY20	9,249.35	1,187.16	10,436.51	10,436.51	0.00	0.00	0.00	0.00	100.00
572-9021	TITLE I FY21	269,128.99	0.00	269,128.99	195,774.21	28,254.90	3,578.15	(585.00)	69,776.63	74.07
587-9020	EARLY CHILDHOOD	0.00	60.00	60.00	0.00	0.00	0.00	0.00	60.00	0.00



Reporting Period: March 2021 (FY 2021)

4/14/21 2:47 PM

As Of Period: 03/31/2021

**LEXINGTON LOCAL SCHOOLS**  
**Appropriation Account Summary**

Fund-SCC	Description	FYTD Appropriated	Prior Year Encumbrance	FYTD Expendable	FYTD Expended	MTD Expended	Encumbrance	Future Encumbrance	FYTD Unencumbered	Percent Expended/Encumbered
	SPECIAL EDUCATION IDEA FY20									
587-9021	EARLY CHILDHOOD SPECIAL EDUCATION IDEA FY21	\$ 15,093.47	\$ 0.00	\$ 15,093.47	\$ 11,855.66	\$ 2,581.44	\$ 3,531.14	\$ (309.18)	\$ (293.33)	101.94 %
590-9021	TITLE II-A IMPROVING TEACHER QUALITY FY21	52,936.51	0.00	52,936.51	52,936.51	3,831.67	0.00	0.00	0.00	100.00
599-9021	TITLE IV FY21	30,374.82	0.00	30,374.82	21,379.95	0.00	0.00	0.00	8,994.87	70.39
599-9921	RICHLAND COUNTY MOBILE HOT SPOT GRANT	20,800.00	0.00	20,800.00	17,173.04	3,012.00	3,186.50	0.00	440.46	97.88
<b>Grand Total</b>		<b>\$ 92,606,699.01</b>	<b>\$ 3,233,122.68</b>	<b>\$ 95,839,821.69</b>	<b>\$ 35,598,198.70</b>	<b>\$ 4,642,079.16</b>	<b>\$ 50,550,672.67</b>	<b>\$ (1,626,602.48)</b>	<b>\$ 9,690,950.32</b>	