


LEXINGTON LOCAL SCHOOLS



FINANCIAL REPORT
FOR THE PERIOD ENDING
JANUARY 31, 2021

PREPARED BY
JASON WHITESEL, TREASURER

DATE: 02/04/2021
TIME: 16:08

LEXINGTON LOCAL SCHOOLS
CASH RECONCILIATION AS OF 01/31/2021

PAGE: 1
(USAEMSED)

	SUB-TOTALS	TOTALS
	-----	-----
Gross Depository Balances:		
RICHLAND BANK MMA 5719	\$ 2,890,886.69	
RICHLAND BANK SWEEP ACCT 3520	1,205,870.67	
RICHLAND BANK GENERAL ACCT 0580	300,675.00	
RICHLAND BANK ANTHEM SWEEP 3523	1,076,650.09	
RICHLAND BANK EE BENEFITS 3180	0.00	
RICHLAND BANK PAYROLL ACCT 9780	7,603.92	
RICHLAND BANK ATHLETIC ACCT 3280	1,877.50	

Total Depository Balances (Gross)		\$ 5,483,563.87
Adjustments to Bank Balance:		
Cash in Transit to Bank	\$ 6,806.25	
Outstanding Checks	1,107,589.76-	
Adjustments	476.19-	
Outstanding Vision Adj \$22.13		
Municipal Income Tax -\$498.32		

Total Adjustments to Bank Balance		1,101,259.70-
Investments:		
Treasury Bonds and Notes	\$ 37,991,467.35	
Certificate of Deposits	4,433,000.00	
Other Securities	10,482,821.75	
Other Investments:		
Richland Bank MMA (5750)	252,156.61	
RICHLAND BANK MMA (R252)	3,502,066.96	
Richland Bank MMA/Sav (R252)	248,000.00	

Total Investments		56,909,512.67
Cash on Hand:		
Petty Cash:		
TREASURER'S OFFICE	\$ 100.00	
HIGH SCHOOL	50.00	
JUNIOR HIGH SCHOOL	50.00	
EASTERN, CENTRAL, WESTERN	100.00	
Change Cash:		
ATHLETIC CHANGE	\$ 3,000.00	
CAFETERIA CHANGE	333.00	
JUNIOR HIGH SCHOOL	100.00	
Cash with Fiscal Agent	0.00	

Total Cash on Hand		3,733.00

Total Balances		\$ 61,295,549.84
		=====
Total Fund Balance		\$ 61,295,549.84
		=====
Depository Clearance Accounts:		

January 01, 2021 through January 31, 2021

Account Name : Lexington Local SD Managing Agency

Account No : 5750

Summary Of Investment Holdings

Quantity	Description			Unit Value	Market Value	Tax Cost	Estimated Ann Inc	Yield To Mkt
<u>Money Markets - Taxable</u>								
252,156.61	Northern Instl Government Select Portfolio			1.0000	252,156.61	252,156.61	75.65	0.03%
Totals					252,156.61	252,156.61	75.65	0.03%
<u>Marketable CDs</u>								
200,000	Goldman Sachs Bank USA	1.850%	02/17/2021	100.0945	200,189.00	200,000.00	3,700.00	1.85%
200,000	MB Financial Bank NA	1.400%	03/30/2021	100.1823	200,364.60	200,000.00	2,800.00	1.40%
100,000	BankVista	1.400%	04/06/2021	100.2543	100,254.30	100,000.00	1,400.00	1.40%
200,000	Bank of Santa Clarita CA	1.400%	04/15/2021	100.2892	200,578.40	200,000.00	2,800.00	1.40%
200,000	Stearns Bank NA	1.950%	09/29/2021	101.2875	202,575.00	200,000.00	3,900.00	1.93%
200,000	Citibank NA	3.150%	10/26/2021	102.3090	204,618.00	200,000.00	6,300.00	3.08%
200,000	BMW Bank North America	3.050%	12/28/2021	102.7491	205,498.20	200,000.00	6,100.00	2.97%
100,000	Medallion Bank UT	3.050%	01/10/2022	102.8466	102,846.60	100,000.00	3,050.00	2.97%
150,000	TIAA FSB	2.850%	02/22/2022	102.9740	154,461.00	150,000.00	4,275.00	2.77%
200,000	Bridgewater Bank Bloom MN	1.900%	02/28/2022	102.0013	204,002.60	200,000.00	3,800.00	1.86%
200,000	Continental Bank UT	1.900%	06/22/2022	102.5485	205,097.00	200,000.00	3,800.00	1.85%
200,000	American Express Centurion	2.400%	09/12/2022	103.5766	207,153.20	200,000.00	4,800.00	2.32%
200,000	Discover Bank	2.250%	09/27/2022	103.5740	207,148.00	200,000.00	4,500.00	2.17%
200,000	Sallie Mae Bank SLC UT	2.500%	12/13/2022	104.4868	208,973.60	200,000.00	5,000.00	2.39%
25,000	State Bank of India NY	3.000%	03/06/2023	106.0396	26,509.90	25,000.00	750.00	2.83%
200,000	Comenity Capital Bank	2.700%	04/17/2023	105.6969	211,393.80	200,000.00	5,400.00	2.55%
150,000	Merrick Bank	2.050%	07/12/2023	104.6576	156,986.40	150,000.00	3,075.00	1.96%
200,000	Luana Savings Bank	0.200%	12/29/2023	100.0301	200,060.20	200,000.00	400.00	0.20%
100,000	Border State Bank	1.100%	03/27/2024	102.7972	102,797.20	100,000.00	1,100.00	1.07%
248,000	Live Oak Banking Company	1.250%	09/13/2024	103.5741	256,863.77	248,000.00	3,100.00	1.21%
Totals					3,558,370.77	3,473,000.00	70,050.00	1.97%

January 01, 2021 through January 31, 2021

Account Name : Lexington Local SD Managing Agency

Account No : 5750

Summary Of Investment Holdings

Quantity	Description		Unit Value	Market Value	Tax Cost	Estimated Ann Inc	Yield To Mkt
<u>U.S. Treasury Bills</u>							
200,000	US Treasury Bill United States Treas Bills Dt 022720-022521 Dtd 02/27/20 Mat 02/25/21	02/25/2021	99.9967	199,993.40	199,878.67	0.00	0.00%
<i>Totals</i>				199,993.40	199,878.67	0.00	0.00%
<u>Commercial Paper - Corporate</u>							
250,000	Lloyds Bk Corporate Mkts Com	02/09/2021	99.8350	249,587.46	249,709.72	549.73	0.22%
<i>Totals</i>				249,587.46	249,709.72	549.73	0.22%
<u>U.S. Govt Agy-Exempt State</u>							
325,000	FFCB	0.300% 04/27/2022	100.1959	325,636.75	325,721.51	975.00	0.30%
250,000	FFCB Dtd 09/08/20	0.220% 09/08/2023	100.0532	250,132.94	249,862.50	550.00	0.22%
150,000	FFCB	1.690% 02/12/2024	100.0477	150,071.54	150,000.00	2,535.00	1.69%
200,000	FFCB	0.430% 10/15/2024	99.8047	199,609.35	200,000.00	860.00	0.43%
<i>Totals</i>				925,450.58	925,584.01	4,920.00	0.53%
<u>U.S. Govt Agy-Non-Ex St-Int Only</u>							
250,000	FHLMC 0.4000% 10/23/23	0.400% 10/23/2023	100.1295	250,323.75	250,000.00	1,000.00	0.40%
<i>Totals</i>				250,323.75	250,000.00	1,000.00	0.40%
<i>Grand Total</i>				5,435,882.67	5,350,329.01	76,595.38	1.41%

Gain or Loss amounts and transactions, as shown, may not reflect the amount to be used for income tax purposes.

January 01, 2021 through January 31, 2021

Account Name : Lexington Local SD Bond Acct Man Agcy

Account No : R252

Summary Of Investment Holdings

Quantity	Description		Unit Value	Market Value	Tax Cost	Estimated Ann Inc To Mkt	Yield	
<u>Money Markets - Taxable</u>								
3,502,066.96	Northern Instl Government Select Portfolio		1.0000	3,502,066.96	3,502,066.96	1,050.62	0.03%	
Totals				3,502,066.96	3,502,066.96	1,050.62	0.03%	
<u>Money Markets/Savings - Taxable</u>								
248,000	Park National Bank FDIC Account P250		1.0000	248,000.00	248,000.00	49.60	0.02%	
Totals				248,000.00	248,000.00	49.60	0.02%	
<u>Marketable CDs</u>								
240,000	First Foundation Bank	1.600%	02/04/2021	100.0257	240,061.68	240,000.00	3,840.00	1.60%
240,000	Hardin County Bank	1.600%	02/05/2021	100.0300	240,072.00	240,000.00	3,840.00	1.60%
240,000	Haven Savings Bank	1.600%	02/12/2021	100.0599	240,143.76	240,000.00	3,840.00	1.60%
240,000	Ally Bank Midvale UT	1.000%	04/23/2021	100.2232	240,535.68	240,000.00	2,400.00	1.00%
Totals					960,813.12	960,000.00	13,920.00	1.45%
<u>U.S. Treasury Bills</u>								
10,000,000	US Treasury Bill	0.105%	02/04/2021	99.9996	9,999,960.00	9,994,691.70	0.00	0.00%
	United States Treas Bills Dt 080620-020421							
	02/04/21							
10,000,000	US Treasury Bill		10/07/2021	99.9449	9,994,490.00	9,987,361.10	9,094.99	0.09%
Totals					19,994,450.00	19,982,052.80	9,094.99	0.05%
<u>Corporate Bonds</u>								
5,000,000	US Treasury Bills		05/13/2021	99.9790	4,998,950.00	4,997,219.45	0.00	0.00%
10,000,000	US Treasury Bill	0.140%	08/12/2021	99.9627	9,996,270.00	9,985,844.40	0.00	0.00%
	United States Treas Bills Dl 081320-081221							
	08/12/21							
Totals					14,995,220.00	14,983,063.85	0.00	0.00%
<u>Commercial Paper - Corporate</u>								
2,500,000	Agricultural Bk China		03/23/2021	99.9032	2,497,580.55	2,497,580.55	6,500.00	0.26%

January 01, 2021 through January 31, 2021

Account Name : Lexington Local SD Bond Acct Man Agcy

Account No : R252

Summary Of Investment Holdings

Quantity	Description			Unit Value	Market Value	Tax Cost	Estimated Ann Inc To Mkt	Yield	
2,500,000	Concord Minutemen Cap Co LLC		06/14/2021	99.8785	2,496,961.80	2,496,961.81	6,250.00	0.25%	
2,750,000	Lloyds Bk Corp Mkts Plc Com'		06/25/2021	99.8665	2,746,327.98	2,746,327.99	5,225.00	0.19%	
	Lloyds Bk Corporate Mkts Plc 0								
2,500,000	Banco De Credito E Com'l Pap		08/02/2021	99.4690	2,486,726.00	2,492,241.68	11,736.50	0.47%	
<i>Totals</i>					10,227,596.33	10,233,112.03	29,711.50	0.29%	
<u>U.S. Govt Agv-Exempt State</u>									
1,250,000	FHLB	.1	0.125%	10/15/2021	100.0504	1,250,630.30	1,250,000.00	1,562.50	0.12%
400,000	FFCB		0.300%	04/27/2022	100.1959	400,783.70	400,888.02	1,200.00	0.30%
<i>Totals</i>					1,651,414.00	1,650,888.02	2,762.50	0.17%	
<i>Grand Total</i>					51,579,560.41	51,559,183.66	56,589.21	0.11%	

Gain or Loss amounts and transactions, as shown, may not reflect the amount to be used for income tax purposes.

LEXINGTON LOCAL SCHOOLS
INVESTMENT REPORT FOR THE MONTH ENDING
JANUARY 31, 2021

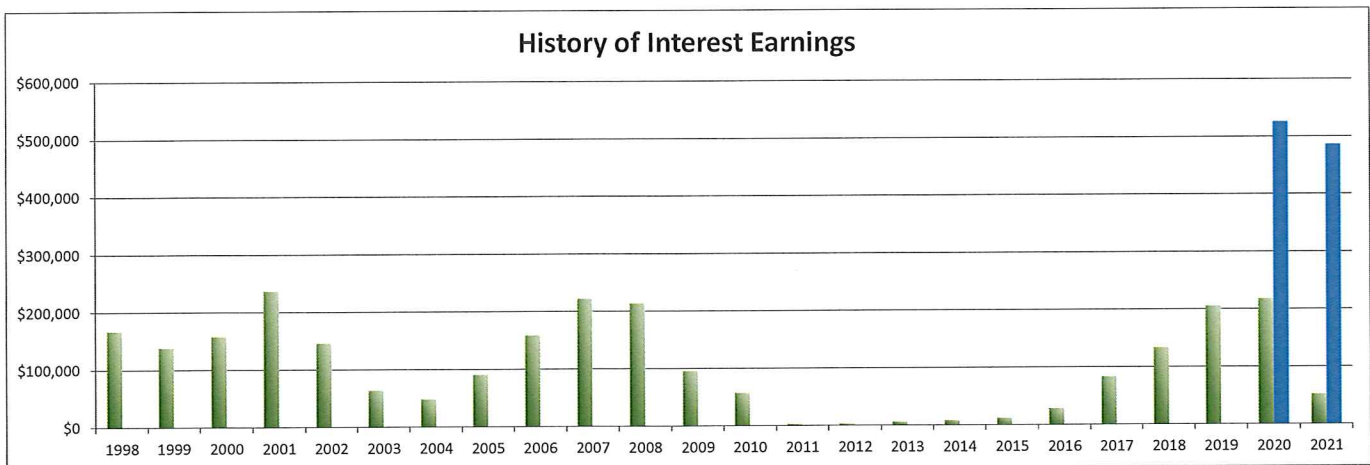
INTEREST EARNED:	THIS MONTH	FISCAL YEAR TO DATE
Richland Bank, General Sweep	\$11.21	\$669.15
Richland Bank, General MMA	\$183.59	\$3,283.60
Richland Bank, Anthem Sweep	\$19.04	\$302.89
Star Ohio	\$0.00	\$0.00
CDs, Bonds, and other investments	\$2,110.77	\$47,943.84
TOTAL INTEREST RECEIVED	\$2,324.61	\$52,199.48

INTEREST EARNED (LEX BOND ACCT)	THIS MONTH	FISCAL YEAR TO DATE
Richland Bank, General Sweep	\$0.00	\$0.00
Richland Bank, General MMA	\$0.00	\$0.00
Richland Bank, Anthem Sweep	\$0.00	\$0.00
Star Ohio	\$0.00	\$0.00
CDs, Bonds, and other investments	\$14,950.75	\$486,121.50
TOTAL INTEREST RECEIVED	\$14,950.75	\$486,121.50

History of Interest Earnings	Fiscal Year	Interest Earnings
	1998	\$ 167,057.52
	1999	\$ 138,113.69
	2000	\$ 157,991.72
	2001	\$ 236,839.79
	2002	\$ 146,052.34
	2003	\$ 63,712.36
	2004	\$ 47,970.95
	2005	\$ 90,719.94
	2006	\$ 158,724.51
	2007	\$ 221,998.86
	2008	\$ 213,660.34
	2009	\$ 95,639.63
	2010	\$ 56,860.22
	2011	\$ 3,001.78
	2012	\$ 3,090.00
	2013	\$ 5,758.97
	2014	\$ 8,349.92
	2015	\$ 11,765.22
	2016	\$ 28,300.22
	2017	\$ 83,194.26
	2018	\$ 133,582.49
	2019	\$ 205,588.68
	2020	\$ 218,228.66
FISCAL Year To Date	2021	\$52,199.48

Lex Bond Acct Interest Earnings	Fiscal Year	Interest Earnings
	2020	\$526,044.24
FISCAL Year To Date	2021	\$486,121.50

Total Interest Earnings 1998 to Present	\$ 2,548,401.55
--	------------------------



FINANCIAL SUMMARY REPORT
Processing Month: January 2021
LEXINGTON LOCAL SCHOOLS

Fnd	Sec	Description	Beginning Balance	MTD Revenues	FYTD Revenues	MTD Expenditures	FYTD Expenditures	Current Available Balance
001	0000	GENERAL FUND	9,139,919.40	926,709.62	12,766,754.24	2,298,493.15	14,408,969.35	7,497,704.29
001	9412	GENERAL BUDGET RESERVE SE	87,928.97	.00	.00	.00	.00	87,928.97
002	0000	BOND RETIREMENT FUND	3,451,178.58	.00	1,411,351.80	.00	4,008,017.18	854,513.20
003	0000	PERMANENT IMPROVEMENT FUN	148,007.09	.00	330,501.61	1,321.63	393,377.10	85,131.60
004	0000	LFI BUILDING FUND	10,873,689.78	2,879.31	95,446.57	206,347.83	1,053,928.53	9,915,207.82
006	0000	FOOD SERVICE FUND	3,725.01	2,973.73	242,054.60	71,959.91	437,430.89	191,651.28-
007	9100	LEXINGTON MINUTEMEN ACADE	131,732.05	33.07	5,849.14	9,000.00	11,000.00	126,581.19
007	9800	TERRY McCAMMON SCHOLARSHI	13,463.82	5,004.88	5,206.22	.00	.00	18,670.04
010	0000	CLASSROOM FACILITIES CONS	44,475,799.61	12,071.44	390,674.93	647,528.43	3,297,111.44	41,569,363.10
018	9100	HIGH SCHOOL PRINCIPAL'S F	704.30	137.80	2,329.44	45.33	889.57	2,144.17
018	9101	HIGH SCHOOL FLOWER FUND	59.00	.00	.00	.00	.00	59.00
018	9200	JUNIOR HIGH PRINCIPAL'S F	6,192.67	.00	5.00	35.00	175.00	6,022.67
018	9300	EASTERN PRINCIPAL'S FUND	1,327.88	.00	1,000.01	22.00	1,368.20	959.69
018	9301	EASTERN ELEMENTARY BOOKFA	3,897.27	.00	.00	.00	.00	3,897.27
018	9302	EASTERN ELEMENTARY MATH	1,036.52	.00	.00	.00	.00	1,036.52
018	9303	EASTERN RUN CLUB	521.83	.00	790.00	.00	815.10	496.73
018	9400	CENTRAL PRINCIPAL'S FUND	9,360.43	36.00	1,021.70	308.64	1,644.99	8,737.14
018	9401	CENTRAL ELEMENTARY BOOKFA	4,952.39	211.30	258.30	153.40-	241.45	4,969.24
018	9402	CENTRAL ELEMENTARY ART	1,941.37	.00	.00	.00	.00	1,941.37
018	9500	WESTERN PRINCIPAL'S FUND	17,504.29	517.51	2,717.68	.00	176.98	20,044.99
018	9501	WESTERN ELEMENTARY BOOKFA	2,694.58	248.40	1,388.40	.00	.00	4,082.98
018	9503	WESTERN ELEMENTARY ART	1,986.42	.00	.00	.00	.00	1,986.42
018	9901	JUNIOR HIGH TEACHER ADVIS	109.25	.00	.00	.00	.00	109.25
019	9001	ACADEMIC BOOSTERS GRANTS	769.07	.00	.00	.00	.00	769.07
019	9121	CENTRAL ELEMENTARY PTO GR	1,649.90	4.29	1,036.72	.00	498.89	2,187.73
019	9122	EASTERN ELEMENTARY PTO GR	1,301.33	4.28	1,036.69	.00	.00	2,338.02
019	9123	WESTERN ELEMENTARY PTO GR	2,039.13	4.28	1,036.69	.00	.00	3,075.82
019	9200	RICHLAND COUNTY FOUNDATIO	200.00	.00	.00	.00	.00	200.00
019	9218	RICH CO FOUN-WRITE STUFF	52.93	.00	.00	.00	.00	52.93
019	9221	RICH CO FOUN-SCIENCE DIS	.95	.00	.00	.00	.00	.95
019	9222	RICH CO FOUN-ONE BIG HAP	.00	.00	688.74	.00	.00	688.74
019	9223	RICH CO FOUN-MAKER HAVEN	.00	.00	1,250.00	.00	1,250.00	.00
019	9224	RICH CO FOUN-STEM SNAP C	.00	.00	1,478.21	.00	1,411.85	66.36
019	9301	RICH CO FOUN/SECO ROBOTI	31.72	.00	.00	.00	.00	31.72
019	9302	RICH CO RETIRED TEACHERS	150.00	.00	.00	.00	.00	150.00
022	9601	DHSAA TOURNAMENT AGENCY F	.00	.00	7,585.00	.00	2,355.72	5,229.28
024	0000	EMPLOYEE BENEFITS FUND FD	1,175,867.00	440,038.67	3,128,605.26	298,948.47	3,317,828.49	986,643.77
034	0000	DFCC PROJECT MAINTENANCE	100,349.93	.00	82,055.41	.00	1,310.36	181,094.98
200	9101	HIGH SCHOOL ART CLUB	372.46	.00	.00	.00	.00	372.46
200	9102	HIGH SCHOOL DRAMA CLUB	23,990.34	.00	104.00-	.00	.00	23,886.34
200	9103	HIGH SCHOOL MATH CLUB	52.70	.00	.00	.00	.00	52.70
200	9104	HIGH SCHOOL LEADERSHIP CO	697.11	.00	.00	.00	.00	697.11
200	9105	HIGH SCHOOL FRENCH CLUB	334.75	.00	30.00	.00	.00	364.75
200	9107	HIGH SCHOOL SPANISH CLUB	568.50	.00	.00	.00	.00	568.50
200	9108	HIGH SCHOOL LED CLUB	2,168.50	.00	.00	.00	.00	2,168.50
200	9114	HIGH SCHDOL STUDENT COUNC	2,286.95	.00	.00	.00	.00	2,286.95

FINANCIAL SUMMARY REPORT
Processing Month: January 2021
LEXINGTON LOCAL SCHOOLS

Fnd	Sc	Description	Beginning Balance	MTD Revenues	FYTD Revenues	MTD Expenditures	FYTD Expenditures	Current Available Balance
200	9115	HIGH SCHOOL KEY CLUB	1,605.60	.00	500.25	.00	490.00	1,615.85
200	9116	HIGH SCHOOL CHESS CLUB	321.00	.00	.00	.00	.00	321.00
200	9119	HIGH SCHOOL YEARBOOK FUND	44,489.20	1,104.00	10,804.00	.00	1,167.74	54,125.46
200	9120	HIGH SCHOOL JOURNALISM FU	505.44	.00	.00	.00	.00	505.44
200	9121	HIGH SCHOOL NATIONAL HOND	200.98	923.50	1,667.50	.00	964.05	904.43
200	9201	JUNIOR HIGH ART CLUB	541.33	.00	178.15	.00	.00	719.48
200	9204	JUNIOR HIGH STUDENT COUNC	1,890.27	.00	.00	.00	.00	1,890.27
200	9205	JUNIOR HIGH LIBRARY CLUB	77.65	.00	.00	.00	.00	77.65
200	9301	EASTERN ELEMENTARY STUDEN	1,214.93	.00	.00	.00	115.30	1,099.63
200	9302	EASTERN ELEMENTARY ROBOTI	575.16	.00	.00	.00	.00	575.16
200	9611	HIGH SCHOOL INFORMED TEEN	903.63	.00	.00	.00	.00	903.63
200	9612	JUNIOR HIGH INFORMED TEEN	544.18	.00	16.62	.00	.00	560.80
300	9115	JAZZ BAND	1,512.61	.00	.00	.00	.00	1,512.61
300	9116	CHOIR	1,284.95	.00	.00	.00	.00	1,284.95
300	9206	JUNIOR HIGH PHYS ED DEPAR	3,458.59	.00	150.00	.00	202.92	3,405.67
300	9210	JR HIGH INSTRUMENTAL	41.03	.00	.00	.00	.00	41.03
300	9600	ATHLETIC FUND	4,900.51	19,612.00	92,895.81	9,444.00	99,958.25	2,161.93-
300	9601	ATHLETIC CAPITAL FUND	52,000.00	.00	.00	.00	.00	52,000.00
300	9602	ORCHESTRA	63.22	.00	.00	.00	.00	63.22
300	9603	ELEMENTARY MUSIC	1,572.09	.00	.00	.00	.00	1,572.09
300	9605	BAND	232.95	.00	.00	.00	.00	232.95
451	9021	Network Connectivity FY 2	.00	.00	4,500.00	9,000.00	9,000.00	4,500.00-
467	0000	STUDENT WELLNESS AND SUCC	20,850.80	.00	120,664.00	16,136.81	192,726.45	51,211.65-
499	9121	SCHOOL BUS PURCHASE PROGR	.00	.00	42,925.71	.00	42,925.71	.00
507	9021	ESSER FUNDING FY21	213,871.66-	12,349.54	234,267.13	12,349.54	20,395.47	.00
510	9021	CRF FUNDING FY21	.00	92,861.61	118,824.75	.00	118,824.75	.00
516	9020	IDEA-B SPECIAL EDUCATION	26,833.11-	.00	34,158.24	.00	7,325.13	.00
516	9021	IDEA-B SPECIAL EDUCATION	.00	82,193.88	214,127.84	46,651.82	219,516.90	5,389.06-
572	9020	TITLE I FY20	24,246.86-	.00	34,683.37	.00	10,436.51	.00
572	9021	TITLE I FY21	.00	45,152.98	121,827.40	23,487.77	124,239.58	2,412.18-
587	9020	EARLY CHILDHOOD SPECIAL E	3,304.44-	.00	3,304.44	.00	.00	.00
587	9021	EARLY CHILDHOOD SPECIAL E	.00	2,159.44	5,286.45	1,976.06	7,262.51	1,976.06-
590	9021	TITLE II-A IMPROVING TEAC	.00	16,795.91	39,702.38	9,345.71	40,920.99	1,218.61-
599	9021	TITLE IV FY21	.00	1,345.00	21,379.95	1,345.00	21,379.95	.00
599	9921	RICHLAND COUNTY MOBILE HO	.00	.00	20,800.00	1,803.48	12,655.04	8,144.96
Grand Total All Funds			69,561,145.83	1,665,372.44	19604,712.35	3,665,397.18	27870,308.34	61295,549.84
Total Invested Funds			.00					

DATE: 02/04/2021
TIME: 15:43:08OHIO DEPARTMENT OF EDUCATION - OFFICE OF SCHOOL MANAGEMENT ASSISTANCE
ANNUAL SPENDING PLAN (CURRENT OPERATION - GENERAL FUND ONLY - O.R.C. 5705.391)

PAGE: 1

SCHOOL DISTRICT: LEXINGTON LOCAL SCHOOLS

IRN # 049437

COUNTY: RICHLAND

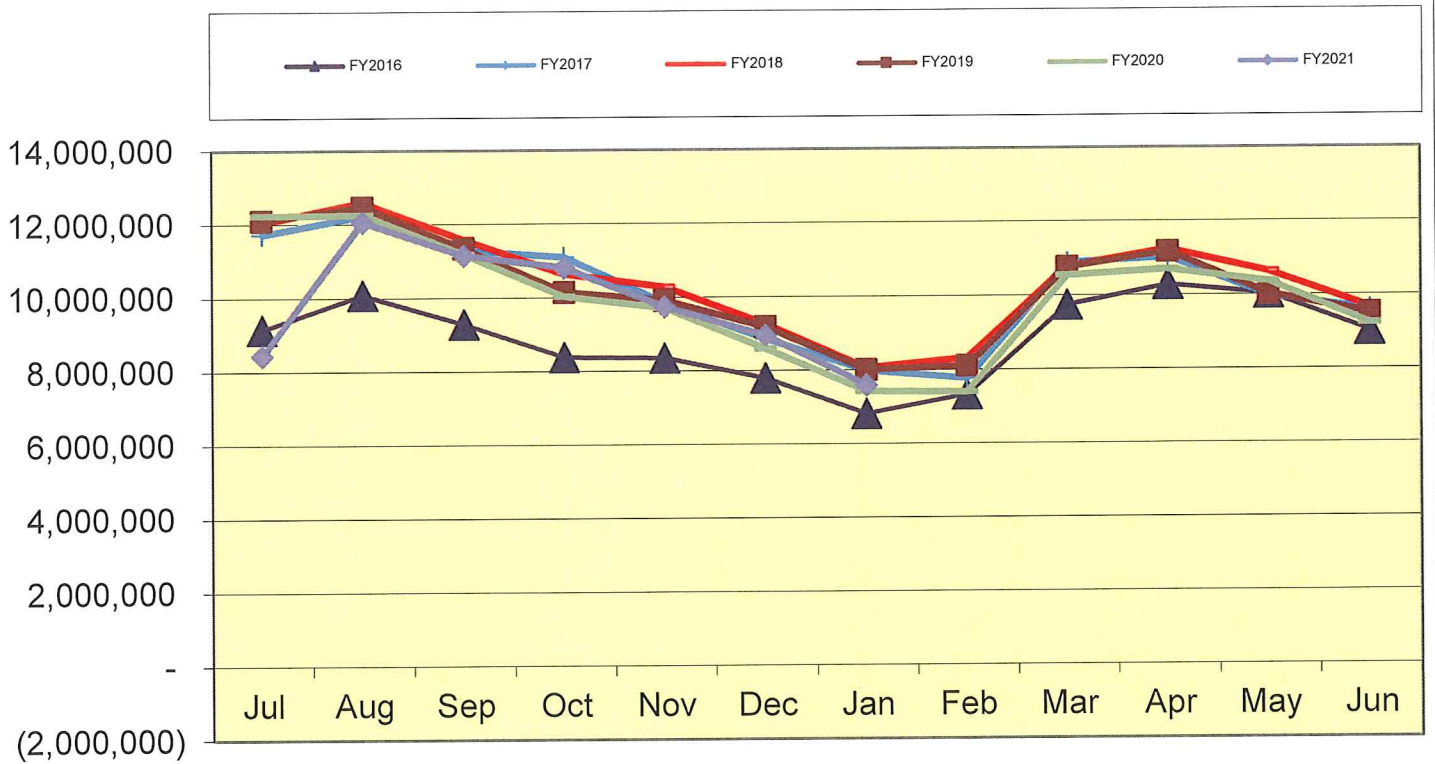
FISCAL YEAR: 2021 MONTH: 01

	MONTHLY ESTIMATE	MONTHLY ACTUAL	MONTHLY DIFFERENCE	FISCAL YTD ESTIMATE	FISCAL YTD ACTUAL	FISCAL YTD DIFFERENCE
REVENUES						
01.010 General Property (Real Estate)	0	0	0	4,756,720	4,756,720	0
01.020 Tangible Personal Property Tax	0	0	0	443,419	443,419	0
01.030 Income Tax	0	0	0	0	0	0
01.035 Unrestricted Grants-in-Aid	850,000	897,921	47,921	5,942,795	6,029,335	86,540
01.040 Restricted Grants-in-Aid	6,200	6,203	3	43,412	43,421	9
01.045 Restricted Grants-in-Aid - SFSF	0	0	0	0	0	0
01.050 Property Tax Allocation	0	0	0	850,490	851,199	709
01.060 All Other Operating Revenue	20,000	22,586	2,586	273,146	245,290	27,856-
01.070 Total Revenue	876,200	926,710	50,510	12,309,982	12,369,384	59,402
OTHER FINANCING SOURCES						
02.010 Proceeds from Sale of Notes	0	0	0	0	0	0
02.020 State Emergency Loans & Advancements (Approved)	0	0	0	0	0	0
02.040 Operating Transfers-In	0	0	0	0	0	0
02.050 Advances-In	0	0	0	0	0	0
02.060 All Other Financing Sources	2,500	0	2,500-	42,778	397,369	354,591
02.070 Total Other Financing Sources	2,500	0	2,500-	42,778	397,369	354,591
02.080 Total Revenues and Other Financing Sources	878,700	926,710	48,010	12,352,760	12,766,753	413,993
EXPENDITURES						
03.010 Personal Services	1,167,475	1,239,614	72,139	7,649,786	7,622,328	27,458-
03.020 Employees' Retirement/Insurance Benefits	585,000	553,611	31,389-	4,043,081	3,999,797	43,284-
03.030 Purchased Services	355,000	398,789	43,789	2,198,056	2,134,174	63,882-
03.040 Supplies and Materials	80,000	103,280	23,280	511,643	496,944	14,699-
03.050 Capital Outlay	7,333	1,150	6,183-	48,897	27,904	20,993-
03.060 Intergovernmental	0	0	0	0	0	0
04.010 Debt Service: All Principal (Historical)	0	0	0	0	0	0
04.020 Debt Service: Principal - Notes	0	0	0	0	0	0
04.030 Debt Service: Principal - State Loans	0	0	0	0	0	0
04.040 Debt Service: Principal - State Advancements	0	0	0	0	0	0
04.050 Debt Service: Principal - HB 264 Loans	0	0	0	0	0	0
04.055 Debt Service: Principal - Other	0	0	0	0	0	0
04.060 Debt Service: Interest and Fiscal Charges	0	0	0	0	0	0
04.300 Other Objects	9,000	2,050	6,950-	140,986	127,820	13,166-
04.500 Total Expenditures	2,203,808	2,298,494	94,686	14,592,449	14,408,967	183,482-
OTHER FINANCING USES						
05.010 Operating Transfers - Out	0	0	0	0	0	0
05.020 Advances - Out	0	0	0	0	0	0
05.030 All Other Financing Uses	0	0	0	0	0	0
05.040 Total Other Financing Uses	0	0	0	0	0	0
05.050 Total Expenditure and Other Financing Uses	2,203,808	2,298,494	94,686	14,592,449	14,408,967	183,482-
06.010 Excess Rev & Oth Financing Sources over (under) Exp &	1,325,108-	1,371,784-	46,676-	2,239,689-	1,642,214-	597,475
07.010 Beginning Cash Balance	8,313,267	8,957,418	644,151	9,227,848	9,227,848	0
07.020 Ending Cash Balance	6,988,159	7,585,634	597,475	6,988,159	7,585,634	597,475
08.010 Outstanding Encumbrances	1,250,000	1,226,491	23,509-	1,250,000	1,226,491	23,509-

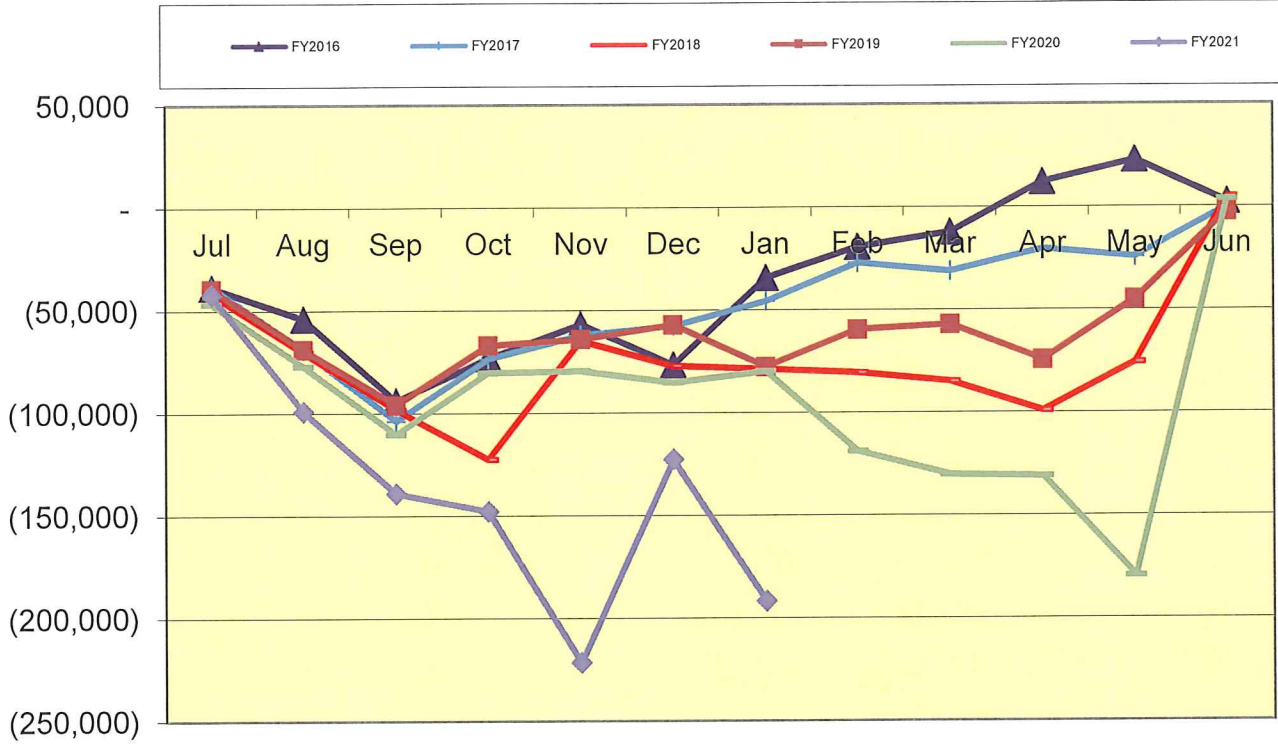
**LEXINGTON LOCAL SCHOOL DISTRICT
GENERAL FUND ONLY 2020-2021
SUMMARY OF RECEIPTS AND EXPENDITURES - FIVE YEAR FORECAST FORMAT**

LINE	1/31/2021	FISCAL YEAR TO DATE Estimate	FISCAL YEAR TO DATE Actual	VARIANCE Estimate vs. Actual	PERCENT of VARIANCE
LINE 7.010	BEGINNING CASH BALANCE		\$ 9,227,848		
REVENUES					
LINE 1.010	Real Estate Tax	\$ 4,756,720	\$ 4,756,720	\$0	0.00%
LINE 1.020	Personal Property Tax	\$ 443,419	\$ 443,419	\$0	0.00%
LINE 1.030	Income Tax	\$ -	\$ -	\$0	
LINE 1.035	State Funding	\$ 5,942,795	\$ 6,029,335	\$86,540	1.46%
LINE 1.040	Career Tech / Economic Disadv.	\$ 43,412	\$ 43,421	\$9	0.02%
LINE 1.050	Property Tax Allocation	\$ 850,490	\$ 851,199	\$709	0.08%
LINE 1.060	Other Operating Revenue	\$ 273,146	\$ 245,290	(\$27,856)	-10.20%
LINE 1.070	TOTAL REVENUE	\$ 12,309,982	\$ 12,369,384	\$59,402	0.48%
LINE 2.01	Proceeds from Notes	\$ -	\$ -	\$0	
LINE 2.04	Transfers In	\$ -	\$ -	\$0	
LINE 2.050	Advances In	\$ -	\$ -	\$0	#DIV/0!
LINE 2.060	Other Financing Sources	\$ 42,778	\$ 397,369	\$354,591	828.91%
LINE 2.070	TOTAL OTHER SOURCES	\$ 42,778	\$ 397,369	\$354,591	828.91%
LINE 2.080	TOTAL REVENUES & Sources	\$ 12,352,760	\$ 12,766,753	\$413,993	3.35%
EXPENSES					
LINE 3.010	Salaries	\$ 7,649,786	\$ 7,622,328	\$27,458	0.36%
LINE 3.020	Retirement and Benefits	\$ 4,043,081	\$ 3,999,797	\$43,284	1.07%
LINE 3.030	Purchased Services	\$ 2,198,056	\$ 2,134,174	\$63,882	2.91%
LINE 3.040	Supplies and Materials	\$ 511,643	\$ 496,944	\$14,699	2.87%
LINE 3.050	Capital Outlay and Equipment	\$ 48,897	\$ 27,904	\$20,993	42.93%
LINE 3.06	INTERGOVERNMENTAL	\$ -	\$ -	\$0	
LINE 4.020	DEBT SERVICE - Notes	\$ -	\$ -	\$0	
LINE 4.060	DEBT SERVICE - Interest charges	\$ -	\$ -	\$0	
LINE 4.300	Other Objects	\$ 140,986	\$ 127,820	\$13,166	9.34%
LINE 4.500	TOTAL EXPENDITURES	\$ 14,592,449	\$ 14,408,967	\$183,482	1.26%
LINE 5.00	TRANSFERS OUT	\$ -	\$ -	\$0	
LINE 5.02	ADVANCES OUT	\$ -	\$ -	\$0	
LINE 5.03	ALL OTHER USES	\$ -	\$ -	\$0	
LINE 5.040	TOTAL OTHER USES	\$ -	\$ -	\$0	
LINE 5.050	TOTAL EXPENDITURES & USES	\$ 14,592,449	\$ 14,408,967	\$183,482	1.26%
LINE 6.010	REVENUES OVER EXPENSES	\$ (2,239,689)	\$ (1,642,214)	\$597,475	
LINE 7.020	ENDING CASH BALANCE	\$ 6,988,159	\$ 7,585,634	\$597,475	
	Less Reserves	\$ (87,929)	\$ (87,929)	\$ -	
LINE 8.010	Less Outstanding Encumbrances	\$ (1,250,000)	\$ (1,226,491)	\$ 23,509	-1.88%
LINE 15.010	Unreserved Fund Balance	\$ 5,650,230	\$ 6,271,214	\$620,984	10.99%
		Estimate	Actual	Variance	
	Salaries/Benefits as % of Revenue	95.0%	94.0%	80.1% or below	
	True Days Cash - Calendar Days on which can operate	83	94	90 or above optimal	

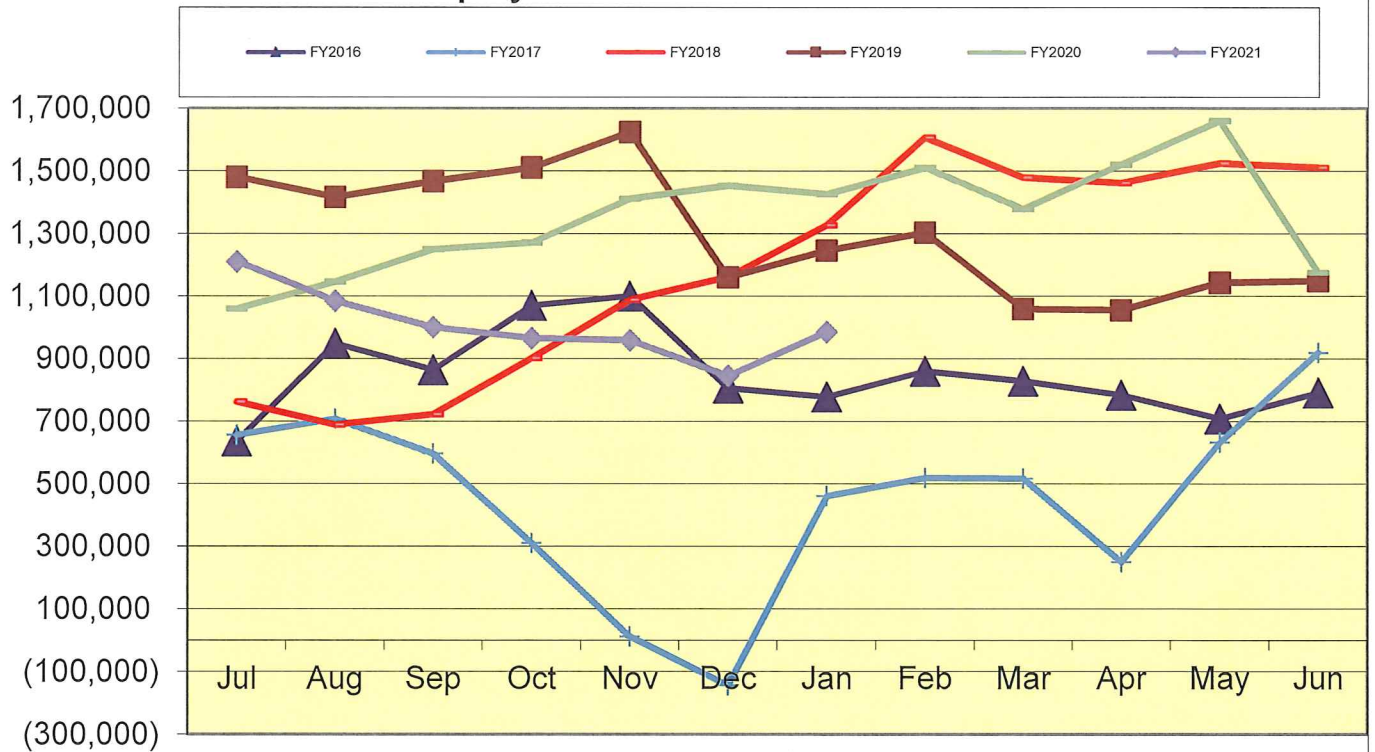
Lexington Local Schools General Fund Cash Balance



Lexington Local Schools Food Service Fund Cash Balance



Lexington Local Schools Employee Benefits Fund Cash Balance



Lexington Local Schools

Permanent Improvement Fund 1/31/2021

	Budgeted Amount	Actual Fiscal Year Expended	Current Encumbrances	Expenses / Encumbrances Over/Under Estimate	Remaining Estimated PI Project Costs
Instruction and Administration					
Western Elementary Equipment/Materials	\$ 8,765.81	\$ 8,700.20	\$ 28.68	\$36.93	\$36.93
Central Elementary Equipment/Materials	\$ 2,190.60	\$ 370.69	\$ 446.70	\$1,373.21	\$1,373.21
Eastern Elementary Equipment/Materials	\$ 159.08	\$ 159.08	\$ -	\$0.00	\$0.00
Eastern Vocab Power Plus	\$ 2,424.93	\$ -	\$ -	\$2,424.93	\$2,424.93
Central PE Equipment	\$ 1,000.00	\$ -	\$ -	\$1,000.00	\$1,000.00
Central Tables	\$ 356.36	\$ -	\$ -	\$356.36	\$356.36
Western Office Chair	\$ 204.60	\$ 204.60	\$ -	\$0.00	\$0.00
Western Teacher Chair	\$ 223.94	\$ 211.86	\$ -	\$12.08	\$12.08
Office Furniture	\$ 1,614.00	\$ 1,614.00	\$ -	\$0.00	\$0.00
Central Shelving	\$ 604.58	\$ 577.84	\$ -	\$26.74	\$26.74
Central Desk Open Front	\$ 344.92	\$ 344.92	\$ -	\$0.00	\$0.00
Central Classroom Chair	\$ 708.00	\$ -	\$ 708.00	\$0.00	\$0.00
Western Portable Screenflex Partition	\$ 1,706.99	\$ 1,706.99	\$ -	\$0.00	\$0.00
Maintenance					
New Road Salt Storage	\$ 14,000.00	\$ 9,221.02	\$ 4,778.98	\$0.00	\$0.00
Elementary A/C	\$ 19,795.88	\$ 19,795.88	\$ -	\$0.00	\$0.00
Maintenance Sanitizer Sprayers	\$ 6,039.30	\$ 1,917.91	\$ 1,600.00	\$2,521.39	\$2,521.39
Electrostatic Sanitizer Sprayers	\$ 1,600.00	\$ 1,600.00	\$ -	\$0.00	\$0.00
HS Fencing	\$ 7,740.00	\$ 7,740.00	\$ -	\$0.00	\$0.00
Transportation					
New bus	\$ 50,923.29	\$ 46,923.29	\$ -	\$4,000.00	\$4,000.00
Electrostatic Sanitizer Sprayers	\$ 1,600.00	\$ -	\$ 1,600.00	\$0.00	\$0.00
Bus Fuel Tank	\$ 9,048.00	\$ 9,048.00	\$ -	\$0.00	\$0.00
New Portable Radios	\$ 1,632.00	\$ -	\$ 1,632.00	\$0.00	\$0.00
Bus Fuel Tank Removal and Installation	\$ 40,000.00	\$ -	\$ 40,000.00	\$0.00	\$0.00
Technology					
Computers, servers, tech equip., etc.	\$ 350,000.00	\$ 264,049.55	\$ 5,306.02	\$80,644.43	\$80,644.43
Food Service					
Food Service Equipment	\$ 3,880.00	\$ 3,920.00	\$ -	(\$40.00)	\$0.00
Athletics and Student Activities					
HS Athletics Equipment	\$ 10,000.00	\$ 10,000.00	\$ -	\$0.00	\$0.00
Fees					
Tax Collection Fees	\$ 14,500.00	\$ 5,271.27	\$ -	\$9,228.73	\$9,228.73
Totals					
	Budgeted Amount	Actual Fiscal Year Expended	Current Encumbrances	Expenses / Encumbrances Over/Under Estimate	Remaining Estimated PI Project Costs
	\$ 551,062.28	\$ 393,377.10	\$ 56,100.38	\$101,584.80	\$101,624.80
Total Budgeted					
	\$ 551,062.28				
Actual Cash Balance 7/1/20	\$ 148,007.09				
Revenues FY21 - Taxes from levy	\$ 330,501.61				
Expenditures FY21	\$ (393,377.10)				
Current Cash Balance	\$85,131.60				
Current Encumbrances	\$ (56,100.38)				
Available Balance	\$29,031.22				
Remaining Estimated Revenues FY21 - Taxes from levy	\$ 344,498.39				
Less: Remaining Estimated PI Project Costs	(\$101,624.80)				
6/30/21 Estimated Carryover	\$ 271,904.81				

Lexington Local Schools

Food Service Fund 2020-21 vs. 2019-2020 vs. 2018-2019

							Beginning Balance 7/1/20	\$ 3,725
2019-2020 Through 1/31/21								
<i>Revenues</i>	District-Wide	High School	Junior High	Eastern	Central	Western		Total
Student Type A, Ezipay, Misc	\$ -	\$ (919)	\$ 586	\$ 715	\$ 1,281	\$ 917		\$ 2,580
Student Break, Milk & A La Carte	\$ -	\$ 7,959	\$ 1,880	\$ 1,943	\$ 1,354	\$ 707		\$ 13,843
Adult & Misc revenues	\$ 3,123	\$ 1,135	\$ 397	\$ 420	\$ 253	\$ 56		\$ 5,384
State Reimb	\$ -	\$ -	\$ -	\$ -	\$ -	\$ -		\$ -
Federal Reimb	\$ -	\$ 53,453	\$ 37,284	\$ 46,256	\$ 50,195	\$ 33,059		\$ 220,247
Transfer In	\$ -	\$ -	\$ -	\$ -	\$ -	\$ -		\$ -
Total Revenues	\$ 3,123	\$ 61,628	\$ 40,147	\$ 49,334	\$ 53,083	\$ 34,739		\$ 242,054
<i>Expenses</i>								
Wages	\$ 29,374	\$ 63,187	\$ 35,188	\$ 24,888	\$ 20,755	\$ 20,887		\$ 194,279
Severance	\$ -	\$ -	\$ -	\$ -	\$ -	\$ -		\$ -
Retirement	\$ 7,050	\$ 15,612	\$ 4,926	\$ 7,115	\$ 4,768	\$ 3,799		\$ 43,270
Medical	\$ 12,609	\$ 30,672	\$ 9,658	\$ 21,014	\$ 9,832	\$ -		\$ 83,785
Life, Dent, MC, WC	\$ 818	\$ 2,008	\$ 1,430	\$ 931	\$ 551	\$ 273		\$ 6,011
Purch Serv, Repairs, Phone, Post:	\$ 1,198	\$ 430	\$ 579	\$ 1,617	\$ 320	\$ 320		\$ 4,464
Supplies	\$ 5,600	\$ 43,719	\$ 11,832	\$ 18,286	\$ 7,013	\$ 19,172		\$ 105,622
Food Costs	\$ -	\$ -	\$ -	\$ -	\$ -	\$ -		\$ -
Equipment	\$ -	\$ -	\$ -	\$ -	\$ -	\$ -		\$ -
Other Costs	\$ -	\$ -	\$ -	\$ -	\$ -	\$ -		\$ -
Total Expenses	\$ 56,649	\$ 155,628	\$ 63,613	\$ 73,851	\$ 43,239	\$ 44,451		\$ 437,431
Net Gain (Loss)	\$ (53,526)	\$ (94,000)	\$ (23,466)	\$ (24,517)	\$ 9,844	\$ (9,712)		\$ (195,377)
							Ending Cash Balance 1/31/21	\$ (191,652)

							Beginning Balance 7/1/18	\$ (2,391)
2019-2020 Through 1/31/20								
<i>Revenues</i>	District-Wide	High School	Junior High	Eastern	Central	Western		Total
Student Type A, Ezipay, Misc	\$ -	\$ 49,699	\$ 24,288	\$ 27,575	\$ 26,444	\$ 18,817		\$ 146,823
Student Break, Milk & A La Carte	\$ -	\$ 23,697	\$ 6,897	\$ 6,374	\$ 4,678	\$ 4,070		\$ 45,716
Adult & Misc revenues	\$ 2,638	\$ 3,233	\$ 732	\$ 1,369	\$ 1,141	\$ 968		\$ 10,081
State Reimb	\$ -	\$ -	\$ -	\$ -	\$ -	\$ -		\$ -
Federal Reimb	\$ -	\$ 32,495	\$ 23,208	\$ 36,736	\$ 34,474	\$ 22,737		\$ 149,650
Transfer In	\$ -	\$ -	\$ -	\$ -	\$ -	\$ -		\$ -
Total Revenues	\$ 2,638	\$ 109,124	\$ 55,125	\$ 72,054	\$ 66,737	\$ 46,592		\$ 352,270
<i>Expenses</i>								
Wages	\$ 28,798	\$ 64,668	\$ 34,095	\$ 26,869	\$ 20,051	\$ 20,853		\$ 195,334
Severance	\$ -	\$ -	\$ -	\$ -	\$ -	\$ -		\$ -
Retirement	\$ 7,016	\$ 11,741	\$ 4,894	\$ 8,000	\$ 3,863	\$ 4,100		\$ 39,614
Medical	\$ 16,492	\$ 26,154	\$ 9,517	\$ 20,706	\$ 7,709	\$ -		\$ 80,578
Life, Dent, MC, WC	\$ 1,019	\$ 2,509	\$ 1,663	\$ 1,197	\$ 719	\$ 438		\$ 7,545
Purch Serv, Repairs, Phone, Post:	\$ 1,207	\$ 5,809	\$ 999	\$ 594	\$ 1,046	\$ 546		\$ 10,201
Supplies	\$ 3,496	\$ -	\$ -	\$ -	\$ -	\$ -		\$ 3,496
Food Costs	\$ -	\$ 32,308	\$ 15,850	\$ 28,444	\$ 8,592	\$ 7,628		\$ 92,822
Equipment	\$ -	\$ -	\$ -	\$ -	\$ -	\$ -		\$ -
Other Costs	\$ -	\$ -	\$ -	\$ -	\$ -	\$ -		\$ -
Total Expenses	\$ 58,028	\$ 143,189	\$ 67,018	\$ 85,810	\$ 41,980	\$ 33,565		\$ 429,590
Net Gain (Loss)	\$ (55,390)	\$ (34,065)	\$ (11,893)	\$ (13,756)	\$ 24,757	\$ 13,027		\$ (77,320)
							Ending Cash Balance 1/31/20	\$ (79,711)

							Beginning Balance 7/1/18	\$ 4,848
2018-2019 Through 1/31/19								
<i>Revenues</i>	District-Wide	High School	Junior High	Eastern	Central	Western		Total
Student Type A, Ezipay, Misc	\$ -	\$ 54,001	\$ 25,588	\$ 26,846	\$ 23,697	\$ 19,864		\$ 149,996
Student Break, Milk & A La Carte	\$ -	\$ 27,875	\$ 8,111	\$ 5,459	\$ 3,371	\$ 3,597		\$ 48,413
Adult & Misc revenues	\$ 5,445	\$ 2,470	\$ 564	\$ 1,337	\$ 1,114	\$ 876		\$ 11,806
State Reimb	\$ -	\$ -	\$ -	\$ -	\$ -	\$ -		\$ -
Federal Reimb	\$ -	\$ 25,446	\$ 17,862	\$ 31,520	\$ 19,987	\$ 17,818		\$ 112,633
Transfer In	\$ -	\$ -	\$ -	\$ -	\$ -	\$ -		\$ -
Total Revenues	\$ 5,445	\$ 109,792	\$ 52,125	\$ 65,162	\$ 48,169	\$ 42,155		\$ 322,848
<i>Expenses</i>								
Wages	\$ 28,233	\$ 64,830	\$ 32,543	\$ 21,809	\$ 19,707	\$ 20,433		\$ 187,555
Severance	\$ -	\$ -	\$ -	\$ -	\$ -	\$ -		\$ -
Retirement	\$ 6,776	\$ 12,181	\$ 6,233	\$ 6,601	\$ 4,307	\$ 3,889		\$ 39,987
Medical	\$ 14,405	\$ 24,561	\$ 11,871	\$ 17,359	\$ 3,989	\$ -		\$ 72,185
Life, Dent, MC, WC	\$ 1,001	\$ 2,560	\$ 1,550	\$ 1,087	\$ 752	\$ 473		\$ 7,423
Purch Serv, Repairs, Phone, Post:	\$ 1,200	\$ 839	\$ 709	\$ 472	\$ 472	\$ 595		\$ 4,287
Supplies	\$ 3,347	\$ 33,023	\$ 17,210	\$ 24,958	\$ 7,880	\$ 7,515		\$ 93,933
Food Costs	\$ -	\$ -	\$ -	\$ -	\$ -	\$ -		\$ -
Equipment	\$ -	\$ -	\$ -	\$ -	\$ -	\$ -		\$ -
Other Costs	\$ -	\$ -	\$ -	\$ -	\$ -	\$ -		\$ -
Total Expenses	\$ 54,962	\$ 137,994	\$ 70,116	\$ 72,286	\$ 37,107	\$ 32,905		\$ 405,370
Net Gain (Loss)	\$ (49,517)	\$ (28,202)	\$ (17,991)	\$ (7,124)	\$ 11,062	\$ 9,250		\$ (82,522)
							Ending Cash Balance 1/31/19	\$ (77,674)

Check#	Check Date	Org Sta	Vendor Paid	Check Amount	Status Date
089016	01/07/2021	W/R	BADERTSCHER, AMANDA	110.00	01/13/2021
089017	01/07/2021	W/R	AMAZON CAPITAL SERVICES	1,155.36	01/14/2021
089018	01/07/2021	W/R	ROBERTS, ANDREW	1,000.00	01/08/2021
089019	01/07/2021	W/R	MCLAUGHLIN, ASHLEY N	485.00	01/14/2021
089020	01/07/2021	W/R	DAVIES, BRAD	125.00	01/11/2021
089021	01/07/2021	W/R	WELSH, BRENDA K	93.85	01/12/2021
089022	01/07/2021	W/R	BRICKER & ECKLER LLP	147.50	01/20/2021
089023	01/07/2021	W/R	BRIDGEWAY ACADEMY	5,595.00	01/15/2021
089024	01/07/2021	W/R	CARDINAL BUS SALES & SERVICE	1,151.57	01/20/2021
089025	01/07/2021	W/R	CenturyLink	851.57	01/20/2021
089026	01/07/2021	W/R	COWLES, CINDY	544.31	01/26/2021
089027	01/07/2021	W/R	CLEARWATER SYSTEMS	756.76	01/20/2021
089028	01/07/2021	W/R	FAGAN, CORY	99.98	01/13/2021
089029	01/07/2021	W/R	CLEVER, CRAIG A	74.98	01/25/2021
089030	01/07/2021	W/R	CURRICULUM ASSOCIATES, INC.	60,676.50	01/26/2021
089031	01/07/2021	W/R	DAILY BEHAVIORIAL HEALTH	1,800.00	01/13/2021
089032	01/07/2021	W/R	BOHLAND, DARLENE	46.25	01/14/2021
089033	01/07/2021	W/W	BOND, DAVID A	125.00	
089034	01/07/2021	W/R	EIFRID, DIANE	225.00	01/11/2021
089035	01/07/2021	W/W	DISTRICT 9 BASEBALL COACHES	30.00	
089036	01/07/2021	W/R	MILLER, ELIJAH	99.99	01/12/2021
089037	01/07/2021	W/R	SPELLING OUT DYSLEXIA	100.00	01/14/2021
089038	01/07/2021	W/R	DAVIS, EUGENE	99.99	01/21/2021
089039	01/07/2021	W/R	GRAINGER	96.30	01/13/2021
089040	01/07/2021	W/R	BERRY, JENNIFER	1,200.00	01/20/2021
089041	01/07/2021	W/R	HOOPER, JENNIFER	675.00	01/12/2021
089042	01/07/2021	W/R	DAHLLINGHAUS, JOSEPHINE	1,000.00	01/20/2021
089043	01/07/2021	W/R	JOSTEN'S	834.56	01/12/2021
089044	01/07/2021	W/R	BOWMAN, JOY	239.00	01/28/2021
089045	01/07/2021	W/R	JULIAN & GRUBE, INC.	1,500.00	01/13/2021
089046	01/07/2021	W/R	K B Z ELECTRIC INC.	188.60	01/15/2021
089047	01/07/2021	W/R	KENT STATE UNIVERSITY	1,000.00	01/19/2021
089048	01/07/2021	W/R	KROGER COMPANY	5.07	01/19/2021
089049	01/07/2021	W/R	LEXINGTON BOARD OF ED.	45.33	01/08/2021
089050	01/07/2021	W/R	BROKAW, LINDSAY	600.00	01/19/2021
089051	01/07/2021	W/R	MANSFIELD CHRISTIAN SCHOOL	12,349.54	01/19/2021
089052	01/07/2021	W/R	PERRY, MARTHA	125.00	01/15/2021
089053	01/07/2021	W/R	MENARDS	188.31	01/20/2021
089054	01/07/2021	W/W	METRONOME MUSIC STORE	650.00	
089055	01/07/2021	W/R	MID-OHIO ED. SERVICE CENTER	130.00	01/11/2021
089056	01/07/2021	W/R	ML TECH SERVICES LLC	425.00	01/20/2021
089057	01/07/2021	W/R	MONROEVILLE LOCAL SCHOOLS	170.00	01/13/2021
089058	01/07/2021	W/R	NAVIANCE INC	7,850.01	01/21/2021
089059	01/07/2021	W/W	NCOCC	28,587.90	
089060	01/07/2021	W/R	NOVA LUNA EDUC & CONSULTING	972.00	01/12/2021
089061	01/07/2021	W/R	O.E. MEYER COMPANY	121.50	01/27/2021
089062	01/07/2021	W/R	OAK HARBOR HIGH SCHOOL	250.00	01/15/2021
089063	01/07/2021	W/R	OHIO HIGH SCHOOL ATH. ASSOC.	125.00	01/25/2021
089064	01/07/2021	W/R	OHIO.NET INTERNET PROVIDERS	518.03	01/12/2021
089065	01/07/2021	W/R	ORIENTAL TRADING COMPANY	59.93	01/14/2021
089066	01/07/2021	W/R	POST MASTER	1,100.00	01/22/2021
089067	01/07/2021	W/R	RENHILL GROUP, INC.	7,066.74	01/14/2021

Check#	Check Date	Org Sta	Vendor Paid	Check Amount	Status Date
089068	01/07/2021	W/R	REX'S LAWN CARE	500.00	01/13/2021
089069	01/07/2021	W/R	MCDANIEL, ROSEMARY	15.96	01/13/2021
089070	01/07/2021	W/R	RUMPKE	1,125.92	01/13/2021
089071	01/07/2021	W/R	SAM'S CLUB	209.72	01/13/2021
089072	01/07/2021	W/R	SCHMIDT SECURITY	1,161.50	01/13/2021
089073	01/07/2021	W/R	SCHOOL SPECIALTY INC.	116.79	01/13/2021
089074	01/07/2021	W/W	SPORTSENGINE, INC	50.00	
089075	01/07/2021	W/R	STANDARD PLUMBING & HEATING CO	315.00	01/15/2021
089076	01/07/2021	W/V	OHIO STATE UNIVERSITY	1,000.00	01/26/2021
089077	01/07/2021	W/R	SCHEIBER, TODD	125.00	01/19/2021
089078	01/07/2021	W/R	TRANSPORTATION ACCESSORIES CO.	1,624.38	01/14/2021
089079	01/07/2021	W/R	OHIO BUREAU OF CRIMINAL IDENT.	47.25	01/13/2021
089080	01/07/2021	W/R	UCP OF GREATER CLEVELAND	8,950.00	01/14/2021
089081	01/07/2021	W/R	VERIZON WIRELESS	2,243.94	01/15/2021
089082	01/07/2021	W/R	WAYNE'S COUNTRY MARKET	173.71	01/15/2021
089083	01/08/2021	W/R	CLEARWATER SYSTEMS	59.80	01/21/2021
089084	01/08/2021	W/W	COLUMBIA GAS OF OHIO	62,497.99	
089085	01/08/2021	W/R	HAYES, JAMES	582.21	01/20/2021
089086	01/08/2021	W/R	MCFARLAND, JEFF (MICK)	104.99	01/13/2021
089087	01/08/2021	W/R	KENT STATE UNIVERSITY	1,000.00	01/21/2021
089088	01/08/2021	W/R	MID-OHIO ED. SERVICE CENTER	35.00	01/14/2021
089089	01/08/2021	W/R	OAASFEP	99.00	01/20/2021
089090	01/08/2021	W/R	OHIO CASUALTY INSURANCE CO.	420.00	01/15/2021
089091	01/08/2021	W/V	POTTER, RICHARD (SCOTT)	44.22	01/08/2021
089092	01/08/2021	W/R	SCHOOL HEALTH CORP.	276.06	01/14/2021
089093	01/08/2021	W/R	THE MEETING CONNECTION	250.00	01/19/2021
089094	01/08/2021	W/W	TREASURER, STATE OF OHIO	50.00	
089095	01/08/2021	W/R	TREASURER, STATE OF OHIO	225.50	01/22/2021
089096	01/08/2021	W/R	POWERSCHOOL GROUP LLC	1,500.00	01/20/2021
089097	01/08/2021	W/R	POTTER, RICHARD (SCOTT)	44.22	01/12/2021
089098	01/11/2021	W/R	ITsavvy	12,248.25	01/19/2021
089099	01/12/2021	B/R	RUMINSKI, ANN	23.85	01/28/2021
089100	01/14/2021	W/R	AMAZON CAPITAL SERVICES	329.56	01/20/2021
089101	01/14/2021	W/R	MCLAUGHLIN, ASHLEY N	80.00	01/19/2021
089102	01/14/2021	W/W	BALL, BENJAMIN	59.99	
089103	01/14/2021	W/R	BRIDGEWAY ACADEMY	850.00	01/22/2021
089104	01/14/2021	W/R	FAGAN, CORY	25.02	01/27/2021
089105	01/14/2021	W/R	CULLIGAN QUALITY WATER	37.00	01/20/2021
089106	01/14/2021	W/R	EJ THERAPY INC	33,577.50	01/20/2021
089107	01/14/2021	W/R	SPELLING OUT DYSLEXIA	250.00	01/22/2021
089108	01/14/2021	W/R	FAMOUS ENTERPRISES, INC.	103.86	01/19/2021
089109	01/14/2021	W/R	GRAINGER	212.36	01/27/2021
089110	01/14/2021	W/R	HEALTHCARE BILLING SERVICES	33.03	01/22/2021
089111	01/14/2021	W/R	HIGH SCHOOL AD NETWORK LLC	32.00	01/25/2021
089112	01/14/2021	W/R	J & B ACOUSTICAL	129.79	01/19/2021
089113	01/14/2021	W/R	LAW JENNIFER	60.00	01/20/2021
089114	01/14/2021	W/R	KELL ACE HARDWARE	79.24	01/26/2021
089115	01/14/2021	W/R	CATANESE, KELLI	675.00	01/22/2021
089116	01/14/2021	W/W	MARGARETTA LOCAL SCHOOLS	70.00	
089117	01/14/2021	W/R	MIAMI UNIVERSITY	1,000.00	01/21/2021
089118	01/14/2021	W/R	MID-OHIO ED. SERVICE CENTER	75.20	01/21/2021
089119	01/14/2021	W/R	ACORN DISTRIBUTORS, INC.	269.48	01/19/2021

Check#	Check Date	Org Sta	Vendor Paid	Check Amount	Status Date
089120	01/14/2021	W/W	OAT & CCC	10.00	
089121	01/14/2021	W/R	PORTA PHONE COMPANY, INC	549.00	01/26/2021
089122	01/14/2021	W/R	QUENCH	39.14	01/20/2021
089123	01/14/2021	W/R	RENHILL GROUP, INC.	7,044.27	01/20/2021
089124	01/14/2021	W/R	POTTER, RICHARD (SCOTT)	80.78	01/14/2021
089125	01/14/2021	W/R	RICHLAND CO. JUVENILE COURT	270.00	01/20/2021
089126	01/14/2021	W/R	TOMMELLEO, ROBERT J	119.99	01/19/2021
089127	01/14/2021	W/W	RUMPKE	845.58	
089128	01/14/2021	W/R	SC STRATEGIC SOLUTIONS LLC	113.40	01/26/2021
089129	01/14/2021	W/R	SCHOOL HEALTH CORP.	26.26	01/19/2021
089130	01/14/2021	W/R	SCHOOL SPECIALTY INC.	436.44	01/20/2021
089131	01/14/2021	W/R	SMITHFOODS, INC	5,196.55	01/21/2021
089132	01/14/2021	W/R	THE BREWER-GARRETT CO	5,857.50	01/21/2021
089133	01/14/2021	W/R	THE CENTER FOR INDIVIDUAL &	127.50	01/21/2021
089134	01/14/2021	W/R	THE RILEY LAW FIRM, LLC	6,257.25	01/20/2021
089135	01/14/2021	W/R	WASHINGTON AUTO PARTS	155.13	01/21/2021
089136	01/14/2021	W/W	WENDY'S SPRING CLASSIC	200.00	
089137	01/15/2021	W/R	BRIDGEWAY ACADEMY	350.00	01/29/2021
089138	01/15/2021	W/W	CHARLES RITTER CO.	117.94	
089139	01/15/2021	W/W	HAYES, JAMES	776.28	
089140	01/15/2021	W/W	RENWICK, WELSH & BURTON	16,150.00	
089141	01/15/2021	W/R	THE ESKEN GROUP, LLC	720.00	01/26/2021
089142	01/15/2021	W/R	WASHINGTON AUTO PARTS	267.77	01/26/2021
089143	01/19/2021	W/R	AMAZON CAPITAL SERVICES	357.75	01/27/2021
089144	01/19/2021	W/R	CDW-G	136.68	01/28/2021
089145	01/19/2021	W/R	DELL MARKETING L.P.	71.98	01/25/2021
089146	01/19/2021	W/R	GILBARCO INC.	270.00	01/26/2021
089147	01/19/2021	W/R	WEILBACKER, MADELEINE	1,000.00	01/21/2021
089148	01/19/2021	W/R	TRUCK SALES & SERVICE, INC.	417.29	01/26/2021
089149	01/19/2021	W/R	UNIVERSITY OF DAYTON	1,000.00	01/28/2021
089150	01/22/2021	W/W	AMAZON CAPITAL SERVICES	35.52	
089151	01/22/2021	W/W	BALL, BENJAMIN	28.18	
089152	01/22/2021	W/R	CARDINAL BUS SALES & SERVICE	805.42	01/29/2021
089153	01/22/2021	W/R	CBIZ BENEFITS & INSURANCE	2,750.00	01/28/2021
089154	01/22/2021	W/W	CDW-G	1,321.63	
089155	01/22/2021	W/W	BOND, DAVID A	51.75	
089156	01/22/2021	W/R	SPELLING OUT DYSLEXIA	350.00	01/29/2021
089157	01/22/2021	W/W	NORTH CENTRAL/OSU	141.25	
089158	01/22/2021	W/R	GRADY ENTERPRISES, INC.	1,067.65	01/29/2021
089159	01/22/2021	W/W	MOORE, JENNIFER	225.00	
089160	01/22/2021	W/R	KIMBALL MIDWEST	575.89	01/28/2021
089161	01/22/2021	W/W	LAKESHORE LEARNING MATERIALS	56.98	
089162	01/22/2021	W/R	MID-OHIO ED. SERVICE CENTER	584.00	01/29/2021
089163	01/22/2021	W/W	MyPro Apparel, LLC	75.00	
089164	01/22/2021	W/R	NORTH CENTRAL OHIO ESC	2,029.17	01/28/2021
089165	01/22/2021	W/R	OHIO HEALTH CONSORTIUM, INC.	385.00	01/29/2021
089166	01/22/2021	W/W	PERRYSBURG SCHOOLS	30.00	
089167	01/22/2021	W/W	PHOTORAMA	1,085.00	
089168	01/22/2021	W/W	POST MASTER	550.00	
089169	01/22/2021	W/W	RIVER EDUCATION SERVICES INC	6,075.00	
089170	01/22/2021	W/W	TOMMELLEO, ROBERT J	20.13	
089171	01/22/2021	W/W	SMETZ'S TIRE SERVICE CENTER	214.20	

Check#	Check Date	Org Sta	Vendor Paid	Check Amount	Status Date
089172	01/22/2021	W/W	THEN DESIGN ARCHITECTURE LTD	108,486.06	
089173	01/22/2021	W/W	SCHEIBER, TODD	69.00	
089174	01/22/2021	W/W	ENABLING DEVICES	644.90	
089175	01/22/2021	W/W	TRANSPORTATION ACCESSORIES CO.	1,646.86	
089176	01/22/2021	W/R	TRUCK SALES & SERVICE, INC.	280.55	01/28/2021
089177	01/22/2021	W/W	WASHINGTON AUTO PARTS	141.72	
089178	01/22/2021	W/W	AMERICAN ELECTRIC POWER	31,820.50	
089179	01/22/2021	W/R	CALVERT LEARNING	1,345.00	01/29/2021
089180	01/22/2021	W/R	SPELLING OUT DYSLEXIA	300.00	01/29/2021
089181	01/22/2021	W/W	SCHOLASTIC INC.	365.20	
089182	01/22/2021	W/W	stHEALTH BENEFIT SOLUTIONS LLC	44,717.20	
089183	01/22/2021	W/W	THE BREWER-GARRETT CO	12,833.25	
089184	01/25/2021	W/W	AMAZON CAPITAL SERVICES	119.90	
089185	01/25/2021	W/W	CenturyLink	861.78	
089186	01/25/2021	W/W	DIRECT ENERGY BUSINESS MARKETI	2,724.12	
089187	01/25/2021	W/W	FRONT & CENTER TURF	24,518.48	
089188	01/25/2021	W/W	GIONINO'S PIZZERIA	22.00	
089189	01/25/2021	W/W	GRAINGER	176.72	
089190	01/25/2021	W/W	HD SUPPLY FACILITIES	298.14	
089191	01/25/2021	W/W	K B Z ELECTRIC INC.	1,306.50	
089192	01/25/2021	W/R	LESCH BATTERY & POWER	130.07	01/28/2021
089193	01/25/2021	W/R	MILLER, LESLIE	150.00	01/29/2021
089194	01/25/2021	W/W	LYNN CARD COMPANY	304.00	
089195	01/25/2021	W/W	MENARDS	46.74	
089196	01/25/2021	W/R	MINUTEMAN PRESS	214.17	01/29/2021
089197	01/25/2021	W/W	OHIO WESLEYAN UNIVERSITY	1,000.00	
089198	01/25/2021	W/W	RENHILL GROUP, INC.	8,513.84	
089199	01/25/2021	W/W	RUMPKE	1,125.92	
089200	01/25/2021	W/R	DEXTER COMPANY	849.50	01/29/2021
089201	01/25/2021	W/W	US BANK	2,104.54	
089202	01/25/2021	W/W	VERIZON WIRELESS	440.91	
089203	01/25/2021	W/W	WASHINGTON AUTO PARTS	29.12	
089204	01/25/2021	W/R	WOLFF BROS. SUPPLY, INC.	554.99	01/29/2021
089205	01/26/2021	W/W	OHIO STATE UNIVERSITY	1,000.00	
089206	01/27/2021	W/W	BARNES & NOBLE	891.40	
089207	01/27/2021	W/W	CDW-G	150.40	
089208	01/27/2021	W/W	CLEARWATER SYSTEMS	29.90	
089209	01/27/2021	W/W	COLUMBIA GAS OF OHIO	2,286.76	
089210	01/27/2021	W/W	EDGENUITY INC	63,200.00	
089211	01/27/2021	W/W	MID-OHIO ED. SERVICE CENTER	100.00	
089212	01/27/2021	W/W	O.E. MEYER COMPANY	6.51	
089213	01/27/2021	W/W	SCHOOL SPECIALTY INC.	29.82	
089214	01/27/2021	W/W	SHOOK CONSTRUCTION CO	657,944.21	
089215	01/27/2021	W/W	VERIZON WIRELESS	440.46	
089216	01/31/2021	W/W	LEXINGTON ATHLETIC DEPT.	4,665.00	
691606	01/05/2021	C/R	LEXINGTON SCHOOLS - PAYROLL	589,133.49	01/05/2021
691610	01/11/2021	M/M	MEMO-S.E.R.S.	2,953.58	
691611	01/11/2021	M/M	MEMO-S.T.R.S.	6,447.20	
691612	01/11/2021	M/M	GORDON FOOD SERVICE	19,420.97	
691613	01/20/2021	C/R	LEXINGTON SCHOOLS - PAYROLL	720,934.73	01/20/2021
691614	01/01/2021	M/M	OHIO BUREAU OF WORKERS'	2,433.00	
691615	01/15/2021	M/M	LEXINGTON SCHOOLS - PAYROLL	17,980.29	

Date: 2/04/2021

C H E C K R E G I S T E R
Processing Month: January 2021
LEXINGTON LOCAL SCHOOLS

Page: 5
(CHKREG)

Check#	Check Date	Org Sta	Vendor Paid	Check Amount	Status Date
691616	01/22/2021	M/M	ANTHEM BENEFIT SERVICES	369,978.96	
691617	01/22/2021	M/M	MEMO-S.E.R.S.	3,205.35	
691618	01/22/2021	M/M	MEMO-S.T.R.S.	7,092.74	
691620	01/31/2021	M/M	MEMO-MID OHIO ESC	6,692.02	
691621	01/31/2021	M/M	MEMO-S.E.R.S.	46,434.00	
691622	01/31/2021	M/M	MEMO-S.T.R.S.	123,990.00	
Total Checks Issued				\$ 3,241,539.44	

DATE: 02/04/2021
 TIME: 15:46

LEXINGTON LOCAL SCHOOLS
 TRANS. BY FUND/RCPT, ALL FUNDS
 DATES 01/01/2021 THRU 01/31/2021
 SORTED BY TRANSACTION DATE

PAGE: 1
 (RECLED)

TRANS NO	ITEM NO	TRANS DATE	STS	DESCRIPTION OR SOURCE	TI	FUND	RCPT	SPCC	SUBJ	OPU	TRANS AMOUNT
075578	0001	01/04/2021	A	Tuition pymt	03	001	1211	0000	000000	000	1,907.85
075584	0001	01/06/2021	A	Preschool tuition	03	001	1211	0000	000000	500	300.00
075590	0001	01/07/2021	A	Preschool tuition	03	001	1211	0000	000000	500	100.00
075614	0001	01/13/2021	A	Preschool tuition	03	001	1211	0000	000000	500	100.00
075620	0001	01/21/2021	A	Tuition	03	001	1211	0000	000000	000	635.95
075634	0001	01/22/2021	A	Tuition	03	001	1211	0000	000000	000	1,271.90
075640	0001	01/22/2021	A	Preschool tuition	03	001	1211	0000	000000	500	300.00
075658	0001	01/26/2021	A	Preschool tuition	03	001	1211	0000	000000	500	400.00
075675	0001	01/29/2021	A	Preschool tuition	03	001	1211	0000	000000	500	400.00
RCPT CODE SUB-TOTAL:											5,415.70
075618	0015	01/15/2021	A	Open Enrollment Revenue	03	001	1227	0000	000000	000	250.83
075637	0015	01/29/2021	A	Open Enrollment Revenue	03	001	1227	0000	000000	000	250.84
RCPT CODE SUB-TOTAL:											501.67
075680	0001	01/31/2021	A	Richland Bank Interest	03	001	1410	0000	000000	000	2,267.62
RCPT CODE SUB-TOTAL:											2,267.62
075582	0001	01/05/2021	A	School fees	03	001	1740	0000	000000	100	171.00
075585	0001	01/06/2021	A	School fees	03	001	1740	0000	000000	200	30.00
075587	0001	01/07/2021	A	Roark - fees credit	03	001	1740	0000	000000	100	30.00
075589	0001	01/07/2021	A	School fees	03	001	1740	0000	000000	100	87.00
075601	0001	01/08/2021	A	School fees	03	001	1740	0000	000000	200	96.00
075602	0001	01/11/2021	A	School fees	03	001	1740	0000	000000	200	30.00
075609	0002	01/11/2021	A	Central school fees	03	001	1740	0000	000000	400	28.00
075606	0001	01/12/2021	A	School fees	03	001	1740	0000	000000	100	100.20
075607	0001	01/12/2021	A	School fees	03	001	1740	0000	000000	100	208.00
075612	0001	01/13/2021	A	School fees	03	001	1740	0000	000000	200	42.00
075616	0001	01/14/2021	A	School fees	03	001	1740	0000	000000	100	47.00
075627	0001	01/19/2021	A	School fees	03	001	1740	0000	000000	200	54.00
075631	0001	01/20/2021	A	School fees	03	001	1740	0000	000000	200	24.00
075633	0001	01/20/2021	A	School fees	03	001	1740	0000	000000	100	545.00
075635	0002	01/22/2021	A	School Fees	03	001	1740	0000	000000	100	64.00
075635	0003	01/22/2021	A	Eastern School Fees	03	001	1740	0000	000000	300	60.00
075635	0004	01/22/2021	A	Western School Fees	03	001	1740	0000	000000	500	28.00
075638	0001	01/22/2021	A	School fees	03	001	1740	0000	000000	200	54.00
075641	0001	01/22/2021	A	Western school fees	03	001	1740	0000	000000	500	20.00
075642	0001	01/25/2021	A	School fees	03	001	1740	0000	000000	100	276.00
075643	0002	01/25/2021	A	Central school fees	03	001	1740	0000	000000	400	290.00
075644	0001	01/25/2021	A	School fees - CCP Tuition	03	001	1740	0000	000000	100	498.00
075646	0001	01/26/2021	A	Eastern school fees	03	001	1740	0000	000000	300	30.00

STATUS (STS) CODES:

A-RECEIPT B-REFUND OF RECEIPT V-VOID REFUND OF RECEIPT X-REDUCTION OF EXPENDITURE
 C-APPROPRIATION OR BUDGET MODIFICATIONS D-EXPENSE/SUPPLIES DISTRIBUTION F-FUND TO FUND TRANSFER

DATE: 02/04/2021
 TIME: 15:46

LEXINGTON LOCAL SCHOOLS
 TRANS. BY FUND/RCPT, ALL FUNDS
 DATES 01/01/2021 THRU 01/31/2021
 SORTED BY TRANSACTION DATE

PAGE: 2
 (RECLE)

TRANS NO	ITEM NO	TRANS DATE	STS	DESCRIPTION OR SOURCE	T1	FUND	RCPT	SPCC	SUBJ	OPU	TRANS AMOUNT
075648	0001	01/26/2021	A	School fees	03	001	1740	0000	000000	100	46.00
075656	0002	01/26/2021	A	Western school fees	03	001	1740	0000	000000	500	200.00
075659	0001	01/27/2021	A	School fees	03	001	1740	0000	000000	200	72.00
075664	0002	01/27/2021	A	Central school fees	03	001	1740	0000	000000	400	140.00
075670	0002	01/29/2021	A	Central school fees	03	001	1740	0000	000000	400	56.00
075671	0001	01/29/2021	A	School fees	03	001	1740	0000	000000	100	210.00
075674	0001	01/29/2021	A	School fees	03	001	1740	0000	000000	100	62.00
075677	0002	01/29/2021	A	Western school fees	03	001	1740	0000	000000	500	80.00
075679	0001	01/31/2021	A	HS Fees - Pay For It	03	001	1740	0000	000000	100	2,385.20
075679	0002	01/31/2021	A	Central Fees - Pay For It	03	001	1740	0000	000000	400	420.00
075679	0003	01/31/2021	A	Jr High Fees - Pay For It	03	001	1740	0000	000000	200	207.00
075679	0004	01/31/2021	A	Eastern Fees - Pay For It	03	001	1740	0000	000000	300	570.00
075679	0005	01/31/2021	A	Western Fees - Pay For It	03	001	1740	0000	000000	500	120.00
RCPT CODE SUB-TOTAL:											7,380.40
075577	0001	01/04/2021	A	Tax Abatement - Pine Ridge	03	001	1880	0000	000000	000	2,470.00
RCPT CODE SUB-TOTAL:											2,470.00
075619	0001	01/15/2021	A	BWC Refund	03	001	1890	0000	000000	000	1,089.50
075635	0001	01/22/2021	A	Jury Duty - Yoder	03	001	1890	0000	000000	000	10.00
075662	0003	01/28/2021	A	Scrap Recycling	03	001	1890	0000	000000	000	111.43
RCPT CODE SUB-TOTAL:											1,210.93
075618	0001	01/15/2021	A	Opportunity Grant	03	001	3110	0000	000000	000	288,084.38
075618	0002	01/15/2021	A	Targeted Assistance	03	001	3110	0000	000000	000	32,892.64
075618	0003	01/15/2021	A	K-3 Literacy Funding	03	001	3110	0000	000000	000	5,948.56
075618	0005	01/15/2021	A	Limited English Prof Funding	03	001	3110	0000	000000	000	122.71
075618	0006	01/15/2021	A	Gifted Education Funding	03	001	3110	0000	000000	000	5,092.68
075618	0007	01/15/2021	A	Transportation	03	001	3110	0000	000000	000	22,763.69
075618	0008	01/15/2021	A	Special Education Funding	03	001	3110	0000	000000	000	50,084.00
075618	0009	01/15/2021	A	Graduation Bonus	03	001	3110	0000	000000	000	1,658.97
075618	0010	01/15/2021	A	Third Grade Reading Bonus	03	001	3110	0000	000000	000	994.42
075618	0012	01/15/2021	A	Enrollment Growth Supplement	03	001	3110	0000	000000	000	388.65
075618	0013	01/15/2021	A	Preschool Special Educ Funding	03	001	3110	0000	000000	000	4,719.07
075618	0014	01/15/2021	A	Special Educ Transportation	03	001	3110	0000	000000	000	2,349.21
075637	0001	01/29/2021	A	Opportunity Grant	03	001	3110	0000	000000	000	288,084.38
075637	0002	01/29/2021	A	Targeted Assistance	03	001	3110	0000	000000	000	32,892.64
075637	0003	01/29/2021	A	K-3 Literacy Funding	03	001	3110	0000	000000	000	5,948.56
075637	0005	01/29/2021	A	Limited English Prof Funding	03	001	3110	0000	000000	000	122.71
075637	0006	01/29/2021	A	Gifted Education Funding	03	001	3110	0000	000000	000	5,092.68
075637	0007	01/29/2021	A	Transportation	03	001	3110	0000	000000	000	22,763.69

STATUS (STS) CODES:

A-RECEIPT B-REFUND OF RECEIPT V-VOID REFUND OF RECEIPT X-REDUCTION OF EXPENDITURE
 C-APPROPRIATION OR BUDGET MODIFICATIONS D-EXPENSE/SUPPLIES DISTRIBUTION F-FUND TO FUND TRANSFER

DATE: 02/04/2021
 TIME: 15:46

LEXINGTON LOCAL SCHOOLS
 TRANS. BY FUND/RCPT, ALL FUNDS
 DATES 01/01/2021 THRU 01/31/2021
 SORTED BY TRANSACTION DATE

PAGE: 3
 (RECLED)

TRANS NO	ITEM NO	TRANS DATE	STS	DESCRIPTION OR SOURCE	TI	FUND	RCPT	SPCC	SUBJ	OPU	TRANS AMOUNT
075637	0008	01/29/2021	A	Special Education Funding	03	001	3110	0000	000000	000	50,084.00
075637	0009	01/29/2021	A	Graduation Bonus	03	001	3110	0000	000000	000	1,658.97
075637	0010	01/29/2021	A	Third Grade Reading Bonus	03	001	3110	0000	000000	000	994.42
075637	0012	01/29/2021	A	Enrollment Growth Supplement	03	001	3110	0000	000000	000	388.65
075637	0013	01/29/2021	A	Preschool Special Educ Funding	03	001	3110	0000	000000	000	4,399.75
075637	0014	01/29/2021	A	Special Educ Transportation	03	001	3110	0000	000000	000	2,349.20
RCPT CODE SUB-TOTAL:											829,878.63
075651	0001	01/29/2021	A	Casino Revenue	03	001	3190	0000	000000	000	68,041.93
RCPT CODE SUB-TOTAL:											68,041.93
075618	0004	01/15/2021	A	Economic Disadvantaged Funding	03	001	3211	0000	000000	000	2,383.81
075637	0004	01/29/2021	A	Economic Disadvantaged Funding	03	001	3211	0000	000000	000	2,383.81
RCPT CODE SUB-TOTAL:											4,767.62
075618	0011	01/15/2021	A	Career Tech Education Funding	03	001	3219	0000	000000	000	717.70
075637	0011	01/29/2021	A	Career Tech Education Funding	03	001	3219	0000	000000	000	717.70
RCPT CODE SUB-TOTAL:											1,435.40
075669	0001	01/31/2021	A	MEDICAID Recd -1/7	03	001	3300	0000	000000	000	444.42
075669	0002	01/31/2021	A	MEDICAID Recd - 1/14	03	001	3300	0000	000000	000	2,895.30
RCPT CODE SUB-TOTAL:											3,339.72
FUND CODE SUB-TOTAL:											926,709.62
075680	0006	01/31/2021	A	LFI Fund	03	004	1410	0000	000000	000	2,879.31
RCPT CODE SUB-TOTAL:											2,879.31
FUND CODE SUB-TOTAL:											2,879.31
075680	0004	01/31/2021	A	Richland Bank Interest	03	006	1410	0000	000000	000	0.00
RCPT CODE SUB-TOTAL:											0.00
075649	0026	01/22/2021	A	HS Breakfast	03	006	1511	0000	000000	100	18.25
075649	0027	01/22/2021	A	Jr. Hi Breakfast	03	006	1511	0000	000000	200	0.00

STATUS (STS) CODES:

A-RECEIPT B-REFUND OF RECEIPT V-VOID REFUND OF RECEIPT X-REDUCTION OF EXPENDITURE
 C-APPROPRIATION OR BUDGET MODIFICATIONS D-EXPENSE/SUPPLIES DISTRIBUTION F-FUND TO FUND TRANSFER

DATE: 02/04/2021
 TIME: 15:46

LEXINGTON LOCAL SCHOOLS
 TRANS. BY FUND/RCPT, ALL FUNDS
 DATES 01/01/2021 THRU 01/31/2021
 SORTED BY TRANSACTION DATE

PAGE: 4
 (RECELD)

TRANS NO	ITEM NO	TRANS DATE	STS	DESCRIPTION OR SOURCE	TI	FUND	RCPT	SPCC	SUBJ	QPU	TRANS AMOUNT
075649	0028	01/22/2021	A	Eastern Breakfast	03	006	1511	0000	000000	300	1.00
075649	0029	01/22/2021	A	Central Breakfast	03	006	1511	0000	000000	400	0.00
075649	0030	01/22/2021	A	Western Breakfast	03	006	1511	0000	000000	500	4.75
075678	0026	01/29/2021	A	HS Breakfast	03	006	1511	0000	000000	100	34.75
075678	0027	01/29/2021	A	Jr. Hi Breakfast	03	006	1511	0000	000000	200	0.00
075678	0028	01/29/2021	A	Eastern Breakfast	03	006	1511	0000	000000	300	0.00
075678	0029	01/29/2021	A	Central Breakfast	03	006	1511	0000	000000	400	0.00
075678	0030	01/29/2021	A	Western Breakfast	03	006	1511	0000	000000	500	5.50
RCPT CODE SUB-TOTAL:											64.25
075587	0002	01/07/2021	A	Roark Lunch credit	03	006	1512	0000	000000	100	30.00-
075583	0001	01/12/2021	B	LUNCH ACCT REFUND- AMANDA	03	006	1512	0000	000000	100	23.85-
075649	0001	01/22/2021	A	HS Stu. Type A	03	006	1512	0000	000000	100	0.00
075649	0005	01/22/2021	A	HS RDA Stu. Type A	03	006	1512	0000	000000	100	248.60-
075649	0006	01/22/2021	A	Jr Hi Stu. Type A	03	006	1512	0000	000000	200	0.00
075649	0010	01/22/2021	A	Jr. Hi RDA Stu Type A	03	006	1512	0000	000000	200	44.60-
075649	0011	01/22/2021	A	Eastern Stu. Type A	03	006	1512	0000	000000	300	0.00
075649	0015	01/22/2021	A	Eastern RDA Stu. Type A	03	006	1512	0000	000000	300	56.30
075649	0016	01/22/2021	A	Central Stu. Type A	03	006	1512	0000	000000	400	0.00
075649	0020	01/22/2021	A	Central RDA Stu. Type A	03	006	1512	0000	000000	400	44.70
075649	0021	01/22/2021	A	Western Stu. Type A	03	006	1512	0000	000000	500	0.00
075649	0025	01/22/2021	A	Western RDA Stu. Type A	03	006	1512	0000	000000	500	51.10-
075678	0001	01/29/2021	A	HS Stu. Type A	03	006	1512	0000	000000	100	0.00
075678	0005	01/29/2021	A	HS RDA Stu. Type A	03	006	1512	0000	000000	100	241.35-
075678	0006	01/29/2021	A	Jr Hi Stu. Type A	03	006	1512	0000	000000	200	0.00
075678	0010	01/29/2021	A	Jr. Hi RDA Stu Type A	03	006	1512	0000	000000	200	95.25-
075678	0011	01/29/2021	A	Eastern Stu. Type A	03	006	1512	0000	000000	300	0.00
075678	0015	01/29/2021	A	Eastern RDA Stu. Type A	03	006	1512	0000	000000	300	119.01-
075678	0016	01/29/2021	A	Central Stu. Type A	03	006	1512	0000	000000	400	0.00
075678	0020	01/29/2021	A	Central RDA Stu. Type A	03	006	1512	0000	000000	400	87.79-
075678	0021	01/29/2021	A	Western Stu. Type A	03	006	1512	0000	000000	500	0.00
075678	0025	01/29/2021	A	Western RDA Stu. Type A	03	006	1512	0000	000000	500	74.75-
075679	0006	01/31/2021	A	HS Lunch - Pay For It	03	006	1512	0000	000000	100	622.38
075679	0007	01/31/2021	A	Jr High Lunch - Pay For It	03	006	1512	0000	000000	200	684.00
075679	0008	01/31/2021	A	Eastern Lunch - Pay For It	03	006	1512	0000	000000	300	195.25
075679	0009	01/31/2021	A	Central Lunch - Pay For It	03	006	1512	0000	000000	400	284.75
075679	0010	01/31/2021	A	Western Lunch - Pay For It	03	006	1512	0000	000000	500	115.00
RCPT CODE SUB-TOTAL:											986.08
075649	0003	01/22/2021	A	HS Stu. Ala Carte	03	006	1513	0000	000000	100	391.50
075649	0008	01/22/2021	A	Jr. Hi Stu. Ala Carte	03	006	1513	0000	000000	200	113.55
075649	0013	01/22/2021	A	Eastern Stu. Ala Carte	03	006	1513	0000	000000	300	128.50

STATUS (STS) CODES:

A-RECEIPT B-REFUND OF RECEIPT V-VOID REFUND OF RECEIPT X-REDUCTION OF EXPENDITURE
 C-APPROPRIATION OR BUDGET MODIFICATIONS D-EXPENSE/SUPPLIES DISTRIBUTION F-FUND TO FUND TRANSFER

DATE: 02/04/2021
 TIME: 15:46

LEXINGTON LOCAL SCHOOLS
 TRANS. BY FUND/RCPT, ALL FUNDS
 DATES 01/01/2021 THRU 01/31/2021
 SORTED BY TRANSACTION DATE

PAGE: 5
 (RECLD)

TRANS NO	ITEM NO	TRANS DATE	STS	DESCRIPTION OR SOURCE	TI	FUND	RCPT	SPCC	SUBJ	OPU	TRANS AMOUNT
075649	0018	01/22/2021	A	Central Stu. Ala Carte	03	006	1513	0000	000000	400	80.80
075649	0023	01/22/2021	A	Western Stu. Ala Carte	03	006	1513	0000	000000	500	50.35
075678	0003	01/29/2021	A	HS Stu. ALa Carte	03	006	1513	0000	000000	100	425.70
075678	0008	01/29/2021	A	Jr. Hi Stu. Ala Carte	03	006	1513	0000	000000	200	100.50
075678	0013	01/29/2021	A	Eastern Stu. Ala Carte	03	006	1513	0000	000000	300	183.45
075678	0018	01/29/2021	A	Central Stu. Ala Carte	03	006	1513	0000	000000	400	127.40
075678	0023	01/29/2021	A	Western Stu. Ala Carte	03	006	1513	0000	000000	500	75.25
RCPT CODE SUB-TOTAL:											1,677.00
075649	0002	01/22/2021	A	HS Stu. Milk	03	006	1514	0000	000000	100	3.00
075649	0007	01/22/2021	A	Jr. Hi. Stu Milk	03	006	1514	0000	000000	200	2.00
075649	0012	01/22/2021	A	Eastern Stu. Milk	03	006	1514	0000	000000	300	0.50
075649	0017	01/22/2021	A	Central Stu. Milk	03	006	1514	0000	000000	400	0.00
075649	0022	01/22/2021	A	Western Stu. Milk	03	006	1514	0000	000000	500	0.00
075678	0002	01/29/2021	A	HS Stu. Milk	03	006	1514	0000	000000	100	4.50
075678	0007	01/29/2021	A	Jr. Hi. Stu Milk	03	006	1514	0000	000000	200	5.00
075678	0012	01/29/2021	A	Eastern Stu. Milk	03	006	1514	0000	000000	300	0.00
075678	0017	01/29/2021	A	Central Stu. Milk	03	006	1514	0000	000000	400	2.00
075678	0022	01/29/2021	A	Western Stu. Milk	03	006	1514	0000	000000	500	0.00
RCPT CODE SUB-TOTAL:											17.00
075635	0006	01/22/2021	A	Adult Lunch	03	006	1522	0000	000000	100	4.25
RCPT CODE SUB-TOTAL:											4.25
075649	0004	01/22/2021	A	HS Adult Ala Carte	03	006	1523	0000	000000	100	55.60
075649	0009	01/22/2021	A	Jr. Hi Adult Ala Carte	03	006	1523	0000	000000	200	27.80
075649	0014	01/22/2021	A	Eastern Adult Ala Carte	03	006	1523	0000	000000	300	17.50
075649	0019	01/22/2021	A	Central Adult Ala Carte	03	006	1523	0000	000000	400	7.50
075649	0024	01/22/2021	A	Western Adult Ala Carte	03	006	1523	0000	000000	500	0.00
075678	0004	01/29/2021	A	HS Adult Ala Carte	03	006	1523	0000	000000	100	47.25
075678	0009	01/29/2021	A	Jr. Hi Adult Ala Carte	03	006	1523	0000	000000	200	17.75
075678	0014	01/29/2021	A	Eastern Adult Ala Carte	03	006	1523	0000	000000	300	36.25
075678	0019	01/29/2021	A	Central Adult Ala Carte	03	006	1523	0000	000000	400	9.50
075678	0024	01/29/2021	A	Western Adult Ala Carte	03	006	1523	0000	000000	500	6.00
RCPT CODE SUB-TOTAL:											225.15
FUND CODE SUB-TOTAL:											2,973.73
075680	0005	01/31/2021	A	Richland Bank Int - Minutemen	03	007	1410	9100	000000	000	33.07

STATUS (STS) CODES:

A-RECEIPT B-REFUND OF RECEIPT V-VOID REFUND OF RECEIPT X-REDUCTION OF EXPENDITURE
 C-APPROPRIATION OR BUDGET MODIFICATIONS D-EXPENSE/SUPPLIES DISTRIBUTION F-FUND TO FUND TRANSFER

DATE: 02/04/2021
 TIME: 15:46

LEXINGTON LOCAL SCHOOLS
 TRANS. BY FUND/RCPT, ALL FUNDS
 DATES 01/01/2021 THRU 01/31/2021
 SORTED BY TRANSACTION DATE

PAGE: 6
 (RECLD)

TRANS NO	ITEM NO	TRANS DATE	STS	DESCRIPTION OR SOURCE	TI	FUND	RCPT	SPCC	SUBJ	OPU	TRANS AMOUNT	
											RCPT CODE SUB-TOTAL:	33.07
											FUND CODE SUB-TOTAL:	33.07
075680	0003	01/31/2021	A	Richland Bank Int - McCammon	03	007	1410	9800	000000	000		4.88
											RCPT CODE SUB-TOTAL:	4.88
075577	0002	01/04/2021	A	Terry McCammon Donation	03	007	1820	9800	000000	000		5,000.00
											RCPT CODE SUB-TOTAL:	5,000.00
											FUND CODE SUB-TOTAL:	5,004.88
075680	0007	01/31/2021	A	Classroom Facilities Fund	03	010	1410	0000	000000	000		12,071.44
											RCPT CODE SUB-TOTAL:	12,071.44
											FUND CODE SUB-TOTAL:	12,071.44
075580	0001	01/05/2021	A	HS Merchant services commiss	03	018	1690	9100	000000	000		15.00
075639	0001	01/22/2021	A	MD Coffee service	03	018	1690	9100	000000	000		58.00
075673	0001	01/29/2021	A	MD Coffee service	03	018	1690	9100	000000	000		64.80
											RCPT CODE SUB-TOTAL:	137.80
											FUND CODE SUB-TOTAL:	137.80
075609	0001	01/11/2021	A	Central fees princ acct	03	018	1630	9400	000000	000		2.00
075643	0001	01/25/2021	A	Central fees princ acct	03	018	1630	9400	000000	000		20.00
075664	0001	01/27/2021	A	Central fees princ acct	03	018	1630	9400	000000	000		10.00
075670	0001	01/29/2021	A	Central fees princ acct	03	018	1630	9400	000000	000		4.00
											RCPT CODE SUB-TOTAL:	36.00
											FUND CODE SUB-TOTAL:	36.00
075603	0001	01/08/2021	A	Box Tops	03	018	1890	9401	000000	000		66.10

STATUS (STS) CODES:

A-RECEIPT B-REFUND OF RECEIPT V-VOID REFUND OF RECEIPT X-REDUCTION OF EXPENDITURE
 C-APPROPRIATION OR BUDGET MODIFICATIONS D-EXPENSE/SUPPLIES DISTRIBUTION F-FUND TO FUND TRANSFER

DATE: 02/04/2021
 TIME: 15:46

LEXINGTON LOCAL SCHOOLS
 TRANS. BY FUND/RCPT, ALL FUNDS
 DATES 01/01/2021 THRU 01/31/2021
 SORTED BY TRANSACTION DATE

PAGE: 7
 (RECLD)

TRANS NO	ITEM NO	TRANS DATE	STS	DESCRIPTION OR SOURCE	TI	FUND	RCPT	SPOC	SUBJ	OPU	TRANS AMOUNT
075643	0003	01/25/2021	A	Central BoxTops	03	018	1890	9401	000000	000	20.20
075664	0003	01/27/2021	A	Central Library Donation	03	018	1890	9401	000000	000	125.00
RCPT CODE SUB-TOTAL:											211.30
FUND CODE SUB-TOTAL:											211.30
075635	0005	01/22/2021	A	Western School Fees - Princ Ac	03	018	1630	9500	000000	000	2.00
075641	0002	01/22/2021	A	Western fees princ acct	03	018	1630	9500	000000	000	10.00
075656	0001	01/26/2021	A	Western fees princ acct	03	018	1630	9500	000000	000	100.00
075657	0001	01/26/2021	A	Western 3rd Grade Fundraiser	03	018	1630	9500	000000	000	83.61
075676	0001	01/29/2021	A	Western 3rd Grade Fundraiser	03	018	1630	9500	000000	000	281.90
075677	0001	01/29/2021	A	Western fees princ acct	03	018	1630	9500	000000	000	40.00
RCPT CODE SUB-TOTAL:											517.51
FUND CODE SUB-TOTAL:											517.51
075615	0001	01/13/2021	A	Box Tops	03	018	1890	9501	000000	000	248.40
RCPT CODE SUB-TOTAL:											248.40
FUND CODE SUB-TOTAL:											248.40
075621	0003	01/21/2021	A	PTO Recycling-Central	03	019	1890	9121	000000	000	4.29
RCPT CODE SUB-TOTAL:											4.29
FUND CODE SUB-TOTAL:											4.29
075621	0001	01/21/2021	A	PTO Recycling-Eastern	03	019	1890	9122	000000	000	4.28
RCPT CODE SUB-TOTAL:											4.28
FUND CODE SUB-TOTAL:											4.28
075621	0002	01/21/2021	A	PTO Recycling-Western	03	019	1890	9123	000000	000	4.28
RCPT CODE SUB-TOTAL:											4.28
FUND CODE SUB-TOTAL:											4.28

STATUS (STS) CODES:

A-RECEIPT B-REFUND OF RECEIPT V-VOID REFUND OF RECEIPT X-REDUCTION OF EXPENDITURE
 C-APPROPRIATION OR BUDGET MODIFICATIONS D-EXPENSE/SUPPLIES DISTRIBUTION F-FUND TO FUND TRANSFER

DATE: 02/04/2021
 TIME: 15:46

LEXINGTON LOCAL SCHOOLS
 TRANS. BY FUND/RCPT, ALL FUNDS
 DATES 01/01/2021 THRU 01/31/2021
 SORTED BY TRANSACTION DATE

PAGE: 8
 (RECLD)

TRANS NO	ITEM NO	TRANS DATE	STS	DESCRIPTION OR SOURCE	TI	FUND	RCPT	SPCC	SUBJ	OPU	TRANS AMOUNT
075680	0002	01/31/2021	A	Richland Bank Int. 024	03	024	1410	0000	000000	000	19.04
RCPT CODE SUB-TOTAL:											19.04
075576	0001	01/04/2021	A	Todd December Ins	03	024	1872	0000	000000	000	333.00
075576	0002	01/04/2021	A	Vision	03	024	1872	0000	000000	000	16.66-
075592	0001	01/08/2021	A	Parker Jan Cobra	03	024	1872	0000	000000	000	2,155.95
075666	0001	01/20/2021	A	Employees' Premiums Jan	03	024	1872	0000	000000	000	65,096.09
075667	0001	01/20/2021	A	Board's Premiums Jan	03	024	1872	0000	000000	000	369,978.96
075645	0001	01/25/2021	A	Parker Feb Cobra	03	024	1872	0000	000000	000	2,155.95
075663	0001	01/28/2021	A	Todd December Ins	03	024	1872	0000	000000	000	333.00
075663	0002	01/28/2021	A	Vision	03	024	1872	0000	000000	000	16.66-
RCPT CODE SUB-TOTAL:											440,019.63
FUND CODE SUB-TOTAL:											440,038.67
075591	0001	01/05/2021	A	Yearbook Ad sales	03	200	1690	9119	000000	000	304.00
075588	0001	01/07/2021	A	Yearbook ad sales	03	200	1690	9119	000000	000	250.00
075605	0001	01/12/2021	A	Ad sales	03	200	1690	9119	000000	000	275.00
075647	0001	01/26/2021	A	Yearbook Ad sales	03	200	1690	9119	000000	000	160.00
075672	0001	01/29/2021	A	Yearbook ad sales	03	200	1690	9119	000000	000	115.00
RCPT CODE SUB-TOTAL:											1,104.00
FUND CODE SUB-TOTAL:											1,104.00
075608	0001	01/12/2021	A	NHS Plant Fundraiser Sales	03	200	1620	9121	000000	000	803.50
RCPT CODE SUB-TOTAL:											803.50
075579	0001	01/04/2021	A	NHS Dues	03	200	1630	9121	000000	000	120.00
RCPT CODE SUB-TOTAL:											120.00
FUND CODE SUB-TOTAL:											923.50
075597	0001	01/06/2021	A	Girls BB adm 12/30, 1/2	03	300	1610	9600	000000	708	1,010.00
075597	0002	01/06/2021	A	JH Girls BB adm 1/4	03	300	1610	9600	000000	716	228.00
075599	0001	01/07/2021	A	JH Boys BB adm 12/18	03	300	1610	9600	000000	715	282.00
075594	0001	01/11/2021	A	Wrestling adm 1/7	03	300	1610	9600	000000	710	400.00

STATUS (STS) CODES:

A-RECEIPT B-REFUND OF RECEIPT V-VOID REFUND OF RECEIPT X-REDUCTION OF EXPENDITURE
 C-APPROPRIATION OR BUDGET MODIFICATIONS D-EXPENSE/SUPPLIES DISTRIBUTION F-FUND TO FUND TRANSFER

DATE: 02/04/2021
 TIME: 15:46

LEXINGTON LOCAL SCHOOLS
 TRANS. BY FUND/RCPT, ALL FUNDS
 DATES 01/01/2021 THRU 01/31/2021
 SORTED BY TRANSACTION DATE

PAGE: 9
 (RECLE)

TRANS NO	ITEM NO	TRANS DATE	STS	DESCRIPTION OR SOURCE	TI	FUND	RCPT	SPCC	SUBJ	OPU	TRANS AMOUNT
075595	0001	01/11/2021	A	Boys BB Adm 1/9	03	300	1610	9600	000000	707	905.00
075596	0001	01/11/2021	A	Boys BB Adm 1/8	03	300	1610	9600	000000	707	945.00
075610	0001	01/12/2021	A	JH Boys BB adm 1/12	03	300	1610	9600	000000	715	294.00
075611	0001	01/12/2021	A	HS Boys BB adm 1/12	03	300	1610	9600	000000	707	790.00
075626	0001	01/15/2021	A	Girls BB adm 1/14	03	300	1610	9600	000000	708	465.00
075628	0001	01/15/2021	A	JH Boys BB adm 1/14	03	300	1610	9600	000000	715	152.00
075622	0001	01/19/2021	A	Boys BB adm 1/15	03	300	1610	9600	000000	707	890.00
075623	0001	01/19/2021	A	JH Boys BB adm 1/16	03	300	1610	9600	000000	715	168.00
075624	0001	01/19/2021	A	Girls BB adm 1/16	03	300	1610	9600	000000	708	440.00
075625	0001	01/19/2021	A	Boys BB adm 1/17	03	300	1610	9600	000000	707	735.00
075630	0001	01/20/2021	A	Boys BB adm 1/20	03	300	1610	9600	000000	707	245.00
075661	0001	01/27/2021	A	JH Boys BB adm 1/16	03	300	1610	9600	000000	715	171.00
075668	0001	01/29/2021	A	JH Boys BB adm 1/19	03	300	1610	9600	000000	715	186.00
RCPT CODE SUB-TOTAL:											8,306.00
075593	0001	01/11/2021	A	Boys BB Program sales 1/8, 1/9	03	300	1620	9600	000000	707	86.00
RCPT CODE SUB-TOTAL:											86.00
075600	0001	01/06/2021	A	Ad Contracts	03	300	1690	9600	000000	000	3,750.00
075613	0001	01/13/2021	A	Ad Contracts	03	300	1690	9600	000000	000	1,900.00
075629	0001	01/20/2021	A	Ad contracts	03	300	1690	9600	000000	000	2,500.00
075660	0001	01/27/2021	A	Ad contracts	03	300	1690	9600	000000	000	2,500.00
RCPT CODE SUB-TOTAL:											10,650.00
075598	0001	01/06/2021	A	Boys Golf entry fees	03	300	1890	9600	000000	706	570.00
RCPT CODE SUB-TOTAL:											570.00
FUND CODE SUB-TOTAL:											19,612.00
075654	0001	01/29/2021	A	ESSER Revenue	03	507	4220	9021	000000	000	12,349.54
RCPT CODE SUB-TOTAL:											12,349.54
FUND CODE SUB-TOTAL:											12,349.54
075575	0001	01/05/2021	A	CRF Revenue	03	510	4220	9021	000000	000	92,861.61
RCPT CODE SUB-TOTAL:											92,861.61

STATUS (STS) CODES:

A-RECEIPT B-REFUND OF RECEIPT V-VOID REFUND OF RECEIPT X-REDUCTION OF EXPENDITURE
 C-APPROPRIATION OR BUDGET MODIFICATIONS D-EXPENSE/SUPPLIES DISTRIBUTION F-FUND TO FUND TRANSFER

DATE: 02/04/2021
 TIME: 15:46

LEXINGTON LOCAL SCHOOLS
 TRANS. BY FUND/RCPT, ALL FUNDS
 DATES 01/01/2021 THRU 01/31/2021
 SORTED BY TRANSACTION DATE

PAGE: 10
 (RECLE)

TRANS NO	ITEM NO	TRANS DATE	STS	DESCRIPTION OR SOURCE	TI	FUND	RCPT	SPCC	SUBJ	OPU	TRANS AMOUNT
FUND CODE SUB-TOTAL:											92,861.61
075574	0001	01/04/2021	A	IDEA-B Revenue	03	516	4220	9021	000000	000	40,688.06
075653	0001	01/29/2021	A	IDEA-B Revenue	03	516	4220	9021	000000	000	41,505.82
RCPT CODE SUB-TOTAL:											82,193.88
FUND CODE SUB-TOTAL:											82,193.88
075573	0001	01/04/2021	A	Title I Revenue	03	572	4220	9021	000000	000	21,879.70
075652	0001	01/29/2021	A	Title I Revenue	03	572	4220	9021	000000	000	23,273.28
RCPT CODE SUB-TOTAL:											45,152.98
FUND CODE SUB-TOTAL:											45,152.98
075571	0001	01/04/2021	A	ECSE Revenue	03	587	4220	9021	000000	000	2,159.44
RCPT CODE SUB-TOTAL:											2,159.44
FUND CODE SUB-TOTAL:											2,159.44
075572	0001	01/04/2021	A	Title II-A Revenue	03	590	4220	9021	000000	000	7,929.30
075650	0001	01/28/2021	A	Title II-A Revenue	03	590	4220	9021	000000	000	8,866.61
RCPT CODE SUB-TOTAL:											16,795.91
FUND CODE SUB-TOTAL:											16,795.91
075655	0001	01/29/2021	A	Title IV Revenue	03	599	4220	9021	000000	000	1,345.00
RCPT CODE SUB-TOTAL:											1,345.00
FUND CODE SUB-TOTAL:											1,345.00
GRAND TOTAL:											1,665,372.44

STATUS (STS) CODES:

A-RECEIPT B-REFUND OF RECEIPT V-VOID REFUND OF RECEIPT X-REDUCTION OF EXPENDITURE
 C-APPROPRIATION OR BUDGET MODIFICATIONS D-EXPENSE/SUPPLIES DISTRIBUTION F-FUND TO FUND TRANSFER

Date: 02/04/21
 Time: 3:46 pm

LEXINGTON LOCAL SCHOOLS
 Revenue Account Summary
 SORTED BY FUND-SCC/ACCT

	FYTD Receivable	FYTD Actual Receipts	MTD Actual Receipts	YTD Actual Receipts	FYTD Balance Receivable	FYTD Percent Received
*****TOTAL FOR FUND-SCC 001 0000 (GENERAL FUND):	24,492,649.00	12,766,754.24	926,709.62	926,709.62	11,725,894.76	52.12
*****TOTAL FOR FUND-SCC 002 0000 (BOND RETIREMENT FUND):	3,169,000.00	1,411,351.80	0.00	0.00	1,757,648.20	44.54
*****TOTAL FOR FUND-SCC 003 0000 (PERMANENT IMPROVEMENT FUND):	724,334.00	330,501.61	0.00	0.00	393,832.39	45.63
*****TOTAL FOR FUND-SCC 004 0000 (LFI BUILDING FUND):	100,000.00	95,446.57	2,879.31	2,879.31	4,553.43	95.45
*****TOTAL FOR FUND-SCC 006 0000 (FOOD SERVICE FUND):	715,727.00	242,054.60	2,973.73	2,973.73	473,672.40	33.82
*****TOTAL FOR FUND-SCC 007 9100 (LEXINGTON MINUTEMEN ACADEMIC SCHOLARSHIP FUND):	11,000.00	5,849.14	33.07	33.07	5,150.86	53.17
*****TOTAL FOR FUND-SCC 007 9800 (TERRY McCAMMON SCHOLARSHIP FUND):	295.00	5,206.22	5,004.88	5,004.88	4,911.22	0.00
*****TOTAL FOR FUND-SCC 010 0000 (CLASSROOM FACILITIES CONSTRUCTION FUND):	400,000.00	390,674.93	12,071.44	12,071.44	9,325.07	97.67
*****TOTAL FOR FUND-SCC 018 9100 (HIGH SCHOOL PRINCIPAL'S FUND):	9,900.00	2,329.44	137.80	137.80	7,570.56	23.53
*****TOTAL FOR FUND-SCC 018 9101 (HIGH SCHOOL FLOWER FUND):	150.00	0.00	0.00	0.00	150.00	0.00

*** NOTE!! ONLY ACTIVE ACCOUNTS HAVE BEEN SELECTED, TOTALS MAY EXCLUDE AMOUNTS THAT ARE RELATED TO INACTIVE ACCOUNTS. ***

Date: 02/04/21
 Time: 3:46 pm

LEXINGTON LOCAL SCHOOLS
 Revenue Account Summary
 SORTED BY FUND-SCC/ACCT

	FYTD Receivable	FYTD Actual Receipts	MTD Actual Receipts	YTD Actual Receipts	FYTD Balance Receivable	FYTD Percent Received
*****TOTAL FOR FUND-SCC 018 9200 (JUNIOR HIGH PRINCIPAL'S FUND):	5,100.00	5.00	0.00	0.00	5,095.00	0.10
*****TOTAL FOR FUND-SCC 018 9300 (EASTERN PRINCIPAL'S FUND):	2,500.00	1,000.01	0.00	0.00	1,499.99	40.00
*****TOTAL FOR FUND-SCC 018 9301 (EASTERN ELEMENTARY BOOKFAIR/BOXTOPS FUND):	6,500.00	0.00	0.00	0.00	6,500.00	0.00
*****TOTAL FOR FUND-SCC 018 9303 (EASTERN RUN CLUB):	1,250.00	790.00	0.00	0.00	460.00	63.20
*****TOTAL FOR FUND-SCC 018 9400 (CENTRAL PRINCIPAL'S FUND):	4,600.00	1,021.70	36.00	36.00	3,578.30	22.21
*****TOTAL FOR FUND-SCC 018 9401 (CENTRAL ELEMENTARY BOOKFAIR FUND):	4,000.00	258.30	211.30	211.30	3,741.70	6.46
*****TOTAL FOR FUND-SCC 018 9500 (WESTERN PRINCIPAL'S FUND):	6,000.00	2,717.68	517.51	517.51	3,282.32	45.29
*****TOTAL FOR FUND-SCC 018 9501 (WESTERN ELEMENTARY BOOKFAIR/BOXTOPS FUND):	5,000.00	1,388.40	248.40	248.40	3,611.60	27.77
*****TOTAL FOR FUND-SCC 019 9121 (CENTRAL ELEMENTARY PTO GRANTS):	1,100.00	1,036.72	4.29	4.29	63.28	94.25
*****TOTAL FOR FUND-SCC 019 9122 (EASTERN ELEMENTARY PTO GRANTS):	1,100.00	1,036.69	4.28	4.28	63.31	94.24

*** NOTE!! ONLY ACTIVE ACCOUNTS HAVE BEEN SELECTED, TOTALS MAY EXCLUDE AMOUNTS THAT ARE RELATED TO INACTIVE ACCOUNTS. ***

25

Date: 02/04/21
 Time: 3:46 pm

LEXINGTON LOCAL SCHOOLS
 Revenue Account Summary
 SORTED BY FUND-SCC/ACCT

	FYTD Receivable	FYTD Actual Receipts	MTD Actual Receipts	YTD Actual Receipts	FYTD Balance Receivable	FYTD Percent Received
*****TOTAL FOR FUND-SCC 019 9123 (WESTERN ELEMENTARY PTO GRANTS):	1,100.00	1,036.69	4.28	4.28	63.31	94.24
*****TOTAL FOR FUND-SCC 019 9222 (RICH CO FOUND-ONE BIG HAPPY FAMILY):	688.74	688.74	0.00	0.00	0.00	100.00
*****TOTAL FOR FUND-SCC 019 9223 (RICH CO FOUND-MAKER MAVEN STEM):	1,250.00	1,250.00	0.00	0.00	0.00	100.00
*****TOTAL FOR FUND-SCC 019 9224 (RICH CO FOUND-STEM SNAP CIRCUITS):	1,478.21	1,478.21	0.00	0.00	0.00	100.00
*****TOTAL FOR FUND-SCC 022 9601 (OHBAA TOURNAMENT AGENCY FUND):	19,628.00	7,585.00	0.00	0.00	12,043.00	38.64
*****TOTAL FOR FUND-SCC 024 0000 (EMPLOYEE BENEFITS FUND FOR MEDICAL/DENTAL):	4,975,263.00	3,128,605.26	440,038.67	440,038.67	1,846,657.74	62.88
*****TOTAL FOR FUND-SCC 034 0000 (DFCC PROJECT MAINTENANCE FUND):	184,000.00	82,055.41	0.00	0.00	101,944.59	44.60
*****TOTAL FOR FUND-SCC 200 9101 (HIGH SCHOOL ART CLUB):	279.00	0.00	0.00	0.00	279.00	0.00
*****TOTAL FOR FUND-SCC 200 9102 (HIGH SCHOOL DRAMA CLUB):	11,500.00	104.00-	0.00	0.00	11,604.00	0.90-
*****TOTAL FOR FUND-SCC 200 9105 (HIGH SCHOOL FRENCH CLUB):	45.00	30.00	0.00	0.00	15.00	66.67

*** NOTE!! ONLY ACTIVE ACCOUNTS HAVE BEEN SELECTED, TOTALS MAY EXCLUDE AMOUNTS THAT ARE RELATED TO INACTIVE ACCOUNTS. ***

Date: 02/04/21
 Time: 3:46 pm

LEXINGTON LOCAL SCHOOLS
 Revenue Account Summary
 SORTED BY FUND-SCC/ACCT

Page: 4
 (REVSUM)

	FYTD Receivable	FYTD Actual Receipts	MTD Actual Receipts	YTD Actual Receipts	FYTD Balance Receivable	FYTD Percent Received
*****TOTAL FOR FUND-SCC 200 9107 (HIGH SCHOOL SPANISH CLUB):	150.00	0.00	0.00	0.00	150.00	0.00
*****TOTAL FOR FUND-SCC 200 9108 (HIGH SCHOOL LEO CLUB):	600.00	0.00	0.00	0.00	600.00	0.00
*****TOTAL FOR FUND-SCC 200 9114 (HIGH SCHOOL STUDENT COUNCIL FUND):	2,500.00	0.00	0.00	0.00	2,500.00	0.00
*****TOTAL FOR FUND-SCC 200 9115 (HIGH SCHOOL KEY CLUB):	3,000.00	500.25	0.00	0.00	2,499.75	16.68
*****TOTAL FOR FUND-SCC 200 9119 (HIGH SCHOOL YEARBOOK FUND):	16,500.00	10,804.00	1,104.00	1,104.00	5,696.00	65.48
*****TOTAL FOR FUND-SCC 200 9121 (HIGH SCHOOL NATIONAL HONOR SOCIETY):	2,500.00	1,667.50	923.50	923.50	832.50	66.70
*****TOTAL FOR FUND-SCC 200 9201 (JUNIOR HIGH ART CLUB):	75.00	178.15	0.00	0.00	103.15	237.53
*****TOTAL FOR FUND-SCC 200 9204 (JUNIOR HIGH STUDENT COUNCIL FUND):	1,317.00	0.00	0.00	0.00	1,317.00	0.00
*****TOTAL FOR FUND-SCC 200 9301 (EASTERN ELEMENTARY STUDENT ACTIVITY FUND):	1,500.00	0.00	0.00	0.00	1,500.00	0.00
*****TOTAL FOR FUND-SCC 200 9302 (EASTERN ELEMENTARY ROBOTICS FUND):	850.00	0.00	0.00	0.00	850.00	0.00

*** NOTE!! ONLY ACTIVE ACCOUNTS HAVE BEEN SELECTED, TOTALS MAY EXCLUDE AMOUNTS THAT ARE RELATED TO INACTIVE ACCOUNTS. ***

Date: 02/04/21
 Time: 3:46 pm

LEXINGTON LOCAL SCHOOLS
 Revenue Account Summary
 SORTED BY FUND-SCC/ACCT

	FYTD Receivable	FYTD Actual Receipts	MTD Actual Receipts	YTD Actual Receipts	FYTD Balance Receivable	FYTD Percent Received
*****TOTAL FOR FUND-SCC 200 9612 (JUNIOR HIGH INFORMED TEENS FUND):	1,000.00	16.62	0.00	0.00	983.38	1.66
*****TOTAL FOR FUND-SCC 300 9116 (CHOIR):	300.00	0.00	0.00	0.00	300.00	0.00
*****TOTAL FOR FUND-SCC 300 9206 (JUNIOR HIGH PHYS ED DEPARTMENT FUND):	2,800.00	150.00	0.00	0.00	2,650.00	5.36
*****TOTAL FOR FUND-SCC 300 9600 (ATHLETIC FUND):	196,500.00	92,895.81	19,612.00	19,612.00	103,604.19	47.28
*****TOTAL FOR FUND-SCC 300 9601 (ATHLETIC CAPITAL FUND):	25,000.00	0.00	0.00	0.00	25,000.00	0.00
*****TOTAL FOR FUND-SCC 451 9021 (Network Connectivity FY 2021):	9,000.00	4,500.00	0.00	0.00	4,500.00	50.00
*****TOTAL FOR FUND-SCC 467 0000 (STUDENT WELLNESS AND SUCCESS FUND):	313,072.28	120,664.00	0.00	0.00	192,408.28	38.54
*****TOTAL FOR FUND-SCC 499 9021 (SCHOOL SAFETY GRANT FY21):	10,500.00	0.00	0.00	0.00	10,500.00	0.00
*****TOTAL FOR FUND-SCC 499 9121 (SCHOOL BUS PURCHASE PROGRAM):	42,925.71	42,925.71	0.00	0.00	0.00	100.00
*****TOTAL FOR FUND-SCC 507 9021 (ESSER FUNDING FY21):	237,635.18	234,267.13	12,349.54	12,349.54	3,368.05	98.58

*** NOTE!! ONLY ACTIVE ACCOUNTS HAVE BEEN SELECTED, TOTALS MAY EXCLUDE AMOUNTS THAT ARE RELATED TO INACTIVE ACCOUNTS. ***

Date: 02/04/21
Time: 3:46 pm

LEXINGTON LOCAL SCHOOLS
Revenue Account Summary
SORTED BY FUND-SCC/ACCT

Page: 6
(REVSUM)

	FYTD Receivable	FYTD Actual Receipts	MTD Actual Receipts	YTD Actual Receipts	FYTD Balance Receivable	FYTD Percent Received
*****TOTAL FOR FUND-SCC 510 9021 (CRF FUNDING FY21):						
	118,824.75	118,824.75	92,861.61	92,861.61	0.00	100.00
=====						
*****TOTAL FOR FUND-SCC 516 9020 (IDEA-B SPECIAL EDUCATION FY20):						
	34,158.24	34,158.24	0.00	0.00	0.00	100.00
=====						
*****TOTAL FOR FUND-SCC 516 9021 (IDEA-B SPECIAL EDUCATION FY21):						
	585,490.44	214,127.84	82,193.88	82,193.88	371,362.60	36.57
=====						
*****TOTAL FOR FUND-SCC 572 9020 (TITLE I FY20):						
	37,225.31	34,683.37	0.00	0.00	2,541.94	93.17
=====						
*****TOTAL FOR FUND-SCC 572 9021 (TITLE I FY21):						
	266,587.05	121,827.40	45,152.98	45,152.98	144,759.65	45.70
=====						
*****TOTAL FOR FUND-SCC 587 9020 (EARLY CHILDHOOD SPECIAL EDUCATION IDEA FY20):						
	3,304.44	3,304.44	0.00	0.00	0.00	100.00
=====						
*****TOTAL FOR FUND-SCC 587 9021 (EARLY CHILDHOOD SPECIAL EDUCATION IDEA FY21):						
	15,122.45	5,286.45	2,159.44	2,159.44	9,836.00	34.96
=====						
*****TOTAL FOR FUND-SCC 590 9021 (TITLE II-A IMPROVING TEACHER QUALITY FY21):						
	52,936.51	39,702.38	16,795.91	16,795.91	13,234.13	75.00
=====						
*****TOTAL FOR FUND-SCC 599 9021 (TITLE IV FY21):						
	30,138.07	21,379.95	1,345.00	1,345.00	8,758.12	70.94
=====						
*****TOTAL FOR FUND-SCC 599 9921 (RICHLAND COUNTY MOBILE HOT SPOT GRANT):						
	0.00	20,800.00	0.00	0.00	20,800.00-	0.00
=====						

*** NOTE!! ONLY ACTIVE ACCOUNTS HAVE BEEN SELECTED, TOTALS MAY EXCLUDE AMOUNTS THAT ARE RELATED TO INACTIVE ACCOUNTS. ***

Date: 02/04/21
Time: 3:46 pm

LEXINGTON LOCAL SCHOOLS
Revenue Account Summary
SORTED BY FUND-SCC/ACCT

FYTD Receivable	FYTD Actual Receipts	MTD Actual Receipts	YTD Actual Receipts	FYTD Balance Receivable	FYTD Percent Received
--------------------	----------------------------	---------------------------	---------------------------	-------------------------------	-----------------------------

*****GRAND TOTALS:

36,866,949.38	19,604,712.35	1,665,372.44	1,665,372.44	17,262,237.03	53.18
---------------	---------------	--------------	--------------	---------------	-------

*** NOTE!! ONLY ACTIVE ACCOUNTS HAVE BEEN SELECTED, TOTALS MAY EXCLUDE AMOUNTS THAT ARE RELATED TO INACTIVE ACCOUNTS. ***

Date: 02/04/21
 Time: 3:48 pm

LEXINGTON LOCAL SCHOOLS
 Appropriation Account Summary
 SORTED BY FUND-SCC/ACCT

Page: 1
 (APPSUM)

FYTD Appropriated	Prior FY Carryover Encumbrances	FYTD Expendable	FYTD Actual Expenditures	MTD Actual Expenditures	Current + Future Encumbrances	FYTD Remaining Balance	FYTD Percent Exp/Enc
*****TOTAL FOR FUND-SCC 001 0000 (GENERAL FUND):							
26,167,987.00	269,184.22	26,437,171.22	14,408,969.35	2,298,493.15	1,226,491.20	10,801,710.67	59.14
*****TOTAL FOR FUND-SCC 002 0000 (BOND RETIREMENT FUND):							
5,017,331.26	0.00	5,017,331.26	4,008,017.18	0.00	965,853.13	43,460.95	99.13
*****TOTAL FOR FUND-SCC 003 0000 (PERMANENT IMPROVEMENT FUND):							
725,000.00	28,616.47	753,616.47	393,377.10	1,321.63	56,100.38	304,138.99	59.64
*****TOTAL FOR FUND-SCC 004 0000 (LFI BUILDING FUND):							
10,092,430.78	881,259.00	10,973,689.78	1,053,928.53	206,347.83	1,969,822.38	7,949,938.87	27.55
*****TOTAL FOR FUND-SCC 006 0000 (FOOD SERVICE FUND):							
718,008.01	1,444.00	719,452.01	437,430.89	71,959.91	71,051.91	210,969.21	70.68
*****TOTAL FOR FUND-SCC 007 9100 (LEXINGTON MINUTEMEN ACADEMIC SCHOLARSHIP FUND):							
15,500.00	3,000.00	18,500.00	11,000.00	9,000.00	7,000.00	500.00	97.30
*****TOTAL FOR FUND-SCC 010 0000 (CLASSROOM FACILITIES CONSTRUCTION FUND):							
42,866,140.46	2,009,659.15	44,875,799.61	3,297,111.44	647,528.43	1,053,293.03	40,525,395.14	9.69
*****TOTAL FOR FUND-SCC 018 9100 (HIGH SCHOOL PRINCIPAL'S FUND):							
10,604.30	0.00	10,604.30	889.57	45.33	8,578.69	1,136.04	89.29
*****TOTAL FOR FUND-SCC 018 9101 (HIGH SCHOOL FLOWER FUND):							
209.00	0.00	209.00	0.00	0.00	0.00	209.00	0.00
*****TOTAL FOR FUND-SCC 018 9200 (JUNIOR HIGH PRINCIPAL'S FUND):							
5,412.67	5,880.00	11,292.67	175.00	35.00	5,880.00	5,237.67	53.62

*** NOTE!! ONLY ACTIVE ACCOUNTS HAVE BEEN SELECTED, TOTALS MAY EXCLUDE AMOUNTS THAT ARE RELATED TO INACTIVE ACCOUNTS. ***

LEXINGTON LOCAL SCHOOLS
 Appropriation Account Summary
 SORTED BY FUND-SCC/ACCT

FYTD Appropriated	Prior FY Carryover Encumbrances	FYTD Expendable	FYTD Actual Expenditures	MTD Actual Expenditures	Current + Future Encumbrances	FYTD Remaining Balance	FYTD Percent Exp/Enc
*****TOTAL FOR FUND-SCC 018 9300 (EASTERN PRINCIPAL'S FUND):							
3,401.48	426.40	3,827.88	1,368.20	22.00	373.00	2,086.68	45.49
*****TOTAL FOR FUND-SCC 018 9301 (EASTERN ELEMENTARY BOOKFAIR/BOXTOPS FUND):							
10,397.27	0.00	10,397.27	0.00	0.00	310.02	10,087.25	2.98
*****TOTAL FOR FUND-SCC 018 9302 (EASTERN ELEMENTARY MATH):							
1,036.52	0.00	1,036.52	0.00	0.00	0.00	1,036.52	0.00
*****TOTAL FOR FUND-SCC 018 9303 (EASTERN RUN CLUB):							
1,771.83	0.00	1,771.83	815.10	0.00	384.90	571.83	67.73
*****TOTAL FOR FUND-SCC 018 9400 (CENTRAL PRINCIPAL'S FUND):							
7,500.00	1,282.91	8,782.91	1,644.99	308.64	785.49	6,352.43	27.67
*****TOTAL FOR FUND-SCC 018 9401 (CENTRAL ELEMENTARY BOOKFAIR FUND):							
6,500.00	56.72	6,556.72	241.45	153.40-	205.15	6,110.12	6.81
*****TOTAL FOR FUND-SCC 018 9402 (CENTRAL ELEMENTARY ART):							
1,500.00	0.00	1,500.00	0.00	0.00	0.00	1,500.00	0.00
*****TOTAL FOR FUND-SCC 018 9500 (WESTERN PRINCIPAL'S FUND):							
9,500.00	201.50	9,701.50	176.98	0.00	281.20	9,243.32	4.72
*****TOTAL FOR FUND-SCC 018 9501 (WESTERN ELEMENTARY BOOKFAIR/BOXTOPS FUND):							
6,500.00	0.00	6,500.00	0.00	0.00	0.00	6,500.00	0.00
*****TOTAL FOR FUND-SCC 018 9503 (WESTERN ELEMENTARY ART):							
1,986.42	0.00	1,986.42	0.00	0.00	0.00	1,986.42	0.00

*** NOTE!! ONLY ACTIVE ACCOUNTS HAVE BEEN SELECTED, TOTALS MAY EXCLUDE AMOUNTS THAT ARE RELATED TO INACTIVE ACCOUNTS. ***

LEXINGTON LOCAL SCHOOLS
 Appropriation Account Summary
 SORTED BY FUND-SCC/ACCT

FYTD Appropriated	Prior FY Carryover Encumbrances	FYTD Expendable	FYTD Actual Expenditures	MTD Actual Expenditures	Current + Future Encumbrances	FYTD Remaining Balance	FYTD Percent Exp/Enc
*****TOTAL FOR FUND-SCC 018 9901 (JUNIOR HIGH TEACHER ADVISORY FUND):							
109.25	0.00	109.25	0.00	0.00	0.00	109.25	0.00
*****TOTAL FOR FUND-SCC 019 9001 (ACADEMIC BOOSTERS GRANTS):							
769.07	0.00	769.07	0.00	0.00	0.00	769.07	0.00
*****TOTAL FOR FUND-SCC 019 9121 (CENTRAL ELEMENTARY PTD GRANTS):							
2,306.26	443.64	2,749.90	498.89	0.00	250.00	2,001.01	27.23
*****TOTAL FOR FUND-SCC 019 9122 (EASTERN ELEMENTARY PTD GRANTS):							
2,401.33	0.00	2,401.33	0.00	0.00	0.00	2,401.33	0.00
*****TOTAL FOR FUND-SCC 019 9123 (WESTERN ELEMENTARY PTD GRANTS):							
3,139.13	0.00	3,139.13	0.00	0.00	0.00	3,139.13	0.00
*****TOTAL FOR FUND-SCC 019 9200 (RICHLAND COUNTY FOUNDATION GRANT PLAYGROUND):							
200.00	0.00	200.00	0.00	0.00	0.00	200.00	0.00
*****TOTAL FOR FUND-SCC 019 9218 (RICH CO FOUND-WRITE STUFF STEAM KIT):							
52.93	0.00	52.93	0.00	0.00	0.00	52.93	0.00
*****TOTAL FOR FUND-SCC 019 9221 (RICH CO FOUND-SCIENCE DISCOVERY BINS):							
0.95	0.00	0.95	0.00	0.00	0.00	0.95	0.00
*****TOTAL FOR FUND-SCC 019 9222 (RICH CO FOUND-ONE BIG HAPPY FAMILY):							
688.74	0.00	688.74	0.00	0.00	686.33	2.41	99.65
*****TOTAL FOR FUND-SCC 019 9223 (RICH CO FOUND-MAKER MAVEN STEM):							
1,250.00	0.00	1,250.00	1,250.00	0.00	0.00	0.00	100.00

*** NOTE!! ONLY ACTIVE ACCOUNTS HAVE BEEN SELECTED, TOTALS MAY EXCLUDE AMOUNTS THAT ARE RELATED TO INACTIVE ACCOUNTS. ***

Date: 02/04/21
 Time: 3:48 pm

LEXINGTON LOCAL SCHOOLS
 Appropriation Account Summary
 SORTED BY FUND-SCC/ACCT

FYTD Appropriated	Prior FY Carryover Encumbrances	FYTD Expendable	FYTD Actual Expenditures	MTD Actual Expenditures	Current + Future Encumbrances	FYTD Remaining Balance	FYTD Percent Exp/Enc
*****TOTAL FOR FUND-SCC 019 9224 (RICH CO FOUND-STEM SNAP CIRCUITS):							
1,478.21	0.00	1,478.21	1,411.85	0.00	0.00	66.36	95.51
*****TOTAL FOR FUND-SCC 019 9301 (RICH CO FOUND/SECD ROBOTICS GRANT (HEIMANN)):							
31.72	0.00	31.72	0.00	0.00	0.00	31.72	0.00
*****TOTAL FOR FUND-SCC 019 9302 (RICH CO RETIRED TEACHERS ASSOC):							
150.00	0.00	150.00	0.00	0.00	0.00	150.00	0.00
*****TOTAL FOR FUND-SCC 022 9601 (DHSAA TOURNAMENT AGENCY FUND):							
19,628.00	0.00	19,628.00	2,355.72	0.00	15,500.00	1,772.28	90.97
*****TOTAL FOR FUND-SCC 024 0000 (EMPLOYEE BENEFITS FUND FOR MEDICAL/DENTAL):							
5,096,545.00	0.00	5,096,545.00	3,317,828.49	298,948.47	489,315.60	1,289,400.91	74.70
*****TOTAL FOR FUND-SCC 034 0000 (OFCC PROJECT MAINTENANCE FUND):							
5,000.00	0.00	5,000.00	1,310.36	0.00	0.00	3,689.64	26.21
*****TOTAL FOR FUND-SCC 200 9101 (HIGH SCHOOL ART CLUB):							
651.46	0.00	651.46	0.00	0.00	0.00	651.46	0.00
*****TOTAL FOR FUND-SCC 200 9102 (HIGH SCHOOL DRAMA CLUB):							
20,000.00	4,599.04	24,599.04	0.00	0.00	0.00	24,599.04	0.00
*****TOTAL FOR FUND-SCC 200 9103 (HIGH SCHOOL MATH CLUB):							
52.70	0.00	52.70	0.00	0.00	0.00	52.70	0.00
*****TOTAL FOR FUND-SCC 200 9104 (HIGH SCHOOL LEADERSHIP COUNCIL):							
697.11	0.00	697.11	0.00	0.00	0.00	697.11	0.00

*** NOTE!! ONLY ACTIVE ACCOUNTS HAVE BEEN SELECTED, TOTALS MAY EXCLUDE AMOUNTS THAT ARE RELATED TO INACTIVE ACCOUNTS. ***

Date: 02/04/21
 Time: 3:48 pm

LEXINGTON LOCAL SCHOOLS
 Appropriation Account Summary
 SORTED BY FUND-SCC/ACCT

Page: 5
 (APPSUM)

FYTD Appropriated	Prior FY Carryover Encumbrances	FYTD Expendable	FYTD Actual Expenditures	MTD Actual Expenditures	Current + Future Encumbrances	FYTD Remaining Balance	FYTD Percent Exp/Enc
*****TOTAL FOR FUND-SCC 200 9105 (HIGH SCHOOL FRENCH CLUB):							
379.75	0.00	379.75	0.00	0.00	0.00	379.75	0.00
*****TOTAL FOR FUND-SCC 200 9107 (HIGH SCHOOL SPANISH CLUB):							
718.50	0.00	718.50	0.00	0.00	0.00	718.50	0.00
*****TOTAL FOR FUND-SCC 200 9108 (HIGH SCHOOL LEO CLUB):							
1,000.00	518.13	1,518.13	0.00	0.00	0.00	1,518.13	0.00
*****TOTAL FOR FUND-SCC 200 9114 (HIGH SCHOOL STUDENT COUNCIL FUND):							
2,500.00	0.00	2,500.00	0.00	0.00	500.00	2,000.00	20.00
*****TOTAL FOR FUND-SCC 200 9115 (HIGH SCHOOL KEY CLUB):							
1,000.00	0.00	1,000.00	490.00	0.00	0.00	510.00	49.00
*****TOTAL FOR FUND-SCC 200 9116 (HIGH SCHOOL CHESS CLUB):							
321.00	0.00	321.00	0.00	0.00	0.00	321.00	0.00
*****TOTAL FOR FUND-SCC 200 9119 (HIGH SCHOOL YEARBOOK FUND):							
20,000.00	4,831.20	24,831.20	1,167.74	0.00	3,663.46	20,000.00	19.46
*****TOTAL FOR FUND-SCC 200 9120 (HIGH SCHOOL JOURNALISM FUND):							
250.00	0.00	250.00	0.00	0.00	0.00	250.00	0.00
*****TOTAL FOR FUND-SCC 200 9121 (HIGH SCHOOL NATIONAL HONOR SOCIETY):							
1,500.00	0.00	1,500.00	964.05	0.00	220.95	315.00	79.00
*****TOTAL FOR FUND-SCC 200 9201 (JUNIOR HIGH ART CLUB):							
616.33	0.00	616.33	0.00	0.00	0.00	616.33	0.00

*** NOTE!! ONLY ACTIVE ACCOUNTS HAVE BEEN SELECTED, TOTALS MAY EXCLUDE AMOUNTS THAT ARE RELATED TO INACTIVE ACCOUNTS. ***

Date: 02/04/21
 Time: 3:48 pm

LEXINGTON LOCAL SCHOOLS
 Appropriation Account Summary
 SORTED BY FUND-SCC/ACCT

FYTD Appropriated	Prior FY Carryover Encumbrances	FYTD Expendable	FYTD Actual Expenditures	MTD Actual Expenditures	Current + Future Encumbrances	FYTD Remaining Balance	FYTD Percent Exp/Enc
*****TOTAL FOR FUND-SCC 200 9204 (JUNIOR HIGH STUDENT COUNCIL FUND):							
1,500.00	0.00	1,500.00	0.00	0.00	0.00	1,500.00	0.00
*****TOTAL FOR FUND-SCC 200 9205 (JUNIOR HIGH LIBRARY CLUB):							
77.65	0.00	77.65	0.00	0.00	0.00	77.65	0.00
*****TOTAL FOR FUND-SCC 200 9301 (EASTERN ELEMENTARY STUDENT ACTIVITY FUND):							
2,000.00	0.00	2,000.00	115.30	0.00	109.70	1,775.00	11.25
*****TOTAL FOR FUND-SCC 200 9302 (EASTERN ELEMENTARY ROBOTICS FUND):							
1,425.16	0.00	1,425.16	0.00	0.00	0.00	1,425.16	0.00
*****TOTAL FOR FUND-SCC 200 9611 (HIGH SCHOOL INFORMED TEENS FUND):							
903.63	0.00	903.63	0.00	0.00	0.00	903.63	0.00
*****TOTAL FOR FUND-SCC 200 9612 (JUNIOR HIGH INFORMED TEENS FUND):							
1,544.18	0.00	1,544.18	0.00	0.00	0.00	1,544.18	0.00
*****TOTAL FOR FUND-SCC 300 9115 (JAZZ BAND):							
1,000.00	0.00	1,000.00	0.00	0.00	0.00	1,000.00	0.00
*****TOTAL FOR FUND-SCC 300 9116 (CHOIR):							
1,584.95	0.00	1,584.95	0.00	0.00	0.00	1,584.95	0.00
*****TOTAL FOR FUND-SCC 300 9206 (JUNIOR HIGH PHYS ED DEPARTMENT FUND):							
3,000.00	0.00	3,000.00	202.92	0.00	1,136.08	1,661.00	44.63
*****TOTAL FOR FUND-SCC 300 9210 (JR HIGH INSTRUMENTAL):							
41.03	0.00	41.03	0.00	0.00	0.00	41.03	0.00

*** NOTE!! ONLY ACTIVE ACCOUNTS HAVE BEEN SELECTED, TOTALS MAY EXCLUDE AMOUNTS THAT ARE RELATED TO INACTIVE ACCOUNTS. ***

Date: 02/04/21
 Time: 3:48 pm

LEXINGTON LOCAL SCHOOLS
 Appropriation Account Summary
 SORTED BY FUND-SCC/ACCT

FYTD Appropriated	Prior FY Carryover Encumbrances	FYTD Expendable	FYTD Actual Expenditures	MTD Actual Expenditures	Current + Future Encumbrances	FYTD Remaining Balance	FYTD Percent Exp/Enc
*****TOTAL FOR FUND-SCC 300 9600 (ATHLETIC FUND):							
198,700.00	2,209.18	200,909.18	99,958.25	9,444.00	55,185.46	45,765.47	77.22
*****TOTAL FOR FUND-SCC 300 9601 (ATHLETIC CAPITAL FUND):							
45,000.00	0.00	45,000.00	0.00	0.00	0.00	45,000.00	0.00
*****TOTAL FOR FUND-SCC 300 9602 (ORCHESTRA):							
63.22	0.00	63.22	0.00	0.00	0.00	63.22	0.00
*****TOTAL FOR FUND-SCC 300 9603 (ELEMENTARY MUSIC):							
1,572.09	0.00	1,572.09	0.00	0.00	0.00	1,572.09	0.00
*****TOTAL FOR FUND-SCC 300 9605 (BAND):							
232.95	0.00	232.95	0.00	0.00	0.00	232.95	0.00
*****TOTAL FOR FUND-SCC 451 9021 (Network Connectivity FY 2021):							
9,000.00	0.00	9,000.00	9,000.00	9,000.00	0.00	0.00	100.00
*****TOTAL FOR FUND-SCC 467 0000 (STUDENT WELLNESS AND SUCCESS FUND):							
313,958.80	19,964.28	333,923.08	192,726.45	16,136.81	25,119.32	116,077.31	65.24
*****TOTAL FOR FUND-SCC 499 9021 (SCHOOL SAFETY GRANT FY21):							
10,500.00	0.00	10,500.00	0.00	0.00	0.00	10,500.00	0.00
*****TOTAL FOR FUND-SCC 499 9121 (SCHOOL BUS PURCHASE PROGRAM):							
42,925.71	0.00	42,925.71	42,925.71	0.00	0.00	0.00	100.00
*****TOTAL FOR FUND-SCC 507 9021 (ESSER FUNDING FY21):							
23,763.52	0.00	23,763.52	20,395.47	12,349.54	3,368.05	0.00	100.00

*** NOTE!! ONLY ACTIVE ACCOUNTS HAVE BEEN SELECTED, TOTALS MAY EXCLUDE AMOUNTS THAT ARE RELATED TO INACTIVE ACCOUNTS. ***

Date: 02/04/21
 Time: 3:48 pm

LEXINGTON LOCAL SCHOOLS
 Appropriation Account Summary
 SORTED BY FUND-SCC/ACCT

FYTD Appropriated	Prior FY Carryover Encumbrances	FYTD Expendable	FYTD Actual Expenditures	MTD Actual Expenditures	Current + Future Encumbrances	FYTD Remaining Balance	FYTD Percent Exp/Enc
*****TOTAL FOR FUND-SCC 510 9021 (CRF FUNDING FY21):							
118,824.75	0.00	118,824.75	118,824.75	0.00	0.00	0.00	100.00
*****TOTAL FOR FUND-SCC 516 9020 (IDEA-B SPECIAL EDUCATION FY20):							
7,325.13	14,133.53	21,458.66	7,325.13	0.00	0.00	14,133.53	34.14
*****TOTAL FOR FUND-SCC 516 9021 (IDEA-B SPECIAL EDUCATION FY21):							
571,356.91	0.00	571,356.91	219,516.90	46,651.82	219,618.88	132,221.13	76.86
*****TOTAL FOR FUND-SCC 572 9020 (TITLE I FY20):							
9,249.35	1,187.16	10,436.51	10,436.51	0.00	0.00	0.00	100.00
*****TOTAL FOR FUND-SCC 572 9021 (TITLE I FY21):							
269,128.99	0.00	269,128.99	124,239.58	23,487.77	23,635.46	121,253.95	54.95
*****TOTAL FOR FUND-SCC 587 9020 (EARLY CHILDHOOD SPECIAL EDUCATION IDEA FY20):							
0.00	60.00	60.00	0.00	0.00	0.00	60.00	0.00
*****TOTAL FOR FUND-SCC 587 9021 (EARLY CHILDHOOD SPECIAL EDUCATION IDEA FY21):							
15,062.45	0.00	15,062.45	7,262.51	1,976.06	5,212.69	2,587.25	82.82
*****TOTAL FOR FUND-SCC 590 9021 (TITLE II-A IMPROVING TEACHER QUALITY FY21):							
52,936.51	0.00	52,936.51	40,920.99	9,345.71	0.00	12,015.52	77.30
*****TOTAL FOR FUND-SCC 599 9020 (TITLE IV FY20):							
600.00-	600.00	0.00	0.00	0.00	0.00	0.00	0.00
*****TOTAL FOR FUND-SCC 599 9021 (TITLE IV FY21):							
30,138.07	0.00	30,138.07	21,379.95	1,345.00	0.00	8,758.12	70.94

*** NOTE!! ONLY ACTIVE ACCOUNTS HAVE BEEN SELECTED, TOTALS MAY EXCLUDE AMOUNTS THAT ARE RELATED TO INACTIVE ACCOUNTS. ***

Date: 02/04/21
Time: 3:48 pm

LEXINGTON LOCAL SCHOOLS
Appropriation Account Summary
SORTED BY FUND-SCC/ACCT

Page: 9
(APPSUM)

FYTD Appropriated	Prior FY Carryover Encumbrances	FYTD Expendable	FYTD Actual Expenditures	MTD Actual Expenditures	Current + Future Encumbrances	FYTD Remaining Balance	FYTD Percent Exp/Enc
*****TOTAL FOR FUND-SCC 599 9921 (RICHLAND COUNTY MOBILE HOT SPOT GRANT):							
0.00	0.00	0.00	12,655.04	1,803.48	7,704.50	20,359.54-	0.00
=====							
*****GRAND TOTALS:							
92,584,369.49	3,249,556.53	95,833,926.02	27,870,308.34	3,665,397.18	6,217,636.96	61,745,980.72	35.57
=====							

*** NOTE!! ONLY ACTIVE ACCOUNTS HAVE BEEN SELECTED, TOTALS MAY EXCLUDE AMOUNTS THAT ARE RELATED TO INACTIVE ACCOUNTS. ***