


LEXINGTON LOCAL SCHOOLS



FINANCIAL REPORT
FOR THE PERIOD ENDING
AUGUST 31, 2020

PREPARED BY
JASON WHITESEL, TREASURER

DATE: 09/02/2020
TIME: 16:42

LEXINGTON LOCAL SCHOOLS
CASH RECONCILIATION AS OF 08/31/2020

PAGE: 1
(USAEMSED)

	SUB-TOTALS	TOTALS
	-----	-----
Gross Depository Balances:		
RICHLAND BANK MMA 5719	\$ 6,139,114.58	
RICHLAND BANK SWEEP ACCT 3520	5,934,563.31	
RICHLAND BANK GENERAL ACCT 0580	300,000.00	
RICHLAND BANK ANTHEM SWEEP 3523	1,084,716.62	
RICHLAND BANK EE BENEFITS 3180	0.00	
RICHLAND BANK PAYROLL ACCT 9780	16,169.12	
RICHLAND BANK ATHLETIC ACCT 3280	5,025.00	

Total Depository Balances (Gross)		\$ 13,479,588.63
Adjustments to Bank Balance:		
Cash in Transit to Bank	\$ 6,063.61	
Outstanding Checks	130,074.61-	
Adjustments	648.54-	
Outstanding Vision Payment -\$8.33		
Municipal Income Tax -\$640.21		

Total Adjustments to Bank Balance		124,659.54-
Investments:		
Treasury Bonds and Notes	\$ 39,244,414.39	
Certificate of Deposits	7,010,000.00	
Other Securities	8,773,980.84	
Other Investments:		
Richland Bank MMA (5750)	375,937.90	
RICHLAND BANK MMA (R252)	5,185,276.24	
Richland Bank MMA/Sav (R252)	248,000.00	

Total Investments		60,837,609.37
Cash on Hand:		
Petty Cash:		
TREASURER'S OFFICE	\$ 100.00	
HIGH SCHOOL	50.00	
JUNIOR HIGH SCHOOL	50.00	
EASTERN, CENTRAL, WESTERN	100.00	
Change Cash:		
ATHLETIC CHANGE	\$ 3,000.00	
CAFETERIA CHANGE	333.00	
JUNIOR HIGH SCHOOL	100.00	
HIGH SCHOOL	100.00	
Cash with Fiscal Agent	0.00	

Total Cash on Hand		3,833.00

Total Balances		\$ 74,196,371.46
		=====
Total Fund Balance		\$ 74,196,371.46
		=====
Depository Clearance Accounts:		

James D. Whitfield

August 01, 2020 through August 31, 2020

Account Name : Lexington Local SD Managing Agency

Account No : 5750

Summary Of Investment Holdings

Quantity	Description			Unit Value	Market Value	Tax Cost	Estimated Ann Inc	Yield To Mkt
Money Markets - Taxable								
375,937.9	Northern Instl Government Select Portfolio			1.0000	375,937.90	375,937.90	187.97	0.05%
Totals					375,937.90	375,937.90	187.97	0.05%
Marketable CDs								
248,000	Wells Fargo Bank NA	2.800%	09/14/2020	100.1069	248,265.11	248,000.00	6,944.00	2.80%
200,000	Marlin Business Bank	1.850%	10/13/2020	100.2147	200,429.40	200,000.00	3,700.00	1.85%
175,000	Unison Bank	1.500%	11/25/2020	100.4671	175,817.43	175,000.00	2,625.00	1.49%
200,000	Goldman Sachs Bank USA	1.850%	02/17/2021	100.8391	201,678.20	200,000.00	3,700.00	1.83%
200,000	MB Financial Bank NA	1.400%	03/30/2021	100.6272	201,254.40	200,000.00	2,800.00	1.39%
100,000	BankVista	1.400%	04/06/2021	100.7955	100,795.50	100,000.00	1,400.00	1.39%
200,000	Bank of Santa Clarita CA	1.400%	04/15/2021	100.8285	201,657.00	200,000.00	2,800.00	1.39%
200,000	Stearns Bank NA	1.950%	09/29/2021	101.9852	203,970.40	200,000.00	3,900.00	1.91%
200,000	Citibank NA	3.150%	10/26/2021	103.5038	207,007.60	200,000.00	6,300.00	3.04%
200,000	BMW Bank North America	3.050%	12/28/2021	103.8905	207,781.00	200,000.00	6,100.00	2.94%
100,000	Medallion Bank UT	3.050%	01/10/2022	103.9787	103,978.70	100,000.00	3,050.00	2.93%
150,000	TIAA FSB	2.850%	02/22/2022	104.0376	156,056.40	150,000.00	4,275.00	2.74%
200,000	Bridgewater Bank Bloom MN	1.900%	02/28/2022	102.6518	205,303.60	200,000.00	3,800.00	1.85%
200,000	Continental Bank UT	1.900%	06/22/2022	103.1841	206,368.20	200,000.00	3,800.00	1.84%
200,000	American Express Centurion	2.400%	09/12/2022	104.2435	208,487.00	200,000.00	4,800.00	2.30%
200,000	Discover Bank	2.250%	09/27/2022	104.3334	208,666.80	200,000.00	4,500.00	2.16%
200,000	Sallie Mae Bank SLC UT	2.500%	12/13/2022	105.3208	210,641.60	200,000.00	5,000.00	2.37%
25,000	State Bank of India NY	3.000%	03/06/2023	107.0693	26,767.33	25,000.00	750.00	2.80%
200,000	Comenity Capital Bank	2.700%	04/17/2023	106.5857	213,171.40	200,000.00	5,400.00	2.53%
150,000	Merrick Bank	2.050%	07/12/2023	105.2762	157,914.30	150,000.00	3,075.00	1.95%
100,000	Border State Bank	1.100%	03/27/2024	102.9744	102,974.40	100,000.00	1,100.00	1.07%
248,000	Live Oak Banking Company	1.250%	09/13/2024	103.7844	257,385.31	248,000.00	3,100.00	1.20%

August 01, 2020 through August 31, 2020

Account Name : Lexington Local SD Managing Agency

Account No : 5750

Summary Of Investment Holdings

Quantity	Description	Unit Value	Market Value	Tax Cost	Estimated Ann Inc To Mkt	Yield
<i>Totals</i>			4,006,371.08	3,896,000.00	82,919.00	2.07%
<u>U.S. Treasury Bills</u>						
200,000	US Treasury Bill United States Treas Bills Dt 022720-022521 Dtd 02/27/20 Mat 02/25/21	99.9385	199,877.00	199,878.67	257.84	0.13%
<i>Totals</i>			199,877.00	199,878.67	257.84	0.13%
<u>Commercial Paper - Corporate</u>						
250,000	Lloyds Bk Corporate Mkts Com	99.8839	249,709.72	249,709.72	550.00	0.22%
<i>Totals</i>			249,709.72	249,709.72	550.00	0.22%
<u>U.S. Govt Agy-Exempt State</u>						
150,000	FFCB	1.690% 02/12/2024	100.5029	150,754.30	150,000.00	2,535.00 1.68%
200,000	FHLB	0.720% 12/30/2024	100.0054	200,010.79	200,000.00	1,440.00 0.72%
<i>Totals</i>			350,765.09	350,000.00	3,975.00	1.13%
<u>U.S. Govt Agy-Non-Ex St-Int Only</u>						
250,000	FHLMC 0.4000% 10/23/23	0.400% 10/23/2023	100.0041	250,010.37	250,000.00	1,000.00 0.40%
<i>Totals</i>			250,010.37	250,000.00	1,000.00	0.40%
<i>Grand Total</i>			5,432,671.16	5,321,526.29	88,889.81	1.64%

Gain or Loss amounts and transactions, as shown, may not reflect the amount to be used for income tax purposes.

August 01, 2020 through August 31, 2020

Account Name : Lexington Local SD Bond Acct Man Agcy

Account No : R252

Summary Of Investment Holdings

Quantity	Description			Unit Value	Market Value	Tax Cost	Estimated Ann Inc	Yield To Mkt
<u>Money Markets - Taxable</u>								
5,185,276.24	Northern Instl Government Select Portfolio			1.0000	5,185,276.24	5,185,276.24	2,592.64	0.05%
<i>Totals</i>					5,185,276.24	5,185,276.24	2,592.64	0.05%
<u>Money Markets/Savings - Taxable</u>								
248,000	Park National Bank FDIC Account P250			1.0000	248,000.00	248,000.00	124.00	0.05%
<i>Totals</i>					248,000.00	248,000.00	124.00	0.05%
<u>Marketable CDs</u>								
240,000	Investors BK Short Hills NJ	0.800%	10/26/2020	100.1158	240,277.92	240,000.00	1,920.00	0.80%
238,000	MetaBank	1.700%	10/30/2020	100.2738	238,651.64	238,000.00	4,046.00	1.70%
238,000	BMO Harris Bank NA	1.750%	11/02/2020	100.2962	238,704.96	238,000.00	4,165.00	1.74%
238,000	New York Community Bank	1.650%	12/10/2020	100.4434	239,055.29	238,000.00	3,927.00	1.64%
240,000	Bank OZK	1.650%	01/04/2021	100.5441	241,305.84	240,000.00	3,960.00	1.64%
240,000	Bank of India NY	1.650%	01/27/2021	100.6529	241,566.96	240,000.00	3,960.00	1.64%
240,000	ESSA Bank & Trust PA	1.600%	01/28/2021	100.6365	241,527.60	240,000.00	3,840.00	1.59%
240,000	Morgan Stanley PVT Bank	1.700%	01/29/2021	100.6826	241,638.24	240,000.00	4,080.00	1.69%
240,000	TBK Bank SSB	1.650%	01/29/2021	100.6617	241,588.08	240,000.00	3,960.00	1.64%
240,000	First Foundation Bank	1.600%	02/04/2021	100.6660	241,598.40	240,000.00	3,840.00	1.59%
240,000	Hardin County Bank	1.600%	02/05/2021	100.6579	241,578.96	240,000.00	3,840.00	1.59%
240,000	Haven Savings Bank	1.600%	02/12/2021	100.6997	241,679.28	240,000.00	3,840.00	1.59%
240,000	Ally Bank Midvale UT	1.000%	04/23/2021	100.6039	241,449.36	240,000.00	2,400.00	0.99%
<i>Totals</i>					3,130,622.53	3,114,000.00	47,778.00	1.53%
<u>U.S. Treasury Bills</u>								
10,000,000	US Treasury Bill		11/05/2020	99.9815	9,998,150.00	9,997,472.20	17,396.78	0.17%
10,000,000	US Treasury Bill	0.105%	02/04/2021	99.9491	9,994,910.00	9,994,691.70	14,692.52	0.15%
	United States Treas Bills Dt 080620-020421		Dtd 08/06/20 Mat 02/04/21					

August 01, 2020 through August 31, 2020

Account Name : Lexington Local SD Bond Acct Man Agcy

Account No : R252

Summary Of Investment Holdings

Quantity	Description			Unit Value	Market Value	Tax Cost	Estimated Ann Inc	Yield To Mkt
<i>Totals</i>					19,993,060.00	19,992,163.90	32,089.30	0.16%
<u>U.S. Treasury Bonds</u>								
3,000,000	US Treasury Bond	2.750%	09/30/2020	100.2091	3,006,273.00	3,017,702.42	82,500.00	2.74%
<i>Totals</i>					3,006,273.00	3,017,702.42	82,500.00	2.74%
<u>Corporate Bonds</u>								
10,000,000	US Treasury Bill	0.140%	08/12/2021	99.8586	9,985,860.00	9,985,844.40	0.00	0.00%
	United States Treas Bills Dt 081320-081221		Dtd 08/13/20 Mat 08/12/21					
<i>Totals</i>					9,985,860.00	9,985,844.40	0.00	0.00%
<u>Commercial Paper - Corporate</u>								
2,800,000	Ind & Comm Bk Com'l Paper	0.470%	09/24/2020	99.8825	2,796,710.00	2,796,710.00	13,144.54	0.47%
2,950,000	Toyota Mtr Cr Corp Com'l Pap		10/02/2020	99.4757	2,934,532.97	2,934,780.46	36,874.99	1.26%
2,800,000	China Cons Bank Corp Com'l P	0.510%	12/30/2020	99.7422	2,792,780.68	2,792,780.66	14,279.99	0.51%
<i>Totals</i>					8,524,023.65	8,524,271.12	64,299.52	0.75%
<u>U.S. Govt Agv-Exempt State</u>								
750,000	Federal Farm Cr Bks	0.600%	07/02/2024	99.9872	749,904.14	750,000.00	4,500.00	0.60%
	Dtd 07/02/20							
4,700,000	FFCB	0.800%	06/02/2025	100.0009	4,700,040.42	4,698,825.00	37,600.00	0.80%
<i>Totals</i>					5,449,944.56	5,448,825.00	42,100.00	0.77%
<i>Grand Total</i>					55,523,059.98	55,516,083.08	271,483.46	0.49%

Gain or Loss amounts and transactions, as shown, may not reflect the amount to be used for income tax purposes.

LEXINGTON LOCAL SCHOOLS
INVESTMENT REPORT FOR THE MONTH ENDING
AUGUST 31, 2020

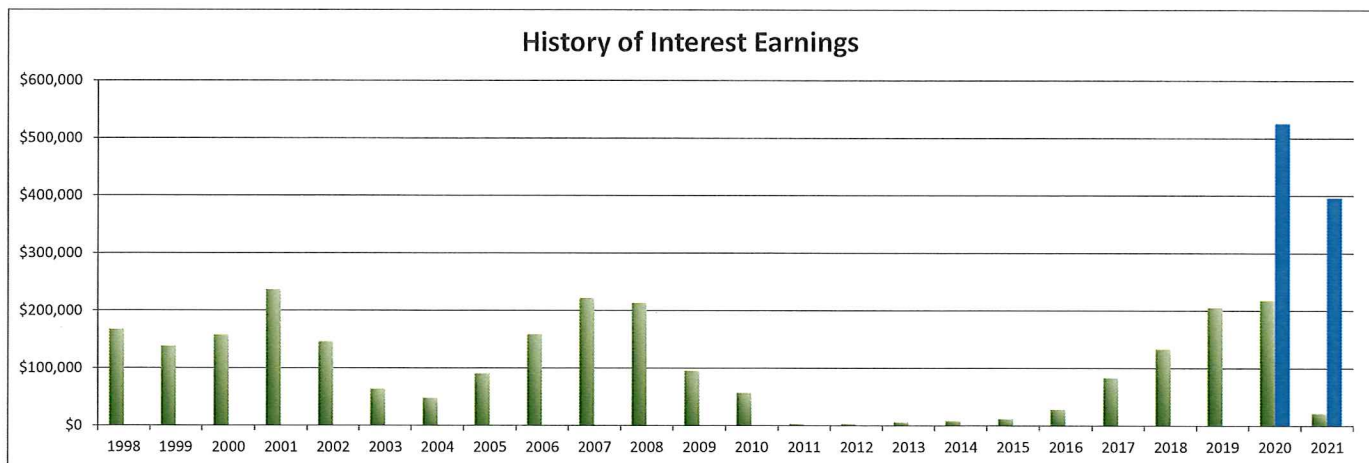
INTEREST EARNED:	THIS MONTH	FISCAL YEAR TO DATE
Richland Bank, General Sweep	\$377.09	\$453.92
Richland Bank, General MMA	\$755.78	\$1,511.49
Richland Bank, Anthem Sweep	\$89.42	\$182.61
Star Ohio	\$0.00	\$0.00
CDs, Bonds, and other investments	\$13,431.02	\$19,141.12
TOTAL INTEREST RECEIVED	\$14,653.31	\$21,289.14

INTEREST EARNED (LEX BOND ACCT)	THIS MONTH	FISCAL YEAR TO DATE
Richland Bank, General Sweep	\$0.00	\$0.00
Richland Bank, General MMA	\$0.00	\$0.00
Richland Bank, Anthem Sweep	\$0.00	\$0.00
Star Ohio	\$0.00	\$0.00
CDs, Bonds, and other investments	\$6,675.72	\$396,641.18
TOTAL INTEREST RECEIVED	\$6,675.72	\$396,641.18

History of Interest Earnings	Fiscal Year	Interest Earnings
	1998	\$ 167,057.52
	1999	\$ 138,113.69
	2000	\$ 157,991.72
	2001	\$ 236,839.79
	2002	\$ 146,052.34
	2003	\$ 63,712.36
	2004	\$ 47,970.95
	2005	\$ 90,719.94
	2006	\$ 158,724.51
	2007	\$ 221,998.86
	2008	\$ 213,660.34
	2009	\$ 95,639.63
	2010	\$ 56,860.22
	2011	\$ 3,001.78
	2012	\$ 3,090.00
	2013	\$ 5,758.97
	2014	\$ 8,349.92
	2015	\$ 11,765.22
	2016	\$ 28,300.22
	2017	\$ 83,194.26
	2018	\$ 133,582.49
	2019	\$ 205,588.68
	2020	\$ 218,228.66
FISCAL Year To Date	2021	\$21,289.14

Lex Bond Acct Interest Earnings	Fiscal Year	Interest Earnings
	2020	\$526,044.24
FISCAL Year To Date	2021	\$396,641.18

Total Interest Earnings 1998 to Present	\$ 2,517,491.21
--	------------------------



Processing Month: August 2020

(FINSUM)

LEXINGTON LOCAL SCHOOLS

Fnd	Sec	Description	Beginning Balance	MTD Revenues	FYTD Revenues	MTD Expenditures	FYTD Expenditures	Current Available Balance
001	0000	GENERAL FUND	9,139,919.40	5,829,194.60	7,017,777.38	2,205,381.14	4,179,877.17	11,977,819.61
001	9412	GENERAL BUDGET RESERVE SE	87,928.97	.00	.00	.00	.00	87,928.97
002	0000	BOND RETIREMENT FUND	3,451,178.58	1,281,851.69	1,364,391.52	20,606.59	22,539.05	4,793,031.05
003	0000	PERMANENT IMPROVEMENT FUN	148,007.09	271,099.59	288,593.58	33,215.43	70,392.44	366,208.23
004	0000	LFI BUILDING FUND	10,873,689.78	1,311.74	77,960.30	21,548.50	49,582.25	10,902,067.83
006	0000	FOOD SERVICE FUND	3,725.01	70.00	70.00	56,876.41	102,826.84	99,031.83
007	9100	LEXINGTON MINUTEMEN ACADE	131,732.05	2,765.32	2,833.65	.00	1,000.00	133,565.70
007	9800	TERRY McCAMMON SCHOLARSHI	13,463.82	11.14	18.18	.00	.00	13,482.00
010	0000	CLASSROOM FACILITIES CONS	44,475,799.61	5,363.98	318,680.88	73,786.84	215,718.74	44,578,761.75
018	9100	HIGH SCHOOL PRINCIPAL'S F	704.30	233.48	293.48	475.00	475.00	522.78
018	9101	HIGH SCHOOL FLOWER FUND	59.00	.00	.00	.00	.00	59.00
018	9200	JUNIOR HIGH PRINCIPAL'S F	6,192.67	.00	.00	.00	.00	6,192.67
018	9300	EASTERN PRINCIPAL'S FUND	1,327.88	1,000.01	1,000.01	267.25	267.25	2,060.64
018	9301	EASTERN ELEMENTARY BOOKFA	3,897.27	.00	.00	.00	.00	3,897.27
018	9302	EASTERN ELEMENTARY MATH	1,036.52	.00	.00	.00	.00	1,036.52
018	9303	EASTERN RUN CLUB	521.83	.00	.00	.00	.00	521.83
018	9400	CENTRAL PRINCIPAL'S FUND	9,360.43	.00	.00	195.00	558.35	8,802.08
018	9401	CENTRAL ELEMENTARY BOOKFA	4,952.39	.00	.00	.00	.00	4,952.39
018	9402	CENTRAL ELEMENTARY ART	1,941.37	.00	.00	.00	.00	1,941.37
018	9500	WESTERN PRINCIPAL'S FUND	17,504.29	.00	.00	.00	.00	17,504.29
018	9501	WESTERN ELEMENTARY BOOKFA	2,694.58	955.00	955.00	.00	.00	3,649.58
018	9503	WESTERN ELEMENTARY ART	1,986.42	.00	.00	.00	.00	1,986.42
018	9901	JUNIOR HIGH TEACHER ADVIS	109.25	.00	.00	.00	.00	109.25
019	9001	ACADEMIC BOOSTERS GRANTS	769.07	.00	.00	.00	.00	769.07
019	9121	CENTRAL ELEMENTARY PTO GR	1,649.90	5.00	5.00	.00	.00	1,654.90
019	9122	EASTERN ELEMENTARY PTO GR	1,301.33	5.00	5.00	.00	.00	1,306.33
019	9123	WESTERN ELEMENTARY PTO GR	2,039.13	5.00	5.00	.00	.00	2,044.13
019	9200	RICHLAND COUNTY FOUNDATIO	200.00	.00	.00	.00	.00	200.00
019	9218	RICH CO FOUND-WRITE STUFF	52.93	.00	.00	.00	.00	52.93
019	9221	RICH CO FOUND-SCIENCE DIS	.95	.00	.00	.00	.00	.95
019	9301	RICH CO FOUND/SECO ROBOTI	31.72	.00	.00	.00	.00	31.72
019	9302	RICH CO RETIRED TEACHERS	150.00	.00	.00	.00	.00	150.00
022	9601	DHSAA TOURNAMENT AGENCY F	.00	.00	125.00	.00	.00	125.00
024	0000	EMPLOYEE BENEFITS FUND FD	1,175,847.00	447,061.57	895,238.47	573,948.16	986,397.18	1,064,708.29
034	0000	OFCC PROJECT MAINTENANCE	100,349.93	74,526.29	79,325.16	1,198.04	1,310.36	178,364.73
200	9101	HIGH SCHOOL ART CLUB	372.46	.00	.00	.00	.00	372.46
200	9102	HIGH SCHOOL DRAMA CLUB	23,990.34	.00	104.00	.00	.00	23,886.34
200	9103	HIGH SCHOOL MATH CLUB	52.70	.00	.00	.00	.00	52.70
200	9104	HIGH SCHOOL LEADERSHIP CO	697.11	.00	.00	.00	.00	697.11
200	9105	HIGH SCHOOL FRENCH CLUB	334.75	.00	.00	.00	.00	334.75
200	9107	HIGH SCHOOL SPANISH CLUB	568.50	.00	.00	.00	.00	568.50
200	9108	HIGH SCHOOL LED CLUB	2,168.50	.00	.00	.00	.00	2,168.50
200	9114	HIGH SCHOOL STUDENT COUNC	2,286.95	.00	.00	.00	.00	2,286.95
200	9115	HIGH SCHOOL KEY CLUB	1,605.60	.00	.00	.00	.00	1,605.60
200	9116	HIGH SCHOOL CHESS CLUB	321.00	.00	.00	.00	.00	321.00
200	9119	HIGH SCHOOL YEARBOOK FUND	44,489.20	.00	.00	.00	.00	44,489.20

FINANCIAL SUMMARY REPORT
 Processing Month: August 2020
 LEXINGTON LOCAL SCHOOLS

Fnd	Sec	Description	Beginning Balance	MTD Revenues	FYTD Revenues	MTD Expenditures	FYTD Expenditures	Current Available Balance
200	9120	HIGH SCHOOL JOURNALISM FU	505.44	.00	.00	.00	.00	505.44
200	9121	HIGH SCHOOL NATIONAL HOND	200.98	.00	.00	.00	385.00	184.02-
200	9201	JUNIOR HIGH ART CLUB	541.33	.00	.00	.00	.00	541.33
200	9204	JUNIOR HIGH STUDENT COUNC	1,890.27	.00	.00	.00	.00	1,890.27
200	9205	JUNIOR HIGH LIBRARY CLUB	77.65	.00	.00	.00	.00	77.65
200	9301	EASTERN ELEMENTARY STUDEN	1,214.93	.00	.00	.00	.00	1,214.93
200	9302	EASTERN ELEMENTARY ROBOTI	575.16	.00	.00	.00	.00	575.16
200	9611	HIGH SCHOOL INFORMED TEEN	903.63	.00	.00	.00	.00	903.63
200	9612	JUNIOR HIGH INFORMED TEEN	544.18	.00	.00	.00	.00	544.18
300	9115	JAZZ BAND	1,512.61	.00	.00	.00	.00	1,512.61
300	9116	CHOIR	1,284.95	.00	.00	.00	.00	1,284.95
300	9206	JUNIOR HIGH PHYS ED DEPAR	3,458.59	.00	.00	.00	.00	3,458.59
300	9210	JR HIGH INSTRUMENTAL	41.03	.00	.00	.00	.00	41.03
300	9600	ATHLETIC FUND	4,900.51	12,003.00	14,858.00	17,046.82	19,166.06	592.45
300	9601	ATHLETIC CAPITAL FUND	52,000.00	.00	.00	.00	.00	52,000.00
300	9602	ORCHESTRA	63.22	.00	.00	.00	.00	63.22
300	9603	ELEMENTARY MUSIC	1,572.09	.00	.00	.00	.00	1,572.09
300	9605	BAND	232.95	.00	.00	.00	.00	232.95
467	0000	STUDENT WELLNESS AND SUCC	20,850.80	.00	.00	8,905.23	17,810.44	3,040.36
507	9021	ESSER FUNDING FY21	213,871.66-	.00	213,871.66	.00	.00	.00
516	9020	IDEA-B SPECIAL EDUCATION	26,833.11-	3,545.61	34,158.24	3,281.09	7,325.13	.00
516	9021	IDEA-B SPECIAL EDUCATION	.00	.00	.00	8,125.52	9,295.87	9,295.87-
572	9020	TITLE I FY20	24,246.86-	.00	37,225.31	4,268.60-	10,438.50	2,539.95
587	9020	EARLY CHILDHOOD SPECIAL E	3,304.44-	.00	3,304.44	.00	.00	.00
599	9021	TITLE IV FY21	.00	.00	.00	20,000.00	20,000.00	20,000.00-
Grand Total All Funds:			69,561,145.83	7,931,008.02	10350,591.26	3,040,588.42	5715,365.63	74196,371.46
Total Invested Funds			.00					

DATE: 09/02/2020
TIME: 15:04:53OHIO DEPARTMENT OF EDUCATION - OFFICE OF SCHOOL MANAGEMENT ASSISTANCE
ANNUAL SPENDING PLAN (CURRENT OPERATION - GENERAL FUND ONLY - O.R.C. 5705.391)

PAGE: 1

SCHOOL DISTRICT: LEXINGTON LOCAL SCHOOLS

IRN # 049437

COUNTY: RICHLAND

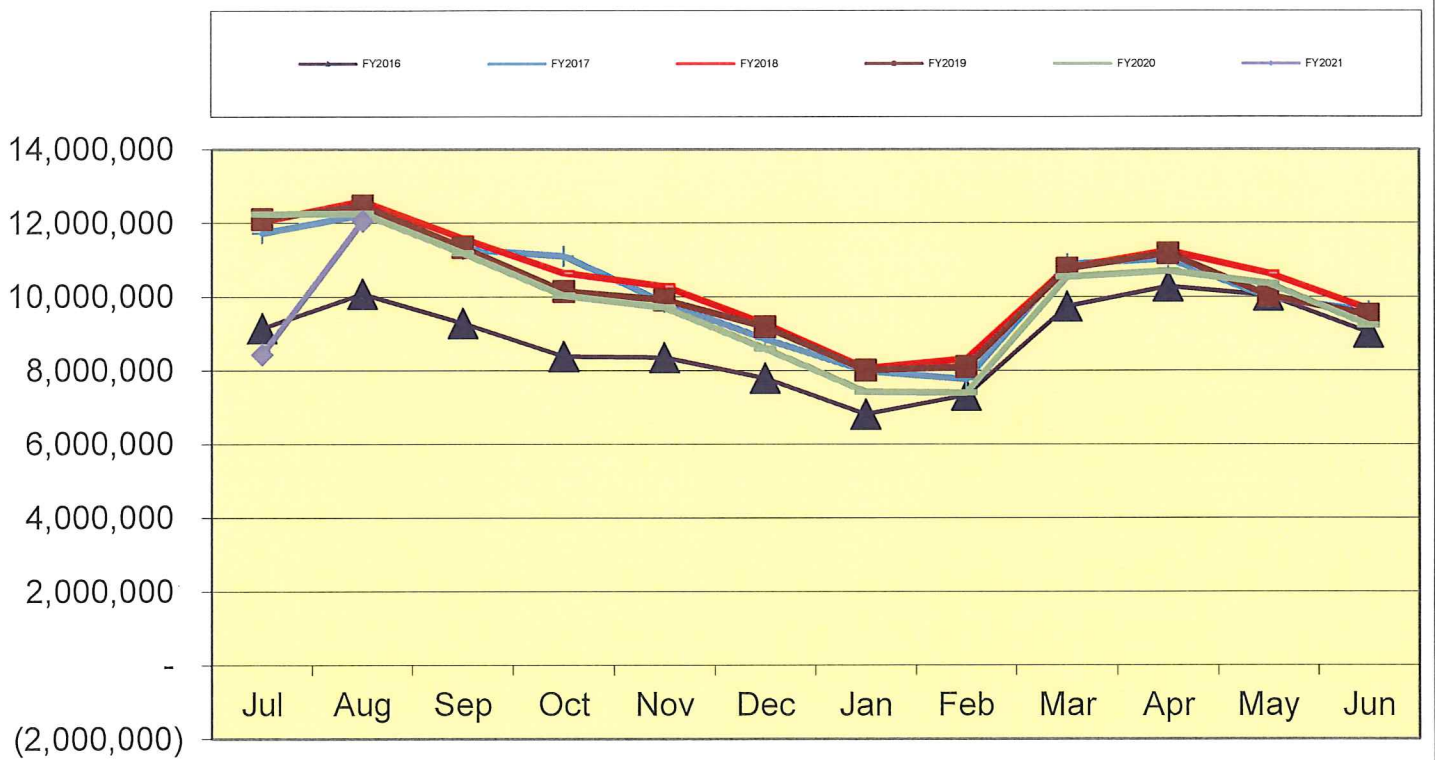
FISCAL YEAR: 2021 MONTH: 08

	MONTHLY ESTIMATE	MONTHLY ACTUAL	MONTHLY DIFFERENCE	FISCAL YTD ESTIMATE	FISCAL YTD ACTUAL	FISCAL YTD DIFFERENCE
REVENUES						
01.010 General Property (Real Estate)	4,250,000	4,488,571	238,571	4,515,000	4,756,720	241,720
01.020 Tangible Personal Property Tax	357,000	396,408	39,408	404,000	443,419	39,419
01.030 Income Tax	0	0	0	0	0	0
01.035 Unrestricted Grants-in-Aid	870,000	871,589	1,589	1,707,000	1,709,265	2,265
01.040 Restricted Grants-in-Aid	6,231	6,203	28-	12,407	12,406	1-
01.045 Restricted Grants-in-Aid - SFSF	0	0	0	0	0	0
01.050 Property Tax Allocation	47,000	47,512	512	47,000	47,512	512
01.060 All Other Operating Revenue	75,000	18,382	56,618-	83,700	27,131	56,569-
01.070 Total Revenue	5,605,231	5,828,665	223,434	6,769,107	6,996,453	227,346
OTHER FINANCING SOURCES						
02.010 Proceeds from Sale of Notes	0	0	0	0	0	0
02.020 State Emergency Loans & Advancements (Approved)	0	0	0	0	0	0
02.040 Operating Transfers-In	0	0	0	0	0	0
02.050 Advances-In	0	0	0	0	0	0
02.060 All Other Financing Sources	5,000	530	4,470-	25,000	21,324	3,676-
02.070 Total Other Financing Sources	5,000	530	4,470-	25,000	21,324	3,676-
02.080 Total Revenues and Other Financing Sources	5,610,231	5,829,195	218,964	6,794,107	7,017,777	223,670
EXPENDITURES						
03.010 Personal Services	1,084,000	1,046,335	37,665-	2,108,000	2,070,836	37,164-
03.020 Employees' Retirement/Insurance Benefits	625,000	630,481	5,481	1,187,000	1,192,064	5,064
03.030 Purchased Services	375,000	310,621	64,379-	701,000	635,634	65,366-
03.040 Supplies and Materials	205,000	124,712	80,288-	237,000	156,319	80,681-
03.050 Capital Outlay	7,000	3,782	3,218-	11,500	8,122	3,378-
03.060 Intergovernmental	0	0	0	0	0	0
04.010 Debt Service: All Principal (Historical)	0	0	0	0	0	0
04.020 Debt Service: Principal - Notes	0	0	0	0	0	0
04.030 Debt Service: Principal - State Loans	0	0	0	0	0	0
04.040 Debt Service: Principal - State Advancements	0	0	0	0	0	0
04.050 Debt Service: Principal - HB 264 Loans	0	0	0	0	0	0
04.055 Debt Service: Principal - Other	0	0	0	0	0	0
04.060 Debt Service: Interest and Fiscal Charges	0	0	0	0	0	0
04.300 Other Objects	90,000	89,449	551-	117,500	116,900	600-
04.500 Total Expenditures	2,386,000	2,205,380	180,620-	4,362,000	4,179,875	182,125-
OTHER FINANCING USES						
05.010 Operating Transfers - Out	0	0	0	0	0	0
05.020 Advances - Out	0	0	0	0	0	0
05.030 All Other Financing Uses	0	0	0	0	0	0
05.040 Total Other Financing Uses	0	0	0	0	0	0
05.050 Total Expenditure and Other Financing Uses	2,386,000	2,205,380	180,620-	4,362,000	4,179,875	182,125-
06.010 Excess Rev & Oth Financing Sources over (under) Exp &	3,224,231	3,623,815	399,584	2,432,107	2,837,902	405,795
07.010 Beginning Cash Balance	8,435,724	8,441,935	6,211	9,227,848	9,227,848	0
07.020 Ending Cash Balance	11,659,955	12,065,750	405,795	11,659,955	12,065,750	405,795
08.010 Outstanding Encumbrances	2,135,000	2,153,775	18,775	2,135,000	2,153,775	18,775

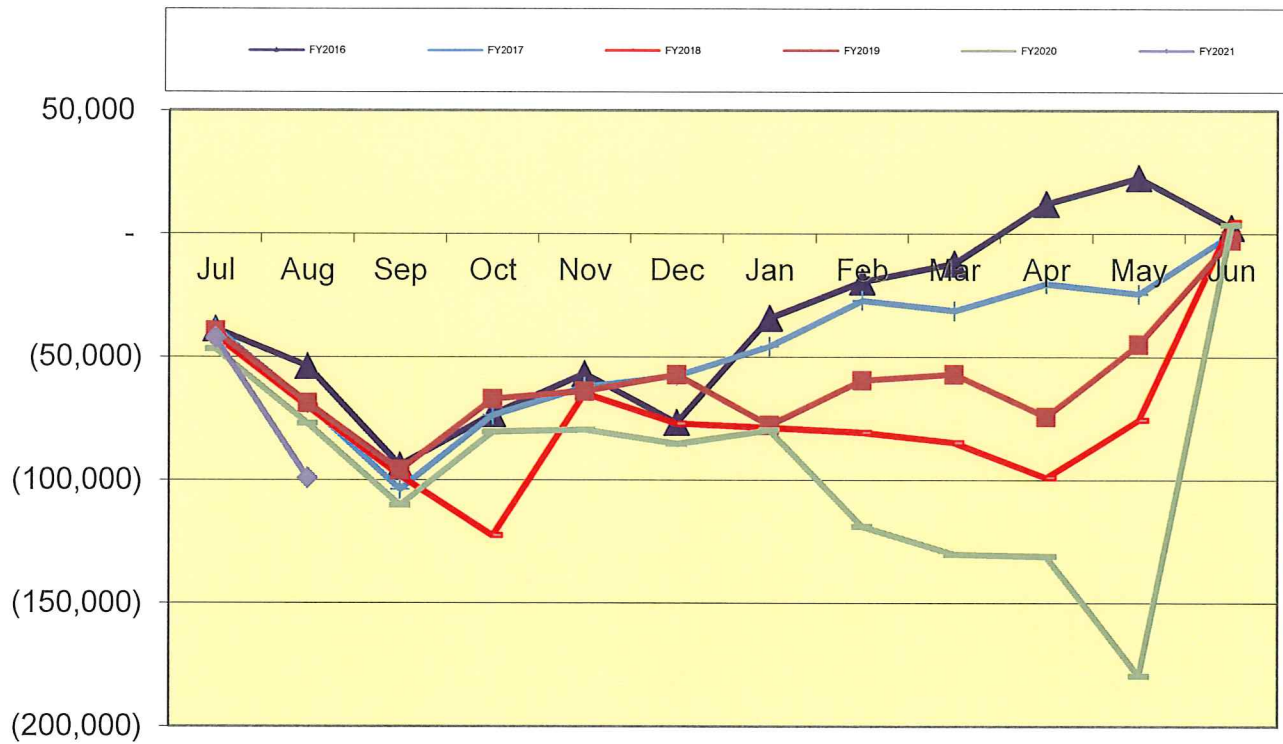
**LEXINGTON LOCAL SCHOOL DISTRICT
GENERAL FUND ONLY 2020-2021
SUMMARY OF RECEIPTS AND EXPENDITURES - FIVE YEAR FORECAST FORMAT**

LINE	8/31/2020	FISCAL YEAR TO DATE Estimate	FISCAL YEAR TO DATE Actual	VARIANCE Estimate vs. Actual	PERCENT of VARIANCE
LINE 7.010	BEGINNING CASH BALANCE		\$ 9,227,848		
REVENUES					
LINE 1.010	Real Estate Tax	\$ 4,515,000	\$ 4,756,720	\$241,720	5.35%
LINE 1.020	Personal Property Tax	\$ 404,000	\$ 443,419	\$39,419	9.76%
LINE 1.030	Income Tax	\$ -	\$ -	\$0	
LINE 1.035	State Funding	\$ 1,707,000	\$ 1,709,265	\$2,265	0.13%
LINE 1.040	Career Tech / Economic Disadv.	\$ 12,407	\$ 12,406	(\$1)	-0.01%
LINE 1.050	Property Tax Allocation	\$ 47,000	\$ 47,512	\$512	1.09%
LINE 1.060	Other Operating Revenue	\$ 83,700	\$ 27,131	(\$56,569)	-67.59%
LINE 1.070	TOTAL REVENUE	\$ 6,769,107	\$ 6,996,453	\$227,346	3.36%
LINE 2.01	Proceeds from Notes	\$ -	\$ -	\$0	
LINE 2.04	Transfers In	\$ -	\$ -	\$0	
LINE 2.050	Advances In	\$ -	\$ -	\$0	#DIV/0!
LINE 2.060	Other Financing Sources	\$ 25,000	\$ 21,324	(\$3,676)	-14.70%
LINE 2.070	TOTAL OTHER SOURCES	\$ 25,000	\$ 21,324	(\$3,676)	-14.70%
LINE 2.080	TOTAL REVENUES & Sources	\$ 6,794,107	\$ 7,017,777	\$223,670	3.29%
EXPENSES					
LINE 3.010	Salaries	\$ 2,108,000	\$ 2,070,836	\$37,164	1.76%
LINE 3.020	Retirement and Benefits	\$ 1,187,000	\$ 1,192,064	(\$5,064)	-0.43%
LINE 3.030	Purchased Services	\$ 701,000	\$ 635,634	\$65,366	9.32%
LINE 3.040	Supplies and Materials	\$ 237,000	\$ 156,319	\$80,681	34.04%
LINE 3.050	Capital Outlay and Equipment	\$ 11,500	\$ 8,122	\$3,378	29.37%
LINE 3.06	INTERGOVERNMENTAL	\$ -	\$ -	\$0	
LINE 4.020	DEBT SERVICE - Notes	\$ -	\$ -	\$0	
LINE 4.060	DEBT SERVICE - Interest charges	\$ -	\$ -	\$0	
LINE 4.300	Other Objects	\$ 117,500	\$ 116,900	\$600	0.51%
LINE 4.500	TOTAL EXPENDITURES	\$ 4,362,000	\$ 4,179,875	\$182,125	4.18%
LINE 5.00	TRANSFERS OUT	\$ -	\$ -	\$0	
LINE 5.02	ADVANCES OUT	\$ -	\$ -	\$0	
LINE 5.03	ALL OTHER USES	\$ -	\$ -	\$0	
LINE 5.040	TOTAL OTHER USES	\$ -	\$ -	\$0	
LINE 5.050	TOTAL EXPENDITURES & USES	\$ 4,362,000	\$ 4,179,875	\$182,125	4.18%
		Estimate	Actual	Variance	
LINE 6.010	REVENUES OVER EXPENSES	\$ 2,432,107	\$ 2,837,902	\$405,795	
LINE 7.020	ENDING CASH BALANCE	\$ 11,659,955	\$ 12,065,750	\$405,795	
	Less Reserves	\$ (87,929)	\$ (87,929)	\$ -	
LINE 8.010	Less Outstanding Encumbrances	\$ (2,135,000)	\$ (2,153,775)	\$ (18,775)	0.88%
LINE 15.010	Unreserved Fund Balance	\$ 9,437,026	\$ 9,824,046	\$387,020	4.10%
	Salaries/Benefits as % of Revenue	Estimate 48.7%	Actual 46.6%	Benchmark Yr. End 80.1% or below	
	True Days Cash - Calendar Days on which can operate	134	146	90 or above optimal	

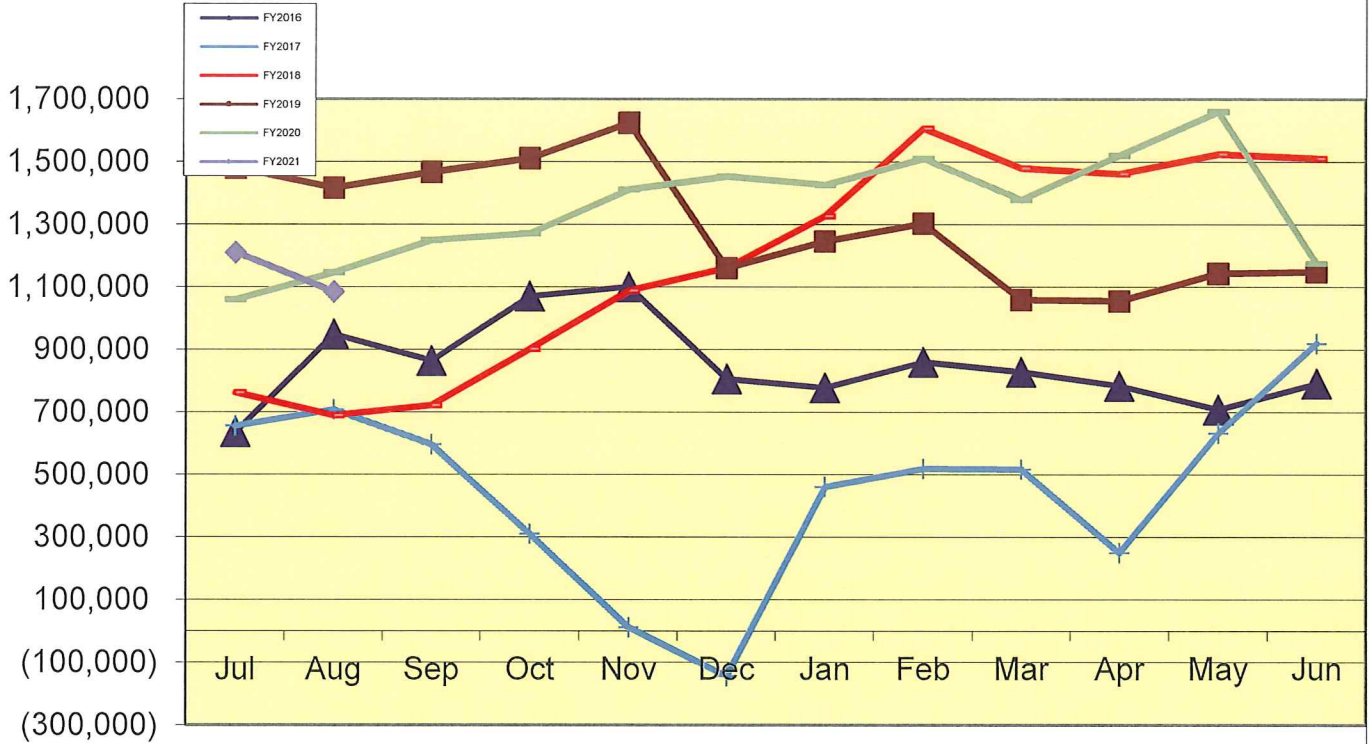
Lexington Local Schools General Fund Cash Balance



Lexington Local Schools Food Service Fund Cash Balance



Lexington Local Schools Employee Benefits Fund Cash Balance



Lexington Local Schools

Permanent Improvement Fund
8/31/2020

	Budgeted Amount	Actual Fiscal Year Expended	Current Encumbrances	Expenses / Encumbrances Over/Under Estimate	Remaining Estimated PI Project Costs
Instruction and Administration					
Western Elementary Equipment/Materials	\$ 8,765.81	\$ 3,008.34	\$ 5,552.87	\$204.60	\$204.60
Central Elementary Equipment/Materials	\$ 2,190.60	\$ 370.69	\$ 446.70	\$1,373.21	\$1,373.21
Eastern Elementary Equipment/Materials	\$ 159.08	\$ -	\$ 159.08	\$0.00	\$0.00
Eastern Vocab Power Plus	\$ 2,424.93	\$ -	\$ 2,424.93	\$0.00	\$0.00
Central PE Equipment	\$ 1,000.00	\$ -	\$ -	\$1,000.00	\$1,000.00
Plexiglass Tri-Fold Guards	\$ 18,625.00	\$ -	\$ 18,625.00	\$0.00	\$0.00
Central Tables	\$ 356.36	\$ -	\$ 356.36	\$0.00	\$0.00
Western Office Chair	\$ 204.60	\$ -	\$ 204.60	\$0.00	\$0.00
Western Teacher Chair	\$ 223.94	\$ -	\$ 223.94	\$0.00	\$0.00
Office Furniture	\$ 1,614.00	\$ 1,614.00	\$ -	\$0.00	\$0.00
Central Shelving	\$ 604.58	\$ -	\$ 571.23	\$33.35	\$33.35
Central Desk Open Front	\$ 344.92	\$ -	\$ 344.92	\$0.00	\$0.00
Central Classroom Chair	\$ 708.00	\$ -	\$ 708.00	\$0.00	\$0.00
Western Portable Screenflex Partition	\$ 1,706.99	\$ -	\$ 1,706.99	\$0.00	\$0.00
Maintenance					
New Road Salt Storage	\$ 14,000.00	\$ -	\$ 14,000.00	\$0.00	\$0.00
Elementary A/C	\$ 19,795.88	\$ 19,795.88	\$ -	\$0.00	\$0.00
Maintenance Sanitizer Sprayers	\$ 6,039.30	\$ 1,509.83	\$ 4,529.47	\$0.00	\$0.00
Electrostatic Sanitizer Sprayers	\$ 1,600.00	\$ -	\$ 1,600.00	\$0.00	\$0.00
HS Fencing	\$ 7,740.00	\$ -	\$ 7,740.00	\$0.00	\$0.00
Transportation					
New bus	\$ 50,923.29	\$ -	\$ 50,923.29	\$0.00	\$0.00
Electrostatic Sanitizer Sprayers	\$ 1,600.00	\$ -	\$ 1,600.00	\$0.00	\$0.00
Bus Fuel Tank	\$ 9,048.00	\$ -	\$ 9,048.00	\$0.00	\$0.00
Technology					
Computers, servers, tech equip., etc.	\$ 350,000.00	\$ 38,822.43	\$ 309,385.00	\$1,792.57	\$1,792.57
Food Service					
Food Service Equipment	\$ 3,880.00	\$ -	\$ 3,880.00	\$0.00	\$0.00
Athletics and Student Activities					
HS Athletics Equipment	\$ 10,000.00	\$ -	\$ 10,000.00	\$0.00	\$0.00
Fees					
Tax Collection Fees	\$ 14,500.00	\$ 5,271.27	\$ -	\$9,228.73	\$9,228.73
Totals					
	\$ 528,055.28	\$ 70,392.44	\$ 444,030.38	\$13,632.46	\$13,632.46
Total Budgeted	\$ 528,055.28				
Actual Cash Balance 7/1/20	\$ 148,007.09				
Revenues FY21 - Taxes from levy	\$ 288,593.58				
Expenditures FY21	\$ (70,392.44)				
Current Cash Balance	\$366,208.23				
Current Encumbrances	\$ (444,030.38)				
Available Balance	(\$77,822.15)				
Remaining Estimated Revenues FY21 - Taxes from levy	\$ 386,406.42				
Less: Remaining Estimated PI Project Costs	(\$13,632.46)				
6/30/21 Estimated Carryover	\$ 294,951.81				

Lexington Local Schools

Food Service Fund 2020-21 vs. 2019-2020 vs. 2018-2019

							Beginning Balance 7/1/20	\$ 3,725
2019-2020 Through 8/31/20								
<i>Revenues</i>								
Student Type A, Ezpay, Misc	\$ -	\$ -	\$ -	\$ -	\$ -	\$ 70	\$ -	\$ 70
Student Break, Milk & A La Carte	\$ -	\$ -	\$ -	\$ -	\$ -	\$ -	\$ -	\$ -
Adult & Misc revenues	\$ -	\$ -	\$ -	\$ -	\$ -	\$ -	\$ -	\$ -
State Reimb	\$ -	\$ -	\$ -	\$ -	\$ -	\$ -	\$ -	\$ -
Federal Reimb	\$ -	\$ -	\$ -	\$ -	\$ -	\$ -	\$ -	\$ -
Transfer In	\$ -	\$ -	\$ -	\$ -	\$ -	\$ -	\$ -	\$ -
Total Revenues	\$ -	\$ -	\$ -	\$ -	\$ -	\$ 70	\$ -	\$ 70
<i>Expenses</i>								
Wages	\$ 8,274	\$ 17,311	\$ 9,717	\$ 6,036	\$ 5,654	\$ 5,712	\$ -	\$ 52,704
Severance	\$ -	\$ -	\$ -	\$ -	\$ -	\$ -	\$ -	\$ -
Retirement	\$ 1,986	\$ 9,190	\$ 1,360	\$ 4,475	\$ 2,654	\$ 1,675	\$ -	\$ 21,340
Medical	\$ 3,602	\$ 8,763	\$ 2,759	\$ 6,004	\$ 3,381	\$ -	\$ -	\$ 24,509
Life, Dent, MC, WC	\$ 232	\$ 562	\$ 404	\$ 250	\$ 147	\$ 74	\$ -	\$ 1,669
Purch Serv, Repairs, Phone, Post:	\$ 769	\$ 430	\$ 355	\$ 320	\$ 320	\$ 320	\$ -	\$ 2,514
Supplies	\$ 90	\$ -	\$ -	\$ -	\$ -	\$ -	\$ -	\$ 90
Food Costs	\$ -	\$ -	\$ -	\$ -	\$ -	\$ -	\$ -	\$ -
Equipment	\$ -	\$ -	\$ -	\$ -	\$ -	\$ -	\$ -	\$ -
Other Costs	\$ -	\$ -	\$ -	\$ -	\$ -	\$ -	\$ -	\$ -
Total Expenses	\$ 14,953	\$ 36,256	\$ 14,595	\$ 17,085	\$ 12,156	\$ 7,781	\$ -	\$ 102,826
Net Gain (Loss)	\$ (14,953)	\$ (36,256)	\$ (14,595)	\$ (17,085)	\$ (12,156)	\$ (7,711)	\$ -	\$ (102,756)
							Ending Cash Balance 8/31/20	\$ (99,031)

							Beginning Balance 7/1/18	\$ (2,391)
2019-2020 Through 8/31/19								
<i>Revenues</i>								
Student Type A, Ezpay, Misc	\$ -	\$ 6,482	\$ 3,684	\$ 4,704	\$ 3,857	\$ 3,763	\$ -	\$ 22,490
Student Break, Milk & A La Carte	\$ -	\$ 1,333	\$ 379	\$ 190	\$ 57	\$ 160	\$ -	\$ 2,119
Adult & Misc revenues	\$ -	\$ 202	\$ 40	\$ 30	\$ 16	\$ 8	\$ -	\$ 296
State Reimb	\$ -	\$ -	\$ -	\$ -	\$ -	\$ -	\$ -	\$ -
Federal Reimb	\$ -	\$ -	\$ -	\$ -	\$ -	\$ -	\$ -	\$ -
Transfer In	\$ -	\$ -	\$ -	\$ -	\$ -	\$ -	\$ -	\$ -
Total Revenues	\$ -	\$ 8,017	\$ 4,103	\$ 4,924	\$ 3,930	\$ 3,931	\$ -	\$ 24,905
<i>Expenses</i>								
Wages	\$ 8,112	\$ 16,972	\$ 9,384	\$ 5,917	\$ 5,542	\$ 5,599	\$ -	\$ 51,526
Severance	\$ -	\$ -	\$ -	\$ -	\$ -	\$ -	\$ -	\$ -
Retirement	\$ 1,947	\$ 4,845	\$ 1,314	\$ 4,991	\$ 1,761	\$ 1,892	\$ -	\$ 16,750
Medical	\$ 4,897	\$ 7,258	\$ 2,712	\$ 5,901	\$ 1,356	\$ -	\$ -	\$ 22,124
Life, Dent, MC, WC	\$ 223	\$ 538	\$ 380	\$ 239	\$ 167	\$ 74	\$ -	\$ 1,621
Purch Serv, Repairs, Phone, Post:	\$ 769	\$ 4,412	\$ 657	\$ 320	\$ 320	\$ 405	\$ -	\$ 6,883
Supplies	\$ 541	\$ -	\$ -	\$ -	\$ -	\$ -	\$ -	\$ 541
Food Costs	\$ -	\$ -	\$ -	\$ -	\$ -	\$ -	\$ -	\$ -
Equipment	\$ -	\$ -	\$ -	\$ -	\$ -	\$ -	\$ -	\$ -
Other Costs	\$ -	\$ -	\$ -	\$ -	\$ -	\$ -	\$ -	\$ -
Total Expenses	\$ 16,489	\$ 34,025	\$ 14,447	\$ 17,368	\$ 9,146	\$ 7,970	\$ -	\$ 99,445
Net Gain (Loss)	\$ (16,489)	\$ (26,008)	\$ (10,344)	\$ (12,444)	\$ (5,216)	\$ (4,039)	\$ -	\$ (74,540)
							Ending Cash Balance 8/31/19	\$ (76,931)

							Beginning Balance 7/1/18	\$ 4,848
2018-2019 Through 8/31/18								
<i>Revenues</i>								
Student Type A, Ezpay, Misc	\$ -	\$ 8,600	\$ 3,788	\$ 4,467	\$ 3,858	\$ 4,189	\$ -	\$ 24,902
Student Break, Milk & A La Carte	\$ -	\$ 2,617	\$ 628	\$ 347	\$ 185	\$ 108	\$ -	\$ 3,885
Adult & Misc revenues	\$ -	\$ 233	\$ 55	\$ 40	\$ 10	\$ 23	\$ -	\$ 361
State Reimb	\$ -	\$ -	\$ -	\$ -	\$ -	\$ -	\$ -	\$ -
Federal Reimb	\$ -	\$ -	\$ -	\$ -	\$ -	\$ -	\$ -	\$ -
Transfer In	\$ -	\$ -	\$ -	\$ -	\$ -	\$ -	\$ -	\$ -
Total Revenues	\$ -	\$ 11,450	\$ 4,471	\$ 4,854	\$ 4,053	\$ 4,320	\$ -	\$ 29,148
<i>Expenses</i>								
Wages	\$ 7,953	\$ 19,254	\$ 8,982	\$ 5,709	\$ 5,290	\$ 5,434	\$ -	\$ 52,622
Severance	\$ -	\$ -	\$ -	\$ -	\$ -	\$ -	\$ -	\$ -
Retirement	\$ 1,908	\$ 5,800	\$ 2,935	\$ 4,347	\$ 2,289	\$ 1,789	\$ -	\$ 19,068
Medical	\$ 4,782	\$ 9,969	\$ 4,206	\$ 5,763	\$ 1,324	\$ -	\$ -	\$ 26,044
Life, Dent, MC, WC	\$ 222	\$ 644	\$ 365	\$ 234	\$ 164	\$ 72	\$ -	\$ 1,701
Purch Serv, Repairs, Phone, Post:	\$ 766	\$ 540	\$ 355	\$ 320	\$ 320	\$ 320	\$ -	\$ 2,621
Supplies	\$ 678	\$ -	\$ -	\$ -	\$ -	\$ -	\$ -	\$ 678
Food Costs	\$ -	\$ -	\$ -	\$ -	\$ -	\$ -	\$ -	\$ -
Equipment	\$ -	\$ -	\$ -	\$ -	\$ -	\$ -	\$ -	\$ -
Other Costs	\$ -	\$ -	\$ -	\$ -	\$ -	\$ -	\$ -	\$ -
Total Expenses	\$ 16,309	\$ 36,207	\$ 16,843	\$ 16,373	\$ 9,387	\$ 7,615	\$ -	\$ 102,734
Net Gain (Loss)	\$ (16,309)	\$ (24,757)	\$ (12,372)	\$ (11,519)	\$ (5,334)	\$ (3,295)	\$ -	\$ (73,586)
							Ending Cash Balance 8/31/18	\$ (68,738)

Check#	Check Date	Org Sta	Vendor Paid	Check Amount	Status Date
088075	08/05/2020	W/R	BADERTSCHER, AMANDA	165.00	08/17/2020
088076	08/05/2020	W/R	AMERICAN ELECTRIC POWER	13,384.23	08/14/2020
088077	08/05/2020	W/R	CenturyLink	844.69	08/21/2020
088078	08/05/2020	W/R	COWLES, CINDY	1,062.12	08/18/2020
088079	08/05/2020	W/R	CLEARWATER SYSTEMS	64.54	08/11/2020
088080	08/05/2020	W/R	CULLIGAN QUALITY WATER	37.00	08/12/2020
088081	08/05/2020	W/R	HINES, DAVID	439.00	08/11/2020
088082	08/05/2020	W/R	DIRECT ENERGY BUSINESS MARKETI	1,520.46	08/12/2020
088083	08/05/2020	W/R	EDGENUITY INC	53,990.00	08/17/2020
088084	08/05/2020	W/R	EXPLORE LEARNING LLC	8,496.67	08/17/2020
088085	08/05/2020	W/R	FAST EDDIES	281.50	08/11/2020
088086	08/05/2020	W/R	HD SUPPLY FACILITIES	2,005.14	08/12/2020
088087	08/05/2020	W/R	HOUGHTON MIFFLIN HARCOURT	30,544.75	08/11/2020
088088	08/05/2020	W/R	MARCO PHOTO	195.00	08/14/2020
088089	08/05/2020	W/R	MEDINA COUNTY SCHOOLS' ESC	120.00	08/11/2020
088090	08/05/2020	W/R	NCOCC	1,000.00	08/19/2020
088091	08/05/2020	W/R	NORTH CENTRAL OHIO ESC	999.00	08/14/2020
088092	08/05/2020	W/R	OHIO HEALTH CONSORTIUM, INC.	435.00	08/11/2020
088093	08/05/2020	W/R	OHIO.NET INTERNET PROVIDERS	390.26	08/11/2020
088094	08/05/2020	W/R	RENAISSANCE LEARNING, INC.	12,750.00	08/11/2020
088095	08/05/2020	W/R	SCHOOL SPECIALTY INC.	340.44	08/11/2020
088096	08/05/2020	W/R	US BANK	1,397.68	08/14/2020
088097	08/05/2020	W/R	VERIZON WIRELESS	544.43	08/13/2020
088098	08/05/2020	W/R	WASHINGTON AUTO PARTS	25.13	08/11/2020
088099	08/11/2020	W/R	ALLERTON HILL CONSULTING	12,500.00	08/28/2020
088100	08/11/2020	W/W	BOUNDLESS ASSISTIVE TECHNOLOGY	113.98	
088101	08/11/2020	W/R	WELSH, BRENDA K	148.77	08/19/2020
088102	08/11/2020	W/R	BRIDGEWAY ACADEMY	12,350.00	08/19/2020
088103	08/11/2020	W/R	CHARLES RITTER CO.	241.81	08/17/2020
088104	08/11/2020	W/R	ANTHONY, CHRISTY	25.00	08/17/2020
088105	08/11/2020	W/R	SPELLING OUT DYSLEXIA	300.00	08/18/2020
088106	08/11/2020	W/W	GERMAN, GORDON	64.95	
088107	08/11/2020	W/W	REAMSNIDER, JENI	25.00	
088108	08/11/2020	W/W	BROKAW, JESSICA	25.00	
088109	08/11/2020	W/R	KELL ACE HARDWARE	203.22	08/18/2020
088110	08/11/2020	W/R	EARICK, KIM	25.00	08/19/2020
088111	08/11/2020	W/R	KIMBALL MIDWEST	125.67	08/18/2020
088112	08/11/2020	W/R	HAAS, MARSHA	1,125.00	08/21/2020
088113	08/11/2020	W/R	MID-OHIO ED. SERVICE CENTER	350.00	08/18/2020
088114	08/11/2020	W/R	NEARPOD INC	5,000.00	08/18/2020
088115	08/11/2020	W/R	POST MASTER	550.00	08/18/2020
088116	08/11/2020	W/W	COLLINS, ROBERT Z	45.00	
088117	08/11/2020	W/R	ROCHESTER 100 INC.	506.25	08/17/2020
088118	08/11/2020	W/R	SCHOOL SPECIALTY INC.	231.40	08/18/2020
088119	08/11/2020	W/W	MERRICK, SCOTT	64.95	
088120	08/11/2020	W/R	SHOOK CONSTRUCTION CO	60,081.84	08/17/2020
088121	08/11/2020	W/R	OHIO BUREAU OF CRIMINAL IDENT.	264.75	08/19/2020
088122	08/12/2020	W/R	GENERAL BINDING CORPORATION	281.20	08/21/2020
088123	08/12/2020	W/R	DO NOT USEAMAZON.COM/ AMEX--	599.80	08/18/2020
088124	08/12/2020	W/R	AMERICAN EXPRESS	1,163.60	08/18/2020
088125	08/12/2020	W/R	CLARITY FOR COMMUNICATION, LLC	3,500.00	08/17/2020
088126	08/12/2020	W/R	CURRICULUM ASSOCIATES, INC.	325.42	08/18/2020

Check#	Check Date	Org Sta	Vendor Paid	Check Amount	Status Date
088127	08/12/2020	W/R	FORGET-ME-NOT FLOWER SHOP, INC.	659.00	08/19/2020
088128	08/12/2020	W/R	HAYES, JAMES	670.35	08/18/2020
088129	08/12/2020	W/R	LAKESHORE LEARNING MATERIALS	459.89	08/21/2020
088130	08/12/2020	W/R	NASCO	25.69	08/18/2020
088131	08/12/2020	W/R	QUENCH	39.14	08/18/2020
088132	08/12/2020	W/R	SCHOOL SPECIALTY INC.	1,295.95	08/18/2020
088133	08/12/2020	W/R	DO NOT USEAMAZON.COM/ AMEX--	2,003.28	08/18/2020
088134	08/12/2020	W/R	AMERICAN EXPRESS	159.98	08/18/2020
088136	08/13/2020	W/R	BADERTSCHER, AMANDA	165.00	08/26/2020
088137	08/13/2020	W/R	AMAZON CAPITAL SERVICES	199.17	08/24/2020
088138	08/13/2020	W/W	COWLES, CINDY	1,055.76	
088139	08/13/2020	W/R	EDGE DOCUMENT SOLUTIONS, LLC	272.50	08/18/2020
088140	08/13/2020	W/R	SPELLING OUT DYSLEXIA	250.00	08/19/2020
088141	08/13/2020	W/R	AVITA HEALTH SYSTEM	110.00	08/20/2020
088142	08/13/2020	W/R	HEALTHCARE BILLING SERVICES	112.96	08/19/2020
088143	08/13/2020	W/R	TRANSPORTATION ACCESSORIES CO.	35.67	08/18/2020
088144	08/13/2020	W/R	VILLAGE OF LEXINGTON	1,189.59	08/19/2020
088145	08/20/2020	W/R	ABLENET, INC.	2,395.00	08/27/2020
088146	08/20/2020	W/R	ADVANCED TURF SOLUTIONS	550.95	08/27/2020
088147	08/20/2020	W/R	AMAZON CAPITAL SERVICES	3,967.88	08/28/2020
088148	08/20/2020	W/R	PETRIE, ANNE	449.00	08/31/2020
088149	08/20/2020	W/R	REED, ANNE	450.00	08/27/2020
088150	08/20/2020	W/R	ASHLAND CITY SCHOOLS	630.00	08/31/2020
088151	08/20/2020	W/R	AWARDSMITH	25.50	08/31/2020
088152	08/20/2020	W/R	BRUNSWICK HIGH SCHOOL	250.00	08/27/2020
088153	08/20/2020	W/R	CBIZ BENEFITS & INSURANCE	2,750.00	08/26/2020
088154	08/20/2020	W/R	CLEARWATER SYSTEMS	129.20	08/27/2020
088155	08/20/2020	W/R	COLES ENERGY, INC.	455.53	08/25/2020
088156	08/20/2020	W/R	COLUMBIA GAS OF OHIO	996.79	08/31/2020
088157	08/20/2020	W/R	CULLIGAN QUALITY WATER	37.00	08/25/2020
088158	08/20/2020	W/R	CURRICULUM ASSOCIATES, INC.	150.19	08/25/2020
088159	08/20/2020	W/W	CALHOUN, DON	46.25	
088160	08/20/2020	W/W	ESC OF CENTRAL OHIO	250.00	
088161	08/20/2020	W/R	SPELLING OUT DYSLEXIA	300.00	08/26/2020
088162	08/20/2020	W/R	FLINN SCIENTIFIC, INC.	3,538.35	08/26/2020
088163	08/20/2020	W/R	G & L SUPPLY CO.	630.86	08/25/2020
088164	08/20/2020	W/R	HD SUPPLY FACILITIES	1,140.81	08/26/2020
088165	08/20/2020	W/W	HIGHLAND HIGH SCHOOL (MEDINA)	200.00	
088166	08/20/2020	W/R	HILLYARD, INC	2,060.00	08/25/2020
088167	08/20/2020	W/R	J & B ACCOUSTICAL	6,781.78	08/24/2020
088168	08/20/2020	W/R	HAYES, JAMES	282.21	08/26/2020
088169	08/20/2020	W/R	K B Z ELECTRIC INC.	170.00	08/31/2020
088170	08/20/2020	W/W	HEIMANN, KAYLA	95.00	
088171	08/20/2020	W/R	KELL ACE HARDWARE	117.82	08/28/2020
088172	08/20/2020	W/R	LESCH BATTERY & POWER	58.14	08/27/2020
088173	08/20/2020	W/R	LOWE'S HOME CENTER	891.62	08/25/2020
088174	08/20/2020	W/R	MADISON LOCAL SCHOOLS	200.00	08/24/2020
088175	08/20/2020	W/W	MENARDS	77.73	
088176	08/20/2020	W/R	MID-OHIO AUTO REPAIR	30.00	08/31/2020
088177	08/20/2020	W/R	MID-OHIO ED. SERVICE CENTER	60.00	08/25/2020
088178	08/20/2020	W/W	MT. VERNON HIGH SCHOOL	200.00	
088179	08/20/2020	W/R	NEWS-2-YOU, INC.	844.59	08/27/2020

Check#	Check Date	Org Sta	Vendor Paid	Check Amount	Status Date
088180	08/20/2020	W/R	ACORN DISTRIBUTORS, INC.	94.92	08/24/2020
088181	08/20/2020	W/W	NEW ALBANY PLAIN LOCAL	300.00	
088182	08/20/2020	W/R	NOVA LUNA EDUC & CONSULTING	972.00	08/25/2020
088183	08/20/2020	W/R	OHIO.NET INTERNET PROVIDERS	364.81	08/25/2020
088184	08/20/2020	W/R	POST MASTER	275.00	08/27/2020
088185	08/20/2020	W/R	REALLY GOOD STUFF	152.92	08/27/2020
088186	08/20/2020	W/R	ROBERTSON HEATING SUPPLY CO	19,795.88	08/25/2020
088187	08/20/2020	W/W	RUMPKE	366.31	
088188	08/20/2020	W/R	SCHMIDT SECURITY	636.25	08/25/2020
088189	08/20/2020	W/R	SCHOOL DATE BOOKS	295.02	08/25/2020
088190	08/20/2020	W/R	SELECTIVE INSURANCE COMPANY	33,431.00	08/31/2020
088191	08/20/2020	W/W	KNAPP, SHELLY	450.00	
088192	08/20/2020	W/R	SHERWIN-WILLIAMS	137.95	08/31/2020
088193	08/20/2020	W/W	ST. JOHN'S JESUIT HS	250.00	
088194	08/20/2020	W/W	SAURERS, STEPHANIE	450.00	
088195	08/20/2020	W/R	STERLING PAPER	6,149.00	08/25/2020
088196	08/20/2020	W/W	STUDIES WEEKLY INC.	4,172.40	
088197	08/20/2020	W/R	SunGraphics, Inc.	196.29	08/24/2020
088198	08/20/2020	W/W	SYCAMORE SPRINGS GOLF COURSE	200.00	
088199	08/20/2020	W/W	TEAM SPORTS, INC	2,175.00	
088200	08/20/2020	W/W	HAESEKER, TERRI	46.25	
088201	08/20/2020	W/R	TREASURER, STATE OF OHIO	477.75	08/27/2020
088202	08/20/2020	W/R	TREASURER, STATE OF OHIO	393.00	08/27/2020
088203	08/20/2020	W/R	WASHINGTON AUTO PARTS	51.93	08/26/2020
088204	08/20/2020	W/R	WILSON LANGUAGE TRAINING	3,008.34	08/26/2020
088205	08/20/2020	W/R	WOLFF BROS. SUPPLY, INC.	424.67	08/26/2020
088206	08/20/2020	W/R	WORNER ROOFING COMPANY	1,828.00	08/24/2020
088207	08/27/2020	W/W	MCCREADY, ALYSSA	1,597.12	
088208	08/27/2020	W/W	BADERTSCHER, AMANDA	220.00	
088209	08/27/2020	W/W	AMAZON CAPITAL SERVICES	462.43	
088210	08/27/2020	W/W	AWARDSMITH	349.75	
088211	08/27/2020	W/W	BELLEVUE SCHOOL DISTRICT	210.00	
088212	08/27/2020	W/W	BLICK ART MATERIALS	349.42	
088213	08/27/2020	W/W	MORTON, BUCK	105.00	
088214	08/27/2020	W/W	CARSON-DELLOSA PUBLISHING LLC	27.93	
088215	08/27/2020	W/W	CDW-G	2,550.00	
088216	08/27/2020	W/W	CenturyLink	850.19	
088217	08/27/2020	W/R	CHARLES RITTER CO.	271.44	08/31/2020
088218	08/27/2020	W/W	GLENNON, CHRISTOPHER	125.00	
088219	08/27/2020	W/W	CLARY BUSINESS MACHINES CO	1,930.00	
088220	08/27/2020	W/W	CLEARWATER SYSTEMS	29.90	
088221	08/27/2020	W/W	EDGENUITY INC	31,000.00	
088222	08/27/2020	W/W	SPELLING OUT DYSLEXIA	300.00	
088223	08/27/2020	W/W	GOPHER SPORTS	1,045.75	
088224	08/27/2020	W/W	WEAVER, GRANT	1,050.00	
088225	08/27/2020	W/W	HARCOURT OUTLINE, INC.	1,364.09	
088226	08/27/2020	W/W	REMY, HEATHER	275.00	
088227	08/27/2020	W/W	JACKSON WELL DRILING	198.50	
088228	08/27/2020	W/W	DURYEA, KAYLA	675.00	
088229	08/27/2020	W/W	GARVER, KIMBERLY	80.24	
088230	08/27/2020	W/W	LAKESHORE LEARNING MATERIALS	224.93	
088231	08/27/2020	W/W	WALTERS, LYNN	75.00	

Check#	Check Date	Org Sta	Vendor Paid	Check Amount	Status Date
088232	08/27/2020	W/W	MADISON LOCAL SCHOOLS	500.00	
088233	08/27/2020	W/W	MCGRAW-HILL EDUCATION INC	3,696.30	
088234	08/27/2020	W/W	DREIBELBIS, MICHELLE	1,125.00	
088235	08/27/2020	W/W	MVD SPORTS	2,135.00	
088236	08/27/2020	W/W	MYSTERY SCIENCE	49.00	
088237	08/27/2020	W/W	NOTRE DAME ACADEMY	175.00	
088238	08/27/2020	W/W	OHIO CARDINAL CONFERENCE	3,100.00	
088239	08/27/2020	W/W	OHIO DEPART. OF JOB & FAMILY	3,150.67	
088240	08/27/2020	W/R	OHIO HEALTH CONSORTIUM, INC.	435.00	08/31/2020
088241	08/27/2020	W/R	THEM, PETER	302.36	08/31/2020
088242	08/27/2020	W/W	POST MASTER	1,100.00	
088243	08/27/2020	W/W	ROCHESTER 100 INC.	954.45	
088244	08/27/2020	W/W	RIGGLEMAN, RYAN	125.00	
088245	08/27/2020	W/W	SCHOOL SPECIALTY INC.	537.30	
088246	08/27/2020	W/R	STERLING PAPER	4,446.20	08/31/2020
088247	08/27/2020	W/W	TEACHER DIRECT	49.80	
088248	08/27/2020	W/W	TEAM SPORTS, INC	850.00	
088249	08/27/2020	W/W	TREASURER, STATE OF OHIO	68.25	
088250	08/27/2020	W/W	ULTIMATE OFFICE	45.24	
088251	08/27/2020	W/W	UNITED ART & EDUCATION	24.94	
088252	08/27/2020	W/W	VERIZON WIRELESS	403.53	
088253	08/27/2020	W/W	WAL-MART DISCOUNT CITIES	58.64	
088254	08/27/2020	W/R	WESTBROOK COUNTRY CLUB	3,750.00	08/31/2020
088255	08/27/2020	W/W	WILSON LANGUAGE TRAINING	75.00	
088256	08/31/2020	W/W	GRADY ENTERPRISES, INC.	1,036.76	
088257	08/31/2020	W/W	MAJOR DISPLAY INC	475.00	
088258	08/31/2020	W/W	AMAZON CAPITAL SERVICES	118.57	
088259	08/31/2020	W/W	AMERICAN ELECTRIC POWER	13,007.39	
088260	08/31/2020	W/W	AMERICAN FIDELITY	1,492.00	
088261	08/31/2020	W/W	COWLES, CINDY	955.59	
088262	08/31/2020	W/W	DIRECT ENERGY BUSINESS MARKETI	116.08	
088263	08/31/2020	W/W	FINDLAY CITY SCHOOLS	200.00	
088264	08/31/2020	W/W	ITsavvy	770.60	
088265	08/31/2020	W/W	HAYES, JAMES	282.21	
088266	08/31/2020	W/W	ADAMS, JILL	475.00	
088267	08/31/2020	W/W	JOHN R. GREEN COMPANY	603.33	
088268	08/31/2020	W/W	KELL ACE HARDWARE	35.85	
088269	08/31/2020	W/W	KIMBALL MIDWEST	71.40	
088270	08/31/2020	W/W	KURTZ BROTHERS	73.00	
088271	08/31/2020	W/W	OHIO ASSOC. FOR COLLEGE	35.00	
088272	08/31/2020	W/W	SCHOOL SPECIALTY INC.	2,363.40	
088273	08/31/2020	W/W	UCP OF GREATER CLEVELAND	8,400.00	
088275	08/31/2020	W/W	LEXINGTON ATHLETIC DEPT.	2,495.00	
691537	08/05/2020	C/R	LEXINGTON SCHOOLS - PAYROLL	553,361.72	08/31/2020
691538	08/13/2020	M/M	MEMO-S.E.R.S.	73,832.03	
691539	08/13/2020	M/M	MEMO-S.T.R.S.	6,447.20	
691540	08/20/2020	C/R	LEXINGTON SCHOOLS - PAYROLL	527,141.89	08/31/2020
691541	08/19/2020	M/M	RICHLAND COUNTY AUDITOR	114,237.66	
691542	08/19/2020	M/M	ANTHEM BENEFIT SERVICES	376,071.14	
691543	08/19/2020	M/M	MEMO-S.E.R.S.	2,796.69	
691544	08/19/2020	M/M	MEMO-S.T.R.S.	6,447.21	
691545	08/19/2020	M/M	LEXINGTON SCHOOLS - PAYROLL	14,591.32	

Date: 9/02/2020

C H E C K R E G I S T E R
Processing Month: August 2020
LEXINGTON LOCAL SCHOOLS

Page: 5
(CHKREG)

Check#	Check Date	Org Sta	Vendor Paid	Check Amount	Status Date
691546	08/28/2020	M/M	MORROW COUNTY AUDITOR	394.60	
691547	08/28/2020	M/M	RICHLAND COUNTY AUDITOR	199.89	
691548	08/31/2020	M/M	MEMO-MID OHIO ESC	6,700.68	
691549	08/31/2020	M/M	MEMO-S.E.R.S.	46,434.00	
691550	08/31/2020	M/M	MEMO-S.T.R.S.	123,990.00	
691552	08/31/2020	M/M	MEMO-EPA	1,124.00	
691553	08/31/2020	M/M	MEMO-EPA	500.00	
Total Checks Issued				\$ 2,308,080.05	

DATE: 09/02/2020
 TIME: 15:09

LEXINGTON LOCAL SCHOOLS
 TRANS. BY FUND/RCPT, ALL FUNDS
 DATES 08/01/2020 THRU 08/31/2020
 SORTED BY TRANSACTION DATE

PAGE: 1
 (RECLED)

TRANS NO	ITEM NO	TRANS DATE	STS	DESCRIPTION OR SOURCE	TI	FUND	RCPT	SPCC	SUBJ	OPU	TRANS AMOUNT
075114	0001	08/05/2020	A	Real Estate Tax - Richland	03	001	1111	0000	000000	000	2,644,825.06
075114	0002	08/05/2020	A	Emergency Tax - Richland	03	001	1111	0000	000000	000	1,838,683.36
075113	0001	08/07/2020	A	Mobile Home Tax -Morrow	03	001	1111	0000	000000	000	2,586.30
075113	0002	08/07/2020	A	Mobile Home Tax Morrow -Emer	03	001	1111	0000	000000	000	1,704.35
075116	0001	08/14/2020	A	MH TAX - Richland	03	001	1111	0000	000000	000	454.24
075116	0002	08/14/2020	A	MH TAX - Richland	03	001	1111	0000	000000	000	317.48
RCPT CODE SUB-TOTAL:											4,488,570.79
075114	0006	08/05/2020	A	Pers Prop Tax - Richland	03	001	1122	0000	000000	000	262,320.35
075114	0007	08/05/2020	A	Pers Prop Tax Emerg - Richland	03	001	1122	0000	000000	000	133,892.70
075116	0006	08/14/2020	A	Pers Prop Utility - Richland	03	001	1122	0000	000000	000	129.02
075116	0007	08/14/2020	A	Pers Prop Utility - Richland	03	001	1122	0000	000000	000	65.85
RCPT CODE SUB-TOTAL:											396,407.92
075126	0001	08/07/2020	A	Preschool tuition	03	001	1211	0000	000000	500	100.00
075131	0001	08/13/2020	A	Preschool tuition	03	001	1211	0000	000000	500	100.00
075134	0001	08/17/2020	A	Preschool tuition	03	001	1211	0000	000000	500	100.00
075139	0001	08/20/2020	A	Preschool tuition	03	001	1211	0000	000000	500	100.00
RCPT CODE SUB-TOTAL:											400.00
075112	0015	08/07/2020	A	Open Enrollment Revenue	03	001	1227	0000	000000	000	200.67
075118	0015	08/21/2020	A	Open Enrollment Revenue	03	001	1227	0000	000000	000	200.67
RCPT CODE SUB-TOTAL:											401.34
075160	0001	08/31/2020	A	Richland Bank Interest	03	001	1410	0000	000000	000	14,442.43
RCPT CODE SUB-TOTAL:											14,442.43
075122	0001	08/03/2020	A	CCP Tuition pymt	03	001	1740	0000	000000	100	1,016.00
075125	0001	08/07/2020	A	school fees	03	001	1740	0000	000000	100	63.00
075128	0001	08/10/2020	A	School fees	03	001	1740	0000	000000	100	45.00
075158	0001	08/31/2020	A	HS Fees - Pay For It	03	001	1740	0000	000000	100	0.00
075158	0002	08/31/2020	A	Central Fees - Pay For It	03	001	1740	0000	000000	400	0.00
075158	0003	08/31/2020	A	Jr High Fees - Pay For It	03	001	1740	0000	000000	200	12.00
075158	0004	08/31/2020	A	Eastern Fees - Pay For It	03	001	1740	0000	000000	300	0.00
075158	0005	08/31/2020	A	Western Fees - Pay For It	03	001	1740	0000	000000	500	0.00
RCPT CODE SUB-TOTAL:											1,136.00
075137	0005	08/19/2020	A	Milliron- maintance	03	001	1890	0000	000000	800	149.11

STATUS (STS) CODES:

A-RECEIPT B-REFUND OF RECEIPT V-VOID REFUND OF RECEIPT X-REDUCTION OF EXPENDITURE
 C-APPROPRIATION OR BUDGET MODIFICATIONS D-EXPENSE/SUPPLIES DISTRIBUTION F-FUND TO FUND TRANSFER

DATE: 09/02/2020
 TIME: 15:09

LEXINGTON LOCAL SCHOOLS
 TRANS. BY FUND/RCPT, ALL FUNDS
 DATES 08/01/2020 THRU 08/31/2020
 SORTED BY TRANSACTION DATE

PAGE: 2
 (RECLD)

TRANS NO	ITEM NO	TRANS DATE	STS	DESCRIPTION OR SOURCE	T1	FUND	RCPT	SPCC	SUBJ	OPU	TRANS AMOUNT
RCPT CODE SUB-TOTAL:											149.11
075112	0001	08/07/2020	A	Opportunity Grant	03	001	3110	0000	000000	000	288,084.38
075112	0002	08/07/2020	A	Targeted Assistance	03	001	3110	0000	000000	000	32,892.64
075112	0003	08/07/2020	A	K-3 Literacy Funding	03	001	3110	0000	000000	000	5,948.56
075112	0005	08/07/2020	A	Limited English Prof Funding	03	001	3110	0000	000000	000	122.71
075112	0006	08/07/2020	A	Gifted Education Funding	03	001	3110	0000	000000	000	5,092.68
075112	0007	08/07/2020	A	Transportation	03	001	3110	0000	000000	000	22,763.69
075112	0008	08/07/2020	A	Special Education Funding	03	001	3110	0000	000000	000	50,084.00
075112	0009	08/07/2020	A	Graduation Bonus	03	001	3110	0000	000000	000	1,658.97
075112	0010	08/07/2020	A	Third Grade Reading Bonus	03	001	3110	0000	000000	000	994.42
075112	0012	08/07/2020	A	Enrollment Growth Supplement	03	001	3110	0000	000000	000	388.66
075112	0013	08/07/2020	A	Preschool Special Educ Funding	03	001	3110	0000	000000	000	8,212.21
075112	0014	08/07/2020	A	Special Educ Transportation	03	001	3110	0000	000000	000	2,599.13
075118	0001	08/21/2020	A	Opportunity Grant	03	001	3110	0000	000000	000	288,084.38
075118	0002	08/21/2020	A	Targeted Assistance	03	001	3110	0000	000000	000	32,892.64
075118	0003	08/21/2020	A	K-3 Literacy Funding	03	001	3110	0000	000000	000	5,948.56
075118	0005	08/21/2020	A	Limited English Prof Funding	03	001	3110	0000	000000	000	122.71
075118	0006	08/21/2020	A	Gifted Education Funding	03	001	3110	0000	000000	000	5,092.68
075118	0007	08/21/2020	A	Transportation	03	001	3110	0000	000000	000	22,763.69
075118	0008	08/21/2020	A	Special Education Funding	03	001	3110	0000	000000	000	50,084.00
075118	0009	08/21/2020	A	Graduation Bonus	03	001	3110	0000	000000	000	1,658.97
075118	0010	08/21/2020	A	Third Grade Reading Bonus	03	001	3110	0000	000000	000	994.42
075118	0012	08/21/2020	A	Enrollment Growth Supplement	03	001	3110	0000	000000	000	388.65
075118	0013	08/21/2020	A	Preschool Special Educ Funding	03	001	3110	0000	000000	000	8,201.38
075118	0014	08/21/2020	A	Special Educ Transportation	03	001	3110	0000	000000	000	2,599.12
RCPT CODE SUB-TOTAL:											837,673.25
075119	0006	08/20/2020	A	Rollback- General Morrow	03	001	3131	0000	000000	000	19,187.80
075119	0007	08/20/2020	A	Rollback Emerg Levy - Morrow	03	001	3131	0000	000000	000	13,410.18
075119	0009	08/20/2020	A	2 1/2 RB - Real Est - Morrow	03	001	3131	0000	000000	000	2,604.34
075119	0010	08/20/2020	A	2 1/2 RB - Emerg Levy - Morrow	03	001	3131	0000	000000	000	1,820.15
RCPT CODE SUB-TOTAL:											37,022.47
075119	0001	08/20/2020	A	Homestead Real Est - Morrow	03	001	3132	0000	000000	000	6,174.10
075119	0002	08/20/2020	A	Homestead Emerg Levy- Morrow	03	001	3132	0000	000000	000	4,315.02
RCPT CODE SUB-TOTAL:											10,489.12
075149	0001	08/31/2020	A	Casino Revenue	03	001	3190	0000	000000	000	33,916.09
RCPT CODE SUB-TOTAL:											33,916.09

STATUS (STS) CODES:

A-RECEIPT B-REFUND OF RECEIPT V-VOID REFUND OF RECEIPT X-REDUCTION OF EXPENDITURE
 C-APPROPRIATION OR BUDGET MODIFICATIONS D-EXPENSE/SUPPLIES DISTRIBUTION F-FUND TO FUND TRANSFER

DATE: 09/02/2020
 TIME: 15:09

LEXINGTON LOCAL SCHOOLS
 TRANS. BY FUND/RCPT, ALL FUNDS
 DATES 08/01/2020 THRU 08/31/2020
 SORTED BY TRANSACTION DATE

PAGE: 3
 (RECLD)

TRANS NO	ITEM NO	TRANS DATE	STS	DESCRIPTION OR SOURCE	TI	FUND	RCPT	SPCC	SUBJ	QPU	TRANS AMOUNT
075112	0004	08/07/2020	A	Economic Disadvanted Funding	03	001	3211	0000	000000	000	2,383.81
075118	0004	08/21/2020	A	Economic Disadvanted Funding	03	001	3211	0000	000000	000	2,383.81
RCPT CODE SUB-TOTAL:											4,767.62
075112	0011	08/07/2020	A	Career Tech Education Funding	03	001	3219	0000	000000	000	717.70
075118	0011	08/21/2020	A	Career Tech Education Funding	03	001	3219	0000	000000	000	717.70
RCPT CODE SUB-TOTAL:											1,435.40
075159	0001	08/31/2020	A	MEDICAID Recd -8/13	03	001	3300	0000	000000	000	1,853.20
RCPT CODE SUB-TOTAL:											1,853.20
075120	0003	08/03/2020	A	Dell refund from 2016 purchase	03	001	5300	0000	000000	000	93.59
075137	0006	08/19/2020	A	Grainer reimb	03	001	5300	0000	000000	000	180.38
075153	0001	08/25/2020	A	Granger Rebate	03	001	5300	0000	000000	000	255.89
RCPT CODE SUB-TOTAL:											529.86
FUND CODE SUB-TOTAL:											5,829,194.60
075114	0003	08/05/2020	A	Bond Ret Tax - Richland	03	002	1111	0000	000000	000	1,199,162.89
075113	0003	08/07/2020	A	MH Tax Morrow - Bond Ret	03	002	1111	0000	000000	000	1,584.18
075116	0003	08/14/2020	A	MH TAX - Richland	03	002	1111	0000	000000	000	209.88
RCPT CODE SUB-TOTAL:											1,200,956.95
075114	0008	08/05/2020	A	Pers Prop Tax Bond - Richland	03	002	1122	0000	000000	000	78,331.78
075116	0008	08/14/2020	A	Pers Prop Utility - Richland	03	002	1122	0000	000000	000	38.53
RCPT CODE SUB-TOTAL:											78,370.31
075119	0003	08/20/2020	A	Homestead Bond Ret- Morrow	03	002	3132	0000	000000	000	2,524.43
RCPT CODE SUB-TOTAL:											2,524.43
FUND CODE SUB-TOTAL:											1,281,851.69
075114	0004	08/05/2020	A	Permanent Improv Tax - Richlan	03	003	1111	0000	000000	000	243,745.52
075113	0004	08/07/2020	A	Mobile Home Tax-Morrow P1	03	003	1111	0000	000000	000	231.92
075116	0004	08/14/2020	A	MH TAX - Richland	03	003	1111	0000	000000	000	40.24

STATUS (STS) CODES:

A-RECEIPT B-REFUND OF RECEIPT V-VOID REFUND OF RECEIPT X-REDUCTION OF EXPENDITURE
 C-APPROPRIATION OR BUDGET MODIFICATIONS D-EXPENSE/SUPPLIES DISTRIBUTION F-FUND TO FUND TRANSFER

DATE: 09/02/2020
 TIME: 15:09

LEXINGTON LOCAL SCHOOLS
 TRANS. BY FUND/RCPT, ALL FUNDS
 DATES 08/01/2020 THRU 08/31/2020
 SORTED BY TRANSACTION DATE

PAGE: 4
 (RECLD)

TRANS NO	ITEM NO	TRANS DATE	STS	DESCRIPTION OR SOURCE	TI	FUND	RCPT	SPCC	SUBJ	OPU	TRANS AMOUNT
RCPT CODE SUB-TOTAL:											244,017.68
075114	0009	08/05/2020	A	Pers Prop Tax PI - Richland	03	003	1122	0000	000000	000	24,592.53
075116	0009	08/14/2020	A	Pers Prop Utility - Richland	03	003	1122	0000	000000	000	12.10
RCPT CODE SUB-TOTAL:											24,604.63
075119	0008	08/20/2020	A	Rollback- Perm Impt - Morrow	03	003	3131	0000	000000	000	1,699.67
075119	0011	08/20/2020	A	2 1/2 RB - PI Levy - Morrow	03	003	3131	0000	000000	000	230.70
RCPT CODE SUB-TOTAL:											1,930.37
075119	0004	08/20/2020	A	Homestead for PI Levy-Morrow	03	003	3132	0000	000000	000	546.91
RCPT CODE SUB-TOTAL:											546.91
FUND CODE SUB-TOTAL:											271,099.59
075160	0006	08/31/2020	A	LFI Fund	03	004	1410	0000	000000	000	1,311.74
RCPT CODE SUB-TOTAL:											1,311.74
FUND CODE SUB-TOTAL:											1,311.74
075160	0004	08/31/2020	A	Richland Bank Interest	03	006	1410	0000	000000	000	0.00
RCPT CODE SUB-TOTAL:											0.00
075158	0006	08/31/2020	A	HS Lunch - Pay For It	03	006	1512	0000	000000	100	0.00
075158	0007	08/31/2020	A	Jr High Lunch - Pay For It	03	006	1512	0000	000000	200	0.00
075158	0008	08/31/2020	A	Eastern Lunch - Pay For It	03	006	1512	0000	000000	300	0.00
075158	0009	08/31/2020	A	Central Lunch - Pay For It	03	006	1512	0000	000000	400	0.00
075158	0010	08/31/2020	A	Western Lunch - Pay For It	03	006	1512	0000	000000	500	70.00
RCPT CODE SUB-TOTAL:											70.00
FUND CODE SUB-TOTAL:											70.00
075160	0005	08/31/2020	A	Richland Bank Int - Minutemen	03	007	1410	9100	000000	000	110.32
RCPT CODE SUB-TOTAL:											110.32

STATUS (STS) CODES:

A-RECEIPT B-REFUND OF RECEIPT V-VOID REFUND OF RECEIPT X-REDUCTION OF EXPENDITURE
 C-APPROPRIATION OR BUDGET MODIFICATIONS D-EXPENSE/SUPPLIES DISTRIBUTION F-FUND TO FUND TRANSFER

DATE: 09/02/2020
 TIME: 15:09

LEXINGTON LOCAL SCHOOLS
 TRANS. BY FUND/RCPT, ALL FUNDS
 DATES 08/01/2020 THRU 08/31/2020
 SORTED BY TRANSACTION DATE

PAGE: 5
 (RECLD)

TRANS NO	ITEM NO	TRANS DATE	STS	DESCRIPTION OR SOURCE	TI	FUND	RCPT	SPCC	SUBJ	DFU	TRANS AMOUNT	
075124	0002	08/05/2020	A	Martin Hall donation	03	007	1820	9100	000000	000	2,655.00	
											RCPT CODE SUB-TOTAL:	2,655.00
											FUND CODE SUB-TOTAL:	2,765.32
075160	0003	08/31/2020	A	Richland Bank Int - McCammon	03	007	1410	9800	000000	000	11.14	
											RCPT CODE SUB-TOTAL:	11.14
											FUND CODE SUB-TOTAL:	11.14
075160	0007	08/31/2020	A	Classroom Facilities Fund	03	010	1410	0000	000000	000	5,363.98	
											RCPT CODE SUB-TOTAL:	5,363.98
											FUND CODE SUB-TOTAL:	5,363.98
075132	0005	08/14/2020	A	Ohio Pyle - HS	03	018	1690	9100	000000	000	78.48	
075135	0002	08/18/2020	A	Gorman Rupp Donation	03	018	1690	9100	000000	000	155.00	
											RCPT CODE SUB-TOTAL:	233.48
											FUND CODE SUB-TOTAL:	233.48
075123	0001	08/04/2020	A	Yearbook sales	03	018	1820	9300	000000	000	170.00	
075130	0001	08/11/2020	A	Yearbook sales	03	018	1820	9300	000000	000	830.01	
											RCPT CODE SUB-TOTAL:	1,000.01
											FUND CODE SUB-TOTAL:	1,000.01
075138	0001	08/19/2020	A	Western Library Donation	03	018	1890	9501	000000	000	305.00	
075140	0002	08/21/2020	A	Western Library donations	03	018	1890	9501	000000	000	155.00	
075153	0002	08/25/2020	A	Western Library Donations	03	018	1890	9501	000000	000	275.00	
075144	0001	08/27/2020	A	Western Library Donation	03	018	1890	9501	000000	000	170.00	
075148	0001	08/28/2020	A	Western Library Donation	03	018	1890	9501	000000	000	50.00	
											RCPT CODE SUB-TOTAL:	955.00

STATUS (STS) CODES:

A-RECEIPT B-REFUND OF RECEIPT V-VOID REFUND OF RECEIPT X-REDUCTION OF EXPENDITURE
 C-APPROPRIATION OR BUDGET MODIFICATIONS D-EXPENSE/SUPPLIES DISTRIBUTION F-FUND TO FUND TRANSFER

DATE: 09/02/2020
 TIME: 15:09

LEXINGTON LOCAL SCHOOLS
 TRANS. BY FUND/RCPT, ALL FUNDS
 DATES 08/01/2020 THRU 08/31/2020
 SORTED BY TRANSACTION DATE

PAGE: 6
 (RECLD)

TRANS NO	ITEM NO	TRANS DATE	STS	DESCRIPTION OR SOURCE	TI	FUND	RCPT	SPCC	SUBJ	OPU	TRANS AMOUNT
FUND CODE SUB-TOTAL:											955.00
075132	0003	08/14/2020	A	PTO Recycling-Central	03	019	1890	9121	000000	000	3.23
075137	0003	08/19/2020	A	PTO Recycling-Central	03	019	1890	9121	000000	000	1.77
RCPT CODE SUB-TOTAL:											5.00
FUND CODE SUB-TOTAL:											5.00
075132	0001	08/14/2020	A	PTO Recycling-Eastern	03	019	1890	9122	000000	000	3.23
075137	0001	08/19/2020	A	PTO Recycling-Eastern	03	019	1890	9122	000000	000	1.77
RCPT CODE SUB-TOTAL:											5.00
FUND CODE SUB-TOTAL:											5.00
075132	0002	08/14/2020	A	PTO Recycling-Western	03	019	1890	9123	000000	000	3.23
075137	0002	08/19/2020	A	PTO Recycling-Western	03	019	1890	9123	000000	000	1.77
RCPT CODE SUB-TOTAL:											5.00
FUND CODE SUB-TOTAL:											5.00
075160	0002	08/31/2020	A	Richland Bank Int. 024	03	024	1410	0000	000000	000	89.42
RCPT CODE SUB-TOTAL:											89.42
075121	0001	08/03/2020	A	Mauk Cobra pymt	03	024	1872	0000	000000	000	2,041.38
075133	0001	08/14/2020	A	Raney Aug ins	03	024	1872	0000	000000	000	230.68
075133	0002	08/14/2020	A	Berick Aug ins	03	024	1872	0000	000000	000	150.69
075141	0001	08/21/2020	A	Employees' Premiums	03	024	1872	0000	000000	000	64,322.32
075142	0001	08/21/2020	A	Board's Premiums Aug	03	024	1872	0000	000000	000	374,071.14
075154	0001	08/25/2020	A	Parker Sept Cobra	03	024	1872	0000	000000	000	2,155.95
RCPT CODE SUB-TOTAL:											446,972.15
FUND CODE SUB-TOTAL:											447,061.57
075114	0005	08/05/2020	A	Perm Imp (.5 Mill) Tax - Richl	03	034	1111	0000	000000	000	69,718.79

STATUS (STS) CODES:

A-RECEIPT B-REFUND OF RECEIPT V-VOID REFUND OF RECEIPT X-REDUCTION OF EXPENDITURE
 C-APPROPRIATION OR BUDGET MODIFICATIONS D-EXPENSE/SUPPLIES DISTRIBUTION F-FUND TO FUND TRANSFER

DATE: 09/02/2020
 TIME: 15:09

LEXINGTON LOCAL SCHOOLS
 TRANS. BY FUND/RCPT, ALL FUNDS
 DATES 08/01/2020 THRU 08/31/2020
 SORTED BY TRANSACTION DATE

PAGE: 7
 (RECLE)

TRANS NO	ITEM NO	TRANS DATE	STS	DESCRIPTION OR SOURCE	TI	FUND	RCPT	SPCC	SUBJ	OPU	TRANS AMOUNT
075113	0005	08/07/2020	A	MH Tax Morrow - PI (.5 Mill)	03	034	1111	0000	000000	000	92.11
075116	0005	08/14/2020	A	MH TAX - Richland	03	034	1111	0000	000000	000	12.20
RCPT CODE SUB-TOTAL:											69,823.10
075114	0010	08/05/2020	A	Pers Prop Tax PI (.5 Mill)-Ric	03	034	1122	0000	000000	000	4,554.18
075116	0010	08/14/2020	A	Pers Prop Utility - Richland	03	034	1122	0000	000000	000	2.24
RCPT CODE SUB-TOTAL:											4,556.42
075119	0005	08/20/2020	A	Homestead PI (.5 Mill)- Morrow	03	034	3132	0000	000000	000	146.77
RCPT CODE SUB-TOTAL:											146.77
FUND CODE SUB-TOTAL:											74,526.29
075129	0003	08/11/2020	A	Girls BB Tourn Africentric Pre	03	300	1610	9600	000000	000	42.00
075152	0001	08/24/2020	A	Boys Soccer adm	03	300	1610	9600	000000	703	765.00
075152	0002	08/24/2020	A	Girls Soccer Adm	03	300	1610	9600	000000	704	765.00
075156	0001	08/26/2020	A	VB Adm 8/25	03	300	1610	9600	000000	702	460.00
075157	0001	08/26/2020	A	JH FB Adm 8/25	03	300	1610	9600	000000	713	1,236.00
RCPT CODE SUB-TOTAL:											3,268.00
075129	0002	08/11/2020	A	Patron ads	03	300	1690	9600	000000	000	1,110.00
075136	0003	08/18/2020	A	Patron Ads	03	300	1690	9600	000000	000	775.00
075136	0004	08/18/2020	A	Program ads	03	300	1690	9600	000000	000	1,000.00
075151	0001	08/24/2020	A	Patron	03	300	1690	9600	000000	000	120.00
075151	0002	08/24/2020	A	Program ads	03	300	1690	9600	000000	000	1,550.00
075155	0002	08/26/2020	A	Exclusive Ad contract	03	300	1690	9600	000000	000	1,500.00
075155	0003	08/26/2020	A	Patrons	03	300	1690	9600	000000	000	85.00
075155	0004	08/26/2020	A	Program Ad sales	03	300	1690	9600	000000	000	625.00
RCPT CODE SUB-TOTAL:											6,765.00
075135	0001	08/18/2020	A	Borman Rupp Donation	03	300	1820	9600	000000	000	195.00
RCPT CODE SUB-TOTAL:											195.00
075129	0001	08/11/2020	A	Girls Golf entry fee	03	300	1890	9600	000000	706	250.00
075136	0001	08/18/2020	A	Girls Golf entry fee	03	300	1890	9600	000000	706	1,025.00
075136	0002	08/18/2020	A	Girls Tennis entry fee	03	300	1890	9600	000000	705	250.00
075155	0001	08/26/2020	A	Girls Golf entry fee	03	300	1890	9600	000000	706	250.00

STATUS (STS) CODES:

A-RECEIPT B-REFUND OF RECEIPT V-VOID REFUND OF RECEIPT X-REDUCTION OF EXPENDITURE
 C-APPROPRIATION OR BUDGET MODIFICATIONS D-EXPENSE/SUPPLIES DISTRIBUTION F-FUND TO FUND TRANSFER

Date: 09/02/20
 Time: 3:09 pm

LEXINGTON LOCAL SCHOOLS
 Revenue Account Summary
 SORTED BY FUND-SCC/ACCT

	FYTD Receivable	FYTD Actual Receipts	NTD Actual Receipts	YTD Actual Receipts	FYTD Balance Receivable	FYTD Percent Received
*****TOTAL FOR FUND-SCC 001 0000 (GENERAL FUND):	24,492,649.00	7,017,777.38	5,829,194.60	19,771,508.56	17,474,871.62	28.65
*****TOTAL FOR FUND-SCC 002 0000 (BOND RETIREMENT FUND):	3,169,000.00	1,364,391.52	1,281,851.69	3,120,655.31	1,804,608.48	43.05
*****TOTAL FOR FUND-SCC 003 0000 (PERMANENT IMPROVEMENT FUND):	724,334.00	288,593.58	271,099.59	689,890.13	435,740.42	39.84
*****TOTAL FOR FUND-SCC 004 0000 (LFI BUILDING FUND):	50,000.00	77,960.30	1,311.74	153,142.36	27,960.30-	155.92
*****TOTAL FOR FUND-SCC 006 0000 (FOOD SERVICE FUND):	715,727.00	70.00	70.00	427,647.91	715,657.00	0.01
*****TOTAL FOR FUND-SCC 007 9100 (LEXINGTON MINUTEMEN ACADEMIC SCHOLARSHIP FUND):	120,999.00	2,833.65	2,765.32	13,994.31	118,165.35	2.34
*****TOTAL FOR FUND-SCC 007 9200 (TERRY McCAMMON SCHOLARSHIP FUND):	693.00	18.18	11.14	586.20	674.82	2.62
*****TOTAL FOR FUND-SCC 010 0000 (CLASSROOM FACILITIES CONSTRUCTION FUND):	250,000.00	318,680.88	5,363.98	626,864.35	68,680.88-	127.47
*****TOTAL FOR FUND-SCC 018 9100 (HIGH SCHOOL PRINCIPAL'S FUND):	6,977.00	293.48	233.48	2,544.82	6,683.52	4.21
*****TOTAL FOR FUND-SCC 018 9101 (HIGH SCHOOL FLOWER FUND):	104.00	0.00	0.00	104.00	104.00	0.00

*** NOTE!! ONLY ACTIVE ACCOUNTS HAVE BEEN SELECTED, TOTALS MAY EXCLUDE AMOUNTS THAT ARE RELATED TO INACTIVE ACCOUNTS. ***

LEXINGTON LOCAL SCHOOLS
 Revenue Account Summary
 SORTED BY FUND-SCC/ACCT

	FYTD Receivable	FYTD Actual Receipts	MTD Actual Receipts	YTD Actual Receipts	FYTD Balance Receivable	FYTD Percent Received
*****TOTAL FOR FUND-SCC 018 9200 (JUNIOR HIGH PRINCIPAL'S FUND):	4,628.00	0.00	0.00	273.90	4,628.00	0.00
*****TOTAL FOR FUND-SCC 018 9300 (EASTERN PRINCIPAL'S FUND):	759.00	1,000.01	1,000.01	1,093.01	241.01	131.75
*****TOTAL FOR FUND-SCC 018 9301 (EASTERN ELEMENTARY BOOKFAIR/BOXTOPS FUND):	2,274.00	0.00	0.00	164.90	2,274.00	0.00
*****TOTAL FOR FUND-SCC 018 9303 (EASTERN RUN CLUB):	1,135.00	0.00	0.00	0.00	1,135.00	0.00
*****TOTAL FOR FUND-SCC 018 9400 (CENTRAL PRINCIPAL'S FUND):	2,874.00	0.00	0.00	878.59	2,874.00	0.00
*****TOTAL FOR FUND-SCC 018 9401 (CENTRAL ELEMENTARY BOOKFAIR FUND):	3,196.00	0.00	0.00	565.16	3,196.00	0.00
*****TOTAL FOR FUND-SCC 018 9500 (WESTERN PRINCIPAL'S FUND):	4,534.00	0.00	0.00	956.32	4,534.00	0.00
*****TOTAL FOR FUND-SCC 018 9501 (WESTERN ELEMENTARY BOOKFAIR/BOXTOPS FUND):	3,111.00	955.00	955.00	969.14	2,156.00	30.70
*****TOTAL FOR FUND-SCC 019 9121 (CENTRAL ELEMENTARY PTO GRANTS):	1,232.00	5.00	5.00	42.62	1,227.00	0.41
*****TOTAL FOR FUND-SCC 019 9122 (EASTERN ELEMENTARY PTO GRANTS):	1,093.00	5.00	5.00	42.60	1,088.00	0.46

*** NOTE!! ONLY ACTIVE ACCOUNTS HAVE BEEN SELECTED, TOTALS MAY EXCLUDE AMOUNTS THAT ARE RELATED TO INACTIVE ACCOUNTS. ***

Date: 09/02/20
 Time: 3:09 pm

LEXINGTON LOCAL SCHOOLS
 Revenue Account Summary
 SORTED BY FUND-SCC/ACCT

Page: 3
 (REVSUM)

	FYTD Receivable	FYTD Actual Receipts	MTD Actual Receipts	YTD Actual Receipts	FYTD Balance Receivable	FYTD Percent Received
*****TOTAL FOR FUND-SCC 019 9123 (WESTERN ELEMENTARY PTO GRANTS):	1,093.00	5.00	5.00	42.61	1,088.00	0.46
*****TOTAL FOR FUND-SCC 019 9219 (RICH CO FOUND-CLASSROOM LIBRARY):	550.00	0.00	0.00	0.00	550.00	0.00
*****TOTAL FOR FUND-SCC 019 9220 (RICH CO FOUND-LEGOS AND BUILDING BLOCKS):	860.00	0.00	0.00	55.21-	860.00	0.00
*****TOTAL FOR FUND-SCC 019 9221 (RICH CO FOUND-SCIENCE DISCOVERY BINS):	1,500.00	0.00	0.00	0.00	1,500.00	0.00
*****TOTAL FOR FUND-SCC 022 9601 (OHSAA TOURNAMENT AGENCY FUND):	19,628.00	125.00	0.00	2,602.62	19,503.00	0.64
*****TOTAL FOR FUND-SCC 024 0000 (EMPLOYEE BENEFITS FUND FOR MEDICAL/DENTAL):	4,975,263.00	895,239.47	447,061.57	3,200,507.66	4,080,024.53	17.99
*****TOTAL FOR FUND-SCC 034 0000 (GFCC PROJECT MAINTENANCE FUND):	104,000.00	79,325.16	74,526.29	181,433.56	104,674.84	43.11
*****TOTAL FOR FUND-SCC 200 9101 (HIGH SCHOOL ART CLUB):	279.00	0.00	0.00	278.70	279.00	0.00
*****TOTAL FOR FUND-SCC 200 9102 (HIGH SCHOOL DRAMA CLUB):	613.00	104.00-	0.00	508.73	717.00	16.97-
*****TOTAL FOR FUND-SCC 200 9105 (HIGH SCHOOL FRENCH CLUB):	32.00	0.00	0.00	0.00	32.00	0.00

*** NOTE!! ONLY ACTIVE ACCOUNTS HAVE BEEN SELECTED, TOTALS MAY EXCLUDE AMOUNTS THAT ARE RELATED TO INACTIVE ACCOUNTS. ***

Date: 09/02/20
Time: 3:09 pm

LEXINGTON LOCAL SCHOOLS
Revenue Account Summary
SORTED BY FUND-SCC/ACCT

Page: 4
(REVSUM)

	FYTD Receivable	FYTD Actual Receipts	MTD Actual Receipts	YTD Actual Receipts	FYTD Balance Receivable	FYTD Percent Received
*****TOTAL FOR FUND-SCC 200 9108 (HIGH SCHOOL LEO CLUB):	529.00	0.00	0.00	28.92	529.00	0.00
*****TOTAL FOR FUND-SCC 200 9114 (HIGH SCHOOL STUDENT COUNCIL FUND):	568.00	0.00	0.00	30.00	568.00	0.00
*****TOTAL FOR FUND-SCC 200 9115 (HIGH SCHOOL KEY CLUB):	2,990.00	0.00	0.00	200.00	2,990.00	0.00
*****TOTAL FOR FUND-SCC 200 9119 (HIGH SCHOOL YEARBOOK FUND):	8,960.00	0.00	0.00	655.00	8,960.00	0.00
*****TOTAL FOR FUND-SCC 200 9121 (HIGH SCHOOL NATIONAL HONOR SOCIETY):	1,190.00	0.00	0.00	10.00	1,190.00	0.00
*****TOTAL FOR FUND-SCC 200 9204 (JUNIOR HIGH STUDENT COUNCIL FUND):	1,317.00	0.00	0.00	725.25	1,317.00	0.00
*****TOTAL FOR FUND-SCC 200 9301 (EASTERN ELEMENTARY STUDENT ACTIVITY FUND):	250.00	0.00	0.00	0.00	250.00	0.00
*****TOTAL FOR FUND-SCC 200 9302 (EASTERN ELEMENTARY ROBOTICS FUND):	720.00	0.00	0.00	0.00	720.00	0.00
*****TOTAL FOR FUND-SCC 200 9612 (JUNIOR HIGH INFORMED TEENS FUND):	74.00	0.00	0.00	32.22	74.00	0.00
*****TOTAL FOR FUND-SCC 300 9116 (CHOIR):	300.00	0.00	0.00	300.00	300.00	0.00

*** NOTE!! ONLY ACTIVE ACCOUNTS HAVE BEEN SELECTED, TOTALS MAY EXCLUDE AMOUNTS THAT ARE RELATED TO INACTIVE ACCOUNTS. ***

LEXINGTON LOCAL SCHOOLS
 Revenue Account Summary
 SORTED BY FUND-SCC/ACCT

	FYTD Receivable	FYTD Actual Receipts	MTD Actual Receipts	YTD Actual Receipts	FYTD Balance Receivable	FYTD Percent Received
*****TOTAL FOR FUND-SCC 300 9206 (JUNIOR HIGH PHYS ED DEPARTMENT FUND):	2,040.00	0.00	0.00	950.00	2,040.00	0.00
*****TOTAL FOR FUND-SCC 300 9600 (ATHLETIC FUND):	202,976.00	14,858.00	12,003.00	68,003.70	188,118.00	7.32
*****TOTAL FOR FUND-SCC 300 9601 (ATHLETIC CAPITAL FUND):	13,000.00	0.00	0.00	0.00	13,000.00	0.00
*****TOTAL FOR FUND-SCC 451 9020 (Network Connectivity FY 2020):	0.00	0.00	0.00	4,500.00	0.00	0.00
*****TOTAL FOR FUND-SCC 451 9021 (Network Connectivity FY 2021):	9,000.00	0.00	0.00	0.00	9,000.00	0.00
*****TOTAL FOR FUND-SCC 467 0000 (STUDENT WELLNESS AND SUCCESS FUND):	313,072.28	0.00	0.00	156,476.06	313,072.28	0.00
*****TOTAL FOR FUND-SCC 499 9021 (SCHOOL SAFETY GRANT FY21):	10,500.00	0.00	0.00	0.00	10,500.00	0.00
*****TOTAL FOR FUND-SCC 507 9021 (ESSER FUNDING FY21):	221,917.59	213,871.66	0.00	213,871.66	8,045.93	96.37
*****TOTAL FOR FUND-SCC 516 9020 (IDEA-B SPECIAL EDUCATION FY20):	126,682.07	34,158.24	3,545.61	242,939.94	92,523.83	26.96
*****TOTAL FOR FUND-SCC 516 9021 (IDEA-B SPECIAL EDUCATION FY21):	492,966.61	0.00	0.00	0.00	492,966.61	0.00

*** NOTE!! ONLY ACTIVE ACCOUNTS HAVE BEEN SELECTED, TOTALS MAY EXCLUDE AMOUNTS THAT ARE RELATED TO INACTIVE ACCOUNTS. ***

LEXINGTON LOCAL SCHOOLS
 Revenue Account Summary
 SORTED BY FUND-SOC/ACCT

	FYTD Receivable	FYTD Actual Receipts	MTD Actual Receipts	YTD Actual Receipts	FYTD Balance Receivable	FYTD Percent Received
*****TOTAL FOR FUND-SOC 572 9020 (TITLE I FY20):	41,012.14	37,225.31	0.00	184,796.52	3,786.83	90.77
*****TOTAL FOR FUND-SOC 572 9021 (TITLE I FY21):	262,800.22	0.00	0.00	0.00	262,800.22	0.00
*****TOTAL FOR FUND-SOC 587 9020 (EARLY CHILDHOOD SPECIAL EDUCATION IDEA FY20):	6,138.36	3,304.44	0.00	17,182.87	2,833.92	53.83
*****TOTAL FOR FUND-SOC 587 9021 (EARLY CHILDHOOD SPECIAL EDUCATION IDEA FY21):	12,288.53	0.00	0.00	0.00	12,288.53	0.00
*****TOTAL FOR FUND-SOC 590 9020 (TITLE II-A IMPROVING TEACHER QUALITY FY20):	0.00	0.00	0.00	33,392.11	0.00	0.00
*****TOTAL FOR FUND-SOC 590 9021 (TITLE II-A IMPROVING TEACHER QUALITY FY21):	52,936.51	0.00	0.00	0.00	52,936.51	0.00
*****TOTAL FOR FUND-SOC 599 9020 (TITLE IV FY20):	8,891.79	0.00	0.00	5,564.00	8,891.79	0.00
*****TOTAL FOR FUND-SOC 599 9021 (TITLE IV FY21):	21,482.83	0.00	0.00	0.00	21,482.83	0.00
*****GRAND TOTALS:	36,553,739.93	10,350,591.26	7,931,008.02	29,126,901.11	26,203,148.67	28.32

*** NOTE!! ONLY ACTIVE ACCOUNTS HAVE BEEN SELECTED, TOTALS MAY EXCLUDE AMOUNTS THAT ARE RELATED TO INACTIVE ACCOUNTS. ***

LEXINGTON LOCAL SCHOOLS
 Appropriation Account Summary
 SORTED BY FUND-SCC/ACCT

FYTD Appropriated	Prior FY Carryover Encumbrances	FYTD Expendable	FYTD Actual Expenditures	MTD Actual Expenditures	Current + Future Encumbrances	FYTD Remaining Balance	FYTD Percent Exp/Enc
*****TOTAL FOR FUND-SCC 001 0000 (GENERAL FUND):							
12,389,089.00	269,184.22	12,658,273.22	4,179,877.17	2,205,381.14	2,153,775.43	6,324,620.62	50.04
*****TOTAL FOR FUND-SCC 002 0000 (BOND RETIREMENT FUND):							
728,071.00	0.00	728,071.00	22,539.05	20,606.59	4,951,331.26	4,245,799.31	683.16
*****TOTAL FOR FUND-SCC 003 0000 (PERMANENT IMPROVEMENT FUND):							
320,669.00	28,616.47	349,285.47	70,392.44	33,215.43	444,030.38	165,137.35	147.28
*****TOTAL FOR FUND-SCC 004 0000 (LFI BUILDING FUND):							
250,000.00	881,259.00	1,131,259.00	49,582.25	21,548.50	5,111,462.07	4,029,785.32	456.22
*****TOTAL FOR FUND-SCC 006 0000 (FOOD SERVICE FUND):							
354,805.00	1,444.00	356,249.00	102,826.84	56,876.41	234,083.93	19,338.23	94.57
*****TOTAL FOR FUND-SCC 007 9100 (LEXINGTON MINUTEMEN ACADEMIC SCHOLARSHIP FUND):							
4,125.00	3,000.00	7,125.00	1,000.00	0.00	2,000.00	4,125.00	42.11
*****TOTAL FOR FUND-SCC 010 0000 (CLASSROOM FACILITIES CONSTRUCTION FUND):							
473,569.00	2,009,659.15	2,483,228.15	215,718.74	73,786.84	1,832,371.41	435,138.00	82.48
*****TOTAL FOR FUND-SCC 018 9100 (HIGH SCHOOL PRINCIPAL'S FUND):							
3,819.00	0.00	3,819.00	475.00	475.00	7,500.00	4,156.00	208.82
*****TOTAL FOR FUND-SCC 018 9101 (HIGH SCHOOL FLOWER FUND):							
23.00	0.00	23.00	0.00	0.00	0.00	23.00	0.00
*****TOTAL FOR FUND-SCC 018 9200 (JUNIOR HIGH PRINCIPAL'S FUND):							
260.00	5,880.00	6,140.00	0.00	0.00	11,760.00	5,620.00	191.53

*** NOTE!! ONLY ACTIVE ACCOUNTS HAVE BEEN SELECTED, TOTALS MAY EXCLUDE AMOUNTS THAT ARE RELATED TO INACTIVE ACCOUNTS. ***

Date: 09/02/20
 Time: 3:10 pm

LEXINGTON LOCAL SCHOOLS
 Appropriation Account Summary
 SORTED BY FUND-SCC/ACCT

Page: 2
 (APPSUM)

FYTD Appropriated	Prior FY Carryover Encumbrances	FYTD Expendable	FYTD Actual Expenditures	MTD Actual Expenditures	Current + Future Encumbrances	FYTD Remaining Balance	FYTD Percent Exp/Enc
*****TOTAL FOR FUND-SCC 018 9300 (EASTERN PRINCIPAL'S FUND):							
1,660.00	426.40	2,086.40	267.25	267.25	195.00	1,624.15	22.16
*****TOTAL FOR FUND-SCC 018 9301 (EASTERN ELEMENTARY BOOKFAIR/BOXTOPS FUND):							
3,748.00	0.00	3,748.00	0.00	0.00	0.00	3,748.00	0.00
*****TOTAL FOR FUND-SCC 018 9302 (EASTERN ELEMENTARY MATH):							
100.00	0.00	100.00	0.00	0.00	0.00	100.00	0.00
*****TOTAL FOR FUND-SCC 018 9303 (EASTERN RUN CLUB):							
410.00	0.00	410.00	0.00	0.00	0.00	410.00	0.00
*****TOTAL FOR FUND-SCC 018 9400 (CENTRAL PRINCIPAL'S FUND):							
1,173.00	1,282.91	2,455.91	558.35	195.00	2,019.56	122.00-	104.97
*****TOTAL FOR FUND-SCC 018 9401 (CENTRAL ELEMENTARY BOOKFAIR FUND):							
764.00	56.72	820.72	0.00	0.00	356.72	464.00	43.46
*****TOTAL FOR FUND-SCC 018 9500 (WESTERN PRINCIPAL'S FUND):							
1,960.00	201.50	2,161.50	0.00	0.00	201.50	1,960.00	9.32
*****TOTAL FOR FUND-SCC 018 9501 (WESTERN ELEMENTARY BOOKFAIR/BOXTOPS FUND):							
1,680.00	0.00	1,680.00	0.00	0.00	0.00	1,680.00	0.00
*****TOTAL FOR FUND-SCC 019 9121 (CENTRAL ELEMENTARY PTO GRANTS):							
278.00	443.64	721.64	0.00	0.00	943.64	222.00-	130.76
*****TOTAL FOR FUND-SCC 019 9122 (EASTERN ELEMENTARY PTO GRANTS):							
536.00	0.00	536.00	0.00	0.00	0.00	536.00	0.00

*** NOTE!! ONLY ACTIVE ACCOUNTS HAVE BEEN SELECTED, TOTALS MAY EXCLUDE AMOUNTS THAT ARE RELATED TO INACTIVE ACCOUNTS. ***

LEXINGTON LOCAL SCHOOLS
 Appropriation Account Summary
 SORTED BY FUND-SCC/ADCT

FYTD Appropriated	Prior FY Carryover Encumbrances	FYTD Expendable	FYTD Actual Expenditures	MTD Actual Expenditures	Current + Future Encumbrances	FYTD Remaining Balance	FYTD Percent Exp/Enc
*****TOTAL FOR FUND-SCC 019 9123 (WESTERN ELEMENTARY PTD GRANTS):							
242.00	0.00	242.00	0.00	0.00	0.00	242.00	0.00
*****TOTAL FOR FUND-SCC 019 9219 (RICH CO FUND-CLASSROOM LIBRARY):							
275.00	0.00	275.00	0.00	0.00	0.00	275.00	0.00
*****TOTAL FOR FUND-SCC 019 9220 (RICH CO FUND-LEGDS AND BUILDING BLOCKS):							
430.00	0.00	430.00	0.00	0.00	0.00	430.00	0.00
*****TOTAL FOR FUND-SCC 019 9221 (RICH CO FUND-SCIENCE DISCOVERY BINS):							
750.00	0.00	750.00	0.00	0.00	0.00	750.00	0.00
*****TOTAL FOR FUND-SCC 022 9601 (OHSAA TOURNAMENT AGENCY FUND):							
9,868.00	0.00	9,868.00	0.00	0.00	18,000.00	8,132.00-	182.41
*****TOTAL FOR FUND-SCC 024 0000 (EMPLOYEE BENEFITS FUND FOR MEDICAL/DENTAL):							
2,474,052.00	0.00	2,474,052.00	986,397.18	573,948.16	27,500.00	1,460,154.82	40.98
*****TOTAL FOR FUND-SCC 034 0000 (DFCC PROJECT MAINTENANCE FUND):							
879.00	0.00	879.00	1,310.36	1,198.04	0.00	431.36-	149.07
*****TOTAL FOR FUND-SCC 200 9102 (HIGH SCHOOL DRAMA CLUB):							
1,199.00	4,599.04	5,798.04	0.00	0.00	4,599.04	1,199.00	79.32
*****TOTAL FOR FUND-SCC 200 9104 (HIGH SCHOOL LEADERSHIP COUNCIL):							
28.00	0.00	28.00	0.00	0.00	0.00	28.00	0.00
*****TOTAL FOR FUND-SCC 200 9107 (HIGH SCHOOL SPANISH CLUB):							
25.00	0.00	25.00	0.00	0.00	0.00	25.00	0.00

*** NOTE!! ONLY ACTIVE ACCOUNTS HAVE BEEN SELECTED, TOTALS MAY EXCLUDE AMOUNTS THAT ARE RELATED TO INACTIVE ACCOUNTS. ***

LEXINGTON LOCAL SCHOOLS
 Appropriation Account Summary
 SORTED BY FUND-SCC/ACCT

FYTD Appropriated	Prior FY Carryover Encumbrances	FYTD Expendable	FYTD Actual Expenditures	MTD Actual Expenditures	Current + Future Encumbrances	FYTD Remaining Balance	FYTD Percent Exp/Enc
*****TOTAL FOR FUND-SCC 200 9108 (HIGH SCHOOL LEO CLUB):							
824.00	518.13	1,342.13	0.00	0.00	518.13	824.00	38.61
*****TOTAL FOR FUND-SCC 200 9114 (HIGH SCHOOL STUDENT COUNCIL FUND):							
620.00	0.00	620.00	0.00	0.00	500.00	120.00	80.65
*****TOTAL FOR FUND-SCC 200 9115 (HIGH SCHOOL KEY CLUB):							
1,168.00	0.00	1,168.00	0.00	0.00	0.00	1,168.00	0.00
*****TOTAL FOR FUND-SCC 200 9119 (HIGH SCHOOL YEARBOOK FUND):							
6,791.00	4,831.20	11,622.20	0.00	0.00	4,831.20	6,791.00	41.57
*****TOTAL FOR FUND-SCC 200 9121 (HIGH SCHOOL NATIONAL HONOR SOCIETY):							
898.00	0.00	898.00	393.00	0.00	800.00	287.00	131.96
*****TOTAL FOR FUND-SCC 200 9204 (JUNIOR HIGH STUDENT COUNCIL FUND):							
213.00	0.00	213.00	0.00	0.00	0.00	213.00	0.00
*****TOTAL FOR FUND-SCC 200 9301 (EASTERN ELEMENTARY STUDENT ACTIVITY FUND):							
134.00	0.00	134.00	0.00	0.00	0.00	134.00	0.00
*****TOTAL FOR FUND-SCC 200 9302 (EASTERN ELEMENTARY ROBOTICS FUND):							
398.00	0.00	398.00	0.00	0.00	0.00	398.00	0.00
*****TOTAL FOR FUND-SCC 200 9612 (JUNIOR HIGH INFORMED TEENS FUND):							
11.00	0.00	11.00	0.00	0.00	0.00	11.00	0.00
*****TOTAL FOR FUND-SCC 300 9115 (JAZZ BAND):							
169.00	0.00	169.00	0.00	0.00	0.00	169.00	0.00

*** NOTE!! ONLY ACTIVE ACCOUNTS HAVE BEEN SELECTED, TOTALS MAY EXCLUDE AMOUNTS THAT ARE RELATED TO INACTIVE ACCOUNTS. ***

LEXINGTON LOCAL SCHOOLS
 Appropriation Account Summary
 SORTED BY FUND-SCC/ACCT

FYTD Appropriated	Prior FY Carryover Encumbrances	FYTD Expendable	FYTD Actual Expenditures	MTD Actual Expenditures	Current + Future Encumbrances	FYTD Remaining Balance	FYTD Percent Exp/Enc
*****TOTAL FOR FUND-SCC 300 9116 (CHOIR):							
50.00	0.00	50.00	0.00	0.00	0.00	50.00	0.00
*****TOTAL FOR FUND-SCC 300 9206 (JUNIOR HIGH PHYS ED DEPARTMENT FUND):							
1,253.00	0.00	1,253.00	0.00	0.00	149.00	1,104.00	11.89
*****TOTAL FOR FUND-SCC 300 9600 (ATHLETIC FUND):							
102,285.00	2,209.18	104,494.18	19,166.06	17,046.82	115,735.24	30,407.12-	129.10
*****TOTAL FOR FUND-SCC 300 9601 (ATHLETIC CAPITAL FUND):							
0.00	0.00	0.00	0.00	0.00	12,000.00	12,000.00-	0.00
*****TOTAL FOR FUND-SCC 300 9603 (ELEMENTARY MUSIC):							
112.00	0.00	112.00	0.00	0.00	0.00	112.00	0.00
*****TOTAL FOR FUND-SCC 451 9019 (Network Connectivity FY 2019):							
0.00	0.00	0.00	0.00	0.00	9,000.00	9,000.00-	0.00
*****TOTAL FOR FUND-SCC 451 9020 (Network Connectivity FY 2020):							
4,500.00	0.00	4,500.00	0.00	0.00	0.00	4,500.00	0.00
*****TOTAL FOR FUND-SCC 467 0000 (STUDENT WELLNESS AND SUCCESS FUND):							
146,081.00	19,964.28	166,045.28	17,810.44	8,905.23	19,850.80	128,384.04	22.68
*****TOTAL FOR FUND-SCC 499 9020 (SCHOOL SAFETY GRANT FY20):							
5,304.00	0.00	5,304.00	0.00	0.00	0.00	5,304.00	0.00
*****TOTAL FOR FUND-SCC 499 9121 (SCHOOL BUS PURCHASE PROGRAM):							
0.00	0.00	0.00	0.00	0.00	42,925.71	42,925.71-	0.00

*** NOTE!! ONLY ACTIVE ACCOUNTS HAVE BEEN SELECTED, TOTALS MAY EXCLUDE AMOUNTS THAT ARE RELATED TO INACTIVE ACCOUNTS. ***

Date: 09/02/20
 Time: 3:10 pm

LEXINGTON LOCAL SCHOOLS
 Appropriation Account Summary
 SORTED BY FUND-SCC/ACCT

Pages: 6
 (APPSUM)

FYTD Appropriated	Prior FY Carryover Encumbrances	FYTD Expendable	FYTD Actual Expenditures	MTD Actual Expenditures	Current + Future Encumbrances	FYTD Remaining Balance	FYTD Percent Exp/Enc
*****TOTAL FOR FUND-SCC 507 9021 (ESSER FUNDING FY21):							
8,045.93	0.00	8,045.93	0.00	0.00	0.00	8,045.93	0.00
*****TOTAL FOR FUND-SCC 516 9019 (IDEA-B SPECIAL EDUCATION FY19):							
19,228.00	0.00	19,228.00	0.00	0.00	0.00	19,228.00	0.00
*****TOTAL FOR FUND-SCC 516 9020 (IDEA-B SPECIAL EDUCATION FY20):							
231,072.00	14,133.53	245,205.53	7,325.13	3,281.09	13,934.94	223,945.46	8.67
*****TOTAL FOR FUND-SCC 516 9021 (IDEA-B SPECIAL EDUCATION FY21):							
0.00	0.00	0.00	9,295.87	8,125.52	330,051.43	339,347.30-	0.00
*****TOTAL FOR FUND-SCC 572 9019 (TITLE I FY19):							
6,090.00	0.00	6,090.00	0.00	0.00	0.00	6,090.00	0.00
*****TOTAL FOR FUND-SCC 572 9020 (TITLE I FY20):							
137,428.00	1,187.16	138,615.16	10,438.50	4,268.60-	900.00	127,276.66	8.18
*****TOTAL FOR FUND-SCC 572 9021 (TITLE I FY21):							
0.00	0.00	0.00	0.00	0.00	1,294.97	1,294.97-	0.00
*****TOTAL FOR FUND-SCC 587 9020 (EARLY CHILDHOOD SPECIAL EDUCATION IDEA FY20):							
12,903.00	60.00	12,963.00	0.00	0.00	60.00	12,903.00	0.46
*****TOTAL FOR FUND-SCC 587 9021 (EARLY CHILDHOOD SPECIAL EDUCATION IDEA FY21):							
0.00	0.00	0.00	0.00	0.00	11,925.20	11,925.20-	0.00
*****TOTAL FOR FUND-SCC 590 9020 (TITLE II-A IMPROVING TEACHER QUALITY FY20):							
32,048.00	0.00	32,048.00	0.00	0.00	0.00	32,048.00	0.00

*** NOTE!! ONLY ACTIVE ACCOUNTS HAVE BEEN SELECTED, TOTALS MAY EXCLUDE AMOUNTS THAT ARE RELATED TO INACTIVE ACCOUNTS. ***

Date: 09/02/20
 Time: 3:10 pm

LEXINGTON LOCAL SCHOOLS
 Appropriation Account Summary
 SORTED BY FUND-SOC/ACCT

Page: 7
 (APPSUM)

FYTD Appropriated	Prior FY Carryover Encumbrances	FYTD Expendable	FYTD Actual Expenditures	NTD Actual Expenditures	Current + Future Encumbrances	FYTD Remaining Balance	FYTD Percent Exp/Enc
*****TOTAL FOR FUND-SOC 599 9020 (TITLE IV FY20):							
12,227.00	600.00	12,827.00	0.00	0.00	3,540.00	9,287.00	27.60
*****TOTAL FOR FUND-SOC 599 9021 (TITLE IV FY21):							
0.00	0.00	0.00	20,000.00	20,000.00	0.00	20,000.00-	0.00
*****GRAND TOTALS:							
17,754,339.93	3,249,556.53	21,003,896.46	5,715,365.63	3,040,588.42	15,370,146.56	81,615.73-	100.39

*** NOTE!! ONLY ACTIVE ACCOUNTS HAVE BEEN SELECTED, TOTALS MAY EXCLUDE AMOUNTS THAT ARE RELATED TO INACTIVE ACCOUNTS. ***