


LEXINGTON LOCAL SCHOOLS



FINANCIAL REPORT
FOR THE PERIOD ENDING
JUNE 30, 2020

PREPARED BY
JASON WHITESEL, TREASURER

	<u>SUB-TOTALS</u>	<u>TOTALS</u>
Gross Depository Balances:		
RICHLAND BANK MMA 5719	\$ 6,137,603.09	
RICHLAND BANK SWEEP ACCT 3520	1,314,294.46	
RICHLAND BANK GENERAL ACCT 0590	300,000.00	
RICHLAND BANK ANTHEM SWEEP 3523	1,175,875.33	
RICHLAND BANK EE BENEFITS 3180	0.00	
RICHLAND BANK PAYROLL ACCT 9790	15,722.67	
RICHLAND BANK ATHLETIC ACCT 3290	5,765.00	

Total Depository Balances (Gross)		\$ 8,949,260.55
Adjustments to Bank Balance:		
Cash in Transit to Bank	\$ 121.06	
Outstanding Checks	40,301.01-	
Adjustments	8.33-	
Outstanding Vision Payment -\$8.33		


Total Adjustments to Bank Balance		40,199.28-
Investments:		
Treasury Bonds and Notes	\$ 32,527,862.25	
Certificate of Deposits	7,836,000.00	
Other Securities	15,181,407.18	
Other Investments:		
Richland Bank MMA (5750)	56,788.45	
RICHLAND BANK MMA (R252)	4,801,816.68	
Richland Bank MMA/Sav (R252)	248,000.00	

Total Investments		60,651,874.56
Cash on Hand:		
Petty Cash:		
TREASURER'S OFFICE	\$ 100.00	
Change Cash:		
ATHLETIC CHANGE	\$ 99.00	
Cash with Fiscal Agent	0.00	

Total Cash on Hand		199.00

Total Balances		\$ 69,561,145.83
		=====
Total Fund Balance		\$ 69,561,145.83
		=====
Depository Clearance Accounts:		

Total Clearance Account Balances		\$ 0.00



Treasurer

June 01, 2020 through June 30, 2020

Account Name : Lexington Local SD Managing Agency

Account No : 5750

Summary Of Investment Holdings

Quantity	Description			Unit Value	Market Value	Tax Cost	Estimated Ann Inc	Yield To Mkt
<u>Money Markets - Taxable</u>								
56,788.45	Northern Instl Government Select Portfolio			1.0000	56,788.45	56,788.45	73.82	0.13%
<i>Totals</i>					56,788.45	56,788.45	73.82	0.13%
<u>Marketable CDs</u>								
150,000	Community Fin'l Svcs Bk KY	1.500%	08/19/2020	100.1899	150,284.85	150,000.00	2,250.00	1.50%
200,000	Bank Leumi USA NY NY	1.750%	08/25/2020	100.2561	200,512.20	200,000.00	3,500.00	1.75%
248,000	Wells Fargo Bank NA	2.800%	09/14/2020	100.5524	249,369.95	248,000.00	6,944.00	2.78%
200,000	Marlin Business Bank	1.850%	10/13/2020	100.4939	200,987.80	200,000.00	3,700.00	1.84%
175,000	Unison Bank	1.500%	11/25/2020	100.7696	176,346.80	175,000.00	2,625.00	1.49%
200,000	Goldman Sachs Bank USA	1.850%	02/17/2021	101.0884	202,176.80	200,000.00	3,700.00	1.83%
200,000	MB Financial Bank NA	1.400%	03/30/2021	100.7577	201,515.40	200,000.00	2,800.00	1.39%
100,000	BankVista	1.400%	04/06/2021	100.9679	100,967.90	100,000.00	1,400.00	1.39%
200,000	Bank of Santa Clarita CA	1.400%	04/15/2021	100.9974	201,994.80	200,000.00	2,800.00	1.39%
200,000	Stearns Bank NA	1.950%	09/29/2021	102.2122	204,424.40	200,000.00	3,900.00	1.91%
200,000	Citibank NA	3.150%	10/26/2021	103.9394	207,878.80	200,000.00	6,300.00	3.03%
200,000	BMW Bank North America	3.050%	12/28/2021	104.2940	208,588.00	200,000.00	6,100.00	2.92%
100,000	Medallion Bank UT	3.050%	01/10/2022	104.3641	104,364.10	100,000.00	3,050.00	2.92%
150,000	TIAA FSB	2.850%	02/22/2022	104.3634	156,545.10	150,000.00	4,275.00	2.73%
200,000	Bridgewater Bank Bloom MN	1.900%	02/28/2022	102.8394	205,678.80	200,000.00	3,800.00	1.85%
200,000	Continental Bank UT	1.900%	06/22/2022	103.3467	206,693.40	200,000.00	3,800.00	1.84%
200,000	American Express Centurion	2.400%	09/12/2022	104.4170	208,834.00	200,000.00	4,800.00	2.30%
200,000	Discover Bank	2.250%	09/27/2022	104.4989	208,997.80	200,000.00	4,500.00	2.15%
200,000	Sallie Mae Bank SLC UT	2.500%	12/13/2022	105.4791	210,958.20	200,000.00	5,000.00	2.37%
25,000	State Bank of India NY	3.000%	03/06/2023	107.2519	26,812.98	25,000.00	750.00	2.80%
200,000	Comenity Capital Bank	2.700%	04/17/2023	106.6749	213,349.80	200,000.00	5,400.00	2.53%
150,000	Merrick Bank	2.050%	07/12/2023	105.1895	157,784.25	150,000.00	3,075.00	1.95%
100,000	Border State Bank	1.100%	03/27/2024	102.5100	102,510.00	100,000.00	1,100.00	1.07%

June 01, 2020 through June 30, 2020

Account Name : Lexington Local SD Managing Agency

Account No : 5750

Summary Of Investment Holdings

Quantity	Description			Unit Value	Market Value	Tax Cost	Estimated Ann Inc To Mkt	Yield
248,000	Live Oak Banking Company	1.250%	09/13/2024	103.1029	255,695.19	248,000.00	3,100.00	1.21%
<i>Totals</i>					4,363,271.32	4,246,000.00	88,669.00	2.03%
<u>Commercial Paper - Corporate</u>								
200,000	Airbus Group Com'l Paper	1.190%	07/06/2020	99.7937	199,587.32	199,596.72	2,379.89	1.19%
<i>Totals</i>					199,587.32	199,596.72	2,379.89	1.19%
<u>U.S. Govt Agy-Exempt State</u>								
150,000	FFCB	1.690%	02/12/2024	100.6612	150,991.73	150,000.00	2,535.00	1.68%
200,000	FHLB	0.720%	12/30/2024	100.0077	200,015.45	200,000.00	1,440.00	0.72%
<i>Totals</i>					351,007.18	350,000.00	3,975.00	1.13%
<u>U.S. Govt Agy-Non-Ex St-Int Only</u>								
300,000	FNMA	1.300%	07/28/2020	100.0832	300,249.50	300,000.00	3,900.00	1.30%
150,000	FHLMC	1.625%	02/28/2024	100.1089	150,163.29	150,000.00	2,437.50	1.62%
<i>Totals</i>					450,412.79	450,000.00	6,337.50	1.41%
<i>Grand Total</i>					5,421,067.06	5,302,385.17	101,435.21	1.87%

Gain or Loss amounts and transactions, as shown, may not reflect the amount to be used for income tax purposes.

June 01, 2020 through June 30, 2020

Account Name : Lexington Local SD Bond Acct Man Agcy

Account No : R252

Summary Of Investment Holdings

Quantity	Description		Unit Value	Market Value	Tax Cost	Estimated Ann Inc	Yield To Mkt
<u>Money Markets - Taxable</u>							
4,801,816.68	Northern Instl Government Select Portfolio		1.0000	4,801,816.68	4,801,816.68	6,242.36	0.13%
<i>Totals</i>				4,801,816.68	4,801,816.68	6,242.36	0.13%
<u>Money Markets/Savings - Taxable</u>							
248,000	Park National Bank FDIC Account P250		1.0000	248,000.00	248,000.00	347.20	0.14%
<i>Totals</i>				248,000.00	248,000.00	347.20	0.14%
<u>Marketable CDs</u>							
238,000	Goldman Sachs Bank USA	1.950%	07/23/2020	100.1172	238,278.94	238,000.00	4,641.00 1.95%
238,000	Morgan Stanley Bank NA	1.950%	07/24/2020	100.1223	238,291.07	238,000.00	4,641.00 1.95%
240,000	Investors Bk Short Hills NJ	0.800%	10/26/2020	100.2216	240,531.84	240,000.00	1,920.00 0.80%
238,000	MetaBank	1.700%	10/30/2020	100.5335	239,269.73	238,000.00	4,046.00 1.69%
238,000	BMO Harris Bank NA	1.750%	11/02/2020	100.5643	239,343.03	238,000.00	4,165.00 1.74%
238,000	New York Community Bank	1.650%	12/10/2020	100.6898	239,641.72	238,000.00	3,927.00 1.64%
240,000	Bank OZK	1.650%	01/04/2021	100.7788	241,869.12	240,000.00	3,960.00 1.64%
240,000	Bank of India NY	1.650%	01/27/2021	100.8908	242,137.92	240,000.00	3,960.00 1.64%
240,000	ESSA Bank & Trust PA	1.600%	01/28/2021	100.8656	242,077.44	240,000.00	3,840.00 1.59%
240,000	Morgan Stanley PVT Bank	1.700%	01/29/2021	100.9287	242,228.88	240,000.00	4,080.00 1.68%
240,000	TBK Bank SSB	1.650%	01/29/2021	100.8992	242,158.08	240,000.00	3,960.00 1.64%
240,000	First Foundation Bank	1.600%	02/04/2021	100.8937	242,144.88	240,000.00	3,840.00 1.59%
240,000	Hardin County Bank	1.600%	02/05/2021	100.8782	242,107.68	240,000.00	3,840.00 1.59%
240,000	Haven Savings Bank	1.600%	02/12/2021	100.9259	242,222.16	240,000.00	3,840.00 1.59%
240,000	Ally Bank Midvale UT	1.000%	04/23/2021	100.7071	241,697.04	240,000.00	2,400.00 0.99%
<i>Totals</i>					3,613,999.53	3,590,000.00	57,060.00 1.58%
<u>U.S. Treasury Bills</u>							
15,000,000	US Treasury Bill		07/16/2020	99.9947	14,999,205.00	14,723,270.83	0.00 0.00%
8,600,000	US Treas Bill		07/23/2020	99.9925	8,599,355.00	8,538,064.00	0.00 0.00%

June 01, 2020 through June 30, 2020

Account Name : Lexington Local SD Bond Acct Man Agcy

Account No : R252

Summary Of Investment Holdings

Quantity	Description			Unit Value	Market Value	Tax Cost	Estimated Ann Inc	Yield To Mkt
<i>Totals</i>					23,598,560.00	23,261,334.83	0.00	0.00%
<u>U.S. Treasury Bonds</u>								
3,000,000	US Treasury Bond	2.750%	09/30/2020	100.6384	3,019,152.00	3,017,702.42	82,500.00	2.73%
<i>Totals</i>					3,019,152.00	3,017,702.42	82,500.00	2.73%
<u>Commercial Paper - Corporate</u>								
600,000	Airbus Group Com'l Paper	1.190%	07/06/2020	99.7937	598,761.97	598,790.17	7,139.66	1.19%
2,950,000	Natl Sec Clearing Cor Com'l	1.600%	07/15/2020	99.1867	2,926,006.68	2,926,006.67	47,200.00	1.61%
2,950,000	Bank of China/Hong Kong Com'l	1.770%	07/24/2020	99.4150	2,932,742.50	2,932,742.50	57,525.01	1.96%
2,800,000	Ind & Comm Bk Com'l Paper	0.470%	09/24/2020	99.8825	2,796,710.00	2,796,710.00	0.00	0.00%
2,950,000	Toyota Mtr Cr Corp Com'l Pap		10/02/2020	99.4757	2,934,532.97	2,934,780.46	36,874.99	1.26%
2,800,000	China Cons Bank Corp Com'l P	0.510%	12/30/2020	99.7422	2,792,780.68	2,792,780.66	14,279.99	0.51%
<i>Totals</i>					14,981,534.80	14,981,810.46	163,019.65	1.09%
<u>U.S. Govt Agv-Exempt State</u>								
4,700,000	FFCB	0.800%	06/02/2025	100.0054	4,700,251.78	4,698,825.00	37,600.00	0.80%
<i>Totals</i>					4,700,251.78	4,698,825.00	37,600.00	0.80%
<u>U.S. Govt Agv-Non-Ex St-Int Only</u>								
750,000	FHLMC	1.625%	02/28/2024	100.1089	750,816.43	750,000.00	12,187.50	1.62%
<i>Totals</i>					750,816.43	750,000.00	12,187.50	1.62%
<i>Grand Total</i>					55,714,131.22	55,349,489.39	358,956.71	0.64%

Gain or Loss amounts and transactions, as shown, may not reflect the amount to be used for income tax purposes.

LEXINGTON LOCAL SCHOOLS
INVESTMENT REPORT FOR THE MONTH ENDING
JUNE 30, 2020

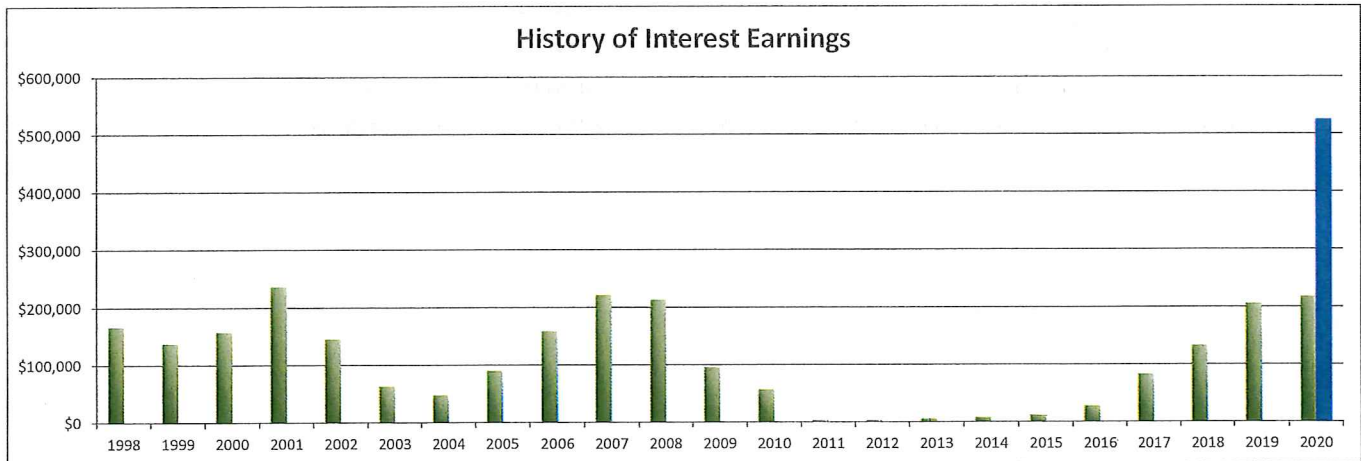
INTEREST EARNED:	THIS MONTH	FISCAL YEAR TO DATE
Richland Bank, General Sweep	\$157.28	\$15,299.59
Richland Bank, General MMA	\$748.05	\$82,138.42
Richland Bank, Anthem Sweep	\$113.62	\$16,049.15
Star Ohio	\$0.00	\$0.00
CDs, Bonds, and other investments	\$9,793.84	\$104,741.50
TOTAL INTEREST RECEIVED	\$10,812.79	\$218,228.66

INTEREST EARNED (LEX BOND ACCT)	THIS MONTH	FISCAL YEAR TO DATE
Richland Bank, General Sweep	\$0.00	\$0.00
Richland Bank, General MMA	\$0.00	\$0.00
Richland Bank, Anthem Sweep	\$0.00	\$0.00
Star Ohio	\$0.00	\$0.00
CDs, Bonds, and other investments	\$57,294.51	\$526,044.24
TOTAL INTEREST RECEIVED	\$57,294.51	\$526,044.24

History of Interest Earnings	Fiscal Year	Interest Earnings
	1998	\$ 167,057.52
	1999	\$ 138,113.69
	2000	\$ 157,991.72
	2001	\$ 236,839.79
	2002	\$ 146,052.34
	2003	\$ 63,712.36
	2004	\$ 47,970.95
	2005	\$ 90,719.94
	2006	\$ 158,724.51
	2007	\$ 221,998.86
	2008	\$ 213,660.34
	2009	\$ 95,639.63
	2010	\$ 56,860.22
	2011	\$ 3,001.78
	2012	\$ 3,090.00
	2013	\$ 5,758.97
	2014	\$ 8,349.92
	2015	\$ 11,765.22
	2016	\$ 28,300.22
	2017	\$ 83,194.26
	2018	\$ 133,582.49
	2019	\$ 205,588.68
FISCAL Year To Date	2020	\$218,228.66

Lex Bond Acct Interest Earnings	Fiscal Year	Interest Earnings
FISCAL Year To Date	2020	\$526,044.24

Total Interest Earnings 1998 to Present \$ 2,496,202.07



FINANCIAL SUMMARY REPORT
Processing Month: June 2020
LEXINGTON LOCAL SCHOOLS

Fnd	Sec	Description	Beginning Balance	MTD Revenues	FYTD Revenues	MTD Expenditures	FYTD Expenditures	Current Available Balance
001	0000	GENERAL FUND	9,425,388.56	653,668.60	24,492,649.25	1,786,891.30	24,778,118.41	9,139,919.40
001	9412	GENERAL BUDGET RESERVE SE	87,928.97	.00	.00	.00	.00	87,928.97
002	0000	BOND RETIREMENT FUND	1,925.89	.00	4,905,396.03	.00	1,456,143.34	3,451,178.58
003	0000	PERMANENT IMPROVEMENT FUN	65,009.60	.00	724,333.99	.00	641,336.50	148,007.09
004	0000	LFI BUILDING FUND	.00	11,255.80	56,573,344.19	56,067.50	45,699,654.41	10,873,689.78
006	0000	FOOD SERVICE FUND	2,391.51	222,488.21	715,723.67	39,385.91	709,607.15	3,725.01
007	9100	LEXINGTON MINUTEMEN ACADE	18,983.37	2,736.04	120,998.68	.00	8,250.00	131,732.05
007	9800	TERRY McCAMMON SCHOLARSHI	12,770.55	11.05	693.27	.00	.00	13,463.82
010	0000	CLASSROOM FACILITIES CONS	.00	46,038.71	45,422,938.46	283,244.25	947,138.85	44,475,799.61
018	9100	HIGH SCHOOL PRINCIPAL'S F	1,364.37	305.00	6,976.97	4,205.00	7,637.04	704.30
018	9101	HIGH SCHOOL FLOWER FUND	.00	.00	104.00	.00	45.00	59.00
018	9200	JUNIOR HIGH PRINCIPAL'S F	2,084.24	272.00	4,627.90	.00	519.47	6,192.67
018	9300	EASTERN PRINCIPAL'S FUND	5,077.34	.00	758.31	.00	4,507.77	1,327.88
018	9301	EASTERN ELEMENTARY BOOKFA	9,119.25	.00	2,274.42	.00	7,496.40	3,897.27
018	9302	EASTERN ELEMENTARY MATH	1,236.52	.00	.00	.00	200.00	1,036.52
018	9303	EASTERN RUN CLUB	206.68	.00	1,135.00	.00	819.85	521.83
018	9400	CENTRAL PRINCIPAL'S FUND	8,832.01	262.91	2,873.99	228.07	2,345.57	9,360.43
018	9401	CENTRAL ELEMENTARY BOOKFA	3,284.84	.00	3,196.20	.00	1,528.65	4,952.39
018	9402	CENTRAL ELEMENTARY ART	1,941.37	.00	.00	.00	.00	1,941.37
018	9500	WESTERN PRINCIPAL'S FUND	16,890.68	433.88	4,532.99	.00	3,919.38	17,504.29
018	9501	WESTERN ELEMENTARY BOOKFA	2,944.06	56.51	3,111.98	.00	3,361.46	2,694.58
018	9503	WESTERN ELEMENTARY ART	1,986.42	.00	.00	.00	.00	1,986.42
018	9901	JUNIOR HIGH TEACHER ADVIS	109.25	.00	.00	.00	.00	109.25
019	9001	ACADEMIC BOOSTERS GRANTS	769.07	.00	.00	.00	.00	769.07
019	9121	CENTRAL ELEMENTARY PTO GR	974.67	7.34	1,231.59	48.75	556.36	1,649.90
019	9122	EASTERN ELEMENTARY PTO GR	1,279.64	7.33	1,093.05	.00	1,071.36	1,301.33
019	9123	WESTERN ELEMENTARY PTO GR	1,429.82	7.34	1,093.08	104.85	483.77	2,039.13
019	9200	RICHLAND COUNTY FOUNDATIO	200.00	.00	.00	.00	.00	200.00
019	9218	RICH CO FOUN-WRITE STUFF	52.93	.00	.00	.00	.00	52.93
019	9219	RICH CO FOUN-CLASSROOM L	.00	.00	549.52	.00	549.52	.00
019	9220	RICH CO FOUN-LEGDS AND B	.00	55.21	859.79	.00	859.79	.00
019	9221	RICH CO FOUN-SCIENCE DIS	.00	.00	1,500.00	.00	1,499.05	.95
019	9301	RICH CO FOUN/SECO ROBOTI	31.72	.00	.00	.00	.00	31.72
019	9302	RICH CO RETIRED TEACHERS	150.00	.00	.00	.00	.00	150.00
022	9601	DHSAA TOURNAMENT AGENCY F	108.42	7,514.07	19,627.62	38.71	19,736.04	.00
024	0000	EMPLOYEE BENEFITS FUND FO	1,148,706.99	4,447.06	4,975,263.04	489,009.04	4,948,103.03	1,175,867.00
034	0000	DFCC PROJECT MAINTENANCE	.00	.00	102,108.40	.00	1,758.47	100,349.93
200	9101	HIGH SCHOOL ART CLUB	93.76	.00	278.70	.00	.00	372.46
200	9102	HIGH SCHOOL DRAMA CLUB	25,775.03	554.99	612.73	.00	2,397.42	23,990.34
200	9103	HIGH SCHOOL MATH CLUB	52.70	.00	.00	.00	.00	52.70
200	9104	HIGH SCHOOL LEADERSHIP CO	754.05	.00	.00	.00	56.94	697.11
200	9105	HIGH SCHOOL FRENCH CLUB	302.37	.00	32.38	.00	.00	334.75
200	9107	HIGH SCHOOL SPANISH CLUB	618.50	.00	.00	.00	50.00	568.50
200	9108	HIGH SCHOOL LED CLUB	3,286.40	.00	529.37	.00	1,647.27	2,168.50
200	9114	HIGH SCHOOL STUDENT COUNC	2,958.92	.00	568.00	.00	1,239.97	2,286.95
200	9115	HIGH SCHOOL KEY CLUB	950.98	.00	2,990.00	.00	2,335.38	1,605.60

FINANCIAL SUMMARY REPORT
Processing Month: June 2020
LEXINGTON LOCAL SCHOOLS

Fnd	Sec	Description	Beginning Balance	MTD Revenues	FYTD Revenues	MTD Expenditures	FYTD Expenditures	Current Available Balance
200	9116	HIGH SCHOOL CHESS CLUB	321.00	.00	.00	.00	.00	321.00
200	9119	HIGH SCHOOL YEARBOOK FUND	49,110.95	.00	8,960.00	7,211.00	13,581.75	44,489.20
200	9120	HIGH SCHOOL JOURNALISM FU	505.44	.00	.00	.00	.00	505.44
200	9121	HIGH SCHOOL NATIONAL HONO	807.17	.00	1,190.00	.00	1,796.19	200.98
200	9201	JUNIOR HIGH ART CLUB	541.33	.00	.00	.00	.00	541.33
200	9204	JUNIOR HIGH STUDENT COUNC	1,000.31	.00	1,316.60	.00	426.64	1,890.27
200	9205	JUNIOR HIGH LIBRARY CLUB	77.65	.00	.00	.00	.00	77.65
200	9301	EASTERN ELEMENTARY STUDEN	1,233.78	.00	250.00	.00	268.85	1,214.93
200	9302	EASTERN ELEMENTARY ROBOTI	650.95	.00	720.00	.00	795.79	575.16
200	9611	HIGH SCHOOL INFORMED TEEN	903.63	.00	.00	.00	.00	903.63
200	9612	JUNIOR HIGH INFORMED TEEN	492.74	.00	74.34	.00	22.90	544.18
300	9115	JAZZ BAND	1,850.81	.00	.00	.00	338.20	1,512.61
300	9116	CHOIR	1,085.20	.00	300.00	.00	100.25	1,284.95
300	9206	JUNIOR HIGH PHYS ED DEPAR	3,924.68	100.00	2,040.00	.00	2,506.09	3,458.59
300	9210	JR HIGH INSTRUMENTAL	41.03	.00	.00	.00	.00	41.03
300	9600	ATHLETIC FUND	6,471.99	24,188.75	202,976.03	4,127.45	204,547.51	4,900.51
300	9601	ATHLETIC CAPITAL FUND	39,000.00	13,000.00-	13,000.00	.00	.00	52,000.00
300	9602	ORCHESTRA	63.22	.00	.00	.00	.00	63.22
300	9603	ELEMENTARY MUSIC	1,795.57	.00	.00	.00	223.48	1,572.09
300	9605	BAND	232.95	.00	.00	.00	.00	232.95
451	9020	Network Connectivity FY 2	.00	.00	9,000.00	.00	9,000.00	.00
467	0000	STUDENT WELLNESS AND SUCC	.00	.00	313,012.20	27,323.66	292,161.40	20,850.80
499	9020	SCHOOL SAFETY GRANT FY20	.00	.00	10,607.48	.00	10,607.48	.00
507	9021	ESSER FUNDING FY21	.00	.00	.00	213,871.66	213,871.66	213,871.66-
516	9019	IDEA-B SPECIAL EDUCATION	40,448.50-	.00	78,905.73	.00	38,457.23	.00
516	9020	IDEA-B SPECIAL EDUCATION	.00	53,616.22	435,308.98	37,811.13	462,142.09	26,833.11-
572	9019	TITLE I FY19	11,341.27-	.00	23,520.05	.00	12,178.78	.00
572	9020	TITLE I FY20	.00	14,646.57	250,609.50	32,692.67	274,856.36	24,246.86-
587	9019	EARLY CHILDHOOD SPECIAL E	7,546.89-	.00	7,546.89	.00	.00	.00
587	9020	EARLY CHILDHOOD SPECIAL E	.00	5,773.04	22,499.34	4,266.24	25,803.78	3,304.44-
590	9020	TITLE II-A IMPROVING TEAC	.00	3,687.17	64,096.08	369.38-	64,096.08	.00
599	9020	TITLE IV FY20	.00	.00	24,454.96	.00	24,454.96	.00
Grand Total All Funds			10,903,962.17	1,022,772.26	139564,394.75	2,984,157.81	80907,211.09	69561,145.83
Total Invested Funds			.00					

DATE: 07/01/2020
TIME: 12:45:15OHIO DEPARTMENT OF EDUCATION - OFFICE OF SCHOOL MANAGEMENT ASSISTANCE
ANNUAL SPENDING PLAN (CURRENT OPERATION - GENERAL FUND ONLY - O.R.C. 5705.391)

PAGE: 1

SCHOOL DISTRICT: LEXINGTON LOCAL SCHOOLS

IRN # 049437

COUNTY: RICHLAND

FISCAL YEAR: 2020 MONTH: 06

	MONTHLY ESTIMATE	MONTHLY ACTUAL	MONTHLY DIFFERENCE	FISCAL YTD ESTIMATE	FISCAL YTD ACTUAL	FISCAL YTD DIFFERENCE
REVENUES						
01.010 General Property (Real Estate)	0	0	0	10,822,283	10,822,283	0
01.020 Tangible Personal Property Tax	0	0	0	833,549	833,549	0
01.030 Income Tax	0	0	0	0	0	0
01.035 Unrestricted Grants-in-Aid	570,240	558,825	11,415-	10,182,919	10,172,461	10,458-
01.040 Restricted Grants-in-Aid	87,423	77,480	9,943-	164,436	145,714	18,722-
01.045 Restricted Grants-in-Aid - SFSF	0	0	0	0	0	0
01.050 Property Tax Allocation	813,260	0	813,260-	1,722,968	1,702,234	20,734-
01.060 All Other Operating Revenue	26,040	17,183	8,857-	677,852	653,791	24,061-
01.070 Total Revenue	1,496,963	653,488	843,475-	24,404,007	24,330,032	73,975-
OTHER FINANCING SOURCES						
02.010 Proceeds from Sale of Notes	0	0	0	0	0	0
02.020 State Emergency Loans & Advancements (Approved)	0	0	0	0	0	0
02.040 Operating Transfers-In	0	0	0	0	0	0
02.050 Advances-In	0	0	0	0	0	0
02.060 All Other Financing Sources	2,241	180	2,061-	165,000	162,612	2,388-
02.070 Total Other Financing Sources	2,241	180	2,061-	165,000	162,612	2,388-
02.080 Total Revenues and Other Financing Sources	1,499,204	653,668	845,536-	24,569,007	24,492,644	76,363-
EXPENDITURES						
03.010 Personal Services	1,199,031	1,096,306	102,725-	13,554,333	13,255,392	298,941-
03.020 Employees' Retirement/Insurance Benefits	577,053	203,550	373,503-	6,896,140	6,502,583	393,557-
03.030 Purchased Services	315,459	273,190	42,269-	3,905,502	3,748,897	156,605-
03.040 Supplies and Materials	29,376	27,177	2,199-	793,537	752,465	41,072-
03.050 Capital Outlay	1,082	0	1,082-	45,319	45,485	166
03.060 Intergovernmental	0	0	0	0	0	0
04.010 Debt Service: All Principal (Historical)	0	0	0	0	0	0
04.020 Debt Service: Principal - Notes	0	0	0	0	0	0
04.030 Debt Service: Principal - State Loans	0	0	0	0	0	0
04.040 Debt Service: Principal - State Advancements	0	0	0	0	0	0
04.050 Debt Service: Principal - HB 264 Loans	0	0	0	0	0	0
04.055 Debt Service: Principal - Other	0	0	0	0	0	0
04.060 Debt Service: Interest and Fiscal Charges	0	0	0	0	0	0
04.300 Other Objects	1,260	6,668	5,408	315,851	293,297	22,554-
04.500 Total Expenditures	2,123,261	1,606,891	516,370-	25,510,682	24,598,119	912,563-
OTHER FINANCING USES						
05.010 Operating Transfers - Out	200,000	180,000	20,000-	200,000	180,000	20,000-
05.020 Advances - Out	0	0	0	0	0	0
05.030 All Other Financing Uses	0	0	0	0	0	0
05.040 Total Other Financing Uses	200,000	180,000	20,000-	200,000	180,000	20,000-
05.050 Total Expenditure and Other Financing Uses	2,323,261	1,786,891	536,370-	25,710,682	24,778,119	932,563-
06.010 Excess Rev & Oth Financing Sources over (under) Exp &	824,057-	1,133,223-	309,166-	1,141,675-	285,475-	856,200
07.010 Beginning Cash Balance	9,195,700	10,361,066	1,165,366	9,513,318	9,513,318	0
07.020 Ending Cash Balance	8,371,643	9,227,843	856,200	8,371,643	9,227,843	856,200
08.010 Outstanding Encumbrances	90,000	269,184	179,184	90,000	269,184	179,184

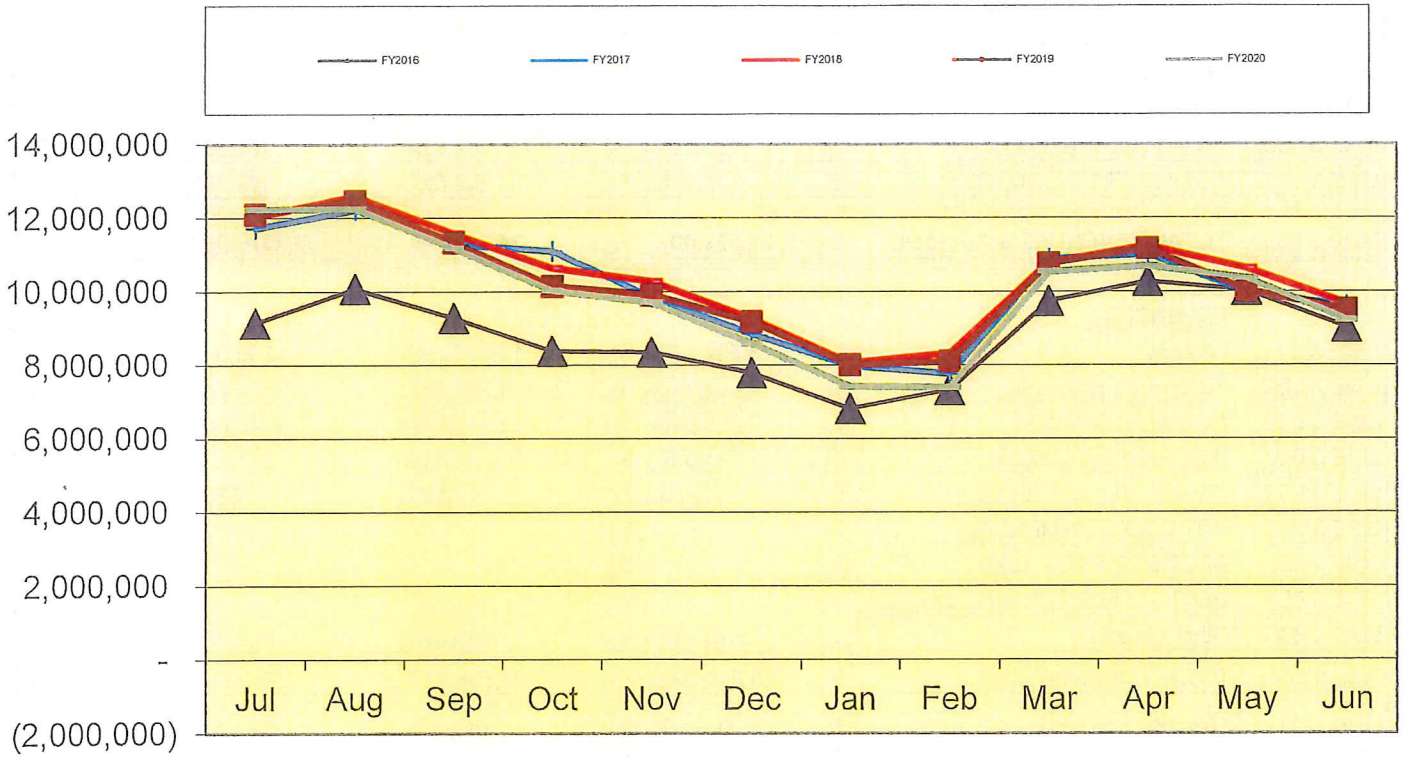
SCHOOL DISTRICT: LEXINGTON LOCAL SCHOOLS TRN # 049437 COUNTY: RICHLAND FISCAL YEAR: 2020 QUARTER: 4

	QUARTERLY ESTIMATE	QUARTERLY ACTUAL	QUARTERLY DIFFERENCE	FISCAL YTD ESTIMATE	FISCAL YTD ACTUAL	FISCAL YTD DIFFERENCE
REVENUES						
01.010 General Property (Real Estate)	1,285,299	906,324	378,975-	10,822,283	10,822,283	0
01.020 Tangible Personal Property Tax	428,004	396,468	31,536-	833,549	833,549	0
01.030 Income Tax	0	0	0	0	0	0
01.035 Unrestricted Grants-in-Aid	2,161,240	2,142,489	18,751-	10,182,919	10,172,461	10,458-
01.040 Restricted Grants-in-Aid	108,623	89,886	18,737-	164,436	145,714	18,722-
01.045 Restricted Grants-in-Aid - SPSF	0	0	0	0	0	0
01.050 Property Tax Allocation	813,260	841,241	27,981	1,722,968	1,702,234	20,734-
01.060 All Other Operating Revenue	85,040	60,713	24,327-	677,852	653,791	24,061-
01.070 Total Revenue	4,881,466	4,437,121	444,345-	24,404,007	24,330,032	73,975-
OTHER FINANCING SOURCES						
02.010 Proceeds from Sale of Notes	0	0	0	0	0	0
02.020 State Emergency Loans & Advancements (Approved)	0	0	0	0	0	0
02.040 Operating Transfers-In	0	0	0	0	0	0
02.050 Advances-In	0	0	0	0	0	0
02.060 All Other Financing Sources	92,241	78,247	13,994-	165,000	162,612	2,388-
02.070 Total Other Financing Sources	92,241	78,247	13,994-	165,000	162,612	2,388-
02.080 Total Revenues and Other Financing Sources	4,973,707	4,515,368	458,339-	24,569,007	24,492,644	76,363-
EXPENDITURES						
03.010 Personal Services	3,529,031	3,220,199	308,832-	13,554,333	13,255,392	298,941-
03.020 Employees' Retirement/Insurance Benefits	1,737,053	1,341,127	395,926-	6,896,140	6,502,583	393,557-
03.030 Purchased Services	966,532	922,338	44,194-	3,905,502	3,748,897	156,605-
03.040 Supplies and Materials	89,376	42,464	46,912-	793,537	752,465	41,072-
03.050 Capital Outlay	1,202	1,368	166	45,319	45,485	166
03.060 Intergovernmental	0	0	0	0	0	0
04.010 Debt Services: All Principal (Historical)	0	0	0	0	0	0
04.020 Debt Services: Principal - Notes	0	0	0	0	0	0
04.030 Debt Services: Principal - State Loans	0	0	0	0	0	0
04.040 Debt Services: Principal - State Advancements	0	0	0	0	0	0
04.050 Debt Services: Principal - HB 264 Loans	0	0	0	0	0	0
04.055 Debt Services: Principal - Other	0	0	0	0	0	0
04.060 Debt Services: Interest and Fiscal Charges	0	0	0	0	0	0
04.300 Other Objects	145,743	129,693	16,050-	315,851	293,297	22,554-
04.500 Total Expenditures	6,468,907	5,657,189	811,718-	25,510,682	24,598,119	912,563-
OTHER FINANCING USES						
05.010 Operating Transfers - Out	200,000	180,000	20,000-	200,000	180,000	20,000-
05.020 Advances - Out	0	0	0	0	0	0
05.030 All Other Financing Uses	0	0	0	0	0	0
05.040 Total Other Financing Uses	200,000	180,000	20,000-	200,000	180,000	20,000-
05.050 Total Expenditure and Other Financing Uses	6,668,907	5,837,189	831,718-	25,710,682	24,778,119	932,563-
06.010 Excess Rev & Oth Financing Sources over (under) Exp &	1,495,200-	1,321,821-	373,379	1,141,675-	285,475-	856,200
07.010 Beginning Cash Balance	10,066,843	10,549,664	482,821	9,513,318	9,513,318	0
07.020 Ending Cash Balance	8,371,643	9,227,843	856,200	8,371,643	9,227,843	856,200
08.010 Outstanding Encumbrances	90,000	269,184	179,184	90,000	269,184	179,184

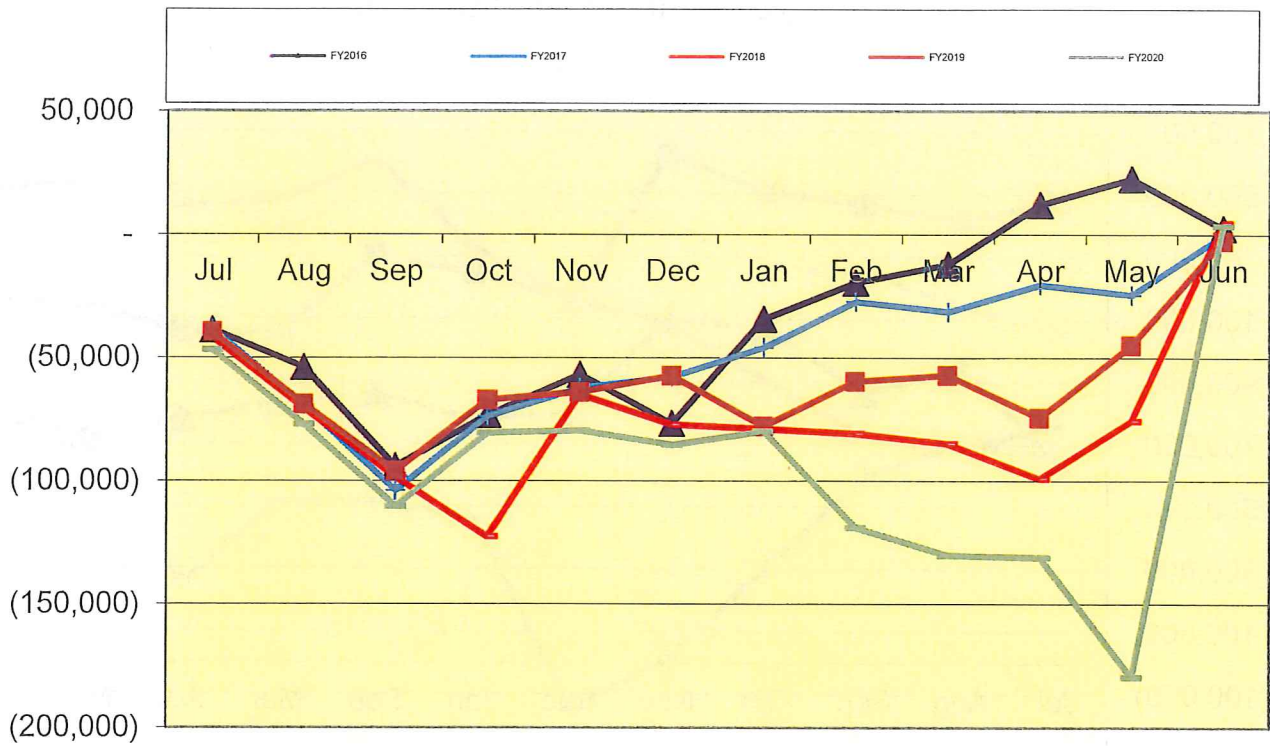
**LEXINGTON LOCAL SCHOOL DISTRICT
GENERAL FUND ONLY 2019-2020
SUMMARY OF RECEIPTS AND EXPENDITURES - FIVE YEAR FORECAST FORMAT**

LINE 7.010	BEGINNING CASH BALANCE		\$ 9,513,318		
	6/30/2020	FISCAL	FISCAL	VARIANCE	PERCENT
		YEAR TO DATE	YEAR TO DATE	Estimate vs.	of
		Estimate	Actual	Actual	VARIANCE
REVENUES					
LINE 1.010	Real Estate Tax	\$ 10,822,283	\$ 10,822,283	\$0	0.00%
LINE 1.020	Personal Property Tax	\$ 833,549	\$ 833,549	\$0	0.00%
LINE 1.030	Income Tax	\$ -	\$ -	\$0	
LINE 1.035	State Funding	\$ 10,182,919	\$ 10,172,461	(\$10,458)	-0.10%
LINE 1.040	Career Tech / Economic Disadv.	\$ 164,436	\$ 145,714	(\$18,722)	-11.39%
LINE 1.050	Property Tax Allocation	\$ 1,722,968	\$ 1,702,234	(\$20,734)	-1.20%
LINE 1.060	Other Operating Revenue	\$ 677,852	\$ 653,791	(\$24,061)	-3.55%
LINE 1.070	TOTAL REVENUE	\$ 24,404,007	\$ 24,330,032	(\$73,975)	-0.30%
			\$ -		
LINE 2.01	Proceeds from Notes	\$ -	\$ -	\$0	
LINE 2.04	Transfers In	\$ -	\$ -	\$0	
LINE 2.050	Advances In	\$ -	\$ -	\$0	#DIV/0!
LINE 2.060	Other Financing Sources	\$ 165,000	\$ 162,612	(\$2,388)	-1.45%
LINE 2.070	TOTAL OTHER SOURCES	\$ 165,000	\$ 162,612	(\$2,388)	-1.45%
LINE 2.080	TOTAL REVENUES & Sources	\$ 24,569,007	\$ 24,492,644	(\$76,363)	-0.31%
EXPENSES					
LINE 3.010	Salaries	\$ 13,554,333	\$ 13,255,392	\$298,941	2.21%
LINE 3.020	Retirement and Benefits	\$ 6,896,140	\$ 6,502,583	\$393,557	5.71%
LINE 3.030	Purchased Services	\$ 3,905,502	\$ 3,748,897	\$156,605	4.01%
LINE 3.040	Supplies and Materials	\$ 793,537	\$ 752,465	\$41,072	5.18%
LINE 3.050	Capital Outlay and Equipment	\$ 45,319	\$ 45,485	(\$166)	-0.37%
LINE 3.06	INTERGOVERNMENTAL	\$ -	\$ -	\$0	
LINE 4.020	DEBT SERVICE - Notes	\$ -	\$ -	\$0	
LINE 4.060	DEBT SERVICE - Interest charges	\$ -	\$ -	\$0	
LINE 4.300	Other Objects	\$ 315,851	\$ 293,297	\$22,554	7.14%
LINE 4.500	TOTAL EXPENDITURES	\$ 25,510,682	\$ 24,598,119	\$912,563	3.58%
			\$ -		
LINE 5.00	TRANSFERS OUT	\$ 200,000	\$ 180,000	\$20,000	
LINE 5.02	ADVANCES OUT	\$ -	\$ -	\$0	
LINE 5.03	ALL OTHER USES	\$ -	\$ -	\$0	
LINE 5.040	TOTAL OTHER USES	\$ 200,000	\$ 180,000	\$20,000	
LINE 5.050	TOTAL EXPENDITURES & USES	\$ 25,710,682	\$ 24,778,119	\$932,563	3.63%
		Estimate	Actual	Variance	
LINE 6.010	REVENUES OVER EXPENSES	\$ (1,141,675)	\$ (285,475)	\$856,200	
LINE 7.020	ENDING CASH BALANCE	\$ 8,371,643	\$ 9,227,843	\$856,200	
	Less Reserves	\$ (87,929)	\$ (87,929)	\$ -	
LINE 8.010	Less Outstanding Encumbrances	\$ (90,000)	\$ (269,184)	\$ (179,184)	199.09%
LINE 15.010	Unreserved Fund Balance	\$ 8,193,714	\$ 8,870,730	\$677,016	8.26%
		Estimate	Actual	Benchmark Yr. End	
	Salaries/Benefits as % of Revenue	83.8%	81.2%	80.1% or below	
	True Days Cash - Calendar Days on which can operate	116	131	90 or above optimal	

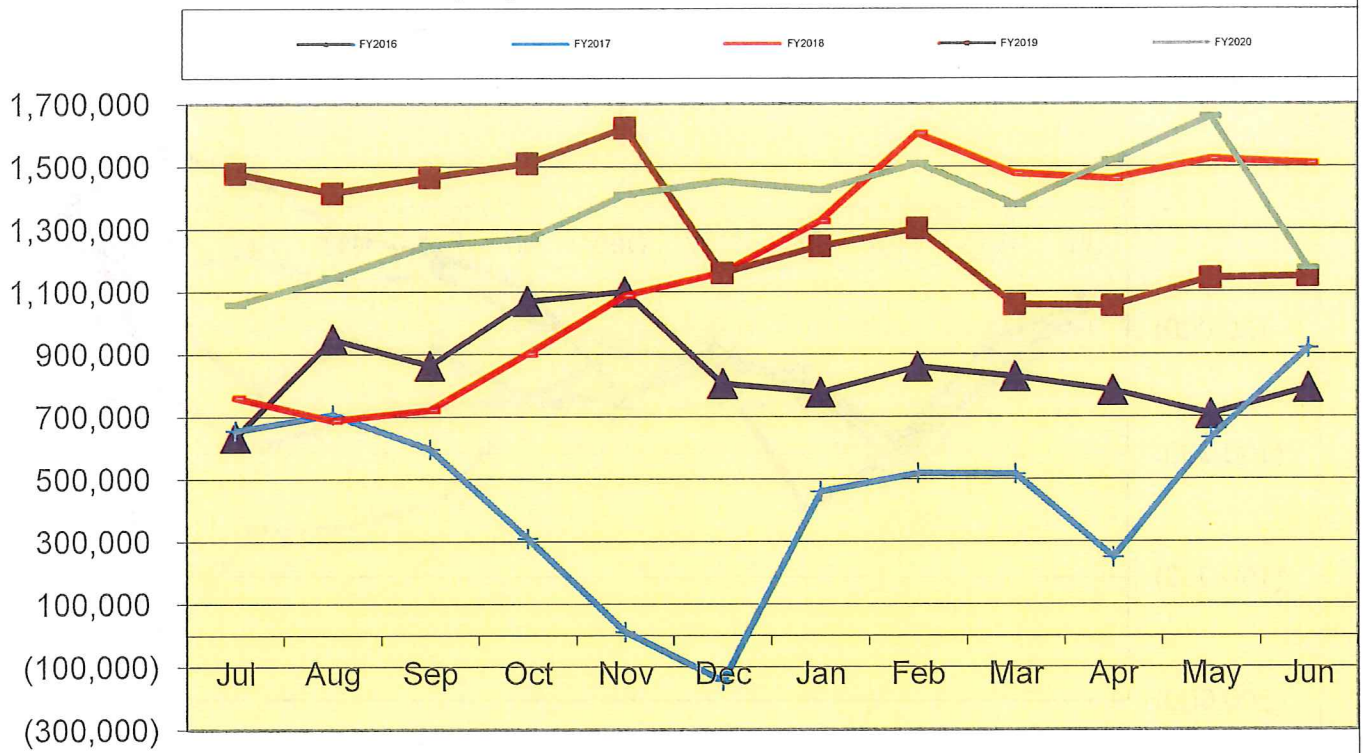
Lexington Local Schools General Fund Cash Balance



Lexington Local Schools Food Service Fund Cash Balance



Lexington Local Schools Employee Benefits Fund Cash Balance



Lexington Local Schools

Permanent Improvement Fund
6/30/2020

	Budgeted Amount	Actual Fiscal Year Expended	Current Encumbrances	Expenses / Encumbrances Over/Under Estimate	Remaining Estimated PI Project Costs
Instruction and Administration					
JH Social Studies Textbooks	\$ 21,000.00	\$ 20,719.58	\$ -	\$280.42	\$0.00
Western Elementary Equipment/Materials	\$ 18,734.00	\$ 18,776.17	\$ -	(\$42.17)	\$0.00
Spanish Textbooks/Materials	\$ 9,152.90	\$ -	\$ -	\$9,152.90	\$0.00
HS Art Equipment	\$ 8,237.63	\$ 8,537.55	\$ -	(\$299.92)	\$0.00
JH Robotics Equipment	\$ 8,119.82	\$ 8,119.82	\$ -	\$0.00	\$0.00
HS Instrumental Music Equipment	\$ 2,333.33	\$ 5,041.21	\$ -	(\$2,707.88)	\$0.00
Eastern Tables	\$ 4,328.32	\$ 4,540.20	\$ -	(\$211.88)	\$0.00
HS Protective Gym Flooring	\$ 3,515.20	\$ 3,515.20	\$ -	\$0.00	\$0.00
Eastern PE Equipment	\$ 3,000.00	\$ 3,250.00	\$ -	(\$250.00)	\$0.00
JH PE Equipment	\$ 1,030.54	\$ 1,030.54	\$ -	\$0.00	\$0.00
AudioMeter (Nurse)	\$ 1,043.67	\$ 1,043.67	\$ -	\$0.00	\$0.00
Wilson Fundation Teacher Kits	\$ 2,606.30	\$ -	\$ -	\$2,606.30	\$0.00
Eastern Reading Books	\$ 1,289.76	\$ 1,289.76	\$ -	\$0.00	\$0.00
Eastern Social Studies Text Set	\$ 1,085.78	\$ 1,085.78	\$ -	\$0.00	\$0.00
Central Equipment	\$ 790.60	\$ 640.60	\$ -	\$150.00	\$0.00
Eastern Equipment	\$ 259.19	\$ 259.19	\$ -	\$0.00	\$0.00
Central Tables	\$ 748.80	\$ 392.44	\$ 356.36	\$0.00	\$0.00
HS/Central Office Equipment	\$ 1,900.00	\$ 1,900.00	\$ -	\$0.00	\$0.00
Eastern Music Equipment	\$ 122.92	\$ 102.42	\$ -	\$20.50	\$0.00
Central Comprehension Instruction Materials	\$ 118.00	\$ 129.82	\$ -	(\$11.82)	\$0.00
Eastern Vocab Power Plus	\$ 2,424.93	\$ -	\$ 2,424.93	\$0.00	\$0.00
Maintenance					
New Maintenance Truck	\$ 45,435.50	\$ 45,435.50	\$ -	\$0.00	\$0.00
Roof Project Western/Central	\$ 28,345.00	\$ 28,345.00	\$ -	\$0.00	\$0.00
Maintenance Sanitizer Sprayers	\$ 6,039.30	\$ -	\$ 6,039.30	\$0.00	\$0.00
Roof Project Bus Garage	\$ 28,392.00	\$ 28,392.00	\$ -	\$0.00	\$0.00
Elementary A/C	\$ 19,795.88	\$ -	\$ 19,795.88	\$0.00	\$0.00
Transportation					
New mini-buses	\$ 89,400.00	\$ 89,400.00	\$ -	\$0.00	\$0.00
New handicap bus	\$ 86,916.00	\$ 86,762.00	\$ -	\$154.00	\$0.00
Transportation Power Washer	\$ 7,843.06	\$ 7,843.06	\$ -	\$0.00	\$0.00
Transportation Gas Tank	\$ 3,798.00	\$ 3,798.00	\$ -	\$0.00	\$0.00
Technology					
Computers, servers, tech equip., etc.	\$ 200,000.00	\$ 151,422.36	\$ -	\$48,577.64	\$0.00
Western Tech Equipment	\$ 3,500.00	\$ 3,500.00	\$ -	\$0.00	\$0.00
Eastern Tech Equipment	\$ 5,000.00	\$ 4,919.01	\$ -	\$80.99	\$0.00
Food Service					
Food Service Equipment	\$ 15,816.00	\$ 15,765.98	\$ -	\$50.02	\$0.00
Food Service Washing Machine	\$ 398.00	\$ -	\$ -	\$398.00	\$0.00
Athletics and Student Activities					
HS Athletics Equipment	\$ 21,584.58	\$ 21,428.58	\$ -	\$156.00	\$0.00
HS Marching Bank Uniforms	\$ 62,000.00	\$ 61,770.44	\$ -	\$229.56	\$0.00
Fees					
Tax Collection Fees	\$ 14,500.00	\$ 12,180.62	\$ -	\$2,319.38	\$0.00
Totals	\$ 730,605.01	\$ 641,336.50	\$ 28,616.47	\$60,652.04	\$0.00
Total Budgeted	\$ 730,605.01				
Actual Cash Balance 7/1/19	\$ 65,009.60				
Revenues FY20 - Taxes from levy	\$ 724,333.99				
Expenditures FY20	(\$ 641,336.50)				
Current Cash Balance	\$148,007.09				
Current Encumbrances	(\$ 28,616.47)				
Available Balance	\$119,390.62				
Remaining Estimated Revenues FY20 - Taxes from levy	\$ -				
Less: Remaining Estimated PI Project Costs	\$0.00				
6/30/20 Carryover	\$ 119,390.62				

Lexington Local Schools

Food Service Fund 2019-20 vs. 2018-2019 vs. 2017-2018

								Beginning Balance 7/1/19	\$ (2,391)
2019-2020 Through 6/30/20									
Revenues									
	District-Wide	High School	Junior High	Eastern	Central	Western		Total	
Student Type A, Ezipay, Misc	\$ -	\$ 60,787	\$ 29,304	\$ 33,404	\$ 32,296	\$ 22,788		\$	178,579
Student Break, Milk & A La Carte	\$ -	\$ 29,956	\$ 8,885	\$ 8,119	\$ 5,951	\$ 5,158		\$	58,069
Adult & Misc revenues	\$ 3,675	\$ 3,946	\$ 884	\$ 1,650	\$ 1,260	\$ 1,065		\$	12,480
State Reimb	\$ -	\$ 1,092	\$ 772	\$ 1,258	\$ 1,104	\$ 742		\$	4,968
Federal Reimb	\$ -	\$ 62,745	\$ 44,408	\$ 71,176	\$ 62,039	\$ 41,259		\$	281,627
Transfer In	\$ 180,000	\$ -	\$ -	\$ -	\$ -	\$ -		\$	180,000
Total Revenues	\$ 183,675	\$ 158,526	\$ 84,253	\$ 115,607	\$ 102,650	\$ 71,012		\$	715,723
Expenses									
Wages	\$ 49,837	\$ 109,690	\$ 59,209	\$ 43,584	\$ 34,885	\$ 35,750		\$	332,955
Severance	\$ -	\$ -	\$ -	\$ -	\$ -	\$ -		\$	-
Retirement	\$ 12,066	\$ 18,044	\$ 8,410	\$ 10,340	\$ 5,940	\$ 6,185		\$	60,985
Medical	\$ 23,697	\$ 43,681	\$ 15,035	\$ 32,714	\$ 11,469	\$ -		\$	126,596
Life, Dent, MC, WC	\$ 1,552	\$ 3,795	\$ 2,557	\$ 1,771	\$ 1,106	\$ 642		\$	11,423
Purch Serv, Repairs, Phone, Posti	\$ 2,716	\$ 5,809	\$ 999	\$ 594	\$ 1,688	\$ 5,833		\$	17,639
Supplies	\$ 3,716	\$ -	\$ -	\$ -	\$ -	\$ -		\$	3,716
Food Costs	\$ -	\$ 61,717	\$ 25,806	\$ 40,813	\$ 14,056	\$ 13,901		\$	156,293
Equipment	\$ -	\$ -	\$ -	\$ -	\$ -	\$ -		\$	-
Other Costs	\$ -	\$ -	\$ -	\$ -	\$ -	\$ -		\$	-
Total Expenses	\$ 93,584	\$ 242,736	\$ 112,016	\$ 129,816	\$ 69,144	\$ 62,311		\$	709,607
Net Gain (Loss)	\$ 90,091	\$ (84,210)	\$ (27,763)	\$ (14,209)	\$ 33,506	\$ 8,701		\$	6,116
								Ending Cash Balance 6/30/20	\$ 3,725

								Beginning Balance 7/1/18	\$ 4,848
2018-2019 Through 6/30/19									
Revenues									
	District-Wide	High School	Junior High	Eastern	Central	Western		Total	
Student Type A, Ezipay, Misc	\$ -	\$ 86,954	\$ 41,893	\$ 45,445	\$ 38,520	\$ 32,631		\$	245,443
Student Break, Milk & A La Carte	\$ -	\$ 49,445	\$ 14,934	\$ 9,954	\$ 7,324	\$ 6,386		\$	88,043
Adult & Misc revenues	\$ 9,447	\$ 4,452	\$ 863	\$ 2,020	\$ 1,446	\$ 1,213		\$	19,441
State Reimb	\$ -	\$ 1,190	\$ 865	\$ 1,515	\$ 974	\$ 865		\$	5,409
Federal Reimb	\$ -	\$ 62,962	\$ 46,530	\$ 79,885	\$ 52,622	\$ 46,645		\$	288,644
Transfer In	\$ 70,000	\$ -	\$ -	\$ -	\$ -	\$ -		\$	70,000
Total Revenues	\$ 79,447	\$ 205,003	\$ 105,085	\$ 138,819	\$ 100,886	\$ 87,740		\$	716,980
Expenses									
Wages	\$ 48,514	\$ 113,342	\$ 56,364	\$ 41,442	\$ 36,284	\$ 35,413		\$	331,359
Severance	\$ -	\$ -	\$ -	\$ -	\$ -	\$ -		\$	-
Retirement	\$ 11,673	\$ 18,973	\$ 9,568	\$ 9,349	\$ 6,628	\$ 5,987		\$	62,178
Medical	\$ 26,647	\$ 42,705	\$ 18,652	\$ 32,113	\$ 7,379	\$ -		\$	127,496
Life, Dent, MC, WC	\$ 1,559	\$ 3,995	\$ 2,506	\$ 1,753	\$ 1,213	\$ 671		\$	11,697
Purch Serv, Repairs, Phone, Posti	\$ 2,909	\$ 1,167	\$ 2,148	\$ 657	\$ 472	\$ 595		\$	7,948
Supplies	\$ 4,022	\$ 65,905	\$ 33,155	\$ 50,826	\$ 15,007	\$ 14,494		\$	183,409
Food Costs	\$ -	\$ -	\$ -	\$ -	\$ -	\$ -		\$	-
Equipment	\$ 132	\$ -	\$ -	\$ -	\$ -	\$ -		\$	132
Other Costs	\$ -	\$ -	\$ -	\$ -	\$ -	\$ -		\$	-
Total Expenses	\$ 95,456	\$ 246,087	\$ 122,393	\$ 136,140	\$ 66,983	\$ 57,160		\$	724,219
Net Gain (Loss)	\$ (16,009)	\$ (41,084)	\$ (17,308)	\$ 2,679	\$ 33,903	\$ 30,580		\$	(7,239)
								Ending Cash Balance 6/30/19	\$ (2,391)

								Beginning Balance 7/1/17	\$ 13
2017-2018 Through 6/30/18									
Revenues									
	District-Wide	High School	Junior High	Eastern	Central	Western		Total	
Student Type A, Ezipay, Misc	\$ -	\$ 90,320	\$ 38,487	\$ 44,624	\$ 35,344	\$ 31,063		\$	239,838
Student Break, Milk & A La Carte	\$ -	\$ 55,027	\$ 13,884	\$ 12,320	\$ 5,330	\$ 7,279		\$	93,840
Adult & Misc revenues	\$ 10,812	\$ 4,307	\$ 1,010	\$ 1,871	\$ 1,390	\$ 1,315		\$	20,705
State Reimb	\$ -	\$ 1,303	\$ 907	\$ 1,587	\$ 1,133	\$ 737		\$	5,667
Federal Reimb	\$ -	\$ 67,214	\$ 46,770	\$ 81,038	\$ 59,483	\$ 41,245		\$	295,750
Transfer In	\$ 100,000	\$ -	\$ -	\$ -	\$ -	\$ -		\$	100,000
Total Revenues	\$ 110,812	\$ 218,171	\$ 101,058	\$ 141,440	\$ 102,680	\$ 81,639		\$	755,800
Expenses									
Wages	\$ 47,674	\$ 118,732	\$ 53,577	\$ 37,780	\$ 34,583	\$ 34,689		\$	327,035
Severance	\$ -	\$ -	\$ -	\$ -	\$ -	\$ -		\$	-
Retirement	\$ 11,467	\$ 21,951	\$ 8,598	\$ 7,723	\$ 7,496	\$ 6,113		\$	63,348
Medical	\$ 27,632	\$ 52,930	\$ 24,302	\$ 33,300	\$ 7,652	\$ -		\$	145,816
Life, Dent, MC, WC	\$ 1,600	\$ 4,293	\$ 2,459	\$ 1,652	\$ 1,233	\$ 678		\$	11,915
Purch Serv, Repairs, Phone, Posti	\$ 3,230	\$ 1,358	\$ 2,877	\$ 1,121	\$ 923	\$ 493		\$	10,002
Supplies	\$ 3,588	\$ -	\$ -	\$ -	\$ -	\$ -		\$	3,588
Food Costs	\$ -	\$ 74,933	\$ 31,147	\$ 53,223	\$ 15,579	\$ 14,379		\$	189,261
Equipment	\$ -	\$ -	\$ -	\$ -	\$ -	\$ -		\$	-
Other Costs	\$ -	\$ -	\$ -	\$ -	\$ -	\$ -		\$	-
Total Expenses	\$ 95,191	\$ 274,197	\$ 122,960	\$ 134,799	\$ 67,466	\$ 56,352		\$	750,965
Net Gain (Loss)	\$ 15,621	\$ (56,026)	\$ (21,902)	\$ 6,641	\$ 35,214	\$ 25,287		\$	4,835
								Ending Cash Balance 6/30/18	\$ 4,848

Check#	Check Date	Org Sta	Vendor Paid	Check Amount	Status Date
087820	06/03/2020	W/R	ASHLAND UNIVERSITY	188.26	06/17/2020
087821	06/03/2020	W/R	AWARDSMITH	2,246.25	06/09/2020
087822	06/03/2020	W/R	SCHWARTZ, BRAD	500.00	06/08/2020
087823	06/03/2020	W/R	CLYDE-GREEN SPRINGS SCHOOLS	225.00	06/10/2020
087824	06/03/2020	W/R	BAKER, CONNIE	38.06	06/09/2020
087825	06/03/2020	W/R	WISENBARGER, DEBRA	41.62	06/15/2020
087826	06/03/2020	W/R	FINALFORMS	355.00	06/23/2020
087827	06/03/2020	W/R	DODSON, JACLYN	29.58	06/10/2020
087828	06/03/2020	W/R	WEIDIG, KATHY	48.75	06/12/2020
087829	06/03/2020	W/W	KENTOSH, KYRSTIN	25.00	
087830	06/03/2020	W/R	SAVKA, LIZ	100.00	06/12/2020
087831	06/03/2020	W/R	MINUTEMAN PRESS	436.88	06/11/2020
087832	06/03/2020	W/R	NEWS JOURNAL	173.70	06/09/2020
087833	06/03/2020	W/R	ARNETT, MOLLY	25.00	06/16/2020
087834	06/03/2020	W/R	NEOLA, INC	1,225.00	06/10/2020
087835	06/03/2020	W/R	NOVA LUNA EDUC & CONSULTING	972.00	06/08/2020
087836	06/03/2020	W/R	OHIO HIGH SCHOOL ATH. ASSOC.	30.00	06/22/2020
087837	06/03/2020	W/R	OHIO.NET INTERNET PROVIDERS	363.48	06/09/2020
087838	06/03/2020	W/R	HOOKER, PAMELA	109.00	06/09/2020
087839	06/03/2020	W/R	RENHILL GROUP, INC.	18,356.70	06/09/2020
087840	06/03/2020	W/R	SAM'S CLUB	13.98	06/09/2020
087841	06/03/2020	W/R	SHAW & OTT MEDICAL	251.45	06/09/2020
087842	06/03/2020	W/R	SMITHFOODS, INC	768.84	06/10/2020
087843	06/03/2020	W/R	STATE TEACHERS RETIREMENT	2,983.59	06/09/2020
087844	06/03/2020	W/R	LAMP, SUMMER	525.00	06/10/2020
087845	06/03/2020	W/R	TWO2 ENTERPRISES, LLC	72.30	06/09/2020
087846	06/03/2020	W/R	VERIZON WIRELESS	555.72	06/12/2020
087847	06/03/2020	W/R	VILLAGE OF LEXINGTON	1,024.29	06/09/2020
087848	06/03/2020	B/B	STEVENS, CARLA	24.00	
087849	06/03/2020	B/R	BURCHETT, MICHAEL & TARA	27.00	06/15/2020
087850	06/03/2020	B/R	DENNIS, KELLE	9.00	06/25/2020
087851	06/03/2020	B/R	DONALDSON, JOE & VALERIE	12.00	06/29/2020
087852	06/03/2020	B/R	PITOU, STEW & KATHARINE	38.00	06/10/2020
087853	06/03/2020	B/R	ROTH, ROB	15.00	06/16/2020
087854	06/03/2020	B/B	MANSFIELD, TAMMIE	12.00	
087855	06/03/2020	B/B	BLANCA SANCHEZ	12.00	
087856	06/03/2020	B/B	SINGREE, ALYSSA	12.00	
087857	06/03/2020	B/R	FENTON, KRISTLE	24.00	06/18/2020
087858	06/03/2020	B/B	WHISLER, AMELIA	24.00	
087859	06/03/2020	B/R	BELLSTEIN, STEPHEN & LISA	27.00	06/25/2020
087860	06/03/2020	B/B	WYANT, JANELLE	12.00	
087861	06/03/2020	B/B	HUGHES, TRISHA	17.00	
087862	06/03/2020	B/B	RHODES, SCOTT & JACKIE	15.00	
087863	06/03/2020	B/B	STUPCA, MICHAEL & ANN	12.00	
087864	06/03/2020	B/B	TRITTSCHUH, MATTHEW & HAYLEY	12.00	
087865	06/03/2020	B/R	ZEIGLER, CHRIS & VICKY	12.00	06/26/2020
087866	06/05/2020	W/R	AMAZON.COM/ AMEX	366.02	06/10/2020
087867	06/05/2020	W/R	COLES ENERGY, INC.	111.13	06/09/2020
087868	06/05/2020	W/R	FLUENCY MATTERS	303.05	06/15/2020
087869	06/05/2020	W/R	HEREFF JONES	7,211.00	06/09/2020
087870	06/05/2020	W/R	QUENCH	39.14	06/11/2020
087871	06/05/2020	W/R	RUMPKE	13.25	06/10/2020

Check#	Check Date	Org Sta	Vendor Paid	Check Amount	Status Date
087872	06/05/2020	W/R	U.S. AWARDS, INC.	404.94	06/10/2020
087873	06/05/2020	W/R	TODD, ASHLEY	175.00	06/15/2020
087874	06/18/2020	B/R	ASHLAND CITY SCHOOLS	250.00	06/25/2020
087875	06/18/2020	B/R	PERRYSBURG SCHOOLS	250.00	06/26/2020
087876	06/18/2020	W/R	ABC E-RATE	2,506.87	06/25/2020
087877	06/18/2020	W/R	BAKER VEHICLE SYSTEMS, INC.	188.72	06/23/2020
087878	06/18/2020	W/R	BRICKER & ECKLER LLP	1,816.50	06/23/2020
087879	06/18/2020	W/R	BRIDGEWAY ACADEMY	1,035.00	06/25/2020
087880	06/18/2020	W/R	CHARLES RITTER CO.	282.87	06/22/2020
087881	06/18/2020	W/R	CITYWIDE SOLUTIONS	240.00	06/30/2020
087882	06/18/2020	W/R	CLEARWATER SYSTEMS	31.99	06/24/2020
087883	06/18/2020	W/R	COLLINS, DEBORAH	242.99	06/24/2020
087884	06/18/2020	W/R	DRAIN PRO	150.00	06/29/2020
087885	06/18/2020	W/R	EJ THERAPY	38,927.50	06/26/2020
087886	06/18/2020	W/R	SPELLING OUT DYSLEXIA	450.00	06/23/2020
087887	06/18/2020	W/R	G & L SUPPLY CO.	96.08	06/23/2020
087888	06/18/2020	W/R	AVITA HEALTH SYSTEM	1,760.00	06/25/2020
087889	06/18/2020	W/R	HD SUPPLY FACILITIES	820.35	06/29/2020
087890	06/18/2020	W/R	HEALTHCARE BILLING SERVICES	201.46	06/23/2020
087891	06/18/2020	W/R	ITsavvy	5,761.80	06/24/2020
087892	06/18/2020	W/R	CORNELL, JULIE	250.00	06/29/2020
087893	06/18/2020	W/R	KIMBALL MIDWEST	226.15	06/23/2020
087894	06/18/2020	W/R	LIND MEDIA CO	2,036.00	06/24/2020
087895	06/18/2020	W/R	LOFT VIOLIN SHOP	130.00	06/29/2020
087896	06/18/2020	W/R	LUCAS LOCAL SCHOOL DISTRICT	1,935.00	06/22/2020
087897	06/18/2020	W/W	BETSCHER, MELISSA	104.85	
087898	06/18/2020	W/R	ACORN DISTRIBUTORS, INC.	4,364.08	06/24/2020
087899	06/18/2020	W/R	OHIO.NET INTERNET PROVIDERS	372.27	06/24/2020
087900	06/18/2020	W/R	MACK, PAIGE	250.00	06/23/2020
087901	06/18/2020	W/R	RENHILL GROUP, INC.	14,685.36	06/23/2020
087902	06/18/2020	W/W	FRY, RYAN & HILLARY	500.00	
087903	06/18/2020	W/R	SC STRATEGIC SOLUTIONS LLC	111.60	06/29/2020
087904	06/18/2020	W/R	STATE OF OHIO UST BOARD	1,100.00	06/24/2020
087905	06/18/2020	W/R	THE CENTER FOR INDIVIDUAL &	540.00	06/24/2020
087906	06/18/2020	W/R	THEN DESIGN ARCHITECTURE LTD	339,311.75	06/24/2020
087907	06/18/2020	W/R	OHIO BUREAU OF CRIMINAL IDENT.	25.25	06/26/2020
087908	06/18/2020	W/R	WORNER ROOFING COMPANY	4,651.00	06/22/2020
087909	06/22/2020	B/R	BLACKSTONE INSURANCE AGENCY	1,000.00	06/30/2020
087910	06/22/2020	W/R	GLENNON, CHRISTOPHER	375.00	06/29/2020
087911	06/23/2020	B/R	GODDARD, NICHOLE	79.85	06/24/2020
087912	06/23/2020	B/R	SOUDER, DWIGHT OR BETH	82.00	06/30/2020
087913	06/24/2020	W/R	AMERICAN ELECTRIC POWER	13,669.63	06/30/2020
087914	06/24/2020	W/V	COLLEGE BOARD, THE	4,205.00	06/24/2020
087915	06/24/2020	W/W	AWARDSMITH	935.00	
087916	06/24/2020	W/R	BAKER VEHICLE SYSTEMS, INC.	498.15	06/29/2020
087917	06/24/2020	W/R	BRICKER & ECKLER LLP	1,540.00	06/29/2020
087918	06/24/2020	W/W	BALLIETT, CAROLEE	178.13	
087919	06/24/2020	W/R	ROBERTS, CARRIE	100.00	06/26/2020
087920	06/24/2020	W/R	CBIZ BENEFITS & INSURANCE	2,750.00	06/29/2020
087921	06/24/2020	W/R	CHARLES RITTER CO.	184.10	06/29/2020
087922	06/24/2020	W/W	WHITE, CHISTAN	30.00	
087923	06/24/2020	W/W	GLENNON, CHRISTOPHER	218.75	

Date: 7/02/2020

C H E C K R E G I S T E R
Processing Month: June 2020
LEXINGTON LOCAL SCHOOLS

Page: 3
(CHKREG)

Check#	Check Date	Org Sta	Vendor Paid	Check Amount	Status Date
087924	06/24/2020	W/W	CLEARWATER SYSTEMS	138.24	
087925	06/24/2020	W/R	COLES ENERGY, INC.	328.75	06/29/2020
087926	06/24/2020	W/R	COLUMBIA GAS OF OHIO	2,256.18	06/29/2020
087927	06/24/2020	W/R	PRITCHARD, CONNIE	25.00	06/30/2020
087928	06/24/2020	W/W	DIRECT ENERGY BUSINESS MARKETI	2,817.40	
087929	06/24/2020	W/W	SPELLING OUT DYSLEXIA	800.00	
087930	06/24/2020	W/R	FEUCHT, STEVEN G	30.00	06/30/2020
087931	06/24/2020	W/W	GRADY ENTERPRISES, INC.	1,084.65	
087932	06/24/2020	W/R	GRAINGER	176.80	06/29/2020
087933	06/24/2020	W/W	HD SUPPLY FACILITIES	1,178.75	
087934	06/24/2020	W/W	KAPUSTAR, HEATHER	79.90	
087935	06/24/2020	W/R	J & B ACCOUSTICAL	886.45	06/26/2020
087936	06/24/2020	W/R	ANDERSON, JAMES	125.00	06/30/2020
087937	06/24/2020	W/R	WHITESEL, JASON	205.00	06/30/2020
087938	06/24/2020	W/W	WEIDIG, KATHLEEN	2,091.04	
087939	06/24/2020	W/W	WEIDIG, KATHY	485.55	
087940	06/24/2020	W/R	MENARDS	599.52	06/30/2020
087941	06/24/2020	W/R	GRIST, MICHAEL	118.62	06/29/2020
087942	06/24/2020	W/R	METCALF, MINDY T	125.00	06/30/2020
087943	06/24/2020	W/W	MVD SPORTS	770.00	
087944	06/24/2020	W/W	MCFADDEN, NATHANIEL	1,330.00	
087945	06/24/2020	W/R	ACORN DISTRIBUTORS, INC.	7,084.18	06/26/2020
087946	06/24/2020	W/W	OASBO	743.00	
087947	06/24/2020	W/R	OHIO DEPART. OF JOB & FAMILY	964.41	06/30/2020
087948	06/24/2020	W/W	RUMPKE	1,715.53	
087949	06/24/2020	W/W	RIGGLEMAN, RYAN	218.75	
087950	06/24/2020	W/R	SCHMIDT SECURITY	1,701.00	06/29/2020
087951	06/24/2020	W/W	SIESEL DISTRIBUTING, LLC	2,856.20	
087952	06/24/2020	W/R	MCDANIEL, TRACY L	908.96	06/29/2020
087953	06/24/2020	W/R	US BANK	1,726.84	06/29/2020
087954	06/24/2020	W/R	WASHINGTON AUTO PARTS	354.01	06/30/2020
087955	06/24/2020	W/R	WOLFF BROS. SUPPLY, INC.	60.96	06/29/2020
087956	06/24/2020	B/R	OHIO HIGH SCHOOL ATH. ASSOC.	7,514.07	06/29/2020
087957	06/24/2020	W/R	COLLEGE BOARD, THE	4,205.00	06/30/2020
087958	06/24/2020	W/R	AMERICAN ART CLAY CO	35.85	06/30/2020
087959	06/24/2020	W/W	BALL, BENJAMIN	22.62	
087960	06/24/2020	W/R	POST MASTER	275.00	06/26/2020
087961	06/24/2020	W/R	HOLLOWAY, SHEILA	750.00	06/30/2020
087962	06/24/2020	W/W	ARMSTRONG TOOL & SUPPLY	1,169.35	
087963	06/24/2020	W/W	BROKAW, JESSICA	65.60	
087964	06/24/2020	W/R	PEARSON ASSESSMENTS	771.75	06/30/2020
087965	06/24/2020	W/R	BAKER, RALPH	45.00	06/30/2020
087966	06/24/2020	W/W	TIME FOR KIDS	64.35	
087967	06/29/2020	B/B	HOOKER, PAMELA	25.00	
087968	06/29/2020	B/B	REAMSNIDER, JENI	25.00	
087969	06/29/2020	B/B	REAMSNIDER, JENI	56.51	
087970	06/29/2020	B/B	OLECKI, MICHELLE	8.00	
087971	06/29/2020	B/B	STEVENS, CARLA	12.00	
087972	06/29/2020	B/B	GRIFFETH, ASHLEY	12.00	
087973	06/29/2020	B/B	MILLER, MELISSA	12.00	
087974	06/29/2020	B/B	MOHN, MELODY	15.00	
087975	06/29/2020	B/B	PEREIRA, SONEQUA	12.00	

Date: 7/02/2020

C H E C K R E G I S T E R
Processing Month: June 2020
LEXINGTON LOCAL SCHOOLS

Page: 4
(CHKREG)

Check#	Check Date	Org Sta	Vendor Paid	Check Amount	Status Date
087976	06/29/2020	B/B	POTH, JASON & FRESCIA	12.00	
087977	06/29/2020	B/B	YELTON, ANNSHALEA	12.00	
087978	06/29/2020	B/B	TWITCHELL, KRISTIN	150.00	
087979	06/29/2020	B/B	BENCE, STACEY	45.00	
087980	06/29/2020	B/B	STRICKLER, MEGAN	30.00	
087981	06/29/2020	W/W	CenturyLink	832.43	
087982	06/29/2020	W/W	HOUSTON, JENI	27.52	
087983	06/29/2020	W/W	PORT-A-POT	381.88	
087984	06/29/2020	W/W	MANSFIELD CITY SCHOOLS	1,660.00	
087985	06/29/2020	W/W	JOHNSTON, SHERRI	19.00	
087986	06/29/2020	W/W	TREASURER, STATE OF OHIO	50.42	
087987	06/29/2020	W/W	VERIZON WIRELESS	585.71	
087988	06/30/2020	B/B	RICHLAND COUNTY FOUNDATION	55.21	
691512	06/05/2020	C/R	LEXINGTON SCHOOLS - PAYROLL	769,181.01	06/30/2020
691513	06/03/2020	M/M	GORDON FOOD SERVICE	5,864.63	
691514	06/19/2020	C/R	LEXINGTON SCHOOLS - PAYROLL	591,224.55	06/30/2020
691515	06/22/2020	M/M	LEXINGTON SCHOOLS - PAYROLL	8,517.84	
691516	06/22/2020	M/M	MEMO-S.E.R.S.	5,717.01	
691517	06/22/2020	M/M	MEMO-S.T.R.S.	14,196.54	
691518	06/22/2020	M/M	MEMO-S.E.R.S.	45,500.00	
691519	06/22/2020	M/M	MEMO-S.T.R.S.	127,402.00	
691520	06/22/2020	M/M	MEMO-MID OHIO ESC	1,976.35	
691521	06/23/2020	M/M	LEXINGTON SCHOOLS - PAYROLL	10,340.36	
691522	06/25/2020	T/R	LEXINGTON BOARD OF ED.	180,000.00	06/25/2020
691524	06/30/2020	M/M	LEXINGTON BOARD OF ED.	98.28	
Total Checks Issued				\$ 2,305,036.56	

DATE: 07/01/2020
 TIME: 12:40

LEXINGTON LOCAL SCHOOLS
 TRANS. BY FUND/RCPT, ALL FUNDS
 DATES 06/01/2020 THRU 06/30/2020
 SORTED BY TRANSACTION DATE

PAGE: 1
 (RECLD)

TRANS NO	ITEM NO	TRANS DATE	STS	DESCRIPTION OR SOURCE	T1	FUND	RCPT	SPCC	SUBJ	OPU	TRANS AMOUNT
075022	0001	06/04/2020	A	Freschool tuition	03	001	1211	0000	000000	500	100.00
075072	0001	06/16/2020	A	Tuition	03	001	1211	0000	000000	000	1,886.04
RCPT CODE SUB-TOTAL:											1,986.04
075008	0015	06/05/2020	A	Open Enrollment Revenue	03	001	1227	0000	000000	000	200.67
075034	0015	06/19/2020	A	Open Enrollment Revenue	03	001	1227	0000	000000	000	200.66
RCPT CODE SUB-TOTAL:											401.33
075079	0001	06/30/2020	A	Richland Bank Interest	03	001	1410	0000	000000	000	10,580.00
RCPT CODE SUB-TOTAL:											10,580.00
075015	0001	06/01/2020	A	School fees	03	001	1740	0000	000000	200	74.00
075018	0001	06/02/2020	A	School fees	03	001	1740	0000	000000	100	458.99
075019	0001	06/02/2020	A	School fees	03	001	1740	0000	000000	100	100.00
075020	0001	06/02/2020	A	School fees	03	001	1740	0000	000000	100	231.00
074989	0001	06/03/2020	B	FEE REFUND- SIERRA	03	001	1740	0000	000000	200	24.00-
074990	0001	06/03/2020	B	ART REFUND- ALLISON	03	001	1740	0000	000000	200	27.00-
074991	0001	06/03/2020	B	FEE REFUND	03	001	1740	0000	000000	200	9.00-
074992	0001	06/03/2020	B	FEE REFUND- TATUM	03	001	1740	0000	000000	200	12.00-
074993	0001	06/03/2020	B	FEE REFUND- THOMAS	03	001	1740	0000	000000	200	38.00-
074994	0001	06/03/2020	B	FEE REFUND- OWEN	03	001	1740	0000	000000	200	15.00-
074995	0001	06/03/2020	B	FEE REFUND- DRAKE	03	001	1740	0000	000000	200	12.00-
074996	0001	06/03/2020	B	FEE REFUND- IRAM	03	001	1740	0000	000000	200	12.00-
074997	0001	06/03/2020	B	FEE REFUND- ARYAH	03	001	1740	0000	000000	200	12.00-
074998	0001	06/03/2020	B	FEE REFUND- RAVEN	03	001	1740	0000	000000	200	24.00-
074999	0001	06/03/2020	B	FEE REFUND- DALAN	03	001	1740	0000	000000	200	24.00-
075000	0001	06/03/2020	B	FEE REFUND- MASON	03	001	1740	0000	000000	200	27.00-
075001	0001	06/03/2020	B	FEE REFUND- JACK	03	001	1740	0000	000000	200	12.00-
075002	0001	06/03/2020	B	FEE REFUND- MADILYN	03	001	1740	0000	000000	200	17.00-
075003	0001	06/03/2020	B	FEE REFUND- ZIAN	03	001	1740	0000	000000	200	15.00-
075004	0001	06/03/2020	B	FEE REFUND- ASHLEY	03	001	1740	0000	000000	200	12.00-
075005	0001	06/03/2020	B	FEE REFUND- MASON	03	001	1740	0000	000000	200	12.00-
075006	0001	06/03/2020	B	FEE REFUND- ISABELLA	03	001	1740	0000	000000	200	12.00-
075023	0001	06/05/2020	A	School fees	03	001	1740	0000	000000	100	530.00
075025	0001	06/08/2020	A	School fees	03	001	1740	0000	000000	100	83.00
075066	0001	06/10/2020	A	School fees	03	001	1740	0000	000000	100	60.00
075068	0001	06/11/2020	A	School fees	03	001	1740	0000	000000	100	310.00
075069	0001	06/12/2020	A	School fees	03	001	1740	0000	000000	100	52.00
075070	0001	06/12/2020	A	School fees	03	001	1740	0000	000000	100	210.00
075071	0001	06/15/2020	A	School fees	03	001	1740	0000	000000	100	210.00
074008	0001	06/24/2020	V	SUMMER SCHOOL OVERPAYMENT	03	001	1740	0000	000000	100	150.00

STATUS (STS) CODES:

A-RECEIPT B-REFUND OF RECEIPT V-VOID REFUND OF RECEIPT X-REDUCTION OF EXPENDITURE
 C-APPROPRIATION OR BUDGET MODIFICATIONS D-EXPENSE/SUPPLIES DISTRIBUTION F-FUND TO FUND TRANSFER

DATE: 07/01/2020
TIME: 12:40

LEXINGTON LOCAL SCHOOLS
TRANS. BY FUND/RCPT, ALL FUNDS
DATES 06/01/2020 THRU 06/30/2020
SORTED BY TRANSACTION DATE

PAGE: 2
(RECLD)

TRANS NO	ITEM NO	TRANS DATE	STS	DESCRIPTION OR SOURCE	TI	FUND	RCPT	SPCC	SUBJ	QPU	TRANS AMOUNT
074176	0001	06/24/2020	V	FEE REFUND	03	001	1740	0000	000000	100	45.00
074521	0001	06/24/2020	V	FEE REFUND- CHLOE	03	001	1740	0000	000000	500	30.00
075046	0001	06/24/2020	A	School fees	03	001	1740	0000	000000	200	200.00
075062	0001	06/29/2020	B	REISSUE CKND 85690	03	001	1740	0000	000000	100	150.00-
075063	0001	06/29/2020	B	REISSUE CKND 86125	03	001	1740	0000	000000	100	45.00-
075064	0001	06/29/2020	B	REISSUE CKND 86796	03	001	1740	0000	000000	500	30.00-
075075	0001	06/29/2020	A	school fees	03	001	1740	0000	000000	100	310.00
075077	0001	06/29/2020	A	HS Fees - Pay For It	03	001	1740	0000	000000	100	275.00
RCPT CODE SUB-TOTAL:											2,787.99
075067	0002	06/11/2020	A	Dell refund	03	001	1890	0000	000000	000	0.02
RCPT CODE SUB-TOTAL:											0.02
075008	0001	06/05/2020	A	Opportunity Grant	03	001	3110	0000	000000	000	148,716.71
075008	0002	06/05/2020	A	Targeted Assistance	03	001	3110	0000	000000	000	32,892.64
075008	0003	06/05/2020	A	K-3 Literacy Funding	03	001	3110	0000	000000	000	5,948.56
075008	0005	06/05/2020	A	Limited English Prof Funding	03	001	3110	0000	000000	000	122.71
075008	0006	06/05/2020	A	Gifted Education Funding	03	001	3110	0000	000000	000	5,092.68
075008	0007	06/05/2020	A	Transportation	03	001	3110	0000	000000	000	22,763.69
075008	0008	06/05/2020	A	Special Education Funding	03	001	3110	0000	000000	000	50,084.00
075008	0009	06/05/2020	A	Graduation Bonus	03	001	3110	0000	000000	000	1,658.97
075008	0010	06/05/2020	A	Third Grade Reading Bonus	03	001	3110	0000	000000	000	994.42
075008	0012	06/05/2020	A	Enrollment Growth Supplement	03	001	3110	0000	000000	000	145.53
075008	0013	06/05/2020	A	Preschool Special Educ Funding	03	001	3110	0000	000000	000	7,003.15
075008	0014	06/05/2020	A	Special Educ Transportation	03	001	3110	0000	000000	000	2,589.02
075008	0024	06/05/2020	A	JV02 FY2019 Final #2 Adjust	03	001	3110	0000	000000	000	1,637.13-
075034	0001	06/19/2020	A	Opportunity Grant	03	001	3110	0000	000000	000	148,721.42
075034	0002	06/19/2020	A	Targeted Assistance	03	001	3110	0000	000000	000	32,892.64
075034	0003	06/19/2020	A	K-3 Literacy Funding	03	001	3110	0000	000000	000	5,948.56
075034	0005	06/19/2020	A	Limited English Prof Funding	03	001	3110	0000	000000	000	122.71
075034	0006	06/19/2020	A	Gifted Education Funding	03	001	3110	0000	000000	000	5,092.68
075034	0007	06/19/2020	A	Transportation	03	001	3110	0000	000000	000	22,763.69
075034	0008	06/19/2020	A	Special Education Funding	03	001	3110	0000	000000	000	50,084.00
075034	0009	06/19/2020	A	Graduation Bonus	03	001	3110	0000	000000	000	1,658.97
075034	0010	06/19/2020	A	Third Grade Reading Bonus	03	001	3110	0000	000000	000	994.42
075034	0012	06/19/2020	A	Enrollment Growth Supplement	03	001	3110	0000	000000	000	145.52
075034	0013	06/19/2020	A	Preschool Special Educ Funding	03	001	3110	0000	000000	000	6,897.88
075034	0014	06/19/2020	A	Special Educ Transportation	03	001	3110	0000	000000	000	2,589.01
075034	0024	06/19/2020	A	JV02 FY2019 Final #2 Adjust	03	001	3110	0000	000000	000	1,637.13-
075034	0025	06/19/2020	A	JV71 CS FTE Review Adjust	03	001	3110	0000	000000	000	6,175.88
RCPT CODE SUB-TOTAL:											558,825.20

STATUS (STS) CODES:

A-RECEIPT B-REFUND OF RECEIPT V-VOID REFUND OF RECEIPT X-REDUCTION OF EXPENDITURE
C-APPROPRIATION OR BUDGET MODIFICATIONS D-EXPENSE/SUPPLIES DISTRIBUTION F-FUND TO FUND TRANSFER

DATE: 07/01/2020
TIME: 12:40

LEXINGTON LOCAL SCHOOLS
TRANS. BY FUND/RCPT, ALL FUNDS
DATES 06/01/2020 THRU 06/30/2020
SORTED BY TRANSACTION DATE

PAGE: 3
(RECEIVED)

TRANS NO	ITEM NO	TRANS DATE	STS	DESCRIPTION OR SOURCE	TI	FUND	RCPT	SPCC	SUBJ	QPU	TRANS AMOUNT
075008	0004	06/05/2020	A	Economic Disadvantaged Funding	03	001	3211	0000	000000	000	2,384.00
075034	0004	06/19/2020	A	Economic Disadvantaged Funding	03	001	3211	0000	000000	000	2,379.30
RCPT CODE SUB-TOTAL:											4,763.30
075008	0011	06/05/2020	A	Career Tech Education Funding	03	001	3219	0000	000000	000	717.70
075028	0001	06/11/2020	A	Catastrophic Sp Ed Pymt	03	001	3219	0000	000000	000	71,281.16
075034	0011	06/19/2020	A	Career Tech Education Funding	03	001	3219	0000	000000	000	717.68
RCPT CODE SUB-TOTAL:											72,716.54
075078	0001	06/29/2020	A	MEDICAID Recd -6/18/20	03	001	3300	0000	000000	000	1,427.69
RCPT CODE SUB-TOTAL:											1,427.69
075043	0001	06/24/2020	A	Void Stale O/S Checks	03	001	5300	0000	000000	000	325.49
075051	0001	06/29/2020	B	REISSUE CKNO 84608	03	001	5300	0000	000000	000	25.00-
075052	0001	06/29/2020	B	REISSUE CKNO 85294	03	001	5300	0000	000000	000	25.00-
075054	0001	06/29/2020	B	REISSUE CKNO 85404	03	001	5300	0000	000000	000	8.00-
075055	0001	06/29/2020	B	REISSUE CKNO 85507	03	001	5300	0000	000000	000	12.00-
075056	0001	06/29/2020	B	REISSUE CKNO 85513	03	001	5300	0000	000000	000	12.00-
075057	0001	06/29/2020	B	REISSUE CKNO 85516	03	001	5300	0000	000000	000	12.00-
075058	0001	06/29/2020	B	REISSUE CKNO 85517	03	001	5300	0000	000000	000	15.00-
075059	0001	06/29/2020	B	REISSUE CKNO 85520	03	001	5300	0000	000000	000	12.00-
075060	0001	06/29/2020	B	REISSUE CKNO 85521	03	001	5300	0000	000000	000	12.00-
075061	0001	06/29/2020	B	REISSUE CKNO 85523	03	001	5300	0000	000000	000	12.00-
RCPT CODE SUB-TOTAL:											180.49
FUND CODE SUB-TOTAL:											653,668.60
075079	0006	06/30/2020	A	LFI Fund	03	004	1410	0000	000000	000	11,255.80
RCPT CODE SUB-TOTAL:											11,255.80
FUND CODE SUB-TOTAL:											11,255.80
075079	0004	06/30/2020	A	Richland Bank Interest	03	006	1410	0000	000000	000	0.00
RCPT CODE SUB-TOTAL:											0.00
075038	0001	06/23/2020	B	LUNCH ACCT REFUNDS-JASMINE/JAY	03	006	1512	0000	000000	100	79.85-

STATUS (STS) CODES:

A-RECEIPT B-REFUND OF RECEIPT V-VOID REFUND OF RECEIPT X-REDUCTION OF EXPENDITURE
C-APPROPRIATION OR BUDGET MODIFICATIONS D-EXPENSE/SUPPLIES DISTRIBUTION F-FUND TO FUND TRANSFER

DATE: 07/01/2020
 TIME: 12:40

LEXINGTON LOCAL SCHOOLS
 TRANS. BY FUND/RCPT, ALL FUNDS
 DATES 06/01/2020 THRU 06/30/2020
 SORTED BY TRANSACTION DATE

PAGE: 4
 (RECLED)

TRANS NO	ITEM NO	TRANS DATE	STS	DESCRIPTION OR SOURCE	TI	FUND	RCPT	SPCC	SUBJ	OPU	TRANS AMOUNT
075039	0001	06/23/2020	B	LUNCH ACCT REFUND- DAVID	03	006	1512	0000	000000	500	82.00-
075077	0002	06/29/2020	A	HS Lunch - Pay For It	03	006	1512	0000	000000	100	0.06
075077	0003	06/29/2020	A	Western Lunch - Pay For It	03	006	1512	0000	000000	500	20.00
RCPT CODE SUB-TOTAL:											141.79-
075007	0001	06/03/2020	A	Federal Reimb Lunch High	03	006	4120	0000	000000	100	10,231.00
075007	0002	06/03/2020	A	Federal Reimb Lunch Jr High	03	006	4120	0000	000000	200	7,247.00
075007	0003	06/03/2020	A	Federal Reimb Lunch Central	03	006	4120	0000	000000	400	8,952.00
075007	0004	06/03/2020	A	Federal Reimb Lunch East	03	006	4120	0000	000000	300	10,658.00
075007	0005	06/03/2020	A	Federal Reimb Lunch Western	03	006	4120	0000	000000	500	5,542.00
RCPT CODE SUB-TOTAL:											42,630.00
075047	0001	06/25/2020	F	Transfer - General to Food Ser	08	006	5100	0000	000000	000	180,000.00
RCPT CODE SUB-TOTAL:											180,000.00
FUND CODE SUB-TOTAL:											222,488.21
075079	0005	06/30/2020	A	Richland Bank Int - Minutemen	03	007	1410	9100	000000	000	108.12
RCPT CODE SUB-TOTAL:											108.12
075067	0001	06/11/2020	A	Kilgore donation LMAS	03	007	1820	9100	000000	000	2,627.94
RCPT CODE SUB-TOTAL:											2,627.94
FUND CODE SUB-TOTAL:											2,736.06
075079	0003	06/30/2020	A	Richland Bank Int - McCammon	03	007	1410	9800	000000	000	11.05
RCPT CODE SUB-TOTAL:											11.05
FUND CODE SUB-TOTAL:											11.05
075079	0007	06/30/2020	A	Classroom Facilities Fund	03	010	1410	0000	000000	000	46,038.71
RCPT CODE SUB-TOTAL:											46,038.71
FUND CODE SUB-TOTAL:											46,038.71

STATUS (STS) CODES:

A-RECEIPT B-REFUND OF RECEIPT V-VOID REFUND OF RECEIPT X-REDUCTION OF EXPENDITURE
 C-APPROPRIATION OR BUDGET MODIFICATIONS D-EXPENSE/SUPPLIES DISTRIBUTION F-FUND TO FUND TRANSFER

DATE: 07/01/2020
 TIME: 12:40

LEXINGTON LOCAL SCHOOLS
 TRANS. BY FUND/RCPT, ALL FUNDS
 DATES 06/01/2020 THRU 06/30/2020
 SORTED BY TRANSACTION DATE

PAGE: 5
 (RECELED)

TRANS NO	ITEM NO	TRANS DATE	STS	DESCRIPTION OR SOURCE	TJ	FUND	RCPT	SPCC	SUBJ	OPU	TRANS AMOUNT
075020	0002	06/02/2020	A	AP exams	03	018	1690	9100	000000	000	80.00
075066	0002	06/10/2020	A	AP Exams	03	018	1690	9100	000000	000	90.00
075068	0002	06/11/2020	A	AP Exa,s	03	018	1690	9100	000000	000	45.00
075069	0002	06/12/2020	A	AP Exa,s	03	018	1690	9100	000000	000	90.00
RCPT CODE SUB-TOTAL:											305.00
FUND CODE SUB-TOTAL:											305.00
075014	0001	06/01/2020	A	Casual Friday	03	018	1620	9200	000000	000	188.00
075015	0002	06/01/2020	A	School fees princ acct	03	018	1620	9200	000000	000	84.00
RCPT CODE SUB-TOTAL:											272.00
FUND CODE SUB-TOTAL:											272.00
075017	0003	06/02/2020	A	Kroger Check - Central	03	018	1690	9400	000000	000	262.91
RCPT CODE SUB-TOTAL:											262.91
FUND CODE SUB-TOTAL:											262.91
075021	0001	06/04/2020	A	Kroger check	03	018	1630	9500	000000	000	377.37
RCPT CODE SUB-TOTAL:											377.37
075043	0003	06/24/2020	A	Void State O/S Checks	03	018	5300	9500	000000	000	56.51
RCPT CODE SUB-TOTAL:											56.51
FUND CODE SUB-TOTAL:											433.88
075053	0001	06/29/2020	B	REISSUE CKNO 85401	03	018	5300	9501	000000	000	56.51-
RCPT CODE SUB-TOTAL:											56.51-
FUND CODE SUB-TOTAL:											56.51-
075049	0003	06/26/2020	A	PTO Recycling-Central	03	019	1890	9121	000000	000	7.34

STATUS (STS) CODES:

A-RECEIPT B-REFUND OF RECEIPT V-VOID REFUND OF RECEIPT X-REDUCTION OF EXPENDITURE
 C-APPROPRIATION OR BUDGET MODIFICATIONS D-EXPENSE/SUPPLIES DISTRIBUTION F-FUND TO FUND TRANSFER

DATE: 07/01/2020
 TIME: 12:40

LEXINGTON LOCAL SCHOOLS
 TRANS. BY FUNCY/RCPT, ALL FUNDS
 DATES 06/01/2020 THRU 06/30/2020
 SORTED BY TRANSACTION DATE

PAGE: 6
 (RECLED)

TRANS NO	ITEM NO	TRANS DATE	STS	DESCRIPTION OR SOURCE	TI	FUND	RCPT	SPCC	SUBJ	OPU	TRANS AMOUNT	
											RCPT CODE SUB-TOTAL:	7.34
											FUND CODE SUB-TOTAL:	7.34
075049	0001	05/26/2020	A	PTO Recycling-Eastern	03	019	1890	9122	000000	000		7.33
											RCPT CODE SUB-TOTAL:	7.33
											FUND CODE SUB-TOTAL:	7.33
075049	0002	05/26/2020	A	PTO Recycling-Western	03	019	1890	9123	000000	000		7.34
											RCPT CODE SUB-TOTAL:	7.34
											FUND CODE SUB-TOTAL:	7.34
075065	0001	06/30/2020	B	RETURN OF UNUSED GRANT MONEY	03	019	1820	9220	000000	000		55.21-
											RCPT CODE SUB-TOTAL:	55.21-
											FUND CODE SUB-TOTAL:	55.21-
075042	0001	06/24/2020	B	3/4 & 3/7 GIRLS REG BBALL	03	022	1615	9601	000000	000		7,514.07-
											RCPT CODE SUB-TOTAL:	7,514.07-
											FUND CODE SUB-TOTAL:	7,514.07-
075079	0002	06/30/2020	A	Richland Bank Int. 024	03	024	1410	0000	000000	000		113.62
											RCPT CODE SUB-TOTAL:	113.62
075016	0001	06/02/2020	A	Mauk June Cobra pymt	03	024	1872	0000	000000	000		2,041.38
075016	0002	06/02/2020	A	Ramey May Ins pymt	03	024	1872	0000	000000	000		250.48
075076	0001	06/29/2020	A	Mauk July Cobra	03	024	1872	0000	000000	000		2,041.38
											RCPT CODE SUB-TOTAL:	4,333.44
											FUND CODE SUB-TOTAL:	4,447.06

STATUS (STS) CODES:

A-RECEIPT B-REFUND OF RECEIPT V-VOID REFUND OF RECEIPT X-REDUCTION OF EXPENDITURE
 C-APPROPRIATION OR BUDGET MODIFICATIONS D-EXPENSE/SUPPLIES DISTRIBUTION F-FUND TO FUND TRANSFER

DATE: 07/01/2020
TIME: 12:40

LEXINGTON LOCAL SCHOOLS
TRANS. BY FUND/RCPT, ALL FUNDS
DATES 06/01/2020 THRU 06/30/2020
SORTED BY TRANSACTION DATE

PAGE: 7
(RECELED)

TRANS NO	ITEM NO	TRANS DATE	STS	DESCRIPTION OR SOURCE	TI	FUND	RCPT	SPCC	SUBJ	OPU	TRANS AMOUNT
075040	0001	06/23/2020	A	Drama Club - Tix Sale Refunds	03	200	1620	9102	000000	000	554.99-
RCPT CODE SUB-TOTAL:											554.99-
FUND CODE SUB-TOTAL:											554.99-
075013	0001	06/01/2020	A	PE vending	03	300	1620	9206	000000	000	100.00
RCPT CODE SUB-TOTAL:											100.00
FUND CODE SUB-TOTAL:											100.00
075041	0001	06/23/2020	A	Ohio Health	03	300	1690	9600	000000	000	20,000.00
075044	0001	06/24/2020	A	Ohio Health	03	300	1690	9600	000000	000	5,000.00
RCPT CODE SUB-TOTAL:											25,000.00
075030	0001	06/18/2020	B	REFUND FOR T & F INVITE 4/11/20	03	300	1890	9600	000000	712	250.00-
075031	0001	06/18/2020	B	REFUND FOR T & F INVITE 4/11/20	03	300	1890	9600	000000	712	250.00-
075037	0001	06/22/2020	B	REFUND FOR BLACKSTONE WRESTLIN	03	300	1890	9600	000000	705	1,000.00-
RCPT CODE SUB-TOTAL:											1,500.00-
075043	0002	06/24/2020	A	Void Stale O/S Checks	03	300	5300	9600	000000	000	688.75
RCPT CODE SUB-TOTAL:											688.75
FUND CODE SUB-TOTAL:											24,188.75
075041	0002	06/23/2020	A	Ohio Health	03	300	1690	9601	000000	000	20,000.00-
075044	0002	06/24/2020	A	Ohio Health	03	300	1690	9601	000000	000	5,000.00-
075045	0001	06/24/2020	A	Ohio Health	03	300	1690	9601	000000	000	12,000.00
RCPT CODE SUB-TOTAL:											13,000.00-
FUND CODE SUB-TOTAL:											13,000.00-
075036	0001	06/22/2020	A	IDEA-B Revenue	03	516	4220	9020	000000	000	53,616.22
RCPT CODE SUB-TOTAL:											53,616.22

STATUS (STS) CODES:

A-RECEIPT B-REFUND OF RECEIPT V-VOID REFUND OF RECEIPT X-REDUCTION OF EXPENDITURE
C-APPROPRIATION OR BUDGET MODIFICATIONS D-EXPENSE/SUPPLIES DISTRIBUTION F-FUND TO FUND TRANSFER

DATE: 07/01/2020
TIME: 12:40

LEXINGTON LOCAL SCHOOLS
TRANS. BY FUND/RCPT, ALL FUNDS
DATES 06/01/2020 THRU 06/30/2020
SORTED BY TRANSACTION DATE

PAGE: 8
(RECLD)

TRANS NO	ITEM NO	TRANS DATE	STS DESCRIPTION OR SOURCE	TI	FUND	RCPT	SPCC	SUBJ	OPU	TRANS AMOUNT	
										FUND CODE SUB-TOTAL:	53,616.22
075033	0001	06/19/2020	A Title I Revenue	03	572	4220	9020	000000	000	14,646.57	
										RCPT CODE SUB-TOTAL:	14,646.57
										FUND CODE SUB-TOTAL:	14,646.57
075035	0001	06/22/2020	A ECSE Revenue	03	587	4220	9020	000000	000	5,773.04	
										RCPT CODE SUB-TOTAL:	5,773.04
										FUND CODE SUB-TOTAL:	5,773.04
075032	0001	06/17/2020	A Title II-A Revenue	03	590	4220	9020	000000	000	3,687.17	
										RCPT CODE SUB-TOTAL:	3,687.17
										FUND CODE SUB-TOTAL:	3,687.17
										GRAND TOTAL:	1,022,772.26

STATUS (STS) CODES:

A-RECEIPT B-REFUND OF RECEIPT V-VOID REFUND OF RECEIPT X-REDUCTION OF EXPENDITURE
C-APPROPRIATION OR BUDGET MODIFICATIONS D-EXPENSE/SUPPLIES DISTRIBUTION F-FUND TO FUND TRANSFER

Date: 07/01/20
 Time: 12:39 pm

LEXINGTON LOCAL SCHOOLS
 Revenue Account Summary
 SORTED BY FUND-ACC/ACCT

Page: 1
 (REVSUM)

	FYTD Receivable	FYTD Actual Receipts	MTD Actual Receipts	YTD Actual Receipts	FYTD Balance Receivable	FYTD Percent Received
*****TOTAL FOR FUND-ACC 001 0000 (GENERAL FUND):	24,868,805.00	24,492,649.25	653,668.60	12,753,731.18	376,155.75	98.49
*****TOTAL FOR FUND-ACC 002 0000 (BOND RETIREMENT FUND):	4,709,132.24	4,905,396.03	0.00	1,756,263.79	196,263.79	104.17
*****TOTAL FOR FUND-ACC 003 0000 (PERMANENT IMPROVEMENT FUND):	700,000.00	724,333.99	0.00	401,296.55	24,333.99	103.48
*****TOTAL FOR FUND-ACC 004 0000 (LFI BUILDING FUND):	56,470,238.41	56,573,344.19	11,255.80	75,182.06	103,105.78	100.18
*****TOTAL FOR FUND-ACC 006 0000 (FOOD SERVICE FUND):	716,982.00	715,723.67	222,488.21	427,577.91	1,258.33	99.82
*****TOTAL FOR FUND-ACC 007 9100 (LEXINGTON MINUTEMEN ACADEMIC SCHOLARSHIP FUND):	11,068.00	120,998.68	2,736.06	11,160.66	109,930.68	0.00
*****TOTAL FOR FUND-ACC 007 9800 (TERRY McCANNON SCHOLARSHIP FUND):	227.00	693.27	11.05	568.02	466.27	305.41
*****TOTAL FOR FUND-ACC 010 0000 (CLASSROOM FACILITIES CONSTRUCTION FUND):	45,000,000.00	45,422,938.46	46,038.71	308,183.47	422,938.46	100.94
*****TOTAL FOR FUND-ACC 018 9100 (HIGH SCHOOL PRINCIPAL'S FUND):	9,901.00	6,976.97	305.00	2,251.34	2,924.03	70.47
*****TOTAL FOR FUND-ACC 018 9101 (HIGH SCHOOL FLOWER FUND):	0.00	104.00	0.00	104.00	104.00	0.00

*** NOTE!! ONLY ACTIVE ACCOUNTS HAVE BEEN SELECTED, TOTALS MAY EXCLUDE AMOUNTS THAT ARE RELATED TO INACTIVE ACCOUNTS. ***

Date: 07/01/20
 Time: 12:39 pm

LEXINGTON LOCAL SCHOOLS
 Revenue Account Summary
 SORTED BY FUND-SCC/ACCT

Page: 2
 (REVSUM)

	FYTD Receivable	FYTD Actual Receipts	MTD Actual Receipts	YTD Actual Receipts	FYTD Balance Receivable	FYTD Percent Received
*****TOTAL FOR FUND-SCC 018 9200 (JUNIOR HIGH PRINCIPAL'S FUND):	5,044.00	4,627.90	272.00	273.90	416.10	91.75
*****TOTAL FOR FUND-SCC 018 9300 (EASTERN PRINCIPAL'S FUND):	7,615.00	758.31	0.00	93.00	6,856.69	9.96
*****TOTAL FOR FUND-SCC 018 9301 (EASTERN ELEMENTARY BOOKFAIR/BOXTOPS FUND):	5,743.00	2,274.42	0.00	164.90	3,468.58	39.60
*****TOTAL FOR FUND-SCC 018 9303 (EASTERN RUN CLUB):	1,357.00	1,135.00	0.00	0.00	222.00	83.64
*****TOTAL FOR FUND-SCC 018 9400 (CENTRAL PRINCIPAL'S FUND):	4,553.00	2,873.99	262.91	878.59	1,679.01	63.12
*****TOTAL FOR FUND-SCC 018 9401 (CENTRAL ELEMENTARY BOOKFAIR FUND):	3,689.00	3,196.20	0.00	565.16	492.80	86.64
*****TOTAL FOR FUND-SCC 018 9402 (CENTRAL ELEMENTARY ART):	1,375.00	0.00	0.00	0.00	1,375.00	0.00
*****TOTAL FOR FUND-SCC 018 9500 (WESTERN PRINCIPAL'S FUND):	5,890.00	4,532.99	433.88	956.32	1,357.01	76.96
*****TOTAL FOR FUND-SCC 018 9501 (WESTERN ELEMENTARY BOOKFAIR/BOXTOPS FUND):	4,670.00	3,111.98	56.51	14.14	1,558.02	66.64
*****TOTAL FOR FUND-SCC 018 9503 (WESTERN ELEMENTARY ART):	2,230.00	0.00	0.00	0.00	2,230.00	0.00

*** NOTE!! ONLY ACTIVE ACCOUNTS HAVE BEEN SELECTED, TOTALS MAY EXCLUDE AMOUNTS THAT ARE RELATED TO INACTIVE ACCOUNTS. ***

Date: 07/01/20
 Time: 12:39 pm

LEXINGTON LOCAL SCHOOLS
 Revenue Account Summary
 SORTED BY FUND-SCC/ACCT

Page: 3
 (REVSUM)

	FYTD Receivable	FYTD Actual Receipts	MTD Actual Receipts	YTD Actual Receipts	FYTD Balance Receivable	FYTD Percent Received
*****TOTAL FOR FUND-SCC 019 9121 (CENTRAL ELEMENTARY PTO GRANTS):	1,172.00	1,231.59	7.34	37.62	59.59-	105.08
*****TOTAL FOR FUND-SCC 019 9122 (EASTERN ELEMENTARY PTO GRANTS):	1,172.00	1,093.05	7.33	37.60	78.95	93.26
*****TOTAL FOR FUND-SCC 019 9123 (WESTERN ELEMENTARY PTO GRANTS):	1,864.00	1,093.08	7.34	37.61	770.92	58.64
*****TOTAL FOR FUND-SCC 019 9219 (RICH CO FOUN-CLASSROOM LIBRARY):	549.52	549.52	0.00	0.00	0.00	100.00
*****TOTAL FOR FUND-SCC 019 9220 (RICH CO FOUN-LEGOs AND BUILDING BLOCKS):	915.00	859.79	55.21-	55.21-	55.21	93.97
*****TOTAL FOR FUND-SCC 019 9221 (RICH CO FOUN-SCIENCE DISCOVERY BINS):	1,500.00	1,500.00	0.00	0.00	0.00	100.00
*****TOTAL FOR FUND-SCC 022 9601 (OHSAA TOURNAMENT AGENCY FUND):	35,459.00	19,627.62	7,514.07-	2,477.62	15,831.38	55.35
*****TOTAL FOR FUND-SCC 024 0000 (EMPLOYEE BENEFITS FUND FOR MEDICAL/DENTAL):	5,225,000.00	4,975,263.04	4,447.06	2,305,269.19	249,736.96	95.22
*****TOTAL FOR FUND-SCC 034 0000 (DFCC PROJECT MAINTENANCE FUND):	90,500.00	102,108.40	0.00	102,108.40	11,608.40-	112.83
*****TOTAL FOR FUND-SCC 200 9101 (HIGH SCHOO. ART CLUB):	0.00	278.70	0.00	278.70	278.70-	0.00

*** NOTE!! ONLY ACTIVE ACCOUNTS HAVE BEEN SELECTED, TOTALS MAY EXCLUDE AMOUNTS THAT ARE RELATED TO INACTIVE ACCOUNTS. ***

LEXINGTON LOCAL SCHOOLS
 Revenue Account Summary
 SORTED BY FUND-SCC/ACCT

	FYTD Receivable	FYTD Actual Receipts	MTD Actual Receipts	YTD Actual Receipts	FYTD Balance Receivable	FYTD Percent Received
*****TOTAL FOR FUND-SCC 200 9102 (HIGH SCHOOL DRAMA CLUB):	11,130.00	612.73	554.99-	612.73	10,517.27	5.51
*****TOTAL FOR FUND-SCC 200 9104 (HIGH SCHOOL LEADERSHIP COUNCIL):	400.00	0.00	0.00	0.00	400.00	0.00
*****TOTAL FOR FUND-SCC 200 9105 (HIGH SCHOOL FRENCH CLUB):	45.00	32.38	0.00	0.00	12.62	71.96
*****TOTAL FOR FUND-SCC 200 9107 (HIGH SCHOOL SPANISH CLUB):	178.00	0.00	0.00	0.00	178.00	0.00
*****TOTAL FOR FUND-SCC 200 9108 (HIGH SCHOOL LEAD CLUB):	590.00	529.37	0.00	28.92	60.63	89.72
*****TOTAL FOR FUND-SCC 200 9114 (HIGH SCHOOL STUDENT COUNCIL FUND):	2,490.00	569.00	0.00	30.00	1,922.00	22.81
*****TOTAL FOR FUND-SCC 200 9115 (HIGH SCHOOL KEY CLUB):	2,790.00	2,990.00	0.00	200.00	200.00-	107.17
*****TOTAL FOR FUND-SCC 200 9119 (HIGH SCHOOL YEARBOOK FUND):	16,580.00	8,960.00	0.00	655.00	7,620.00	54.04
*****TOTAL FOR FUND-SCC 200 9121 (HIGH SCHOOL NATIONAL HONOR SOCIETY):	2,518.00	1,190.00	0.00	10.00	1,328.00	47.26
*****TOTAL FOR FUND-SCC 200 9201 (JUNIOR HIGH ART CLUB):	56.00	0.00	0.00	0.00	56.00	0.00

*** NOTE!! ONLY ACTIVE ACCOUNTS HAVE BEEN SELECTED, TOTALS MAY EXCLUDE AMOUNTS THAT ARE RELATED TO INACTIVE ACCOUNTS. ***

Date: 07/01/20
Time: 12:39 pm

LEXINGTON LOCAL SCHOOLS
Revenue Account Summary
SORTED BY FUND-SCC/ACCT

Page: 5
(REVSUN)

	FYTD Receivable	FYTD Actual Receipts	MTD Actual Receipts	YTD Actual Receipts	FYTD Balance Receivable	FYTD Percent Received
*****TOTAL FOR FUND-SCC 200 9204 (JUNIOR HIGH STUDENT COUNCIL FUND):	1,217.00	1,316.60	0.00	725.25	99.60-	108.18
*****TOTAL FOR FUND-SCC 200 9301 (EASTERN ELEMENTARY STUDENT ACTIVITY FUND):	1,472.00	250.00	0.00	0.00	1,222.00	16.98
*****TOTAL FOR FUND-SCC 200 9302 (EASTERN ELEMENTARY ROBOTICS FUND):	855.00	720.00	0.00	0.00	135.00	84.21
*****TOTAL FOR FUND-SCC 200 9612 (JUNIOR HIGH INFORMED TEENS FUND):	1,469.00	74.34	0.00	32.22	1,394.66	5.06
*****TOTAL FOR FUND-SCC 300 9116 (CHOIR):	75.00	300.00	0.00	300.00	225.00-	400.00
*****TOTAL FOR FUND-SCC 300 9206 (JUNIOR HIGH PHYS ED DEPARTMENT FUND):	2,785.00	2,040.00	100.00	950.00	745.00	73.25
*****TOTAL FOR FUND-SCC 300 9600 (ATHLETIC FUND):	213,000.00	202,976.03	24,188.75	53,145.70	10,023.97	95.29
*****TOTAL FOR FUND-SCC 300 9601 (ATHLETIC CAPITAL FUND):	39,000.00	13,000.00	13,000.00-	0.00	26,000.00	33.33
*****TOTAL FOR FUND-SCC 300 9603 (ELEMENTARY MUSIC):	388.00	0.00	0.00	0.00	388.00	0.00
*****TOTAL FOR FUND-SCC 451 9020 (Network Connectivity FY 2020):	9,000.00	9,000.00	0.00	4,500.00	0.00	100.00

*** NOTE!! ONLY ACTIVE ACCOUNTS HAVE BEEN SELECTED, TOTALS MAY EXCLUDE AMOUNTS THAT ARE RELATED TO INACTIVE ACCOUNTS. ***

25

Date: 07/01/20
 Time: 12:39 pm

LEXINGTON LOCAL SCHOOLS
 Revenue Account Summary
 SORTED BY FUND-SCC/ACCT

Page: 6
 (REVSUM)

	FYTD Receivable	FYTD Actual Receipts	MTD Actual Receipts	YTD Actual Receipts	FYTD Balance Receivable	FYTD Percent Received
****TOTAL FOR FUND-SCC 467 0000 (STUDENT WELLNESS AND SUCCESS FUND):	313,072.28	313,012.20	0.00	156,476.06	60.08	99.98
****TOTAL FOR FUND-SCC 499 9020 (SCHOOL SAFETY GRANT FY20):	10,607.48	10,607.48	0.00	0.00	0.00	100.00
****TOTAL FOR FUND-SCC 507 9021 (ESSER FUNDING FY21):	221,917.59	0.00	0.00	0.00	221,917.59	0.00
****TOTAL FOR FUND-SCC 516 9019 (IDEA-B SPECIAL EDUCATION FY19):	78,905.73	78,905.73	0.00	0.00	0.00	100.00
****TOTAL FOR FUND-SCC 516 9020 (IDEA-B SPECIAL EDUCATION FY20):	561,991.05	435,308.98	53,616.22	208,781.70	126,682.07	77.46
****TOTAL FOR FUND-SCC 572 9019 (TITLE I FY19):	23,520.05	23,520.05	0.00	0.00	0.00	100.00
****TOTAL FOR FUND-SCC 572 9020 (TITLE I FY20):	291,621.64	250,609.50	14,646.57	147,571.21	41,012.14	85.94
****TOTAL FOR FUND-SCC 587 9019 (EARLY CHILDHOOD SPECIAL EDUCATION IDEA FY19):	7,546.89	7,546.89	0.00	0.00	0.00	100.00
****TOTAL FOR FUND-SCC 587 9020 (EARLY CHILDHOOD SPECIAL EDUCATION IDEA FY20):	28,637.70	22,499.34	5,773.04	13,878.43	6,138.36	78.57
****TOTAL FOR FUND-SCC 590 9020 (TITLE II-A IMPROVING TEACHER QUALITY FY20):	64,096.08	64,096.08	3,687.17	33,392.11	0.00	100.00

*** NOTE!! ONLY ACTIVE ACCOUNTS HAVE BEEN SELECTED, TOTALS MAY EXCLUDE AMOUNTS THAT ARE RELATED TO INACTIVE ACCOUNTS. ***

Date: 07/01/20
Time: 12:39 pm

LEXINGTON LOCAL SCHOOLS
Revenue Account Summary
SORTED BY FUND-SOC/ACCT

Page: 7
(REVSUM)

	FYTD Receivable	FYTD Actual Receipts	MTD Actual Receipts	YTD Actual Receipts	FYTD Balance Receivable	FYTD Percent Received
****TOTAL FOR FUND-SOC 599 9020 (TITLE IV FY20):	33,346.75	24,454.96	0.00	5,564.00	8,891.79	73.34
=====						
****GRAND TOTALS:	139,827,952.41	139,564,394.75	1,022,772.26	18,776,309.85	263,557.66	99.81
=====						

*** NOTE!! ONLY ACTIVE ACCOUNTS HAVE BEEN SELECTED, TOTALS MAY EXCLUDE AMOUNTS THAT ARE RELATED TO INACTIVE ACCOUNTS. ***

Date: 07/01/20
 Time: 12:41 pm

LEXINGTON LOCAL SCHOOLS
 Appropriation Account Summary
 SORTED BY FUND-SCC/ACCT

Page: 1
 (APPSUM)

FYTD Appropriated	Prior FY Carryover Encumbrances	FYTD Expendable	FYTD Actual Expenditures	MTD Actual Expenditures	Current + Future Encumbrances	FYTD Remaining Balance	FYTD Percent Exp/Enc
*****TOTAL FOR FUND-SCC 001 0000 (GENERAL FUND):							
25,769,834.00	142,760.76	25,912,594.76	24,778,118.41	1,786,891.30	269,184.22	865,292.13	96.66
*****TOTAL FOR FUND-SCC 002 0000 (BOND RETIREMENT FUND):							
1,456,143.34	0.00	1,456,143.34	1,456,143.34	0.00	0.00	0.00	100.00
*****TOTAL FOR FUND-SCC 003 0000 (PERMANENT IMPROVEMENT FUND):							
704,255.00	0.00	704,255.00	641,336.50	0.00	28,616.47	34,302.03	95.13
*****TOTAL FOR FUND-SCC 004 0000 (LFI BUILDING FUND):							
47,020,238.41	0.00	47,020,238.41	45,699,654.41	56,067.50	881,259.00	439,325.00	99.07
*****TOTAL FOR FUND-SCC 006 0000 (FOOD SERVICE FUND):							
712,280.06	2,310.43	714,590.49	709,607.15	39,395.91	1,444.00	3,539.34	99.50
*****TOTAL FOR FUND-SCC 007 9100 (LEXINGTON MINUTEMEN ACADEMIC SCHOLARSHIP FUND):							
11,250.00	0.00	11,250.00	8,250.00	0.00	3,000.00	0.00	100.00
*****TOTAL FOR FUND-SCC 007 9800 (TERRY McCAMMON SCHOLARSHIP FUND):							
500.00	0.00	500.00	0.00	0.00	0.00	500.00	0.00
*****TOTAL FOR FUND-SCC 010 0000 (CLASSROOM FACILITIES CONSTRUCTION FUND):							
3,500,000.00	0.00	3,500,000.00	947,138.85	283,244.25	2,009,659.15	543,202.00	84.48
*****TOTAL FOR FUND-SCC 018 9100 (HIGH SCHOOL PRINCIPAL'S FUND):							
10,996.00	168.40	11,164.40	7,637.04	4,205.00	0.00	3,527.36	68.41
*****TOTAL FOR FUND-SCC 018 9101 (HIGH SCHOOL FLOWER FUND):							
104.00	0.00	104.00	45.00	0.00	0.00	59.00	43.27

*** NOTE!! ONLY ACTIVE ACCOUNTS HAVE BEEN SELECTED, TOTALS MAY EXCLUDE AMOUNTS THAT ARE RELATED TO INACTIVE ACCOUNTS. ***

LEXINGTON LOCAL SCHOOLS
 Appropriation Account Summary
 SORTED BY FUND-SCC/ACCT

FYTD Appropriated	Prior FY Carryover Encumbrances	FYTD Expendable	FYTD Actual Expenditures	MTD Actual Expenditures	Current + Future Encumbrances	FYTD Remaining Balance	FYTD Percent Exp/Enc
*****TOTAL FOR FUND-SCC 018 9200 (JUNIOR HIGH PRINCIPAL'S FUND):							
6,639.00	0.00	6,639.00	519.47	0.00	5,880.00	239.53	96.39
*****TOTAL FOR FUND-SCC 018 9300 (EASTERN PRINCIPAL'S FUND):							
7,169.00	0.00	7,169.00	4,507.77	0.00	426.40	2,233.83	68.84
*****TOTAL FOR FUND-SCC 018 9301 (EASTERN ELEMENTARY BOOKFAIR/BOXTOPS FUND):							
10,762.00	0.00	10,762.00	7,496.40	0.00	0.00	3,265.60	69.66
*****TOTAL FOR FUND-SCC 018 9302 (EASTERN ELEMENTARY MATH):							
275.00	150.00	425.00	200.00	0.00	0.00	225.00	47.06
*****TOTAL FOR FUND-SCC 018 9303 (EASTERN RUN CLUB):							
1,350.00	0.00	1,350.00	819.85	0.00	0.00	530.15	60.73
*****TOTAL FOR FUND-SCC 018 9400 (CENTRAL PRINCIPAL'S FUND):							
4,216.00	1,398.34	5,614.34	2,345.57	228.07	1,282.91	1,985.86	64.63
*****TOTAL FOR FUND-SCC 018 9401 (CENTRAL ELEMENTARY BOOKFAIR FUND):							
4,526.00	0.00	4,526.00	1,528.65	0.00	56.72	2,940.63	35.03
*****TOTAL FOR FUND-SCC 018 9402 (CENTRAL ELEMENTARY ART):							
920.00	0.00	920.00	0.00	0.00	0.00	920.00	0.00
*****TOTAL FOR FUND-SCC 018 9500 (WESTERN PRINCIPAL'S FUND):							
3,981.00	1,310.00	5,291.00	3,919.38	0.00	201.50	1,170.12	77.88
*****TOTAL FOR FUND-SCC 018 9501 (WESTERN ELEMENTARY BOOKFAIR/BOXTOPS FUND):							
4,535.00	0.00	4,535.00	3,361.46	0.00	0.00	1,173.54	74.12

*** NOTE!! ONLY ACTIVE ACCOUNTS HAVE BEEN SELECTED, TOTALS MAY EXCLUDE AMOUNTS THAT ARE RELATED TO INACTIVE ACCOUNTS. ***

LEXINGTON LOCAL SCHOOLS
 Appropriation Account Summary
 SORTED BY FUND-SCC/ACCT

FYTD Appropriated	Prior FY Carryover Encumbrances	FYTD Expendable	FYTD Actual Expenditures	MTD Actual Expenditures	Current + Future Encumbrances	FYTD Remaining Balance	FYTD Percent Exp/Enc
*****TOTAL FOR FUND-SCC 018 9503 (WESTERN ELEMENTARY ART):							
1,726.00	0.00	1,726.00	0.00	0.00	0.00	1,726.00	0.00
*****TOTAL FOR FUND-SCC 019 9121 (CENTRAL ELEMENTARY PTO GRANTS):							
2,146.67	0.00	2,146.67	556.36	48.75	443.64	1,146.67	46.58
*****TOTAL FOR FUND-SCC 019 9122 (EASTERN ELEMENTARY PTO GRANTS):							
2,451.64	0.00	2,451.64	1,071.36	0.00	0.00	1,380.28	43.70
*****TOTAL FOR FUND-SCC 019 9123 (WESTERN ELEMENTARY PTO GRANTS):							
2,870.69	423.13	3,293.82	483.77	104.85	0.00	2,810.05	14.69
*****TOTAL FOR FUND-SCC 019 9200 (RICHLAND COUNTY FOUNDATION GRANT PLAYGROUND):							
200.00	0.00	200.00	0.00	0.00	0.00	200.00	0.00
*****TOTAL FOR FUND-SCC 019 9218 (RICH CO FOUND-WRITE STUFF STEAM KIT):							
52.93	0.00	52.93	0.00	0.00	0.00	52.93	0.00
*****TOTAL FOR FUND-SCC 019 9219 (RICH CO FOUND-CLASSROOM LIBRARY):							
549.52	0.00	549.52	549.52	0.00	0.00	0.00	100.00
*****TOTAL FOR FUND-SCC 019 9220 (RICH CO FOUND-LEGO'S AND BUILDING BLOCKS):							
915.00	0.00	915.00	859.79	0.00	0.00	55.21	93.97
*****TOTAL FOR FUND-SCC 019 9221 (RICH CO FOUND-SCIENCE DISCOVERY BINS):							
1,500.00	0.00	1,500.00	1,499.05	0.00	0.00	0.95	99.94
*****TOTAL FOR FUND-SCC 019 9301 (RICH CO FOUND/SECO ROBOTICS GRANT (HEIMANN)):							
31.72	0.00	31.72	0.00	0.00	0.00	31.72	0.00

*** NOTE!! ONLY ACTIVE ACCOUNTS HAVE BEEN SELECTED, TOTALS MAY EXCLUDE AMOUNTS THAT ARE RELATED TO INACTIVE ACCOUNTS. ***

LEXINGTON LOCAL SCHOOLS
 Appropriation Account Summary
 SORTED BY FUND-SCC/ACCT

FYTD Appropriated	Prior FY Carryover Encumbrances	FYTD Expendable	FYTD Actual Expenditures	MTD Actual Expenditures	Current + Future Encumbrances	FYTD Remaining Balance	FYTD Percent Exp/Enc
*****TOTAL FOR FUND-SCC 019 9302 (RICH CO RETIRED TEACHERS ASSOC):							
150.00	0.00	150.00	0.00	0.00	0.00	150.00	0.00
*****TOTAL FOR FUND-SCC 022 9601 (OHSA TOURNAMENT AGENCY FUND):							
35,567.42	0.00	35,567.42	19,736.04	38.71	0.00	15,831.38	55.49
*****TOTAL FOR FUND-SCC 024 0000 (EMPLOYEE BENEFITS FUND FOR MEDICAL/DENTAL):							
5,358,426.00	0.00	5,358,426.00	4,948,103.03	489,009.04	0.00	410,322.97	92.34
*****TOTAL FOR FUND-SCC 034 0000 (DFCC PROJECT MAINTENANCE FUND):							
1,758.47	0.00	1,758.47	1,758.47	0.00	0.00	0.00	100.00
*****TOTAL FOR FUND-SCC 200 9102 (HIGH SCHOOL DRAMA CLUB):							
15,201.00	750.00	15,951.00	2,397.42	0.00	4,599.04	8,954.54	43.86
*****TOTAL FOR FUND-SCC 200 9104 (HIGH SCHOOL LEADERSHIP COUNCIL):							
229.00	0.00	229.00	56.94	0.00	0.00	172.06	24.86
*****TOTAL FOR FUND-SCC 200 9107 (HIGH SCHOOL SPANISH CLUB):							
274.00	50.00	324.00	50.00	0.00	0.00	274.00	15.43
*****TOTAL FOR FUND-SCC 200 9108 (HIGH SCHOOL LEO CLUB):							
2,300.00	0.00	2,300.00	1,647.27	0.00	518.13	134.60	94.15
*****TOTAL FOR FUND-SCC 200 9114 (HIGH SCHOOL STUDENT COUNCIL FUND):							
1,426.00	0.00	1,426.00	1,239.97	0.00	0.00	186.03	86.95
*****TOTAL FOR FUND-SCC 200 9115 (HIGH SCHOOL KEY CLUB):							
3,361.00	0.00	3,361.00	2,335.38	0.00	0.00	1,025.62	69.48

*** NOTE!! ONLY ACTIVE ACCOUNTS HAVE BEEN SELECTED, TOTALS MAY EXCLUDE AMOUNTS THAT ARE RELATED TO INACTIVE ACCOUNTS. ***

LEXINGTON LOCAL SCHOOLS
 Appropriation Account Summary
 SORTED BY FUND-SCC/ACCT

FYTD Appropriated	Prior FY Carryover Encumbrances	FYTD Expendable	FYTD Actual Expenditures	MTD Actual Expenditures	Current + Future Encumbrances	FYTD Remaining Balance	FYTD Percent Exp/Enc
*****TOTAL FOR FUND-SCC 200 9119 (HIGH SCHOOL YEARBOOK FUND):							
18,815.00	4,128.14	22,943.14	13,581.75	7,211.00	4,831.20	4,530.19	80.25
*****TOTAL FOR FUND-SCC 200 9121 (HIGH SCHOOL NATIONAL HONOR SOCIETY):							
2,640.00	0.00	2,640.00	1,796.19	0.00	0.00	843.81	68.04
*****TOTAL FOR FUND-SCC 200 9204 (JUNIOR HIGH STUDENT COUNCIL FUND):							
1,138.00	180.00	1,318.00	426.64	0.00	0.00	891.36	32.37
*****TOTAL FOR FUND-SCC 200 9301 (EASTERN ELEMENTARY STUDENT ACTIVITY FUND):							
1,463.00	0.00	1,463.00	268.85	0.00	0.00	1,194.15	18.38
*****TOTAL FOR FUND-SCC 200 9302 (EASTERN ELEMENTARY ROBOTICS FUND):							
1,410.00	0.00	1,410.00	795.79	0.00	0.00	614.21	56.44
*****TOTAL FOR FUND-SCC 200 9612 (JUNIOR HIGH INFORMED TEENS FUND):							
1,443.00	0.00	1,443.00	22.90	0.00	0.00	1,420.10	1.59
*****TOTAL FOR FUND-SCC 300 9115 (JAZZ BAND):							
386.00	0.00	386.00	338.20	0.00	0.00	47.80	87.62
*****TOTAL FOR FUND-SCC 300 9116 (CHOIR):							
595.00	0.00	595.00	100.25	0.00	0.00	494.75	16.85
*****TOTAL FOR FUND-SCC 300 9206 (JUNIOR HIGH PHYS ED DEPARTMENT FUND):							
3,509.00	0.00	3,509.00	2,506.09	0.00	0.00	1,002.91	71.42
*****TOTAL FOR FUND-SCC 300 9600 (ATHLETIC FUND):							
209,900.00	0.00	209,900.00	204,547.51	4,127.45	2,209.18	3,143.31	98.50

*** NOTE!! ONLY ACTIVE ACCOUNTS HAVE BEEN SELECTED, TOTALS MAY EXCLUDE AMOUNTS THAT ARE RELATED TO INACTIVE ACCOUNTS. ***

LEXINGTON LOCAL SCHOOLS
 Appropriation Account Summary
 SORTED BY FUND-SCC/ACCT

FYTD Appropriated	Prior FY Carryover Encumbrances	FYTD Expendable	FYTD Actual Expenditures	MTD Actual Expenditures	Current + Future Encumbrances	FYTD Remaining Balance	FYTD Percent Exp/Enc
*****TOTAL FOR FUND-SCC 300 9603 (ELEMENTARY MUSIC):							
685.00	0.00	685.00	223.48	0.00	0.00	461.52	32.62
*****TOTAL FOR FUND-SCC 451 9020 (Network Connectivity FY 2020):							
9,000.00	0.00	9,000.00	9,000.00	0.00	0.00	0.00	100.00
*****TOTAL FOR FUND-SCC 467 0000 (STUDENT WELLNESS AND SUCCESS FUND):							
313,072.28	0.00	313,072.28	292,161.40	27,323.66	19,964.28	946.60	99.70
*****TOTAL FOR FUND-SCC 499 9020 (SCHOOL SAFETY GRANT FY20):							
10,607.48	0.00	10,607.48	10,607.48	0.00	0.00	0.00	100.00
*****TOTAL FOR FUND-SCC 507 9021 (ESSER FUNDING FY21):							
221,917.59	0.00	221,917.59	213,871.66	213,871.66	0.00	8,045.93	96.37
*****TOTAL FOR FUND-SCC 516 9019 (IDEA-B SPECIAL EDUCATION FY19):							
25,177.33	13,279.90	38,457.23	38,457.23	0.00	0.00	0.00	100.00
*****TOTAL FOR FUND-SCC 516 9020 (IDEA-B SPECIAL EDUCATION FY20):							
561,991.05	0.00	561,991.05	462,142.09	37,811.13	14,133.53	85,715.43	84.75
*****TOTAL FOR FUND-SCC 572 9019 (TITLE I FY19):							
12,178.78	0.00	12,178.78	12,178.78	0.00	0.00	0.00	100.00
*****TOTAL FOR FUND-SCC 572 9020 (TITLE I FY20):							
291,621.64	0.00	291,621.64	274,856.36	32,692.67	1,187.16	15,578.12	94.66
*****TOTAL FOR FUND-SCC 587 9020 (EARLY CHILDHOOD SPECIAL EDUCATION IDEA FY20):							
28,637.70	0.00	28,637.70	25,803.78	4,266.24	60.00	2,773.92	90.31

*** NOTE!! ONLY ACTIVE ACCOUNTS HAVE BEEN SELECTED, TOTALS MAY EXCLUDE AMOUNTS THAT ARE RELATED TO INACTIVE ACCOUNTS. ***

Date: 07/01/20
Time: 12:41 pm

LEXINGTON LOCAL SCHOOLS
Appropriation Account Summary
SORTED BY FUND-SEC/ACCT

Page: 7
(APPSUM)

FYTD Appropriated	Prior FY Carryover Encumbrances	FYTD Expendable	FYTD Actual Expenditures	MTD Actual Expenditures	Current + Future Encumbrances	FYTD Remaining Balance	FYTD Percent Exp/Enc
*****TOTAL FOR FUND-SEC 590 9020 (TITLE II-A IMPROVING TEACHER QUALITY FY20):							
64,096.08	0.00	64,096.08	64,096.08	369.38-	0.00	0.00	100.00
*****TOTAL FOR FUND-SEC 599 9020 (TITLE IV FY20):							
33,346.75	0.00	33,346.75	24,454.96	0.00	600.00	8,291.79	75.13
*****GRAND TOTALS:							
86,474,740.55	166,909.10	86,641,649.65	80,907,211.09	2,986,157.81	3,249,556.53	2,404,882.03	97.13

*** NOTE!! ONLY ACTIVE ACCOUNTS HAVE BEEN SELECTED, TOTALS MAY EXCLUDE AMOUNTS THAT ARE RELATED TO INACTIVE ACCOUNTS. ***