


LEXINGTON LOCAL SCHOOLS



FINANCIAL REPORT
FOR THE PERIOD ENDING
MARCH 31, 2020

PREPARED BY
JASON WHITESEL, TREASURER

DATE: 04/03/2020
TIME: 12:29

LEXINGTON LOCAL SCHOOLS
CASH RECONCILIATION AS OF 03/31/2020

PAGE: 1
(USAEMSED)

	SUB-TOTALS	TOTALS
	-----	-----
Gross Depository Balances:		
RICHLAND BANK MMA 5719	\$ 3,134,426.40	
RICHLAND BANK SWEEP ACCT 3520	5,130,435.84	
RICHLAND BANK GENERAL ACCT 0580	300,000.00	
RICHLAND BANK ANTHEM SWEEP 3523	1,379,453.56	
RICHLAND BANK EE BENEFITS 3180	0.00	
RICHLAND BANK PAYROLL ACCT 9780	3,164.90	
RICHLAND BANK ATHLETIC ACCT 3280	5,765.00	

Total Depository Balances (Gross)		\$ 9,953,245.70
Adjustments to Bank Balance:		
Cash in Transit to Bank	\$ 46.35	
Outstanding Checks	93,199.43-	
Adjustments	16.66	
Outstanding Vision Payment \$16.66		

Total Adjustments to Bank Balance		93,136.42-
Investments:		
Treasury Bonds and Notes	\$ 32,335,112.25	
Certificate of Deposits	8,518,000.00	
Other Securities	11,721,216.70	
Other Investments:		
Richland Bank MMA (5750)	34,793.53	
RICHLAND BANK MMA (R252)	8,082,788.11	
Richland Bank MMA/Sav (R252)	248,000.00	

Total Investments		60,939,910.59
Cash on Hand:		
Petty Cash:		
TREASURER'S OFFICE	\$ 100.00	
HIGH SCHOOL	50.00	
JUNIOR HIGH SCHOOL	50.00	
EASTERN, CENTRAL, WESTERN	100.00	
Change Cash:		
ATHLETIC CHANGE	\$ 3,000.00	
CAFETERIA CHANGE	333.00	
JUNIOR HIGH SCHOOL	100.00	
Cash with Fiscal Agent	0.00	

Total Cash on Hand		3,733.00

Total Balances		\$ 70,803,752.87
		=====
Total Fund Balance		\$ 70,803,752.87
		=====
Depository Clearance Accounts:		

Total Clearance Account Balances		\$ 0.00

James L. [Signature]

March 01, 2020 through March 31, 2020

Account Name : Lexington Local SD Managing Agency

Account No : 5750

Summary Of Investment Holdings

Quantity	Description			Unit Value	Market Value	Tax Cost	Estimated Ann Inc	Yield To Mkt
Money Markets - Taxable								
34,793.53	Northern Instl Government Select Portfolio			1.0000	34,793.53	34,793.53	128.74	0.37%
Totals					34,793.53	34,793.53	128.74	0.37%
Marketable CDs								
200,000	Alma Bank	1.300%	06/10/2020	100.0645	200,129.00	200,000.00	2,600.00	1.30%
150,000	Community Fin'l Svcs Bk KY	1.500%	08/19/2020	100.1817	150,272.55	150,000.00	2,250.00	1.50%
200,000	Bank Leumi USA NY NY	1.750%	08/25/2020	100.2877	200,575.40	200,000.00	3,500.00	1.74%
248,000	Wells Fargo Bank NA	2.800%	09/14/2020	100.7984	249,980.03	248,000.00	6,944.00	2.78%
200,000	Marlin Business Bank	1.850%	10/13/2020	100.4229	200,845.80	200,000.00	3,700.00	1.84%
175,000	Unison Bank	1.500%	11/25/2020	100.6134	176,073.45	175,000.00	2,625.00	1.49%
200,000	Goldman Sachs Bank USA	1.850%	02/17/2021	100.5863	201,172.60	200,000.00	3,700.00	1.84%
200,000	MB Financial Bank NA	1.400%	03/30/2021	99.9024	199,804.80	200,000.00	2,800.00	1.40%
100,000	BankVista	1.400%	04/06/2021	100.1498	100,149.80	100,000.00	1,400.00	1.40%
200,000	Bank of Santa Clarita CA	1.400%	04/15/2021	100.1509	200,301.80	200,000.00	2,800.00	1.40%
200,000	Stearns Bank NA	1.950%	09/29/2021	100.9635	201,927.00	200,000.00	3,900.00	1.93%
200,000	Citibank NA	3.150%	10/26/2021	102.8577	205,715.40	200,000.00	6,300.00	3.06%
200,000	BMW Bank North America	3.050%	12/28/2021	102.9691	205,938.20	200,000.00	6,100.00	2.96%
100,000	Medallion Bank UT	3.500%	01/10/2022	103.0236	103,023.60	100,000.00	3,500.00	3.40%
150,000	TIAA FSB	2.850%	02/22/2022	102.8229	154,234.35	150,000.00	4,275.00	2.77%
200,000	Bridgewater Bank Bloom MN	1.900%	02/28/2022	101.0562	202,112.40	200,000.00	3,800.00	1.88%
200,000	Continental Bank UT	1.900%	06/22/2022	101.1606	202,321.20	200,000.00	3,800.00	1.88%
200,000	American Express Centurion	2.400%	09/12/2022	102.0536	204,107.20	200,000.00	4,800.00	2.35%
200,000	Discover Bank	2.250%	09/27/2022	102.0826	204,165.20	200,000.00	4,500.00	2.20%
200,000	Sallie Mae Bank SLC UT	2.500%	12/13/2022	102.8544	205,708.80	200,000.00	5,000.00	2.43%
25,000	State Bank of India NY	3.000%	03/06/2023	104.4674	26,116.85	25,000.00	750.00	2.87%
200,000	Comenity Capital Bank	2.700%	04/17/2023	103.7168	207,433.60	200,000.00	5,400.00	2.60%
150,000	Merrick Bank	2.050%	07/12/2023	101.8770	152,815.50	150,000.00	3,075.00	2.01%

March 01, 2020 through March 31, 2020

Account Name : Lexington Local SD Managing Agency

Account No : 5750

Summary Of Investment Holdings

Quantity	Description			Unit Value	Market Value	Tax Cost	Estimated Ann Inc	Yield To Mkt
100,000	Border State Bank	1.100%	03/27/2024	98.4532	98,453.20	100,000.00	1,100.00	1.12%
248,000	Live Oak Banking Company	1.250%	09/13/2024	98.8268	245,090.46	248,000.00	3,100.00	1.26%
<i>Totals</i>					4,498,468.19	4,446,000.00	91,719.00	2.04%
<u>U.S. Govt Agy-Exempt State</u>								
150,000	FFCB	1.690%	02/12/2024	100.7872	151,180.80	150,000.00	2,535.00	1.68%
<i>Totals</i>					151,180.80	150,000.00	2,535.00	1.68%
<u>U.S. Govt Agy-Non-Ex St-Int Only</u>								
300,000	FNMA	1.300%	07/28/2020	100.3276	300,982.79	300,000.00	3,900.00	1.30%
200,000	FHLMC	1.900%	10/30/2023	100.1033	200,206.59	200,000.00	3,800.00	1.90%
150,000	FHLMC	1.625%	02/28/2024	100.2358	150,353.69	150,000.00	2,437.50	1.62%
<i>Totals</i>					651,543.07	650,000.00	10,137.50	1.56%
<i>Grand Total</i>					5,335,985.59	5,280,793.53	104,520.24	1.96%

Gain or Loss amounts and transactions, as shown, may not reflect the amount to be used for income tax purposes.

March 01, 2020 through March 31, 2020

Account Name : Lexington Local SD Bond Acct Man Agcy

Account No : R252

Summary Of Investment Holdings

Quantity	Description		Unit Value	Market Value	Tax Cost	Estimated Ann Inc	Yield To Mkt
<u>Money Markets - Taxable</u>							
8,082,788.11	Northern Instl Government Select Portfolio		1.0000	8,082,788.11	8,082,788.11	29,906.32	0.37%
Totals				8,082,788.11	8,082,788.11	29,906.32	0.37%
<u>Money Markets/Savings - Taxable</u>							
248,000	Park National Bank FDIC Account P250		1.0000	248,000.00	248,000.00	1,016.80	0.41%
Totals				248,000.00	248,000.00	1,016.80	0.41%
<u>Marketable CDs</u>							
248,000	Safra National Bank NY	2.000%	04/15/2020	100.0432	248,107.14	248,000.00	4,960.00 2.00%
238,000	Bank of America	1.950%	04/24/2020	100.0658	238,156.60	238,000.00	4,641.00 1.95%
238,000	Bank of Baroda	2.000%	04/24/2020	100.0691	238,164.46	238,000.00	4,760.00 2.00%
238,000	First National Bank	1.950%	06/25/2020	100.2256	238,536.93	238,000.00	4,641.00 1.95%
238,000	Goldman Sachs Bank USA	1.950%	07/23/2020	100.2914	238,693.53	238,000.00	4,641.00 1.94%
238,000	Morgan Stanley Bank NA	1.950%	07/24/2020	100.2938	238,699.24	238,000.00	4,641.00 1.94%
238,000	MetaBank	1.700%	10/30/2020	100.3671	238,873.70	238,000.00	4,046.00 1.69%
238,000	BMO Harris Bank NA	1.750%	11/02/2020	100.3980	238,947.24	238,000.00	4,165.00 1.74%
238,000	New York Community Bank	1.650%	12/10/2020	100.3877	238,922.73	238,000.00	3,927.00 1.64%
240,000	Bank OZK	1.650%	01/04/2021	100.4068	240,976.32	240,000.00	3,960.00 1.64%
240,000	Bank of India NY	1.650%	01/27/2021	100.4134	240,992.16	240,000.00	3,960.00 1.64%
240,000	ESSA Bank & Trust PA	1.600%	01/28/2021	100.3718	240,892.32	240,000.00	3,840.00 1.59%
240,000	Morgan Stanley PVT Bank	1.700%	01/29/2021	100.4552	241,092.48	240,000.00	4,080.00 1.69%
240,000	TBK Bank SSB	1.650%	01/29/2021	100.4134	240,992.16	240,000.00	3,960.00 1.64%
240,000	First Foundation Bank	1.600%	02/04/2021	100.3712	240,890.88	240,000.00	3,840.00 1.59%
240,000	Hardin County Bank	1.600%	02/05/2021	100.3679	240,882.96	240,000.00	3,840.00 1.59%
240,000	Haven Savings Bank	1.600%	02/12/2021	100.3699	240,887.76	240,000.00	3,840.00 1.59%
Totals				4,084,708.61	4,072,000.00	71,742.00	1.76%

March 01, 2020 through March 31, 2020

Account Name : Lexington Local SD Bond Acct Man Agcy

Account No : R252

Summary Of Investment Holdings

Quantity	Description		Unit Value	Market Value	Tax Cost	Estimated Ann Inc	Yield To Mkt
<u>U.S. Treasury Bills</u>							
15,000,000	US Treasury Bill	07/16/2020	99.9768	14,996,520.00	14,723,270.83	15,896.31	0.11%
8,600,000	US Treas Bill	07/23/2020	99.9745	8,597,807.00	8,538,064.00	8,597.81	0.10%
<i>Totals</i>				23,594,327.00	23,261,334.83	24,494.12	0.10%
<u>U.S. Treasury Bonds</u>							
3,000,000	US Treasury Bond	2.750% 09/30/2020	101.3125	3,039,375.00	3,017,702.42	82,500.00	2.71%
<i>Totals</i>				3,039,375.00	3,017,702.42	82,500.00	2.71%
<u>Commercial Paper - Corporate</u>							
2,950,000	PACCAR Financial Corp Com'l	04/27/2020	99.6183	2,938,738.91	2,938,738.91	45,550.45	1.55%
2,950,000	Prudential Pl Com'l Paper	1.600% 06/02/2020	99.3778	2,931,644.45	2,931,644.45	47,200.00	1.61%
2,950,000	Walt Disney Company Com'l Pa	1.600% 06/25/2020	99.1467	2,924,826.68	2,924,826.67	47,200.00	1.61%
2,950,000	Natl Sec Clearing Cor Com'l	1.600% 07/15/2020	99.1867	2,926,006.68	2,926,006.67	47,200.00	1.61%
<i>Totals</i>				11,721,216.72	11,721,216.70	187,150.45	1.60%
<u>U.S. Govt Agy-Exempt State</u>							
4,500,000	FFCB	1.750% 03/03/2025	100.1183	4,505,321.70	4,506,075.00	78,750.00	1.75%
<i>Totals</i>				4,505,321.70	4,506,075.00	78,750.00	1.75%
<u>U.S. Govt Agy-Non-Ex St-Int Only</u>							
750,000	FHLMC	1.625% 02/28/2024	100.2358	751,768.44	750,000.00	12,187.50	1.62%
<i>Totals</i>				751,768.44	750,000.00	12,187.50	1.62%
<i>Grand Total</i>				56,027,505.58	55,659,117.06	487,747.19	0.87%

Gain or Loss amounts and transactions, as shown, may not reflect the amount to be used for income tax purposes.

LEXINGTON LOCAL SCHOOLS
INVESTMENT REPORT FOR THE MONTH ENDING
MARCH 31, 2020

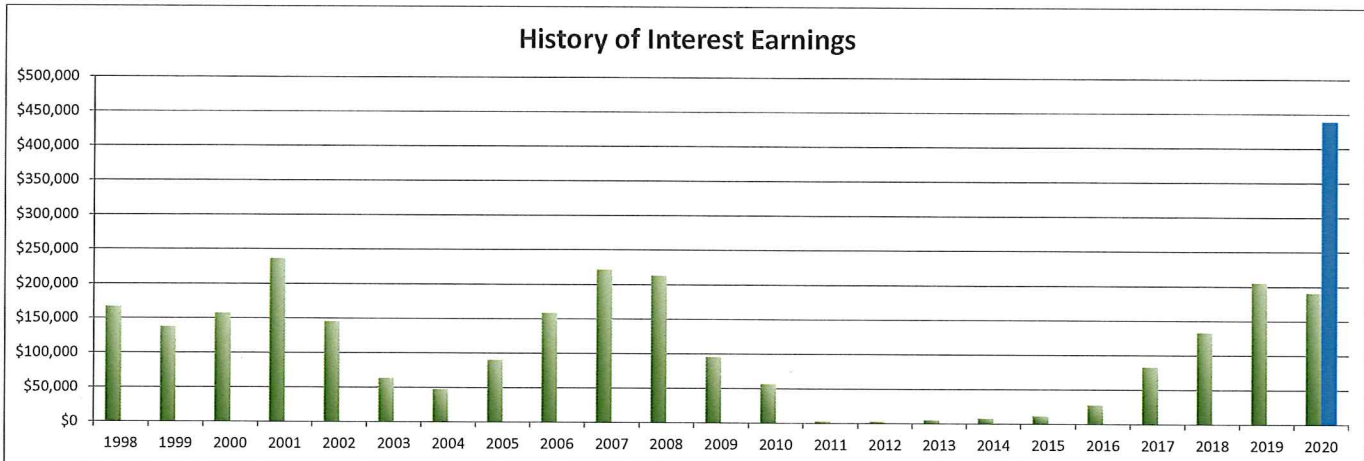
INTEREST EARNED:	THIS MONTH	FISCAL YEAR TO DATE
Richland Bank, General Sweep	\$936.75	\$13,753.95
Richland Bank, General MMA	\$3,065.39	\$78,961.73
Richland Bank, Anthem Sweep	\$1,020.71	\$15,372.66
Star Ohio	\$0.00	\$0.00
CDs, Bonds, and other investments	\$13,753.34	\$83,149.86
TOTAL INTEREST RECEIVED	\$18,776.19	\$191,238.20

INTEREST EARNED (LEX BOND ACCT)	THIS MONTH	FISCAL YEAR TO DATE
Richland Bank, General Sweep	\$0.00	\$0.00
Richland Bank, General MMA	\$0.00	\$0.00
Richland Bank, Anthem Sweep	\$0.00	\$0.00
Star Ohio	\$0.00	\$0.00
CDs, Bonds, and other investments	\$55,399.89	\$439,891.41
TOTAL INTEREST RECEIVED	\$55,399.89	\$439,891.41

History of Interest Earnings	Fiscal Year	Interest Earnings
	1998	\$ 167,057.52
	1999	\$ 138,113.69
	2000	\$ 157,991.72
	2001	\$ 236,839.79
	2002	\$ 146,052.34
	2003	\$ 63,712.36
	2004	\$ 47,970.95
	2005	\$ 90,719.94
	2006	\$ 158,724.51
	2007	\$ 221,998.86
	2008	\$ 213,660.34
	2009	\$ 95,639.63
	2010	\$ 56,860.22
	2011	\$ 3,001.78
	2012	\$ 3,090.00
	2013	\$ 5,758.97
	2014	\$ 8,349.92
	2015	\$ 11,765.22
	2016	\$ 28,300.22
	2017	\$ 83,194.26
	2018	\$ 133,582.49
	2019	\$ 205,588.68
FISCAL Year To Date	2020	\$191,238.20

Lex Bond Acct Interest Earnings	Fiscal Year	Interest Earnings
FISCAL Year To Date	2020	\$439,891.41

Total Interest Earnings 1998 to Present	\$ 2,469,211.61
--	------------------------



Processing Month: March 2020

(FINSUM)

LEXINGTON LOCAL SCHOOLS

Fnd	Sec	Description	Beginning Balance	MTD Revenues	FYTD Revenues	MTD Expenditures	FYTD Expenditures	Current Available Balance
001	0000	GENERAL FUND	9,425,388.56	5,255,383.60	19,977,278.85	2,105,397.50	18,940,928.58	10,461,738.83
001	9412	GENERAL BUDGET RESERVE SE	87,928.97	.00	.00	.00	.00	87,928.97
002	0000	BOND RETIREMENT FUND	1,925.89	864,660.91	4,202,040.65	1,013,051.68	1,428,470.47	2,775,496.07
003	0000	PERMANENT IMPROVEMENT FUN	65,009.60	305,880.17	699,358.61	5,915.93	633,488.41	130,879.80
004	0000	LFI BUILDING FUND	.00	10,862.01	56,556,424.52	.00	45,643,586.91	10,912,837.61
006	0000	FOOD SERVICE FUND	2,391.51	51,537.43	433,336.50	62,886.17	561,120.64	130,175.65
007	9100	LEXINGTON MINUTEMEN ACADE	18,983.37	159.57	112,972.48	.00	8,250.00	123,705.85
007	9800	TERRY McCAMMON SCHOLARSHI	12,770.55	17.33	667.73	.00	.00	13,438.28
010	0000	CLASSROOM FACILITIES CONS	.00	44,537.88	45,353,705.30	.00	607,425.85	44,746,279.45
018	9100	HIGH SCHOOL PRINCIPAL'S F	1,364.37	15.00	5,096.97	213.92	2,785.04	3,676.30
018	9101	HIGH SCHOOL FLOWER FUND	.00	.00	104.00	45.00	45.00	59.00
018	9200	JUNIOR HIGH PRINCIPAL'S F	2,084.24	.00	4,354.00	.00	519.47	5,918.77
018	9300	EASTERN PRINCIPAL'S FUND	5,077.34	5.00	758.31	96.15	4,507.77	1,327.88
018	9301	EASTERN ELEMENTARY BOOKFA	9,119.25	.00	2,248.82	.00	7,496.40	3,871.67
018	9302	EASTERN ELEMENTARY MATH	1,236.52	.00	.00	.00	200.00	1,036.52
018	9303	EASTERN RUN CLUB	206.68	.00	1,135.00	.00	819.85	521.83
018	9400	CENTRAL PRINCIPAL'S FUND	8,832.01	8.00	2,584.08	139.09	1,741.63	9,674.46
018	9401	CENTRAL ELEMENTARY BOOKFA	3,284.84	.00	3,157.50	103.10	1,528.65	4,913.69
018	9402	CENTRAL ELEMENTARY ART	1,941.37	.00	.00	.00	.00	1,941.37
018	9500	WESTERN PRINCIPAL'S FUND	16,890.68	377.44	4,089.11	.00	3,919.38	17,060.41
018	9501	WESTERN ELEMENTARY BOOKFA	2,944.06	.00	3,154.79	.00	3,361.46	2,737.39
018	9503	WESTERN ELEMENTARY ART	1,986.42	.00	.00	.00	.00	1,986.42
018	9901	JUNIOR HIGH TEACHER ADVIS	109.25	.00	.00	.00	.00	109.25
019	9001	ACADEMIC BOOSTERS GRANTS	769.07	.00	.00	.00	.00	769.07
019	9121	CENTRAL ELEMENTARY PTO GR	974.67	10.35	1,222.71	.00	314.75	1,882.63
019	9122	EASTERN ELEMENTARY PTO GR	1,279.64	10.34	1,084.19	.00	1,071.36	1,292.47
019	9123	WESTERN ELEMENTARY PTO GR	1,429.82	10.36	1,084.21	.00	378.92	2,135.11
019	9200	RICHLAND COUNTY FOUNDATIO	200.00	.00	.00	.00	.00	200.00
019	9218	RICH CO FOUND-WRITE STUFF	52.93	.00	.00	.00	.00	52.93
019	9219	RICH CO FOUND-CLASSROOM L	.00	.00	549.52	.00	549.52	.00
019	9220	RICH CO FOUND-LEGS AND B	.00	.00	915.00	.00	859.79	55.21
019	9221	RICH CO FOUND-SCIENCE DIS	.00	.00	1,500.00	.00	1,499.05	.95
019	9301	RICH CO FOUND/SECO ROBOTI	31.72	.00	.00	.00	.00	31.72
019	9302	RICH CO RETIRED TEACHERS	150.00	.00	.00	.00	.00	150.00
022	9601	OHSAA TOURNAMENT AGENCY F	108.42	10,765.00	27,915.00	.00	17,385.82	10,637.60
024	0000	EMPLOYEE BENEFITS FUND FD	1,148,706.99	457,057.25	4,051,397.58	589,262.93	3,820,634.35	1,379,470.22
034	0000	OFCC PROJECT MAINTENANCE	.00	6,438.46	6,438.46	149.61	149.61	6,288.85
200	9101	HIGH SCHOOL ART CLUB	93.76	.00	278.70	.00	.00	372.46
200	9102	HIGH SCHOOL DRAMA CLUB	25,775.03	1,136.00	1,236.00	145.50	2,264.52	24,746.51
200	9103	HIGH SCHOOL MATH CLUB	52.70	.00	.00	.00	.00	52.70
200	9104	HIGH SCHOOL LEADERSHIP CO	754.05	.00	.00	.00	56.94	697.11
200	9105	HIGH SCHOOL FRENCH CLUB	302.37	.00	32.38	.00	.00	334.75
200	9107	HIGH SCHOOL SPANISH CLUB	618.50	.00	.00	.00	50.00	568.50
200	9108	HIGH SCHOOL LEO CLUB	3,286.40	.00	517.49	665.40	1,647.27	2,156.62
200	9114	HIGH SCHOOL STUDENT COUNC	2,958.92	.00	568.00	.00	1,239.97	2,286.95
200	9115	HIGH SCHOOL KEY CLUB	950.98	10.00	2,990.00	.00	2,335.38	1,605.60

FINANCIAL SUMMARY REPORT
Processing Month: March 2020
LEXINGTON LOCAL SCHOOLS

Fnd	Sec	Description	Beginning Balance	MTD Revenues	FYTD Revenues	MTD Expenditures	FYTD Expenditures	Current Available Balance
200	9116	HIGH SCHOOL CHESS CLUB	321.00	.00	.00	.00	.00	321.00
200	9119	HIGH SCHOOL YEARBOOK FUND	49,110.95	60.00	8,645.00	.00	6,370.75	51,385.20
200	9120	HIGH SCHOOL JOURNALISM FU	505.44	.00	.00	.00	.00	505.44
200	9121	HIGH SCHOOL NATIONAL HONO	807.17	.00	1,190.00	648.19	1,796.19	200.98
200	9201	JUNIOR HIGH ART CLUB	541.33	.00	.00	.00	.00	541.33
200	9204	JUNIOR HIGH STUDENT COUNC	1,000.31	.00	1,316.60	.00	426.64	1,890.27
200	9205	JUNIOR HIGH LIBRARY CLUB	77.65	.00	.00	.00	.00	77.65
200	9301	EASTERN ELEMENTARY STUDEN	1,233.78	.00	250.00	.00	268.85	1,214.93
200	9302	EASTERN ELEMENTARY ROBOTI	650.95	.00	720.00	.00	795.79	575.16
200	9611	HIGH SCHOOL INFORMED TEEN	903.63	.00	.00	.00	.00	903.63
200	9612	JUNIOR HIGH INFORMED TEEN	492.74	.00	59.52	.00	22.90	529.36
300	9115	JAZZ BAND	1,850.81	.00	.00	.00	338.20	1,512.61
300	9116	CHOIR	1,085.20	.00	300.00	.00	100.25	1,284.95
300	9206	JUNIOR HIGH PHYS ED DEPAR	3,924.68	.00	1,940.00	.00	2,185.87	3,678.81
300	9210	JR HIGH INSTRUMENTAL	41.03	.00	.00	.00	.00	41.03
300	9600	ATHLETIC FUND	6,471.99	4,125.00	178,787.28	11,538.30	197,017.93	11,758.66-
300	9601	ATHLETIC CAPITAL FUND	39,000.00	13,000.00	26,000.00	.00	.00	65,000.00
300	9602	ORCHESTRA	63.22	.00	.00	.00	.00	63.22
300	9603	ELEMENTARY MUSIC	1,795.57	.00	.00	.00	223.48	1,572.09
300	9605	BAND	232.95	.00	.00	.00	.00	232.95
451	9020	Network Connectivity FY 2	.00	4,500.00	9,000.00	.00	9,000.00	.00
467	0000	STUDENT WELLNESS AND SUCC	.00	.00	313,012.20	29,609.51	200,984.66	112,027.54
499	9020	SCHOOL SAFETY GRANT FY20	.00	.00	10,607.48	2,709.00	10,607.48	.00
516	9019	IDEA-B SPECIAL EDUCATION	40,448.50-	.00	78,905.73	.00	38,457.23	.00
516	9020	IDEA-B SPECIAL EDUCATION	.00	13,408.12	309,410.47	31,337.99	336,209.32	26,798.85-
572	9019	TITLE I FY19	11,341.27-	.00	23,520.05	.00	12,178.78	.00
572	9020	TITLE I FY20	.00	22,946.36	189,588.05	23,278.70	195,975.13	6,387.08-
587	9019	EARLY CHILDHOOD SPECIAL E	7,546.89-	.00	7,546.89	.00	.00	.00
587	9020	EARLY CHILDHOOD SPECIAL E	.00	453.44	9,821.70	3,426.22	13,247.92	3,426.22-
590	9020	TITLE II-A IMPROVING TEAC	.00	7,822.86	52,515.09	7,893.82	55,126.69	2,611.60-
599	9020	TITLE IV FY20	.00	.00	22,640.96	1,575.00	24,215.96	1,575.00-
Grand Total All Funds			10,903,962.17	7,075,197.88	132,705,973.48	3,890,088.71	72,806,182.78	70,803,752.87
Total Invested Funds			.00					

SCHOOL DISTRICT: LEXINGTON LOCAL SCHOOLS

IRN # 049437

COUNTY: RICHLAND

FISCAL YEAR: 2020 MONTH: 03

	MONTHLY ESTIMATE	MONTHLY ACTUAL	MONTHLY DIFFERENCE	FISCAL YTD ESTIMATE	FISCAL YTD ACTUAL	FISCAL YTD DIFFERENCE
REVENUES						
01.010 General Property (Real Estate)	3,665,355	4,213,518	548,163	9,536,984	9,915,959	378,975
01.020 Tangible Personal Property Tax	30,000	47,235	17,235	405,545	437,081	31,536
01.030 Income Tax	0	0	0	0	0	0
01.035 Unrestricted Grants-in-Aid	895,000	872,299	22,701-	8,156,679	8,029,972	126,707-
01.040 Restricted Grants-in-Aid	6,200	6,203	3	55,813	55,828	15
01.045 Restricted Grants-in-Aid - SFSF	0	0	0	0	0	0
01.050 Property Tax Allocation	46,000	0	46,000-	909,708	860,993	48,715-
01.060 All Other Operating Revenue	35,000	116,129	81,129	449,812	593,078	143,266
01.070 Total Revenue	4,677,555	5,255,384	577,829	19,514,541	19,892,911	378,370
OTHER FINANCING SOURCES						
02.010 Proceeds from Sale of Notes	0	0	0	0	0	0
02.020 State Emergency Loans & Advancements (Approved)	0	0	0	0	0	0
02.040 Operating Transfers-In	0	0	0	0	0	0
02.050 Advances-In	0	0	0	0	0	0
02.060 All Other Financing Sources	0	0	0	72,759	84,365	11,606
02.070 Total Other Financing Sources	0	0	0	72,759	84,365	11,606
02.080 Total Revenues and Other Financing Sources	4,677,555	5,255,384	577,829	19,587,300	19,977,276	389,976
EXPENDITURES						
03.010 Personal Services	1,145,000	1,105,885	39,115-	10,162,302	10,035,193	127,109-
03.020 Employees' Retirement/Insurance Benefits	580,000	567,587	12,413-	5,159,087	5,161,456	2,369
03.030 Purchased Services	400,000	353,531	46,469-	3,028,276	2,826,559	201,717-
03.040 Supplies and Materials	50,000	61,666	11,666	704,161	710,001	5,840
03.050 Capital Outlay	2,500	0	2,500-	61,260	44,117	17,143-
03.060 Intergovernmental	0	0	0	0	0	0
04.010 Debt Service: All Principal (Historical)	0	0	0	0	0	0
04.020 Debt Service: Principal - Notes	0	0	0	0	0	0
04.030 Debt Service: Principal - State Loans	0	0	0	0	0	0
04.040 Debt Service: Principal - State Advancements	0	0	0	0	0	0
04.050 Debt Service: Principal - HB 264 Loans	0	0	0	0	0	0
04.055 Debt Service: Principal - Other	0	0	0	0	0	0
04.060 Debt Service: Interest and Fiscal Charges	0	0	0	0	0	0
04.300 Other Objects	25,500	16,729	8,771-	179,108	163,604	15,504-
04.500 Total Expenditures	2,203,000	2,105,398	97,602-	19,294,194	18,940,930	353,264-
OTHER FINANCING USES						
05.010 Operating Transfers - Out	0	0	0	0	0	0
05.020 Advances - Out	0	0	0	0	0	0
05.030 All Other Financing Uses	0	0	0	0	0	0
05.040 Total Other Financing Uses	0	0	0	0	0	0
05.050 Total Expenditure and Other Financing Uses	2,203,000	2,105,398	97,602-	19,294,194	18,940,930	353,264-
06.010 Excess Rev & Oth Financing Sources over (under) Exp &	2,474,555	3,149,986	675,431	293,106	1,036,346	743,240
07.010 Beginning Cash Balance	7,331,869	7,399,678	67,809	9,513,318	9,513,318	0
07.020 Ending Cash Balance	9,806,424	10,549,664	743,240	9,806,424	10,549,664	743,240
08.010 Outstanding Encumbrances	950,000	753,181	196,819-	950,000	753,181	196,819-

SCHOOL DISTRICT: LEXINGTON LOCAL SCHOOLS

IRN # 049437

COUNTY: RICHLAND

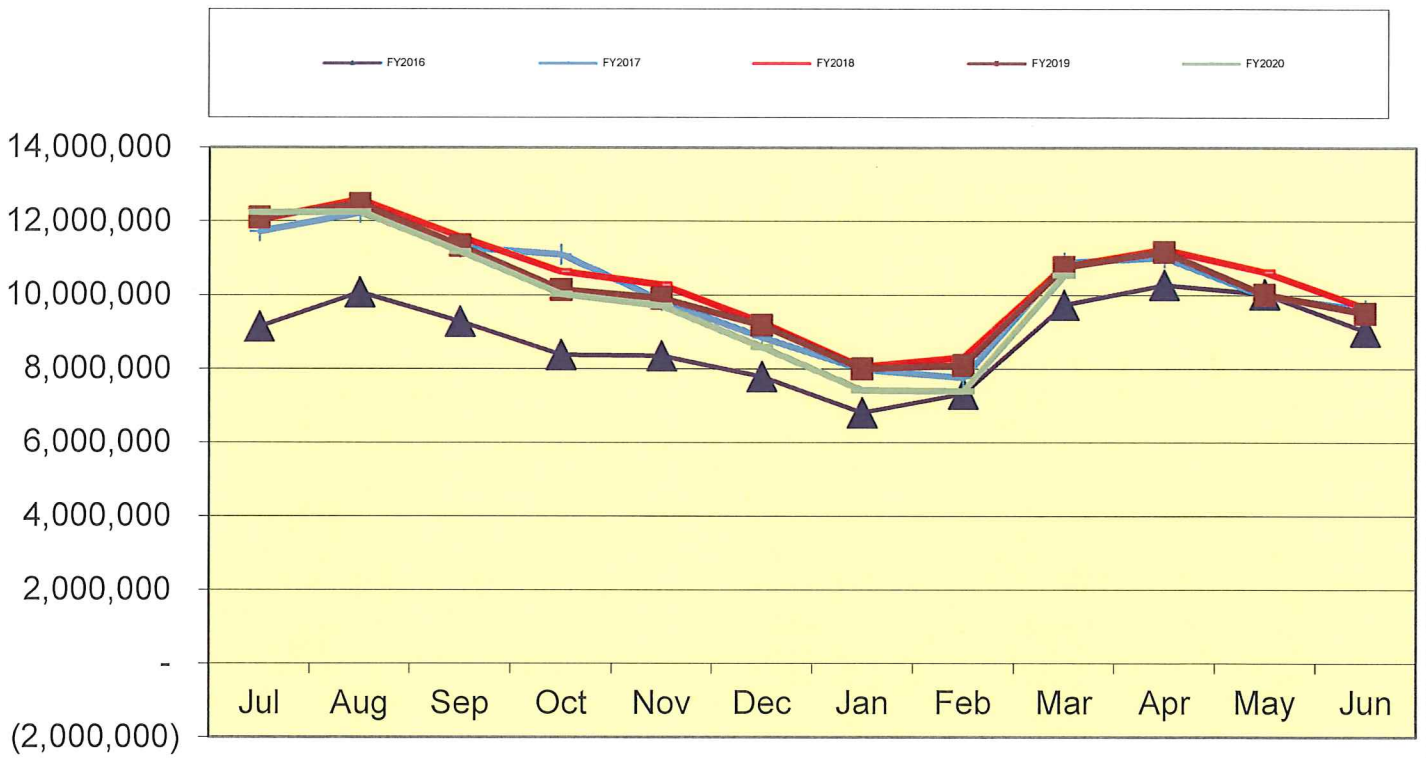
FISCAL YEAR: 2020 QUARTER: 3

	QUARTERLY ESTIMATE	QUARTERLY ACTUAL	QUARTERLY DIFFERENCE	FISCAL YTD ESTIMATE	FISCAL YTD ACTUAL	FISCAL YTD DIFFERENCE
REVENUES						
01.010 General Property (Real Estate)	4,790,355	5,169,330	378,975	9,536,984	9,915,959	378,975
01.020 Tangible Personal Property Tax	30,000	47,235	17,235	405,545	437,081	31,536
01.030 Income Tax	0	0	0	0	0	0
01.035 Unrestricted Grants-in-Aid	2,735,000	2,691,846	43,154-	8,156,679	8,029,972	126,707-
01.040 Restricted Grants-in-Aid	18,600	18,609	9	55,813	55,828	15
01.045 Restricted Grants-in-Aid - SFSF	0	0	0	0	0	0
01.050 Property Tax Allocation	46,000	0	46,000-	909,708	860,993	48,715-
01.060 All Other Operating Revenue	107,000	311,032	204,032	449,812	593,078	143,266
01.070 Total Revenue	7,726,955	8,238,052	511,097	19,514,541	19,892,911	378,370
OTHER FINANCING SOURCES						
02.010 Proceeds from Sale of Notes	0	0	0	0	0	0
02.020 State Emergency Loans & Advancements (Approved)	0	0	0	0	0	0
02.040 Operating Transfers-In	0	0	0	0	0	0
02.050 Advances-In	0	0	0	0	0	0
02.060 All Other Financing Sources	10,000	309	9,691-	72,759	84,365	11,606
02.070 Total Other Financing Sources	10,000	309	9,691-	72,759	84,365	11,606
02.080 Total Revenues and Other Financing Sources	7,736,955	8,238,361	501,406	19,587,300	19,977,276	389,976
EXPENDITURES						
03.010 Personal Services	3,435,000	3,353,501	81,499-	10,162,302	10,035,193	127,109-
03.020 Employees' Retirement/Insurance Benefits	1,740,000	1,707,388	32,612-	5,159,087	5,161,456	2,369
03.030 Purchased Services	1,100,000	1,034,670	65,330-	3,028,276	2,826,559	201,717-
03.040 Supplies and Materials	145,000	159,008	14,008	704,161	710,001	5,840
03.050 Capital Outlay	9,500	357	9,143-	61,260	44,117	17,143-
03.060 Intergovernmental	0	0	0	0	0	0
04.010 Debt Service: All Principal (Historical)	0	0	0	0	0	0
04.020 Debt Service: Principal - Notes	0	0	0	0	0	0
04.030 Debt Service: Principal - State Loans	0	0	0	0	0	0
04.040 Debt Service: Principal - State Advancements	0	0	0	0	0	0
04.050 Debt Service: Principal - HB 264 Loans	0	0	0	0	0	0
04.055 Debt Service: Principal - Other	0	0	0	0	0	0
04.060 Debt Service: Interest and Fiscal Charges	0	0	0	0	0	0
04.300 Other Objects	46,500	30,973	15,527-	179,108	163,604	15,504-
04.500 Total Expenditures	6,476,000	6,285,897	190,103-	19,294,194	18,940,930	353,264-
OTHER FINANCING USES						
05.010 Operating Transfers - Out	0	0	0	0	0	0
05.020 Advances - Out	0	0	0	0	0	0
05.030 All Other Financing Uses	0	0	0	0	0	0
05.040 Total Other Financing Uses	0	0	0	0	0	0
05.050 Total Expenditure and Other Financing Uses	6,476,000	6,285,897	190,103-	19,294,194	18,940,930	353,264-
06.010 Excess Rev & Oth Financing Sources over(under) Exp &	1,260,955	1,952,464	691,509	293,106	1,036,346	743,240
07.010 Beginning Cash Balance	8,545,469	8,597,200	51,731	9,513,318	9,513,318	0
07.020 Ending Cash Balance	9,806,424	10,549,664	743,240	9,806,424	10,549,664	743,240
08.010 Outstanding Encumbrances	950,000	753,181	196,819-	950,000	753,181	196,819-

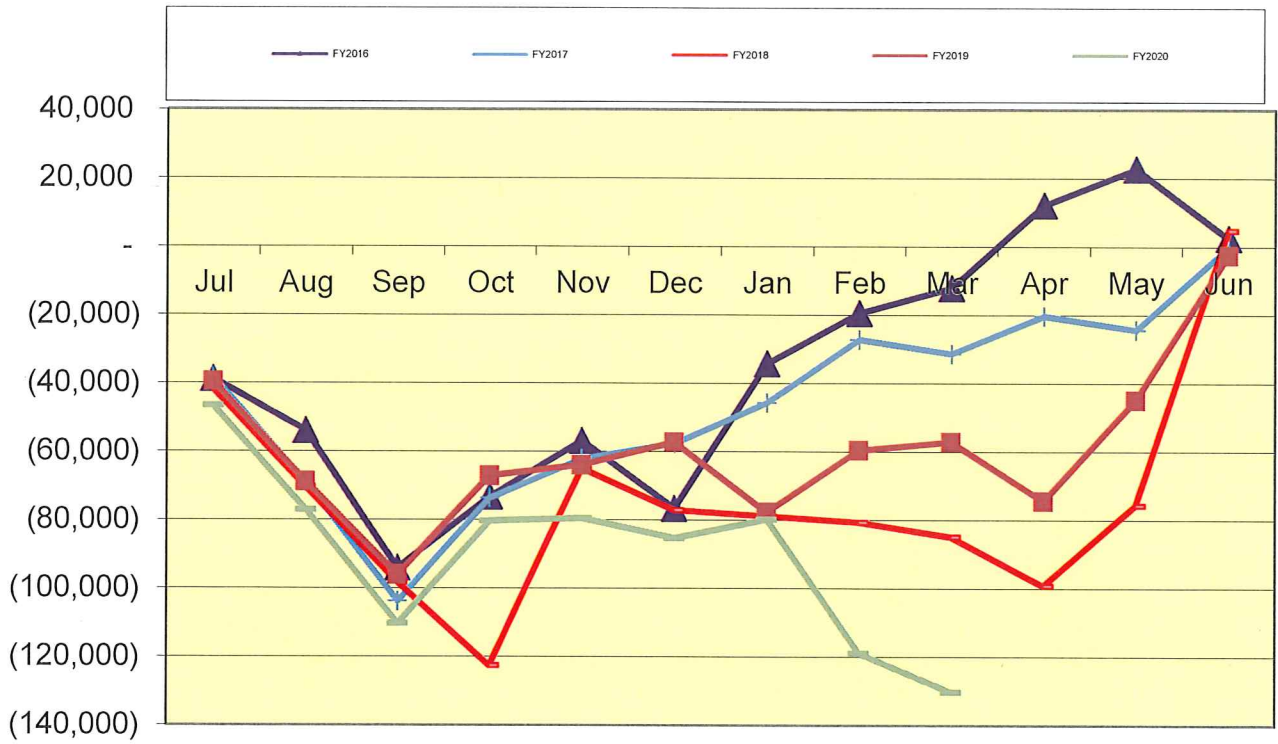
**LEXINGTON LOCAL SCHOOL DISTRICT
GENERAL FUND ONLY 2019-2020
SUMMARY OF RECEIPTS AND EXPENDITURES - FIVE YEAR FORECAST FORMAT**

LINE 7.010	BEGINNING CASH BALANCE		\$ 9,513,318		
	3/31/2020	FISCAL YEAR TO DATE Estimate	FISCAL YEAR TO DATE Actual	VARIANCE Estimate vs. Actual	PERCENT of VARIANCE
REVENUES					
LINE 1.010	Real Estate Tax	\$ 9,536,984	\$ 9,915,959	\$378,975	3.97%
LINE 1.020	Personal Property Tax	\$ 405,545	\$ 437,081	\$31,536	7.78%
LINE 1.030	Income Tax	\$ -	\$ -	\$0	
LINE 1.035	State Funding	\$ 8,156,679	\$ 8,029,972	(\$126,707)	-1.55%
LINE 1.040	Career Tech / Economic Disadv.	\$ 55,813	\$ 55,828	\$15	0.03%
LINE 1.050	Property Tax Allocation	\$ 909,708	\$ 860,993	(\$48,715)	-5.36%
LINE 1.060	Other Operating Revenue	\$ 449,812	\$ 593,078	\$143,266	31.85%
LINE 1.070	TOTAL REVENUE	\$ 19,514,541	\$ 19,892,911	\$378,370	1.94%
LINE 2.01	Proceeds from Notes	\$ -	\$ -	\$0	
LINE 2.04	Transfers In	\$ -	\$ -	\$0	
LINE 2.050	Advances In	\$ -	\$ -	\$0	#DIV/0!
LINE 2.060	Other Financing Sources	\$ 72,759	\$ 84,365	\$11,606	15.95%
LINE 2.070	TOTAL OTHER SOURCES	\$ 72,759	\$ 84,365	\$11,606	15.95%
LINE 2.080	TOTAL REVENUES & Sources	\$ 19,587,300	\$ 19,977,276	\$389,976	1.99%
EXPENSES					
LINE 3.010	Salaries	\$ 10,162,302	\$ 10,035,193	\$127,109	1.25%
LINE 3.020	Retirement and Benefits	\$ 5,159,087	\$ 5,161,456	(\$2,369)	-0.05%
LINE 3.030	Purchased Services	\$ 3,028,276	\$ 2,826,559	\$201,717	6.66%
LINE 3.040	Supplies and Materials	\$ 704,161	\$ 710,001	(\$5,840)	-0.83%
LINE 3.050	Capital Outlay and Equipment	\$ 61,260	\$ 44,117	\$17,143	27.98%
LINE 3.06	INTERGOVERNMENTAL	\$ -	\$ -	\$0	
LINE 4.020	DEBT SERVICE - Notes	\$ -	\$ -	\$0	
LINE 4.060	DEBT SERVICE - Interest charges	\$ -	\$ -	\$0	
LINE 4.300	Other Objects	\$ 179,108	\$ 163,604	\$15,504	8.66%
LINE 4.500	TOTAL EXPENDITURES	\$ 19,294,194	\$ 18,940,930	\$353,264	1.83%
LINE 5.00	TRANSFERS OUT	\$ -	\$ -	\$0	
LINE 5.02	ADVANCES OUT	\$ -	\$ -	\$0	
LINE 5.03	ALL OTHER USES	\$ -	\$ -	\$0	
LINE 5.040	TOTAL OTHER USES	\$ -	\$ -	\$0	
LINE 5.050	TOTAL EXPENDITURES & USES	\$ 19,294,194	\$ 18,940,930	\$353,264	1.83%
		Estimate	Actual	Variance	
LINE 6.010	REVENUES OVER EXPENSES	\$ 293,106	\$ 1,036,346	\$743,240	
LINE 7.020	ENDING CASH BALANCE	\$ 9,806,424	\$ 10,549,664	\$743,240	
	Less Reserves	\$ (87,929)	\$ (87,929)	\$ -	
LINE 8.010	Less Outstanding Encumbrances	\$ (950,000)	\$ (753,181)	\$ 196,819	-20.72%
LINE 15.010	Unreserved Fund Balance	\$ 8,768,495	\$ 9,708,554	\$940,059	10.72%
		Estimate	Actual	Benchmark Yr. End	
	Salaries/Benefits as % of Revenue	78.5%	76.4%	80.1% or below	
	True Days Cash - Calendar Days on which can operate	125	140	90 or above optimal	

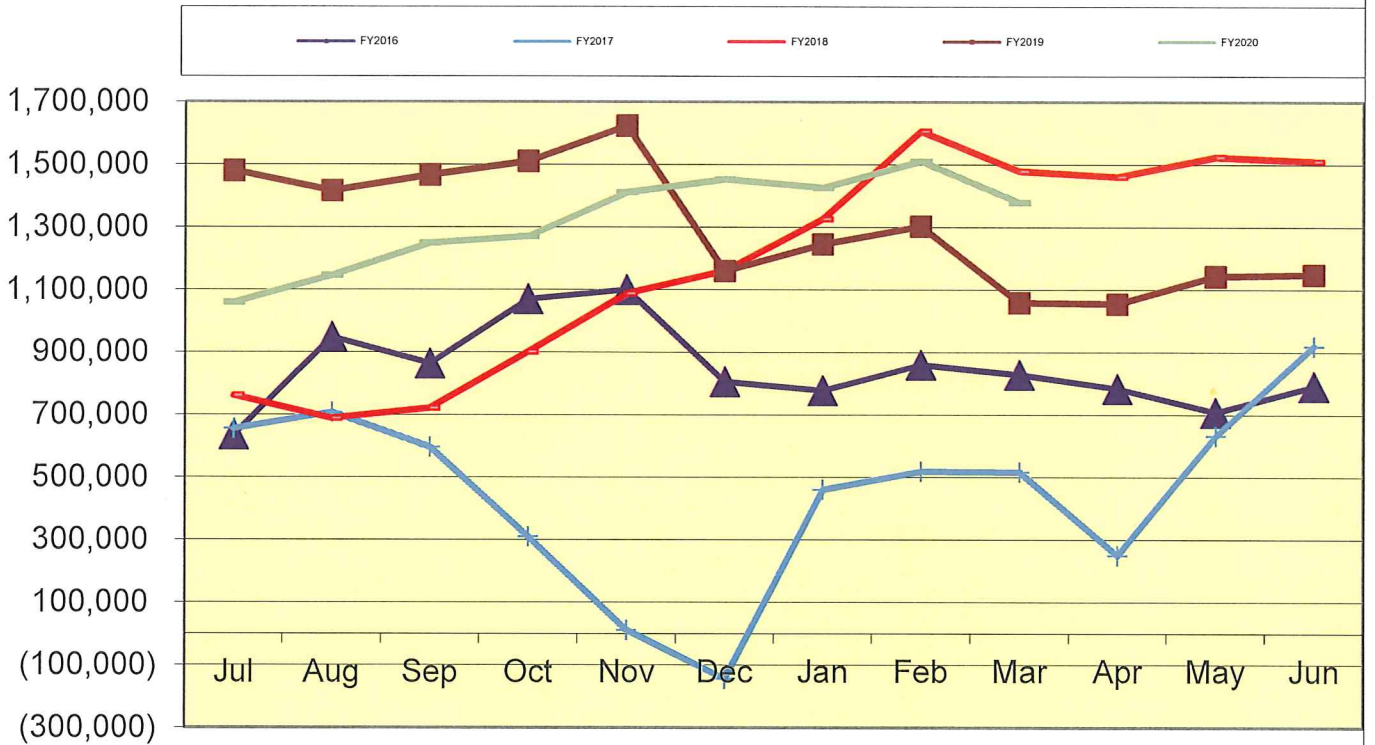
Lexington Local Schools General Fund Cash Balance



Lexington Local Schools Food Service Fund Cash Balance



Lexington Local Schools Employee Benefits Fund Cash Balance



Lexington Local Schools

Permanent Improvement Fund
3/31/2020

	Budgeted Amount	Actual Fiscal Year Expended	Current Encumbrances	Expenses / Encumbrances Over/Under Estimate	Remaining Estimated PI Project Costs
Instruction and Administration					
JH Social Studies Textbooks	\$ 21,000.00	\$ 20,719.58	\$ -	\$280.42	\$0.00
Western Elementary Equipment/Materials	\$ 18,734.00	\$ 18,776.17	\$ -	(\$42.17)	\$0.00
Spanish Textbooks/Materials	\$ 9,152.90	\$ -	\$ -	\$9,152.90	\$9,152.90
HS Art Equipment	\$ 8,237.63	\$ 8,537.55	\$ -	(\$299.92)	\$0.00
JH Robotics Equipment	\$ 8,119.82	\$ 8,119.82	\$ -	\$0.00	\$0.00
HS Instrumental Music Equipment	\$ 2,333.33	\$ 5,041.21	\$ -	(\$2,707.88)	\$0.00
Eastern Tables	\$ 4,328.32	\$ 4,540.20	\$ -	(\$211.88)	\$0.00
HS Protective Gym Flooring	\$ 3,515.20	\$ 3,515.20	\$ -	\$0.00	\$0.00
Eastern PE Equipment	\$ 3,000.00	\$ 3,250.00	\$ -	(\$250.00)	\$0.00
JH PE Equipment	\$ 1,030.54	\$ 1,030.54	\$ -	\$0.00	\$0.00
AudioMeter (Nurse)	\$ 1,043.67	\$ 1,043.67	\$ -	\$0.00	\$0.00
Wilson Foundation Teacher Kits	\$ 2,606.30	\$ -	\$ -	\$2,606.30	\$2,606.30
Eastern Reading Books	\$ 1,289.76	\$ 1,289.76	\$ -	\$0.00	\$0.00
Eastern Social Studies Text Set	\$ 1,085.78	\$ 1,085.78	\$ -	\$0.00	\$0.00
Central Equipment	\$ 790.60	\$ 640.60	\$ -	\$150.00	\$0.00
Eastern Equipment	\$ 259.19	\$ 259.19	\$ -	\$0.00	\$0.00
Central Tables	\$ 748.80	\$ 392.44	\$ 356.36	\$0.00	\$0.00
HS/Central Office Equipment	\$ 1,900.00	\$ 1,900.00	\$ -	\$0.00	\$0.00
Eastern Music Equipment	\$ 122.92	\$ 102.42	\$ 20.50	\$0.00	\$0.00
Central Comprehension Instruction Materials	\$ 118.00	\$ 129.82	\$ -	(\$11.82)	\$0.00
Maintenance					
New Maintenance Truck	\$ 45,435.50	\$ 45,435.50	\$ -	\$0.00	\$0.00
Roof Project Western/Central	\$ 28,345.00	\$ 28,345.00	\$ -	\$0.00	\$0.00
Maintenance Sanitizer Sprayers	\$ 6,039.30	\$ -	\$ 6,039.30	\$0.00	\$0.00
Roof Project Bus Garage	\$ 28,392.00	\$ 28,392.00	\$ -	\$0.00	\$0.00
Transportation					
New mini-buses	\$ 89,400.00	\$ 89,400.00	\$ -	\$0.00	\$0.00
New handicap bus	\$ 86,916.00	\$ 86,762.00	\$ 154.00	\$0.00	\$0.00
Transportation Power Washer	\$ 7,843.06	\$ 7,843.06	\$ -	\$0.00	\$0.00
Transportation Gas Tank	\$ 3,798.00	\$ 3,798.00	\$ -	\$0.00	\$0.00
Technology					
Computers, servers, tech equip., etc.	\$ 200,000.00	\$ 149,899.12	\$ 22,736.74	\$27,364.14	\$27,364.14
Western Tech Equipment	\$ 3,500.00	\$ 3,500.00	\$ -	\$0.00	\$0.00
Eastern Tech Equipment	\$ 5,000.00	\$ 4,919.01	\$ -	\$80.99	\$0.00
Food Service					
Food Service Equipment	\$ 15,816.00	\$ 15,765.98	\$ -	\$50.02	\$0.00
Food Service Washing Machine	\$ 398.00	\$ -	\$ 398.00	\$0.00	\$0.00
Athletics and Student Activities					
HS Athletics Equipment	\$ 21,584.58	\$ 21,428.58	\$ -	\$156.00	\$0.00
HS Marching Band Uniforms	\$ 62,000.00	\$ 61,770.44	\$ -	\$229.56	\$0.00
Fees					
Tax Collection Fees	\$ 14,500.00	\$ 5,855.77	\$ -	\$8,644.23	\$8,644.23
Totals					
	\$ 708,384.20	\$ 633,488.41	\$ 29,704.90	\$45,190.89	\$47,767.57
Total Budgeted	\$ 708,384.20				
Actual Cash Balance 7/1/19	\$ 65,009.60				
Revenues FY20 - Taxes from levy	\$ 699,358.61				
Expenditures FY20	\$ (633,488.41)				
Current Cash Balance	\$130,879.80				
Current Encumbrances	\$ (29,704.90)				
Available Balance	\$101,174.90				
Remaining Estimated Revenues FY20 - Taxes from levy	\$ -				
Less: Remaining Estimated PI Project Costs	(\$47,767.57)				
6/30/20 Estimated Carryover	\$ 53,407.33				

Lexington Local Schools

Food Service Fund 2019-20 vs. 2018-2019 vs. 2017-2018

							Beginning Balance 7/1/18	\$ (2,391)
2019-2020 Through 3/31/20								
<i>Revenues</i>	District-Wide	High School	Junior High	Eastern	Central	Western	Total	
Student Type A, Ezpay, Misc	\$ -	\$ 60,719	\$ 29,289	\$ 33,315	\$ 32,272	\$ 22,788	\$	178,383
Student Break, Milk & A La Carte	\$ -	\$ 29,956	\$ 8,885	\$ 8,119	\$ 5,951	\$ 5,158	\$	58,069
Adult & Misc revenues	\$ 3,625	\$ 3,946	\$ 884	\$ 1,650	\$ 1,260	\$ 1,065	\$	12,430
State Reimb	\$ -	\$ -	\$ -	\$ -	\$ -	\$ -	\$	-
Federal Reimb	\$ -	\$ 40,034	\$ 28,472	\$ 46,098	\$ 41,864	\$ 27,987	\$	184,455
Transfer In	\$ -	\$ -	\$ -	\$ -	\$ -	\$ -	\$	-
Total Revenues	\$ 3,625	\$ 134,655	\$ 67,530	\$ 89,182	\$ 81,347	\$ 56,998	\$	433,337
<i>Expenses</i>								
Wages	\$ 37,073	\$ 83,349	\$ 44,294	\$ 33,939	\$ 26,309	\$ 27,183	\$	252,147
Severance	\$ -	\$ -	\$ -	\$ -	\$ -	\$ -	\$	-
Retirement	\$ 9,002	\$ 14,357	\$ 6,322	\$ 8,990	\$ 4,739	\$ 4,986	\$	48,396
Medical	\$ 20,095	\$ 34,918	\$ 12,276	\$ 26,710	\$ 9,089	\$ -	\$	103,088
Life, Dent, MC, WC	\$ 1,251	\$ 3,092	\$ 2,074	\$ 1,462	\$ 900	\$ 521	\$	9,300
Purch Serv, Repairs, Phone, Post:	\$ 2,454	\$ 5,809	\$ 999	\$ 594	\$ 1,688	\$ 546	\$	12,090
Supplies	\$ 3,582	\$ -	\$ -	\$ -	\$ -	\$ -	\$	3,582
Food Costs	\$ -	\$ 47,282	\$ 23,872	\$ 38,120	\$ 12,266	\$ 10,978	\$	132,518
Equipment	\$ -	\$ -	\$ -	\$ -	\$ -	\$ -	\$	-
Other Costs	\$ -	\$ -	\$ -	\$ -	\$ -	\$ -	\$	-
Total Expenses	\$ 73,457	\$ 188,807	\$ 89,837	\$ 109,815	\$ 54,991	\$ 44,214	\$	561,121
Net Gain (Loss)	\$ (69,832)	\$ (54,152)	\$ (22,307)	\$ (20,633)	\$ 26,356	\$ 12,784	\$	(127,784)
							Ending Cash Balance 3/31/20	\$ (130,175)

							Beginning Balance 7/1/18	\$ 4,848
2018-2019 Through 3/31/19								
<i>Revenues</i>	District-Wide	High School	Junior High	Eastern	Central	Western	Total	
Student Type A, Ezpay, Misc	\$ -	\$ 70,553	\$ 33,383	\$ 35,443	\$ 30,792	\$ 26,079	\$	196,250
Student Break, Milk & A La Carte	\$ -	\$ 37,910	\$ 11,131	\$ 7,458	\$ 5,048	\$ 4,971	\$	66,518
Adult & Misc revenues	\$ 6,886	\$ 3,367	\$ 685	\$ 1,635	\$ 1,291	\$ 1,022	\$	14,886
State Reimb	\$ -	\$ -	\$ -	\$ -	\$ -	\$ -	\$	-
Federal Reimb	\$ -	\$ 42,765	\$ 30,350	\$ 54,029	\$ 34,189	\$ 30,675	\$	192,008
Transfer In	\$ -	\$ -	\$ -	\$ -	\$ -	\$ -	\$	-
Total Revenues	\$ 6,886	\$ 154,595	\$ 75,549	\$ 98,565	\$ 71,320	\$ 62,747	\$	469,662
<i>Expenses</i>								
Wages	\$ 36,346	\$ 82,750	\$ 41,985	\$ 28,753	\$ 26,111	\$ 26,382	\$	242,327
Severance	\$ -	\$ -	\$ -	\$ -	\$ -	\$ -	\$	-
Retirement	\$ 8,723	\$ 14,690	\$ 7,555	\$ 7,573	\$ 5,204	\$ 4,722	\$	48,467
Medical	\$ 19,302	\$ 31,819	\$ 14,584	\$ 23,261	\$ 5,345	\$ -	\$	94,311
Life, Dent, MC, WC	\$ 1,224	\$ 3,113	\$ 1,931	\$ 1,340	\$ 934	\$ 553	\$	9,095
Purch Serv, Repairs, Phone, Post:	\$ 2,650	\$ 839	\$ 709	\$ 472	\$ 472	\$ 595	\$	5,737
Supplies	\$ 3,413	\$ 46,294	\$ 23,643	\$ 37,189	\$ 10,306	\$ 10,696	\$	131,541
Food Costs	\$ -	\$ -	\$ -	\$ -	\$ -	\$ -	\$	-
Equipment	\$ 132	\$ -	\$ -	\$ -	\$ -	\$ -	\$	132
Other Costs	\$ -	\$ -	\$ -	\$ -	\$ -	\$ -	\$	-
Total Expenses	\$ 71,790	\$ 179,505	\$ 90,407	\$ 98,588	\$ 48,372	\$ 42,948	\$	531,610
Net Gain (Loss)	\$ (64,904)	\$ (24,910)	\$ (14,858)	\$ (23)	\$ 22,948	\$ 19,799	\$	(61,948)
							Ending Cash Balance 3/31/19	\$ (57,100)

							Beginning Balance 7/1/17	\$ 13
2017-2018 Through 3/31/18								
<i>Revenues</i>	District-Wide	High School	Junior High	Eastern	Central	Western	Total	
Student Type A, Ezpay, Misc	\$ -	\$ 72,888	\$ 30,292	\$ 35,308	\$ 27,921	\$ 24,365	\$	190,774
Student Break, Milk & A La Carte	\$ -	\$ 41,650	\$ 10,362	\$ 9,556	\$ 3,943	\$ 5,588	\$	71,099
Adult & Misc revenues	\$ 6,476	\$ 3,366	\$ 832	\$ 1,582	\$ 1,246	\$ 1,148	\$	14,650
State Reimb	\$ -	\$ -	\$ -	\$ -	\$ -	\$ -	\$	-
Federal Reimb	\$ -	\$ 45,911	\$ 31,483	\$ 55,437	\$ 39,678	\$ 27,211	\$	199,720
Transfer In	\$ -	\$ -	\$ -	\$ -	\$ -	\$ -	\$	-
Total Revenues	\$ 6,476	\$ 163,815	\$ 72,969	\$ 101,883	\$ 72,788	\$ 58,312	\$	476,243
<i>Expenses</i>								
Wages	\$ 35,744	\$ 88,482	\$ 39,768	\$ 27,216	\$ 25,820	\$ 25,641	\$	242,671
Severance	\$ -	\$ -	\$ -	\$ -	\$ -	\$ -	\$	-
Retirement	\$ 8,567	\$ 17,715	\$ 6,664	\$ 6,244	\$ 6,269	\$ 4,846	\$	50,305
Medical	\$ 20,459	\$ 37,976	\$ 17,993	\$ 24,655	\$ 5,666	\$ -	\$	106,749
Life, Dent, MC, WC	\$ 1,268	\$ 3,307	\$ 1,907	\$ 1,270	\$ 974	\$ 559	\$	9,285
Purch Serv, Repairs, Phone, Post:	\$ 2,940	\$ 1,358	\$ 1,031	\$ 1,121	\$ 923	\$ 493	\$	7,866
Supplies	\$ 3,181	\$ -	\$ -	\$ -	\$ -	\$ -	\$	3,181
Food Costs	\$ -	\$ 56,647	\$ 22,405	\$ 40,247	\$ 11,380	\$ 10,373	\$	141,052
Equipment	\$ -	\$ -	\$ -	\$ -	\$ -	\$ -	\$	-
Other Costs	\$ -	\$ -	\$ -	\$ -	\$ -	\$ -	\$	-
Total Expenses	\$ 72,159	\$ 205,485	\$ 89,768	\$ 100,753	\$ 51,032	\$ 41,912	\$	561,109
Net Gain (Loss)	\$ (65,683)	\$ (41,670)	\$ (16,799)	\$ 1,130	\$ 21,756	\$ 16,400	\$	(84,866)
							Ending Cash Balance 3/31/18	\$ (84,853)

Check#	Check Date	Org Sta	Vendor Paid	Check Amount	Status Date
087508	03/04/2020	W/R	BADERTSCHER, AMANDA	215.00	03/10/2020
087509	03/04/2020	W/R	MAURIC, ANNEMARIE	53.99	03/25/2020
087510	03/04/2020	W/R	AWARDSMITH	323.00	03/10/2020
087511	03/04/2020	W/R	BRICKER & ECKLER LLP	1,201.00	03/10/2020
087512	03/04/2020	W/R	BRIDGEWAY ACADEMY	5,380.00	03/12/2020
087513	03/04/2020	W/R	MORTON, BUCK	499.00	03/16/2020
087514	03/04/2020	W/R	CARDINAL BUS SALES & SERVICE	1,033.87	03/10/2020
087515	03/04/2020	W/R	PASHEILICH, CARLA	1,200.00	03/09/2020
087516	03/04/2020	W/R	CHARLES RITTER CO.	338.68	03/09/2020
087517	03/04/2020	W/R	GLENNON, CHRISTOPHER	125.00	03/09/2020
087518	03/04/2020	W/R	COWLES, CINDY	1,068.48	03/10/2020
087519	03/04/2020	W/R	CLEARWATER SYSTEMS	207.24	03/16/2020
087520	03/04/2020	W/R	EZE RENTAL CENTER	405.00	03/16/2020
087521	03/04/2020	W/R	FORGET-ME-NOT FLOWER SHOP, INC.	45.00	03/11/2020
087522	03/04/2020	W/R	FRONT & CENTER TURF	14,878.26	03/10/2020
087523	03/04/2020	W/R	GLAZIER CLINICS	499.00	03/12/2020
087524	03/04/2020	W/R	ANDERSON, JAMES	125.00	03/10/2020
087525	03/04/2020	W/R	HAYES, JAMES	582.21	03/27/2020
087526	03/04/2020	W/R	WHITESEL, JASON	50.00	03/06/2020
087527	03/04/2020	W/R	MEYERS, JEFF	90.00	03/09/2020
087528	03/04/2020	W/W	BROKAW, JESSICA	65.60	
087529	03/04/2020	W/R	McPEEK, KRISTEN	115.00	03/09/2020
087530	03/04/2020	W/R	LOWE'S HOME CENTER	335.18	03/10/2020
087531	03/04/2020	W/R	NORTH CENTRAL OHIO ESC	1,233.00	03/10/2020
087532	03/04/2020	W/R	NOVA LUNA EDUC & CONSULTING	972.00	03/09/2020
087533	03/04/2020	W/R	HENKELS, PETER	145.50	03/17/2020
087534	03/04/2020	W/R	RUTH, RICHARD A	421.97	03/13/2020
087535	03/04/2020	W/R	LONG, ROGER	100.00	03/10/2020
087536	03/04/2020	W/R	S & P APPLIANCE	641.62	03/16/2020
087537	03/04/2020	W/R	TRANSPORTATION ACCESSORIES CO.	142.84	03/10/2020
087538	03/04/2020	W/R	VERIZON WIRELESS	513.59	03/10/2020
087539	03/04/2020	W/R	WORKS INTERNATIONAL INC	2,709.00	03/12/2020
087540	03/05/2020	W/R	ECONOLOGDE HOTEL	126.14	03/09/2020
087541	03/05/2020	W/R	HILTON GARDEN INN	120.54	03/24/2020
087542	03/05/2020	W/R	OAT & CCC	20.00	03/16/2020
087543	03/05/2020	W/R	OMEA	220.00	03/17/2020
087544	03/09/2020	W/R	ADVANCED TURF SOLUTIONS	2,798.75	03/16/2020
087545	03/09/2020	W/R	NICKLES BAKERY	763.06	03/13/2020
087546	03/09/2020	W/R	ALLIED SUPPLY CO, INC	41.84	03/13/2020
087547	03/09/2020	W/V	COLLEGE BOARD, THE	647.00	03/09/2020
087548	03/09/2020	W/R	BLUESKY DESIGNS	150.00	03/16/2020
087549	03/09/2020	W/W	BALLIETT, CAROLEE	168.53	
087550	03/09/2020	W/R	CLEAR FORK VALLEY LOCAL	361.57	03/12/2020
087551	03/09/2020	W/R	COLES ENERGY, INC.	661.50	03/13/2020
087552	03/09/2020	W/R	CLEVER, CRAIG A	8.00	03/24/2020
087553	03/09/2020	W/R	CULLIGAN QUALITY WATER	37.00	03/17/2020
087554	03/09/2020	W/R	DECKER EQUIPMENT	240.22	03/16/2020
087555	03/09/2020	W/R	SPELLING OUT DYSLEXIA	250.00	03/18/2020
087556	03/09/2020	W/R	F& F BEARING CO. LLC	193.84	03/16/2020
087557	03/09/2020	W/R	G & L SUPPLY CO.	134.94	03/18/2020
087558	03/09/2020	W/R	GRAINGER	2,178.41	03/16/2020
087559	03/09/2020	W/R	HOBART SERVICE	359.56	03/17/2020

Check#	Check Date	Org Sta	Vendor Paid	Check Amount	Status Date
087560	03/09/2020	W/R	ITsavvy	1,101.56	03/17/2020
087561	03/09/2020	W/R	MCFARLAND, JEFF (MICK)	23.00	03/13/2020
087562	03/09/2020	W/R	MEYER, JEFF	263.64	03/19/2020
087563	03/09/2020	W/R	BERRY, JENNIFER	247.98	03/26/2020
087564	03/09/2020	W/R	MENARDS	77.00	03/18/2020
087565	03/09/2020	W/R	MT BUSINESS TECHNOLOGIES, INC.	44.81	03/16/2020
087566	03/09/2020	W/W	OAASFEP	475.00	
087567	03/09/2020	W/R	OAGC CONFERENCE	200.00	03/17/2020
087568	03/09/2020	W/R	QUENCH	39.14	03/17/2020
087569	03/09/2020	W/R	REX PIPE AND SUPPLY CO.	231.69	03/20/2020
087570	03/09/2020	W/R	SCHOOL SPECIALTY INC.	235.92	03/16/2020
087571	03/09/2020	W/R	SIESEL DISTRIBUTING, LLC	2,531.98	03/16/2020
087572	03/09/2020	W/R	STANDARD PLUMBING & HEATING CO	2,958.15	03/16/2020
087573	03/09/2020	W/R	TEAM SPORTS, INC	492.00	03/16/2020
087574	03/09/2020	W/R	OHIO BUREAU OF CRIMINAL IDENT.	583.25	03/16/2020
087575	03/09/2020	W/R	VALLEY SPORTSWEAR & APPAREL LL	665.40	03/13/2020
087576	03/09/2020	W/R	WOLFF BROS. SUPPLY, INC.	457.86	03/16/2020
087577	03/11/2020	W/R	AMAZON.COM/ AMEX	2,748.06	03/17/2020
087578	03/11/2020	W/R	AMERICAN EXPRESS	1,019.99	03/17/2020
087579	03/11/2020	W/R	CARDINAL BUS SALES & SERVICE	383.46	03/17/2020
087580	03/11/2020	W/R	CDW-G	699.93	03/23/2020
087581	03/11/2020	W/R	CLEARWATER SYSTEMS	89.70	03/24/2020
087582	03/11/2020	W/R	COLE DISTRIBUTING	16,319.03	03/17/2020
087583	03/11/2020	W/R	HAYES, JAMES	776.28	03/27/2020
087584	03/11/2020	W/R	KIMBALL MIDWEST	166.98	03/19/2020
087585	03/11/2020	W/R	KROGER COMPANY	154.11	03/16/2020
087586	03/11/2020	W/R	LEXINGTON AUTO PARTS	296.76	03/17/2020
087587	03/11/2020	W/R	MVD SPORTS	96.00	03/20/2020
087588	03/11/2020	W/W	OMEA	288.00	
087589	03/11/2020	W/R	ORIENTAL TRADING COMPANY	242.19	03/17/2020
087590	03/11/2020	W/R	POST MASTER	275.00	03/18/2020
087591	03/11/2020	W/R	THE ESKEN GROUP, LLC	495.00	03/19/2020
087592	03/11/2020	W/R	TRUCK SALES & SERVICE, INC.	143.33	03/17/2020
087593	03/17/2020	W/R	DEGREEN, ALLISON	378.99	03/23/2020
087594	03/17/2020	W/R	AMERICAN FIDELITY	490.00	03/31/2020
087595	03/17/2020	W/R	BRICKER & ECKLER LLP	1,500.00	03/23/2020
087596	03/17/2020	W/R	CHARLES RITTER CO.	401.44	03/24/2020
087597	03/17/2020	W/R	COLE DISTRIBUTING	626.44	03/23/2020
087598	03/17/2020	W/R	DER DUTCHMAN RESTAURANT	87.97	03/25/2020
087599	03/17/2020	W/R	EJ THERAPY	36,643.35	03/27/2020
087600	03/17/2020	W/R	EGGERTON, GENELLE	125.00	03/24/2020
087601	03/17/2020	W/R	GIONINO'S PIZZERIA	224.00	03/24/2020
087602	03/17/2020	W/R	HEALTHCARE BILLING SERVICES	8,843.13	03/20/2020
087603	03/17/2020	W/R	HAYES, JAMES	776.28	03/27/2020
087604	03/17/2020	W/W	WHITESEL, JASON	20.00	
087605	03/17/2020	W/R	LEXINGTON LOCAL SCHOOLS	457.25	03/31/2020
087606	03/17/2020	W/W	SHERMAN, LYNN-NON 1099	7.73	
087607	03/17/2020	W/R	DEVITO, MARSHA	456.25	03/23/2020
087608	03/17/2020	W/R	METRONOME MUSIC STORE	3,093.86	03/24/2020
087609	03/17/2020	W/R	MID-OHIO ED. SERVICE CENTER	30.80	03/20/2020
087610	03/17/2020	W/R	MVD SPORTS	753.10	03/25/2020
087611	03/17/2020	W/R	OHIO DEPART. OF JOB & FAMILY	19.48	03/25/2020

Check#	Check Date	Org Sta	Vendor Paid	Check Amount	Status Date
087612	03/17/2020	W/R	PIONEER MANUFACTURING	756.00	03/20/2020
087613	03/17/2020	W/R	SC STRATEGIC SOLUTIONS LLC	200.08	03/23/2020
087614	03/17/2020	W/R	SHAW & OTT MEDICAL	64.20	03/24/2020
087615	03/17/2020	W/R	SMETZ'S TIRE SERVICE CENTER	2,435.30	03/25/2020
087616	03/17/2020	W/R	SMITHFOODS, INC	2,795.69	03/23/2020
087617	03/17/2020	W/R	THE CENTER FOR INDIVIDUAL &	112.50	03/24/2020
087618	03/17/2020	W/R	TRANSPORTATION ACCESSORIES CO.	223.18	03/24/2020
087619	03/19/2020	W/R	BADERTSCHER, AMANDA	250.00	03/25/2020
087620	03/19/2020	W/R	CDW-G	200.48	03/27/2020
087621	03/19/2020	W/R	CEREBELLUM CORPORATION	192.30	03/27/2020
087622	03/19/2020	W/R	COWLES, CINDY	1,068.48	03/26/2020
087623	03/19/2020	W/R	J & B ACCOUSTICAL	123.55	03/23/2020
087624	03/19/2020	W/R	DURYEA, KAYLA	675.00	03/27/2020
087625	03/19/2020	W/R	MID-OHIO ED. SERVICE CENTER	100.00	03/24/2020
087626	03/19/2020	W/R	O.E. MEYER COMPANY	96.20	03/30/2020
087627	03/19/2020	W/R	PIONEER CTC	37.50	03/24/2020
087628	03/19/2020	W/R	RENHILL GROUP, INC.	14,423.36	03/24/2020
087629	03/19/2020	W/R	WILSON LANGUAGE TRAINING	182.52	03/24/2020
087630	03/19/2020	W/R	COLUMBIA GAS OF OHIO	3,209.39	03/30/2020
087631	03/28/2020	W/W	AMERICAN ELECTRIC POWER	27,849.20	
087632	03/28/2020	W/W	CALVERT LEARNING	1,575.00	
087633	03/28/2020	W/W	CBIZ BENEFITS & INSURANCE	2,750.00	
087634	03/28/2020	W/W	CDW-G	120.92	
087635	03/28/2020	W/W	CenturyLink	835.48	
087636	03/28/2020	W/R	CHARLES RITTER CO.	28.58	03/31/2020
087637	03/28/2020	W/W	COMMERCIAL PARTS & SERVICE	452.88	
087638	03/28/2020	W/W	DIRECT ENERGY BUSINESS MARKETI	5,539.43	
087639	03/28/2020	W/W	SPELLING OUT DYSLEXIA	550.00	
087640	03/28/2020	W/R	EQUIPARTS	487.40	03/31/2020
087641	03/28/2020	W/R	FRIENDLY HOUSE	8,480.00	03/31/2020
087642	03/28/2020	W/W	GRADY ENTERPRISES, INC.	1,106.98	
087643	03/28/2020	W/W	GRAINGER	390.74	
087644	03/28/2020	W/W	HD SUPPLY FACILITIES	187.89	
087645	03/28/2020	W/W	JOSTEN'S	268.00	
087646	03/28/2020	W/R	SCHWECHHEIMER, KATHY	60.89	03/31/2020
087647	03/28/2020	W/W	KELL ACE HARDWARE	73.36	
087648	03/28/2020	W/W	KIMBALL MIDWEST	143.88	
087649	03/28/2020	W/W	LEX LANES	2,300.00	
087650	03/28/2020	W/W	DEVITO, MARSHA	606.25	
087651	03/28/2020	W/W	MENARDS	211.50	
087652	03/28/2020	W/W	NASSP	648.19	
087653	03/28/2020	W/W	ACORN DISTRIBUTORS, INC.	538.46	
087654	03/28/2020	W/R	OHIO.NET INTERNET PROVIDERS	335.19	03/31/2020
087655	03/28/2020	W/W	OHIO HEALTH	103.00	
087656	03/28/2020	W/R	PIONEER MANUFACTURING	173.55	03/31/2020
087657	03/28/2020	W/W	RIVER EDUCATION SERVICES INC	17,145.00	
087658	03/28/2020	W/W	RUMPKE	822.90	
087659	03/28/2020	W/W	SCHOOL HEALTH CORP.	258.33	
087660	03/28/2020	W/W	SHARE CORPORATION	345.28	
087661	03/28/2020	W/W	SIESEL DISTRIBUTING, LLC	3,266.58	
087662	03/28/2020	W/R	STANDARD PLUMBING & HEATING CO	3,105.86	03/31/2020
087663	03/28/2020	W/W	STAPLES	68.92	

Date: 4/03/2020

C H E C K R E G I S T E R
Processing Month: March 2020
LEXINGTON LOCAL SCHOOLS

Page: 4
(CHKREG)

Check#	Check Date	Org Sta	Vendor Paid	Check Amount	Status Date
087664	03/28/2020	W/W	TAYLOR MUSIC	1,055.00	
087665	03/28/2020	W/W	US BANK	3,789.72	
087666	03/28/2020	W/W	UCP OF GREATER CLEVELAND	8,400.00	
087667	03/28/2020	W/W	VERIZON WIRELESS	557.37	
087668	03/28/2020	W/W	WAL-MART DISCOUNT CITIES	110.80	
691471	03/05/2020	C/R	LEXINGTON SCHOOLS - PAYROLL	607,827.91	03/05/2020
691472	03/05/2020	C/R	LEXINGTON SCHOOLS - PAYROLL	1,295.00	03/05/2020
691473	03/20/2020	C/R	LEXINGTON SCHOOLS - PAYROLL	576,790.23	03/05/2020
691474	03/17/2020	M/M	MEMO-S.E.R.S.	2,841.99	
691475	03/17/2020	M/M	MEMO-S.T.R.S.	7,042.27	
691476	03/17/2020	M/M	ZIONS BANCORPORATION, NATIONAL	1,010,478.13	
691477	03/19/2020	M/M	LEXINGTON SCHOOLS - PAYROLL	8,179.83	
691478	03/19/2020	M/M	GORDON FOOD SERVICE	14,294.81	
691479	03/25/2020	M/M	LEXINGTON SCHOOLS - PAYROLL	7,716.25	
691480	03/25/2020	M/M	ANTHEM BENEFIT SERVICES	387,867.69	
691481	03/25/2020	M/M	MEMO-S.E.R.S.	2,854.60	
691482	03/25/2020	M/M	MEMO-S.T.R.S.	7,042.27	
691484	03/28/2020	M/M	MORROW COUNTY AUDITOR	14,571.35	
691485	03/31/2020	M/M	MEMO-MID OHIO ESC	4,611.16	
691486	03/31/2020	M/M	MEMO-S.E.R.S.	45,500.00	
691487	03/31/2020	M/M	MEMO-S.T.R.S.	127,402.00	
Total Checks Issued				\$ 3,083,156.95	

DATE: 04/03/2020
 TIME: 11:48

LEXINGTON LOCAL SCHOOLS
 TRANS. BY FUND/RCPT, ALL FUNDS
 DATES 03/01/2020 THRU 03/31/2020
 SORTED BY TRANSACTION DATE

PAGE: 1
 (RECLE)

TRANS NO	ITEM NO	TRANS DATE	STS	DESCRIPTION OR SOURCE	TI	FUND	RCPT	SPCC	SUBJ	OPU	TRANS AMOUNT
074855	0001	03/17/2020	A	Real Estate Tax - Morrow	03	001	1111	0000	000000	000	223,485.46
074855	0002	03/17/2020	A	Emergency Tax - Morrow	03	001	1111	0000	000000	000	155,482.18
074858	0001	03/19/2020	A	Mobile Home Tax -Morrow	03	001	1111	0000	000000	000	3,935.44
074858	0002	03/19/2020	A	Mobile Home Tax Morrow -Emer	03	001	1111	0000	000000	000	2,646.64
074882	0001	03/20/2020	A	Prop Tax Adv - Richland Genera	03	001	1111	0000	000000	000	2,534,144.00
074882	0002	03/20/2020	A	Prop Tax Adv Richland Emerg	03	001	1111	0000	000000	000	1,293,824.00
RCPT CODE SUB-TOTAL:											4,213,517.72
074855	0006	03/17/2020	A	Pers Prop Tax - Morrow	03	001	1122	0000	000000	000	31,272.86
074855	0007	03/17/2020	A	Pers Prop Tax Emerg - Morrow	03	001	1122	0000	000000	000	15,962.21
RCPT CODE SUB-TOTAL:											47,235.07
074842	0001	03/03/2020	A	Preschool tuition	03	001	1211	0000	000000	500	200.00
074845	0001	03/04/2020	A	Tuition pymt	03	001	1211	0000	000000	000	2,514.72
074846	0001	03/04/2020	A	Preschool tuition	03	001	1211	0000	000000	500	100.00
074850	0001	03/05/2020	A	Preschool tuition	03	001	1211	0000	000000	500	300.00
074859	0001	03/06/2020	A	Preschool Tuition	03	001	1211	0000	000000	500	150.00
074865	0001	03/09/2020	A	Preschool tuition	03	001	1211	0000	000000	500	350.00
074867	0001	03/10/2020	A	Preschool tuition	03	001	1211	0000	000000	500	500.00
RCPT CODE SUB-TOTAL:											4,114.72
074879	0021	03/27/2020	A	JV50 SF-14 Regular Tuition	03	001	1221	0000	000000	000	53,612.81
RCPT CODE SUB-TOTAL:											53,612.81
074879	0023	03/27/2020	A	JVS2 Spec. Ed. Tuition	03	001	1223	0000	000000	000	36,598.04
RCPT CODE SUB-TOTAL:											36,598.04
074854	0015	03/13/2020	A	Open Enrollment Revenue	03	001	1227	0000	000000	000	200.67
074879	0015	03/27/2020	A	Open Enrollment Revenue	03	001	1227	0000	000000	000	200.66
RCPT CODE SUB-TOTAL:											401.33
074898	0001	03/31/2020	A	Richland Bank Interest	03	001	1410	0000	000000	000	17,578.58
RCPT CODE SUB-TOTAL:											17,578.58
074839	0001	03/02/2020	A	Summer FE	03	001	1740	0000	080999	100	100.00
074840	0001	03/02/2020	A	School fees	03	001	1740	0000	000000	100	840.00
074843	0001	03/03/2020	A	School fees	03	001	1740	0000	000000	400	28.00

STATUS (STS) CODES:

A-RECEIPT B-REFUND OF RECEIPT V-VOID REFUND OF RECEIPT X-REDUCTION OF EXPENDITURE
 C-APPROPRIATION OR BUDGET MODIFICATIONS D-EXPENSE/SUPPLIES DISTRIBUTION F-FUND TO FUND TRANSFER

TRANS NO	ITEM NO	TRANS DATE	STS	DESCRIPTION OR SOURCE	TI	FUND	RCPT	SPCC	SUBJ	OPU	TRANS AMOUNT
074849	0001	03/04/2020	A	School fees	03	001	1740	0000	000000	100	67.00
074860	0001	03/06/2020	A	School fees	03	001	1740	0000	000000	400	16.00
074861	0001	03/06/2020	A	School fees	03	001	1740	0000	000000	100	840.00
074864	0001	03/06/2020	A	School fees	03	001	1740	0000	000000	100	145.00
074870	0001	03/11/2020	A	School fees	03	001	1740	0000	000000	400	14.00
074873	0001	03/13/2020	A	Summer Pe	03	001	1740	0000	080999	100	200.00
074892	0001	03/31/2020	A	HS Fees - Pay For It	03	001	1740	0000	000000	100	27.00
074892	0002	03/31/2020	A	Central Fees - Pay For It	03	001	1740	0000	000000	400	30.00
074892	0003	03/31/2020	A	Jr High Fees - Pay For It	03	001	1740	0000	000000	200	14.00
074892	0004	03/31/2020	A	Eastern Fees - Pay For It	03	001	1740	0000	000000	300	120.00
074892	0005	03/31/2020	A	Western Fees - Pay For It	03	001	1740	0000	000000	500	0.00
RCPT CODE SUB-TOTAL:											2,441.00
074851	0001	03/06/2020	A	Bldg rental	03	001	1810	0000	000000	000	393.74
074883	0001	03/26/2020	A	Building rental	03	001	1810	0000	000000	000	333.92
RCPT CODE SUB-TOTAL:											727.66
074854	0001	03/13/2020	A	Opportunity Grant	03	001	3110	0000	000000	000	307,988.05
074854	0002	03/13/2020	A	Targeted Assistance	03	001	3110	0000	000000	000	32,892.64
074854	0003	03/13/2020	A	K-3 Literacy Funding	03	001	3110	0000	000000	000	5,948.56
074854	0005	03/13/2020	A	Limited English Prof Funding	03	001	3110	0000	000000	000	122.71
074854	0006	03/13/2020	A	Gifted Education Funding	03	001	3110	0000	000000	000	5,092.68
074854	0007	03/13/2020	A	Transportation	03	001	3110	0000	000000	000	22,763.69
074854	0008	03/13/2020	A	Special Education Funding	03	001	3110	0000	000000	000	50,084.00
074854	0009	03/13/2020	A	Graduation Bonus	03	001	3110	0000	000000	000	1,658.97
074854	0010	03/13/2020	A	Third Grade Reading Bonus	03	001	3110	0000	000000	000	994.42
074854	0012	03/13/2020	A	Enrollment Growth Supplement	03	001	3110	0000	000000	000	145.52
074854	0013	03/13/2020	A	Preschool Special Educ Funding	03	001	3110	0000	000000	000	7,567.91
074854	0014	03/13/2020	A	Special Educ Transportation	03	001	3110	0000	000000	000	2,601.14
074854	0024	03/13/2020	A	JV02 FY2019 Final #2 Adjust	03	001	3110	0000	000000	000	1,637.13-
074879	0001	03/27/2020	A	Opportunity Grant	03	001	3110	0000	000000	000	307,988.04
074879	0002	03/27/2020	A	Targeted Assistance	03	001	3110	0000	000000	000	32,892.64
074879	0003	03/27/2020	A	K-3 Literacy Funding	03	001	3110	0000	000000	000	5,948.56
074879	0005	03/27/2020	A	Limited English Prof Funding	03	001	3110	0000	000000	000	122.71
074879	0006	03/27/2020	A	Gifted Education Funding	03	001	3110	0000	000000	000	5,092.68
074879	0007	03/27/2020	A	Transportation	03	001	3110	0000	000000	000	22,763.69
074879	0008	03/27/2020	A	Special Education Funding	03	001	3110	0000	000000	000	50,084.00
074879	0009	03/27/2020	A	Graduation Bonus	03	001	3110	0000	000000	000	1,658.97
074879	0010	03/27/2020	A	Third Grade Reading Bonus	03	001	3110	0000	000000	000	994.42
074879	0012	03/27/2020	A	Enrollment Growth Supplement	03	001	3110	0000	000000	000	145.52
074879	0013	03/27/2020	A	Preschool Special Educ Funding	03	001	3110	0000	000000	000	7,420.18
074879	0014	03/27/2020	A	Special Educ Transportation	03	001	3110	0000	000000	000	2,601.15

STATUS (STS) CODES:

A-RECEIPT B-REFUND OF RECEIPT V-VOID REFUND OF RECEIPT X-REDUCTION OF EXPENDITURE
 C-APPROPRIATION OR BUDGET MODIFICATIONS D-EXPENSE/SUPPLIES DISTRIBUTION F-FUND TO FUND TRANSFER

DATE: 04/03/2020
 TIME: 11:48

LEXINGTON LOCAL SCHOOLS
 TRANS. BY FUND/RCPT, ALL FUNDS
 DATES 03/01/2020 THRU 03/31/2020
 SORTED BY TRANSACTION DATE

PAGE: 3
 (RECLD)

TRANS NO	ITEM NO	TRANS DATE	STS	DESCRIPTION OR SOURCE	TI	FUND	RCPT	SPCC	SUBJ	OPU	TRANS AMOUNT
074879	0026	03/27/2020	A	JV02 FY2019 Final #2 Adjust	03	001	3110	0000	000000	000	1,637.13-
RCPT CODE SUB-TOTAL:											872,298.59
074854	0004	03/13/2020	A	Economic Disadvanted Funding	03	001	3211	0000	000000	000	2,384.00
074879	0004	03/27/2020	A	Economic Disadvanted Funding	03	001	3211	0000	000000	000	2,384.00
RCPT CODE SUB-TOTAL:											4,768.00
074854	0011	03/13/2020	A	Career Tech Education Funding	03	001	3219	0000	000000	000	717.70
074879	0011	03/27/2020	A	Career Tech Education Funding	03	001	3219	0000	000000	000	717.70
RCPT CODE SUB-TOTAL:											1,435.40
074877	0001	03/19/2020	A	MEDICAID Recd	03	001	3300	0000	000000	000	217.37
074880	0001	03/31/2020	A	MEDICAID Recd - 3/26/20	03	001	3300	0000	000000	000	437.31
RCPT CODE SUB-TOTAL:											654.68
FUND CODE SUB-TOTAL:											5,255,383.60
074855	0003	03/17/2020	A	Bond Ret Tax - Morrow	03	002	1111	0000	000000	000	99,854.13
074858	0003	03/19/2020	A	MH Tax Morrow - Bond Ret	03	002	1111	0000	000000	000	1,548.37
074882	0003	03/20/2020	A	Prop Tax Adv Richland Bond Ret	03	002	1111	0000	000000	000	753,920.00
RCPT CODE SUB-TOTAL:											855,322.50
074855	0008	03/17/2020	A	Pers Prop Tax Bond Ret - Morro	03	002	1122	0000	000000	000	9,338.41
RCPT CODE SUB-TOTAL:											9,338.41
FUND CODE SUB-TOTAL:											864,660.91
074855	0004	03/17/2020	A	Permanent Improv Tax - Morrow	03	003	1111	0000	000000	000	20,484.86
074858	0004	03/19/2020	A	Mobile Home Tax-Morrow PI	03	003	1111	0000	000000	000	351.45
074882	0004	03/20/2020	A	Prop Tax Adv Richland Perm Imp	03	003	1111	0000	000000	000	282,112.00
RCPT CODE SUB-TOTAL:											302,948.31
074855	0009	03/17/2020	A	Pers Prop Tax PI - Morrow	03	003	1122	0000	000000	000	2,931.86
RCPT CODE SUB-TOTAL:											2,931.86
FUND CODE SUB-TOTAL:											305,880.17

STATUS (STS) CODES:

A-RECEIPT B-REFUND OF RECEIPT V-VOID REFUND OF RECEIPT X-REDUCTION OF EXPENDITURE
 C-APPROPRIATION OR BUDGET MODIFICATIONS D-EXPENSE/SUPPLIES DISTRIBUTION F-FUND TO FUND TRANSFER

12

DATE: 04/03/2020
TIME: 11:48

LEXINGTON LOCAL SCHOOLS
TRANS. BY FUND/RCPT, ALL FUNDS
DATES 03/01/2020 THRU 03/31/2020
SORTED BY TRANSACTION DATE

PAGE: 4
(RECLD)

TRANS NO	ITEM NO	TRANS DATE	STS	DESCRIPTION OR SOURCE	TI	FUND	RCPT	SPCC	SUBJ	QPU	TRANS AMOUNT	
074898	0006	03/31/2020	A	LFI Fund	03	004	1410	0000	000000	000	10,862.01	
											RCPT CODE SUB-TOTAL:	10,862.01
											FUND CODE SUB-TOTAL:	10,862.01
074898	0004	03/31/2020	A	Richland Bank Interest	03	006	1410	0000	000000	000	0.00	
											RCPT CODE SUB-TOTAL:	0.00
074853	0026	03/06/2020	A	HS Breakfast	03	006	1511	0000	000000	100	28.95	
074853	0027	03/06/2020	A	Jr. Hi Breakfast	03	006	1511	0000	000000	200	15.00	
074853	0028	03/06/2020	A	Eastern Breakfast	03	006	1511	0000	000000	300	45.30	
074853	0029	03/06/2020	A	Central Breakfast	03	006	1511	0000	000000	400	73.70	
074853	0030	03/06/2020	A	Western Breakfast	03	006	1511	0000	000000	500	81.70	
074881	0026	03/31/2020	A	HS Breakfast	03	006	1511	0000	000000	100	28.45	
074881	0027	03/31/2020	A	Jr. Hi Breakfast	03	006	1511	0000	000000	200	7.50	
074881	0028	03/31/2020	A	Eastern Breakfast	03	006	1511	0000	000000	300	40.20	
074881	0029	03/31/2020	A	Central Breakfast	03	006	1511	0000	000000	400	40.80	
074881	0030	03/31/2020	A	Western Breakfast	03	006	1511	0000	000000	500	57.35	
											RCPT CODE SUB-TOTAL:	418.95
074853	0001	03/06/2020	A	HS Stu. Type A	03	006	1512	0000	000000	100	2,305.15	
074853	0005	03/06/2020	A	HS RDA Stu. Type A	03	006	1512	0000	000000	100	1,521.72-	
074853	0006	03/06/2020	A	Jr Hi Stu. Type A	03	006	1512	0000	000000	200	1,149.25	
074853	0010	03/06/2020	A	Jr. Hi RDA Stu Type A	03	006	1512	0000	000000	200	1,092.70-	
074853	0011	03/06/2020	A	Eastern Stu. Type A	03	006	1512	0000	000000	300	1,247.85	
074853	0015	03/06/2020	A	Eastern RDA Stu. Type A	03	006	1512	0000	000000	300	791.74-	
074853	0016	03/06/2020	A	Central Stu. Type A	03	006	1512	0000	000000	400	1,286.20	
074853	0020	03/06/2020	A	Central RDA Stu. Type A	03	006	1512	0000	000000	400	953.27-	
074853	0021	03/06/2020	A	Western Stu. Type A	03	006	1512	0000	000000	500	794.85	
074853	0025	03/06/2020	A	Western RDA Stu. Type A	03	006	1512	0000	000000	500	813.20-	
074881	0001	03/31/2020	A	HS Stu. Type A	03	006	1512	0000	000000	100	1,871.00	
074881	0005	03/31/2020	A	HS RDA Stu. Type A	03	006	1512	0000	000000	100	1,569.20-	
074881	0006	03/31/2020	A	Jr Hi Stu. Type A	03	006	1512	0000	000000	200	834.20	
074881	0010	03/31/2020	A	Jr. Hi RDA Stu Type A	03	006	1512	0000	000000	200	677.79-	
074881	0011	03/31/2020	A	Eastern Stu. Type A	03	006	1512	0000	000000	300	1,095.70	
074881	0015	03/31/2020	A	Eastern RDA Stu. Type A	03	006	1512	0000	000000	300	741.35-	
074881	0016	03/31/2020	A	Central Stu. Type A	03	006	1512	0000	000000	400	1,002.85	
074881	0020	03/31/2020	A	Central RDA Stu. Type A	03	006	1512	0000	000000	400	731.71-	
074881	0021	03/31/2020	A	Western Stu. Type A	03	006	1512	0000	000000	500	611.30	
074881	0025	03/31/2020	A	Western RDA Stu. Type A	03	006	1512	0000	000000	500	393.67-	

STATUS (STS) CODES:

A-RECEIPT B-REFUND OF RECEIPT V-VOID REFUND OF RECEIPT X-REDUCTION OF EXPENDITURE
C-APPROPRIATION OR BUDGET MODIFICATIONS D-EXPENSE/SUPPLIES DISTRIBUTION F-FUND TO FUND TRANSFER

DATE: 04/03/2020
TIME: 11:48

LEXINGTON LOCAL SCHOOLS
TRANS. BY FUND/RCPT, ALL FUNDS
DATES 03/01/2020 THRU 03/31/2020
SORTED BY TRANSACTION DATE

PAGE: 5
(RECLE)

TRANS NO	ITEM NO	TRANS DATE	STS	DESCRIPTION OR SOURCE	TI	FUND	RCPT	SPCC	SUBJ	OPU	TRANS AMOUNT
074892	0006	03/31/2020	A	HS Lunch - Pay For It	03	006	1512	0000	000000	100	3,024.10
074892	0007	03/31/2020	A	Jr High Lunch - Pay For It	03	006	1512	0000	000000	200	1,476.05
074892	0008	03/31/2020	A	Eastern Lunch - Pay For It	03	006	1512	0000	000000	300	1,388.05
074892	0009	03/31/2020	A	Central Lunch - Pay For It	03	006	1512	0000	000000	400	1,476.60
074892	0010	03/31/2020	A	Western Lunch - Pay For It	03	006	1512	0000	000000	500	938.25
RCPT CODE SUB-TOTAL:											11,215.05
074853	0003	03/06/2020	A	HS Stu. ALa Carte	03	006	1513	0000	000000	100	1,216.95
074853	0008	03/06/2020	A	Jr. Hi Stu. Ala Carte	03	006	1513	0000	000000	200	358.45
074853	0013	03/06/2020	A	Eastern Stu. Ala Carte	03	006	1513	0000	000000	300	268.65
074853	0018	03/06/2020	A	Central Stu. Ala Carte	03	006	1513	0000	000000	400	187.50
074853	0023	03/06/2020	A	Western Stu. Ala Carte	03	006	1513	0000	000000	500	131.25
074881	0003	03/31/2020	A	HS Stu. ALa Carte	03	006	1513	0000	000000	100	974.75
074881	0008	03/31/2020	A	Jr. Hi Stu. Ala Carte	03	006	1513	0000	000000	200	325.35
074881	0013	03/31/2020	A	Eastern Stu. Ala Carte	03	006	1513	0000	000000	300	265.70
074881	0018	03/31/2020	A	Central Stu. Ala Carte	03	006	1513	0000	000000	400	147.25
074881	0023	03/31/2020	A	Western Stu. Ala Carte	03	006	1513	0000	000000	500	122.25
RCPT CODE SUB-TOTAL:											3,998.10
074853	0002	03/06/2020	A	HS Stu. Milk	03	006	1514	0000	000000	100	14.50
074853	0007	03/06/2020	A	Jr. Hi. Stu Milk	03	006	1514	0000	000000	200	7.00
074853	0012	03/06/2020	A	Eastern Stu. Milk	03	006	1514	0000	000000	300	7.00
074853	0017	03/06/2020	A	Central Stu. Milk	03	006	1514	0000	000000	400	12.00
074853	0022	03/06/2020	A	Western Stu. Milk	03	006	1514	0000	000000	500	18.50
074881	0002	03/31/2020	A	HS Stu. Milk	03	006	1514	0000	000000	100	12.50
074881	0007	03/31/2020	A	Jr. Hi. Stu Milk	03	006	1514	0000	000000	200	4.00
074881	0012	03/31/2020	A	Eastern Stu. Milk	03	006	1514	0000	000000	300	3.00
074881	0017	03/31/2020	A	Central Stu. Milk	03	006	1514	0000	000000	400	8.00
074881	0022	03/31/2020	A	Western Stu. Milk	03	006	1514	0000	000000	500	12.50
RCPT CODE SUB-TOTAL:											99.00
074853	0004	03/06/2020	A	HS Adult Ala Carte	03	006	1523	0000	000000	100	150.75
074853	0009	03/06/2020	A	Jr. Hi Adult Ala Carte	03	006	1523	0000	000000	200	31.00
074853	0014	03/06/2020	A	Eastern Adult Ala Carte	03	006	1523	0000	000000	300	96.30
074853	0019	03/06/2020	A	Central Adult Ala Carte	03	006	1523	0000	000000	400	39.00
074853	0024	03/06/2020	A	Western Adult Ala Carte	03	006	1523	0000	000000	500	12.00
074881	0004	03/31/2020	A	HS Adult Ala Carte	03	006	1523	0000	000000	100	109.80
074881	0009	03/31/2020	A	Jr. Hi Adult Ala Carte	03	006	1523	0000	000000	200	25.50
074881	0014	03/31/2020	A	Eastern Adult Ala Carte	03	006	1523	0000	000000	300	49.25
074881	0019	03/31/2020	A	Central Adult Ala Carte	03	006	1523	0000	000000	400	13.75
074881	0024	03/31/2020	A	Western Adult Ala Carte	03	006	1523	0000	000000	500	17.75

STATUS (STS) CODES:

A-RECEIPT B-REFUND OF RECEIPT V-VOID REFUND OF RECEIPT X-REDUCTION OF EXPENDITURE
C-APPROPRIATION OR BUDGET MODIFICATIONS D-EXPENSE/SUPPLIES DISTRIBUTION F-FUND TO FUND TRANSFER

DATE: 04/03/2020
 TIME: 11:48

LEXINGTON LOCAL SCHOOLS
 TRANS. BY FUND/RCPT, ALL FUNDS
 DATES 03/01/2020 THRU 03/31/2020
 SORTED BY TRANSACTION DATE

PAGE: 6
 (RECLED)

TRANS NO	ITEM NO	TRANS DATE	STS	DESCRIPTION OR SOURCE	TI	FUND	RCPT	SPCC	SUBJ	OPU	TRANS AMOUNT	
											RCPT CODE SUB-TOTAL:	545.10
074893	0001	03/31/2020	A	Preschool snacks	03	006	1890	0000	000000	000		457.25
											RCPT CODE SUB-TOTAL:	457.25
074836	0001	03/03/2020	A	Federal Reimb Lunch High	03	006	4120	0000	000000	100		7,074.40
074836	0002	03/03/2020	A	Federal Reimb Lunch Jr High	03	006	4120	0000	000000	200		5,100.88
074836	0003	03/03/2020	A	Federal Reimb Lunch Central	03	006	4120	0000	000000	400		6,390.74
074836	0004	03/03/2020	A	Federal Reimb Lunch East	03	006	4120	0000	000000	300		7,753.51
074836	0005	03/03/2020	A	Federal Reimb Lunch Western	03	006	4120	0000	000000	500		4,219.92
074836	0006	03/03/2020	A	Fed Reimb Breakfast - High	03	006	4120	0000	000000	100		464.33
074836	0007	03/03/2020	A	Federal Reimb Breakfast - Jr H	03	006	4120	0000	000000	200		163.02
074836	0008	03/03/2020	A	Federal Reimb Break - Central	03	006	4120	0000	000000	400		999.24
074836	0009	03/03/2020	A	Federal Reimb Break - East	03	006	4120	0000	000000	300		1,608.15
074836	0010	03/03/2020	A	Federal Reimb Break - Western	03	006	4120	0000	000000	500		980.07
074836	0011	03/03/2020	A	Preschool Milk - Western	03	006	4120	1280	000000	500		49.72
											RCPT CODE SUB-TOTAL:	34,803.98
											FUND CODE SUB-TOTAL:	51,537.43
074898	0005	03/31/2020	A	Richland Bank Int - Minutemen	03	007	1410	9100	000000	000		159.57
											RCPT CODE SUB-TOTAL:	159.57
											FUND CODE SUB-TOTAL:	159.57
074898	0003	03/31/2020	A	Richland Bank Int - McCammon	03	007	1410	9800	000000	000		17.33
											RCPT CODE SUB-TOTAL:	17.33
											FUND CODE SUB-TOTAL:	17.33
074898	0007	03/31/2020	A	Classroom Facilities Fund	03	010	1410	0000	000000	000		44,537.88
											RCPT CODE SUB-TOTAL:	44,537.88
											FUND CODE SUB-TOTAL:	44,537.88

STATUS (STS) CODES:

A-RECEIPT B-REFUND OF RECEIPT V-VOID REFUND OF RECEIPT X-REDUCTION OF EXPENDITURE
 C-APPROPRIATION OR BUDGET MODIFICATIONS D-EXPENSE/SUPPLIES DISTRIBUTION F-FUND TO FUND TRANSFER

DATE: 04/03/2020
 TIME: 11:48

LEXINGTON LOCAL SCHOOLS
 TRANS. BY FUND/RCPT, ALL FUNDS
 DATES 03/01/2020 THRU 03/31/2020
 SORTED BY TRANSACTION DATE

PAGE: 7
 (RECLED)

TRANS NO	ITEM NO	TRANS DATE	STS	DESCRIPTION OR SOURCE	TI	FUND	RCPT	SPCC	SUBJ	OPU	TRANS AMOUNT
074885	0002	03/26/2020	A	Merchant Services Payment	03	018	1690	9100	000000	000	15.00
											RCPT CODE SUB-TOTAL: 15.00
											FUND CODE SUB-TOTAL: 15.00
074868	0001	03/10/2020	A	Recorder	03	018	1630	9300	000000	000	5.00
											RCPT CODE SUB-TOTAL: 5.00
											FUND CODE SUB-TOTAL: 5.00
074843	0002	03/03/2020	A	School fees princ acct	03	018	1630	9400	000000	000	2.00
074860	0002	03/06/2020	A	School fees princ acct	03	018	1630	9400	000000	000	2.00
074870	0002	03/11/2020	A	school fees princ acct	03	018	1630	9400	000000	000	4.00
											RCPT CODE SUB-TOTAL: 8.00
											FUND CODE SUB-TOTAL: 8.00
074841	0001	03/02/2020	A	Kroger check	03	018	1630	9500	000000	000	377.44
											RCPT CODE SUB-TOTAL: 377.44
											FUND CODE SUB-TOTAL: 377.44
074872	0003	03/13/2020	A	PTD Recycling-Central	03	019	1890	9121	000000	000	6.41
074874	0003	03/13/2020	A	PTD Recycling-Central	03	019	1890	9121	000000	000	3.94
											RCPT CODE SUB-TOTAL: 10.35
											FUND CODE SUB-TOTAL: 10.35
074872	0001	03/13/2020	A	PTD Recycling-Eastern	03	019	1890	9122	000000	000	6.41
074874	0001	03/13/2020	A	PTD Recycling-Eastern	03	019	1890	9122	000000	000	3.93
											RCPT CODE SUB-TOTAL: 10.34
											FUND CODE SUB-TOTAL: 10.34

STATUS (STS) CODES:

A-RECEIPT B-REFUND OF RECEIPT V-VOID REFUND OF RECEIPT X-REDUCTION OF EXPENDITURE
 C-APPROPRIATION OR BUDGET MODIFICATIONS D-EXPENSE/SUPPLIES DISTRIBUTION F-FUND TO FUND TRANSFER

DATE: 04/03/2020
TIME: 11:48

LEXINGTON LOCAL SCHOOLS
TRANS. BY FUND/RCPT, ALL FUNDS
DATES 03/01/2020 THRU 03/31/2020
SORTED BY TRANSACTION DATE

PAGE: 8
(RECLE)

TRANS NO	ITEM NO	TRANS DATE	STS	DESCRIPTION OR SOURCE	TI	FUND	RCPT	SPCC	SUBJ	OPU	TRANS AMOUNT
074872	0002	03/13/2020	A	PTO Recycling-Western	03	019	1890	9123	000000	000	6.42
074874	0002	03/13/2020	A	PTO Recycling-Western	03	019	1890	9123	000000	000	3.94
RCPT CODE SUB-TOTAL:											10.36
FUND CODE SUB-TOTAL:											10.36
074895	0001	03/09/2020	A	Reg DIII Girls BB Adm - Presal	03	022	1615	9601	000000	000	1,743.00
074895	0002	03/09/2020	A	Reg DII Girls BB Adm	03	022	1615	9601	000000	000	2,818.00
074896	0001	03/09/2020	A	Reg DIII Girls BB Adm - Presal	03	022	1615	9601	000000	000	3,010.00
074896	0002	03/09/2020	A	Reg DII Girls BB Adm	03	022	1615	9601	000000	000	2,608.00
RCPT CODE SUB-TOTAL:											10,179.00
074895	0003	03/09/2020	A	Reg DIII BB Program Sales	03	022	1690	9601	000000	000	179.00
074895	0004	03/09/2020	A	Reg DIII Girls BB Media Pass	03	022	1690	9601	000000	000	80.00
074896	0003	03/09/2020	A	Reg DIII BB Program Sales	03	022	1690	9601	000000	000	72.00
074896	0004	03/09/2020	A	Reg DIII Girls BB Media Pass	03	022	1690	9601	000000	000	255.00
RCPT CODE SUB-TOTAL:											586.00
FUND CODE SUB-TOTAL:											10,765.00
074898	0002	03/31/2020	A	Richland Bank Int. 024	03	024	1410	0000	000000	000	1,020.71
RCPT CODE SUB-TOTAL:											1,020.71
074875	0001	03/20/2020	A	Employees' Premiums May	03	024	1872	0000	000000	000	68,018.51
074876	0001	03/20/2020	A	Board's Premiums May	03	024	1872	0000	000000	000	387,867.69
074884	0001	03/26/2020	A	Ramey March Ins	03	024	1872	0000	000000	000	150.34
RCPT CODE SUB-TOTAL:											456,036.54
FUND CODE SUB-TOTAL:											457,057.25
074855	0005	03/17/2020	A	Parm Improv (.5 Mill) - Morrow	03	034	1111	0000	000000	000	5,805.49
074858	0005	03/19/2020	A	MH Tax Morrow - PI (.5 Mill)	03	034	1111	0000	000000	000	90.01
RCPT CODE SUB-TOTAL:											5,895.50
074855	0010	03/17/2020	A	Pers Prop Tax-PI (.5 Mill)-Mor	03	034	1122	0000	000000	000	542.96

STATUS (STS) CODES:

A-RECEIPT B-REFUND OF RECEIPT V-VOID REFUND OF RECEIPT X-REDUCTION OF EXPENDITURE
C-APPROPRIATION OR BUDGET MODIFICATIONS D-EXPENSE/SUPPLIES DISTRIBUTION F-FUND TO FUND TRANSFER

DATE: 04/03/2020
TIME: 11:48

LEXINGTON LOCAL SCHOOLS
TRANS. BY FUND/RCPT, ALL FUNDS
DATES 03/01/2020 THRU 03/31/2020
SORTED BY TRANSACTION DATE

PAGE: 9
(RECLD)

TRANS NO	ITEM NO	TRANS DATE	STS DESCRIPTION OR SOURCE	TI	FUND	RCPT	SPCC	SUBJ	QPU	TRANS AMOUNT
RCPT CODE SUB-TOTAL:										542.96
FUND CODE SUB-TOTAL:										6,438.46
074862	0001	03/06/2020	A sales	03	200	1620	9102	000000	000	30.00
074863	0001	03/06/2020	A sales	03	200	1620	9102	000000	000	15.00
074869	0001	03/11/2020	A sales	03	200	1620	9102	000000	000	70.00
074871	0002	03/11/2020	A ticket sales	03	200	1620	9102	000000	000	60.00
074897	0001	03/31/2020	A Musical Ticket Sales (Stripe)	03	200	1620	9102	000000	000	610.00
074899	0001	03/31/2020	A Mus Tix Sales (Stripe) - Corr	03	200	1620	9102	000000	000	72.00
RCPT CODE SUB-TOTAL:										713.00
074847	0001	03/04/2020	A Sprint play program ad	03	200	1690	9102	000000	000	99.00
074863	0002	03/06/2020	A Program Ad	03	200	1690	9102	000000	000	150.00
074871	0001	03/11/2020	A Program ad	03	200	1690	9102	000000	000	174.00
RCPT CODE SUB-TOTAL:										423.00
FUND CODE SUB-TOTAL:										1,136.00
074848	0001	03/04/2020	A Tshirt sale	03	200	1620	9115	000000	000	10.00
RCPT CODE SUB-TOTAL:										10.00
FUND CODE SUB-TOTAL:										10.00
074838	0001	03/02/2020	A Yearbook sales	03	200	1620	9119	000000	000	60.00
RCPT CODE SUB-TOTAL:										60.00
FUND CODE SUB-TOTAL:										60.00
074894	0002	03/19/2020	A Program Ads	03	300	1690	9600	000000	000	800.00
074885	0001	03/26/2020	A Ohio Health	03	300	1690	9600	000000	000	3,000.00
RCPT CODE SUB-TOTAL:										3,800.00
074894	0001	03/19/2020	A Track Invit	03	300	1890	9600	000000	712	250.00

STATUS (STS) CODES:

A-RECEIPT B-REFUND OF RECEIPT V-VOID REFUND OF RECEIPT X-REDUCTION OF EXPENDITURE
C-APPROPRIATION OR BUDGET MODIFICATIONS D-EXPENSE/SUPPLIES DISTRIBUTION F-FUND TO FUND TRANSFER

DATE: 04/03/2020
TIME: 11:48

LEXINGTON LOCAL SCHOOLS
TRANS. BY FUND/RCPT, ALL FUNDS
DATES 03/01/2020 THRU 03/31/2020
SORTED BY TRANSACTION DATE

PAGE: 10
(RECLD)

TRANS NO	ITEM NO	TRANS DATE	STS	DESCRIPTION OR SOURCE	TI	FUND	RCPT	SPCC	SUBJ	OPU	TRANS AMOUNT
074894	0003	03/19/2020	A	BB Shorts Reimb	03	300	1890	9600	000000	707	75.00
											RCPT CODE SUB-TOTAL: 325.00
											FUND CODE SUB-TOTAL: 4,125.00
074866	0001	03/10/2020	A	Ohio Health	03	300	1690	9601	000000	000	13,000.00
											RCPT CODE SUB-TOTAL: 13,000.00
											FUND CODE SUB-TOTAL: 13,000.00
074886	0001	03/25/2020	A	Network Connectivity Revenue	03	451	3219	9020	000000	000	4,500.00
											RCPT CODE SUB-TOTAL: 4,500.00
											FUND CODE SUB-TOTAL: 4,500.00
074887	0001	03/23/2020	A	IDEA-B Revenue	03	516	4220	9020	000000	000	9,072.17
074888	0001	03/23/2020	A	IDEA-B Restoration Revenue	03	516	4220	9020	000000	000	4,335.95
											RCPT CODE SUB-TOTAL: 13,408.12
											FUND CODE SUB-TOTAL: 13,408.12
074890	0001	03/24/2020	A	Title I Revenue	03	572	4220	9020	000000	000	22,946.36
											RCPT CODE SUB-TOTAL: 22,946.36
											FUND CODE SUB-TOTAL: 22,946.36
074891	0001	03/23/2020	A	ECSE Restoration Revenue	03	587	4220	9020	000000	000	453.44
											RCPT CODE SUB-TOTAL: 453.44
											FUND CODE SUB-TOTAL: 453.44
074889	0001	03/24/2020	A	Title II-A Revenue	03	590	4220	9020	000000	000	7,822.86

STATUS (STS) CODES:

A-RECEIPT B-REFUND OF RECEIPT V-VOID REFUND OF RECEIPT X-REDUCTION OF EXPENDITURE
C-APPROPRIATION OR BUDGET MODIFICATIONS D-EXPENSE/SUPPLIES DISTRIBUTION F-FUND TO FUND TRANSFER

DATE: 04/03/2020
TIME: 11:48

LEXINGTON LOCAL SCHOOLS
TRANS. BY FUND/RCPT, ALL FUNDS
DATES 03/01/2020 THRU 03/31/2020
SORTED BY TRANSACTION DATE

PAGE: 11
(RECLD)

TRANS NO	ITEM NO	TRANS DATE	STS DESCRIPTION OR SOURCE	TI FUND RCPT SPCC SUBJ OPU	TRANS AMOUNT
				RCPT CODE SUB-TOTAL:	7,822.86
				FUND CODE SUB-TOTAL:	7,822.86
				GRAND TOTAL:	7,075,197.88

STATUS (STS) CODES:

A-RECEIPT B-REFUND OF RECEIPT V-VOID REFUND OF RECEIPT X-REDUCTION OF EXPENDITURE
C-APPROPRIATION OR BUDGET MODIFICATIONS D-EXPENSE/SUPPLIES DISTRIBUTION F-FUND TO FUND TRANSFER

LEXINGTON LOCAL SCHOOLS
 Revenue Account Summary
 SORTED BY FUND-SCC/ACCT

	FYTD Receivable	FYTD Actual Receipts	MTD Actual Receipts	YTD Actual Receipts	FYTD Balance Receivable	FYTD Percent Received
*****TOTAL FOR FUND-SCC 001 0000 (GENERAL FUND):	24,868,805.00	19,977,278.85	5,255,383.60	8,238,360.78	4,891,526.15	80.33
*****TOTAL FOR FUND-SCC 002 0000 (BOND RETIREMENT FUND):	4,709,132.24	4,202,040.65	864,660.91	1,052,908.41	507,091.59	89.23
*****TOTAL FOR FUND-SCC 003 0000 (PERMANENT IMPROVEMENT FUND):	700,000.00	699,358.61	305,880.17	376,321.17	641.39	99.91
*****TOTAL FOR FUND-SCC 004 0000 (LFI BUILDING FUND):	56,470,238.41	56,556,424.52	10,862.01	58,262.39	86,186.11-	100.15
*****TOTAL FOR FUND-SCC 006 0000 (FOOD SERVICE FUND):	716,982.00	433,336.50	51,537.43	145,190.74	283,645.50	60.44
*****TOTAL FOR FUND-SCC 007 9100 (LEXINGTON MINUTEMEN ACADEMIC SCHOLARSHIP FUND):	11,068.00	112,972.48	159.57	3,134.46	101,904.48-	0.00
*****TOTAL FOR FUND-SCC 007 9800 (TERRY McCAMMON SCHOLARSHIP FUND):	227.00	667.73	17.33	542.48	440.73-	294.15
*****TOTAL FOR FUND-SCC 010 0000 (CLASSROOM FACILITIES CONSTRUCTION FUND):	45,000,000.00	45,353,705.30	44,537.88	238,950.31	353,705.30-	100.79
*****TOTAL FOR FUND-SCC 018 9100 (HIGH SCHOOL PRINCIPAL'S FUND):	9,901.00	5,096.97	15.00	371.34	4,804.03	51.48
*****TOTAL FOR FUND-SCC 018 9101 (HIGH SCHOOL FLOWER FUND):	0.00	104.00	0.00	104.00	104.00-	0.00

*** NOTE!! ONLY ACTIVE ACCOUNTS HAVE BEEN SELECTED, TOTALS MAY EXCLUDE AMOUNTS THAT ARE RELATED TO INACTIVE ACCOUNTS. ***

	FYTD Receivable	FYTD Actual Receipts	MTD Actual Receipts	YTD Actual Receipts	FYTD Balance Receivable	FYTD Percent Received
*****TOTAL FOR FUND-SCC 018 9200 (JUNIOR HIGH PRINCIPAL'S FUND):	5,044.00	4,354.00	0.00	0.00	690.00	86.32
*****TOTAL FOR FUND-SCC 018 9300 (EASTERN PRINCIPAL'S FUND):	7,615.00	758.31	5.00	93.00	6,856.69	9.96
*****TOTAL FOR FUND-SCC 018 9301 (EASTERN ELEMENTARY BOOKFAIR/BOXTOPS FUND):	5,743.00	2,248.82	0.00	139.30	3,494.18	39.16
*****TOTAL FOR FUND-SCC 018 9303 (EASTERN RUN CLUB):	1,357.00	1,135.00	0.00	0.00	222.00	83.64
*****TOTAL FOR FUND-SCC 018 9400 (CENTRAL PRINCIPAL'S FUND):	4,553.00	2,584.08	8.00	588.68	1,968.92	56.76
*****TOTAL FOR FUND-SCC 018 9401 (CENTRAL ELEMENTARY BOOKFAIR FUND):	3,689.00	3,157.50	0.00	526.46	531.50	85.59
*****TOTAL FOR FUND-SCC 018 9402 (CENTRAL ELEMENTARY ART):	1,375.00	0.00	0.00	0.00	1,375.00	0.00
*****TOTAL FOR FUND-SCC 018 9500 (WESTERN PRINCIPAL'S FUND):	5,890.00	4,089.11	377.44	512.44	1,800.89	69.42
*****TOTAL FOR FUND-SCC 018 9501 (WESTERN ELEMENTARY BOOKFAIR/BOXTOPS FUND):	4,670.00	3,154.79	0.00	56.95	1,515.21	67.55
*****TOTAL FOR FUND-SCC 018 9503 (WESTERN ELEMENTARY ART):	2,230.00	0.00	0.00	0.00	2,230.00	0.00

*** NOTE!! ONLY ACTIVE ACCOUNTS HAVE BEEN SELECTED, TOTALS MAY EXCLUDE AMOUNTS THAT ARE RELATED TO INACTIVE ACCOUNTS. ***

JP

Date: 04/03/20
Time: 11:48 am

LEXINGTON LOCAL SCHOOLS
Revenue Account Summary
SORTED BY FUND-SCC/ACCT

Page: 3
(REVSUM)

	FYTD Actual Receipts	MTD Actual Receipts	FYTD Actual Receipts	FYTD Balance Receivable	FYTD Percent Received
*****TOTAL FOR FUND-SCC 019 9121 (CENTRAL ELEMENTARY PTO GRANTS):	1,172.00	1,222.71	10.35	50.71-	104.33
*****TOTAL FOR FUND-SCC 019 9122 (EASTERN ELEMENTARY PTO GRANTS):	1,172.00	1,094.19	10.34	87.81	92.51
*****TOTAL FOR FUND-SCC 019 9123 (WESTERN ELEMENTARY PTO GRANTS):	1,864.00	1,094.21	10.36	779.79	58.17
*****TOTAL FOR FUND-SCC 019 9219 (RICH CO FOUND-CLASSROOM LIBRARY):	549.52	549.52	0.00	0.00	100.00
*****TOTAL FOR FUND-SCC 019 9220 (RICH CO FOUND-LEGO'S AND BUILDING BLOCKS):	915.00	915.00	0.00	0.00	100.00
*****TOTAL FOR FUND-SCC 019 9221 (RICH CO FOUND-SCIENCE DISCOVERY BINS):	1,500.00	1,500.00	0.00	0.00	100.00
*****TOTAL FOR FUND-SCC 022 9601 (OHSAA TOURNAMENT AGENCY FUND):	35,459.00	27,915.00	10,765.00	7,544.00	78.72
*****TOTAL FOR FUND-SCC 024 0000 (EMPLOYEE BENEFITS FUND FOR MEDICAL/DENTAL):	5,225,000.00	4,051,397.58	457,057.25	1,173,602.42	77.54
*****TOTAL FOR FUND-SCC 034 0000 (DFCC PROJECT MAINTENANCE FUND):	90,500.00	6,438.46	6,438.46	84,061.54	7.11
*****TOTAL FOR FUND-SCC 200 9101 (HIGH SCHOOL ART CLUB):	0.00	278.70	0.00	278.70-	0.00

*** NOTE!! ONLY ACTIVE ACCOUNTS HAVE BEEN SELECTED, TOTALS MAY EXCLUDE AMOUNTS THAT ARE RELATED TO INACTIVE ACCOUNTS. ***

	FYTD Receivable	FYTD Actual Receipts	MTD Actual Receipts	YTD Actual Receipts	FYTD Balance Receivable	FYTD Percent Received
*****TOTAL FOR FUND-SCC 200 9102 (HIGH SCHOOL DRAMA CLUB):	11,130.00	1,236.00	1,136.00	1,236.00	9,894.00	11.11
*****TOTAL FOR FUND-SCC 200 9104 (HIGH SCHOOL LEADERSHIP COUNCIL):	400.00	0.00	0.00	0.00	400.00	0.00
*****TOTAL FOR FUND-SCC 200 9105 (HIGH SCHOOL FRENCH CLUB):	45.00	32.38	0.00	0.00	12.62	71.96
*****TOTAL FOR FUND-SCC 200 9107 (HIGH SCHOOL SPANISH CLUB):	178.00	0.00	0.00	0.00	178.00	0.00
*****TOTAL FOR FUND-SCC 200 9108 (HIGH SCHOOL LED CLUB):	590.00	517.49	0.00	17.04	72.51	87.71
*****TOTAL FOR FUND-SCC 200 9114 (HIGH SCHOOL STUDENT COUNCIL FUND):	2,490.00	568.00	0.00	30.00	1,922.00	22.81
*****TOTAL FOR FUND-SCC 200 9115 (HIGH SCHOOL KEY CLUB):	2,790.00	2,990.00	10.00	200.00	200.00	107.17
*****TOTAL FOR FUND-SCC 200 9119 (HIGH SCHOOL YEARBOOK FUND):	16,580.00	8,645.00	60.00	340.00	7,935.00	52.14
*****TOTAL FOR FUND-SCC 200 9121 (HIGH SCHOOL NATIONAL HONOR SOCIETY):	2,518.00	1,190.00	0.00	10.00	1,328.00	47.26
*****TOTAL FOR FUND-SCC 200 9201 (JUNIOR HIGH ART CLUB):	56.00	0.00	0.00	0.00	56.00	0.00

*** NOTE!! ONLY ACTIVE ACCOUNTS HAVE BEEN SELECTED, TOTALS MAY EXCLUDE AMOUNTS THAT ARE RELATED TO INACTIVE ACCOUNTS. ***

Date: 04/03/20
Time: 11:48 am

LEXINGTON LOCAL SCHOOLS
Revenue Account Summary
SORTED BY FUND-SCC/ACCT

Page: 5
(REVSUM)

	FYTD Receivable	FYTD Actual Receipts	NTD Actual Receipts	YTD Actual Receipts	FYTD Balance Receivable	FYTD Percent Received
*****TOTAL FOR FUND-SCC 200 9204 (JUNIOR HIGH STUDENT COUNCIL FUND):	1,217.00	1,316.60	0.00	725.25	99.60-	108.18
*****TOTAL FOR FUND-SCC 200 9301 (EASTERN ELEMENTARY STUDENT ACTIVITY FUND):	1,472.00	250.00	0.00	0.00	1,222.00	16.98
*****TOTAL FOR FUND-SCC 200 9302 (EASTERN ELEMENTARY ROBOTICS FUND):	855.00	720.00	0.00	0.00	135.00	84.21
*****TOTAL FOR FUND-SCC 200 9612 (JUNIOR HIGH INFORMED TEENS FUND):	1,469.00	59.52	0.00	17.40	1,409.48	4.05
*****TOTAL FOR FUND-SCC 300 9116 (CHOIR):	75.00	300.00	0.00	300.00	225.00-	400.00
*****TOTAL FOR FUND-SCC 300 9206 (JUNIOR HIGH PHYS ED DEPARTMENT FUND):	2,785.00	1,940.00	0.00	850.00	845.00	69.66
*****TOTAL FOR FUND-SCC 300 9600 (ATHLETIC FUND):	213,000.00	178,787.28	4,125.00	28,956.95	34,212.72	83.94
*****TOTAL FOR FUND-SCC 300 9601 (ATHLETIC CAPITAL FUND):	39,000.00	26,000.00	13,000.00	13,000.00	13,000.00	66.67
*****TOTAL FOR FUND-SCC 300 9603 (ELEMENTARY MUSIC):	388.00	0.00	0.00	0.00	388.00	0.00
*****TOTAL FOR FUND-SCC 451 9020 (Network Connectivity FY 2020):	9,000.00	9,000.00	4,500.00	4,500.00	0.00	100.00

*** NOTE!! ONLY ACTIVE ACCOUNTS HAVE BEEN SELECTED, TOTALS MAY EXCLUDE AMOUNTS THAT ARE RELATED TO INACTIVE ACCOUNTS. ***

	FYTD Receivable	FYTD Actual Receipts	MTD Actual Receipts	YTD Actual Receipts	FYTD Balance Receivable	FYTD Percent Received
*****TOTAL FOR FUND-SCC 467 0000 (STUDENT WELLNESS AND SUCCESS FUND):	313,072.28	313,012.20	0.00	156,476.06	60.08	99.98
=====						
*****TOTAL FOR FUND-SCC 499 9020 (SCHOOL SAFETY GRANT FY20):	10,607.48	10,607.48	0.00	0.00	0.00	100.00
=====						
*****TOTAL FOR FUND-SCC 516 9019 (IDEA-B SPECIAL EDUCATION FY19):	78,905.73	78,905.73	0.00	0.00	0.00	100.00
=====						
*****TOTAL FOR FUND-SCC 516 9020 (IDEA-B SPECIAL EDUCATION FY20):	561,991.05	309,410.47	13,408.12	82,883.19	252,580.58	55.06
=====						
*****TOTAL FOR FUND-SCC 572 9019 (TITLE I FY19):	23,520.05	23,520.05	0.00	0.00	0.00	100.00
=====						
*****TOTAL FOR FUND-SCC 572 9020 (TITLE I FY20):	283,610.01	189,588.05	22,946.36	86,549.76	94,021.96	66.85
=====						
*****TOTAL FOR FUND-SCC 587 9019 (EARLY CHILDHOOD SPECIAL EDUCATION IDEA FY19):	7,546.89	7,546.89	0.00	0.00	0.00	100.00
=====						
*****TOTAL FOR FUND-SCC 587 9020 (EARLY CHILDHOOD SPECIAL EDUCATION IDEA FY20):	28,637.70	9,821.70	453.44	1,200.79	18,816.00	34.30
=====						
*****TOTAL FOR FUND-SCC 590 9020 (TITLE II-A IMPROVING TEACHER QUALITY FY20):	61,044.34	52,515.09	7,822.86	21,811.12	8,529.25	86.03
=====						
*****TOTAL FOR FUND-SCC 599 9020 (TITLE IV FY20):	32,871.20	22,640.96	0.00	3,750.00	10,230.24	68.88
=====						

*** NOTE!! ONLY ACTIVE ACCOUNTS HAVE BEEN SELECTED, TOTALS MAY EXCLUDE AMOUNTS THAT ARE RELATED TO INACTIVE ACCOUNTS. ***

Date: 04/03/20
Time: 11:48 am

LEXINGTON LOCAL SCHOOLS
Revenue Account Summary
SORTED BY FUND-ACC/ACCT

Page: 7
(REVSUM)

FYTD Receivable	FYTD Actual Receipts	MTD Actual Receipts	YTD Actual Receipts	FYTD Balance Receivable	FYTD Percent Received
--------------------	----------------------------	---------------------------	---------------------------	-------------------------------	-----------------------------

*****GRAND TOTALS:

139,594,495.90	132,705,973.48	7,075,197.88	11,917,888.58	6,888,522.42	95.07
----------------	----------------	--------------	---------------	--------------	-------

*** NOTE!! ONLY ACTIVE ACCOUNTS HAVE BEEN SELECTED, TOTALS MAY EXCLUDE AMOUNTS THAT ARE RELATED TO INACTIVE ACCOUNTS. ***

LEXINGTON LOCAL SCHOOLS
 Appropriation Account Summary
 SORTED BY FUND-SCC/ACCT

FYTD Appropriated	Prior FY Carryover Encumbrances	FYTD Expendable	FYTD Actual Expenditures	MTD Actual Expenditures	Current + Future Encumbrances	FYTD Remaining Balance	FYTD Percent Exp/Enc
*****TOTAL FOR FUND-SCC 001 0000 (GENERAL FUND):							
25,769,834.00	142,760.76	25,912,594.76	18,940,928.58	2,105,397.50	753,180.85	6,218,485.33	76.00
*****TOTAL FOR FUND-SCC 002 0000 (BOND RETIREMENT FUND):							
1,425,896.92	0.00	1,425,896.92	1,428,470.47	1,013,051.68	0.00	2,573.55-	100.18
*****TOTAL FOR FUND-SCC 003 0000 (PERMANENT IMPROVEMENT FUND):							
704,255.00	0.00	704,255.00	633,488.41	5,915.93	29,704.90	41,061.69	94.17
*****TOTAL FOR FUND-SCC 004 0000 (LFI BUILDING FUND):							
47,020,238.41	0.00	47,020,238.41	45,643,586.91	0.00	937,326.50	439,325.00	99.07
*****TOTAL FOR FUND-SCC 006 0000 (FOOD SERVICE FUND):							
712,280.06	2,310.43	714,590.49	561,120.64	62,886.17	48,133.81	105,336.04	85.26
*****TOTAL FOR FUND-SCC 007 9100 (LEXINGTON MINUTEMEN ACADEMIC SCHOLARSHIP FUND):							
11,250.00	0.00	11,250.00	8,250.00	0.00	3,000.00	0.00	100.00
*****TOTAL FOR FUND-SCC 007 9800 (TERRY McCAMMON SCHOLARSHIP FUND):							
500.00	0.00	500.00	0.00	0.00	0.00	500.00	0.00
*****TOTAL FOR FUND-SCC 010 0000 (CLASSROOM FACILITIES CONSTRUCTION FUND):							
3,500,000.00	0.00	3,500,000.00	607,425.85	0.00	2,349,372.15	543,202.00	84.48
*****TOTAL FOR FUND-SCC 018 9100 (HIGH SCHOOL PRINCIPAL'S FUND):							
10,996.00	168.40	11,164.40	2,785.04	213.92	8,264.44	114.92	98.97
*****TOTAL FOR FUND-SCC 018 9101 (HIGH SCHOOL FLOWER FUND):							
104.00	0.00	104.00	45.00	45.00	0.00	59.00	43.27

*** NOTE!! ONLY ACTIVE ACCOUNTS HAVE BEEN SELECTED, TOTALS MAY EXCLUDE AMOUNTS THAT ARE RELATED TO INACTIVE ACCOUNTS. ***

LEXINGTON LOCAL SCHOOLS
 Appropriation Account Summary
 SORTED BY FUND-SCC/ACCT

FYTD Appropriated	Prior FY Carryover Encumbrances	FYTD Expendable	FYTD Actual Expenditures	MTD Actual Expenditures	Current + Future Encumbrances	FYTD Remaining Balance	FYTD Percent Exp/Enc
*****TOTAL FOR FUND-SCC 018 9200 (JUNIOR HIGH PRINCIPAL'S FUND):							
6,639.00	0.00	6,639.00	519.47	0.00	6,027.53	92.00	98.61
*****TOTAL FOR FUND-SCC 018 9300 (EASTERN PRINCIPAL'S FUND):							
7,169.00	0.00	7,168.00	4,507.77	96.15	2,456.80	203.43	97.16
*****TOTAL FOR FUND-SCC 018 9301 (EASTERN ELEMENTARY BOOKFAIR/BOXTOPS FUND):							
10,762.00	0.00	10,762.00	7,496.40	0.00	2,891.74	373.86	96.53
*****TOTAL FOR FUND-SCC 018 9302 (EASTERN ELEMENTARY MATH):							
275.00	150.00	425.00	200.00	0.00	0.00	225.00	47.06
*****TOTAL FOR FUND-SCC 018 9303 (EASTERN RUN CLUB):							
1,350.00	0.00	1,350.00	819.85	0.00	521.83	8.32	99.38
*****TOTAL FOR FUND-SCC 018 9400 (CENTRAL PRINCIPAL'S FUND):							
4,216.00	1,398.34	5,614.34	1,741.63	139.09	2,520.47	1,352.24	75.91
*****TOTAL FOR FUND-SCC 018 9401 (CENTRAL ELEMENTARY BOOKFAIR FUND):							
4,526.00	0.00	4,526.00	1,528.65	103.10	2,996.07	1.28	99.97
*****TOTAL FOR FUND-SCC 018 9402 (CENTRAL ELEMENTARY ART):							
920.00	0.00	920.00	0.00	0.00	0.00	920.00	0.00
*****TOTAL FOR FUND-SCC 018 9500 (WESTERN PRINCIPAL'S FUND):							
3,981.00	1,310.00	5,291.00	3,919.38	0.00	1,149.50	222.12	95.80
*****TOTAL FOR FUND-SCC 018 9501 (WESTERN ELEMENTARY BOOKFAIR/BOXTOPS FUND):							
4,535.00	0.00	4,535.00	3,361.46	0.00	0.00	1,173.54	74.12

*** NOTE!! ONLY ACTIVE ACCOUNTS HAVE BEEN SELECTED, TOTALS MAY EXCLUDE AMOUNTS THAT ARE RELATED TO INACTIVE ACCOUNTS. ***

LEXINGTON LOCAL SCHOOLS
 Appropriation Account Summary
 SORTED BY FUND-SCC/ACCT

FYTD Appropriated	Prior FY Carryover Encumbrances	FYTD Expendable	FYTD Actual Expenditures	MTD Actual Expenditures	Current + Future Encumbrances	FYTD Remaining Balance	FYTD Percent Exp/Enc
*****TOTAL FOR FUND-SCC 018 9503 (WESTERN ELEMENTARY ART):							
1,726.00	0.00	1,726.00	0.00	0.00	0.00	1,726.00	0.00
*****TOTAL FOR FUND-SCC 019 9121 (CENTRAL ELEMENTARY PTO GRANTS):							
2,146.67	0.00	2,146.67	314.75	0.00	685.25	1,146.67	46.58
*****TOTAL FOR FUND-SCC 019 9122 (EASTERN ELEMENTARY PTO GRANTS):							
2,451.64	0.00	2,451.64	1,071.36	0.00	0.00	1,380.28	43.70
*****TOTAL FOR FUND-SCC 019 9123 (WESTERN ELEMENTARY PTO GRANTS):							
2,870.69	423.13	3,293.82	378.92	0.00	0.00	2,914.90	11.50
*****TOTAL FOR FUND-SCC 019 9200 (RICHLAND COUNTY FOUNDATION GRANT PLAYGROUND):							
200.00	0.00	200.00	0.00	0.00	0.00	200.00	0.00
*****TOTAL FOR FUND-SCC 019 9218 (RICH CO FOUND-WRITE STUFF STEAM KIT):							
52.93	0.00	52.93	0.00	0.00	0.00	52.93	0.00
*****TOTAL FOR FUND-SCC 019 9219 (RICH CO FOUND-CLASSROOM LIBRARY):							
549.52	0.00	549.52	549.52	0.00	0.00	0.00	100.00
*****TOTAL FOR FUND-SCC 019 9220 (RICH CO FOUND-LEGOS AND BUILDING BLOCKS):							
915.00	0.00	915.00	859.79	0.00	0.00	55.21	93.97
*****TOTAL FOR FUND-SCC 019 9221 (RICH CO FOUND-SCIENCE DISCOVERY BINS):							
1,500.00	0.00	1,500.00	1,499.05	0.00	0.00	0.95	99.94
*****TOTAL FOR FUND-SCC 019 9301 (RICH CO FOUND/SECO ROBOTICS GRANT (HEIMANN)):							
31.72	0.00	31.72	0.00	0.00	0.00	31.72	0.00

*** NOTE!! ONLY ACTIVE ACCOUNTS HAVE BEEN SELECTED, TOTALS MAY EXCLUDE AMOUNTS THAT ARE RELATED TO INACTIVE ACCOUNTS. ***

LEXINGTON LOCAL SCHOOLS
 Appropriation Account Summary
 SORTED BY FUND-SCC/ACCT

FYTD Appropriated	Prior FY Carryover Encumbrances	FYTD Expendable	FYTD Actual Expenditures	MTD Actual Expenditures	Current + Future Encumbrances	FYTD Remaining Balance	FYTD Percent Exp/Enc
*****TOTAL FOR FUND-SCC 019 9302 (RICH CO RETIRED TEACHERS ASSOC):							
150.00	0.00	150.00	0.00	0.00	0.00	150.00	0.00
*****TOTAL FOR FUND-SCC 022 9601 (OHSAA TOURNAMENT AGENCY FUND):							
35,567.42	0.00	35,567.42	17,385.82	0.00	34,479.86	16,298.26-	145.82
*****TOTAL FOR FUND-SCC 024 0000 (EMPLOYEE BENEFITS FUND FOR MEDICAL/DENTAL):							
5,358,426.00	0.00	5,358,426.00	3,820,634.35	589,262.93	8,250.00	1,529,541.65	71.46
*****TOTAL FOR FUND-SCC 034 0000 (OFCC PROJECT MAINTENANCE FUND):							
0.00	0.00	0.00	149.61	149.61	0.00	149.61-	0.00
*****TOTAL FOR FUND-SCC 200 9102 (HIGH SCHOOL DRAMA CLUB):							
15,201.00	750.00	15,951.00	2,264.52	145.50	5,086.44	8,600.04	46.08
*****TOTAL FOR FUND-SCC 200 9104 (HIGH SCHOOL LEADERSHIP COUNCIL):							
229.00	0.00	229.00	56.94	0.00	43.06	129.00	43.67
*****TOTAL FOR FUND-SCC 200 9107 (HIGH SCHOOL SPANISH CLUB):							
274.00	50.00	324.00	50.00	0.00	0.00	274.00	15.43
*****TOTAL FOR FUND-SCC 200 9108 (HIGH SCHOOL LEO CLUB):							
2,300.00	0.00	2,300.00	1,647.27	665.40	518.13	134.60	94.15
*****TOTAL FOR FUND-SCC 200 9114 (HIGH SCHOOL STUDENT COUNCIL FUND):							
1,426.00	0.00	1,426.00	1,239.97	0.00	160.03	26.00	98.18
*****TOTAL FOR FUND-SCC 200 9115 (HIGH SCHOOL KEY CLUB):							
3,361.00	0.00	3,361.00	2,335.38	0.00	69.42	956.20	71.55

*** NOTE!! ONLY ACTIVE ACCOUNTS HAVE BEEN SELECTED, TOTALS MAY EXCLUDE AMOUNTS THAT ARE RELATED TO INACTIVE ACCOUNTS. ***

LEXINGTON LOCAL SCHOOLS
 Appropriation Account Summary
 SORTED BY FUND-SCC/ACCT

FYTD Appropriated	Prior FY Carryover Encumbrances	FYTD Expendable	FYTD Actual Expenditures	MTD Actual Expenditures	Current + Future Encumbrances	FYTD Remaining Balance	FYTD Percent Exp/Enc
*****TOTAL FOR FUND-SCC 200 9119 (HIGH SCHOOL YEARBOOK FUND):							
18,815.00	4,128.14	22,943.14	6,370.75	0.00	12,042.20	4,530.19	80.25
*****TOTAL FOR FUND-SCC 200 9121 (HIGH SCHOOL NATIONAL HONOR SOCIETY):							
2,640.00	0.00	2,640.00	1,796.19	648.19	27.00	816.81	69.06
*****TOTAL FOR FUND-SCC 200 9204 (JUNIOR HIGH STUDENT COUNCIL FUND):							
1,138.00	180.00	1,318.00	426.64	0.00	338.36	553.00	58.04
*****TOTAL FOR FUND-SCC 200 9301 (EASTERN ELEMENTARY STUDENT ACTIVITY FUND):							
1,463.00	0.00	1,463.00	268.85	0.00	231.15	963.00	34.18
*****TOTAL FOR FUND-SCC 200 9302 (EASTERN ELEMENTARY ROBOTICS FUND):							
1,410.00	0.00	1,410.00	795.79	0.00	504.21	110.00	92.20
*****TOTAL FOR FUND-SCC 200 9612 (JUNIOR HIGH INFORMED TEENS FUND):							
1,443.00	0.00	1,443.00	22.90	0.00	0.00	1,420.10	1.59
*****TOTAL FOR FUND-SCC 300 9115 (JAZZ BAND):							
386.00	0.00	386.00	338.20	0.00	0.00	47.80	87.62
*****TOTAL FOR FUND-SCC 300 9116 (CHOIR):							
595.00	0.00	595.00	100.25	0.00	200.00	294.75	50.46
*****TOTAL FOR FUND-SCC 300 9206 (JUNIOR HIGH PHYS ED DEPARTMENT FUND):							
3,509.00	0.00	3,509.00	2,185.87	0.00	1,207.18	115.95	96.70
*****TOTAL FOR FUND-SCC 300 9600 (ATHLETIC FUND):							
209,900.00	0.00	209,900.00	197,017.93	11,538.30	19,825.58	6,943.51	103.31

*** NOTE!! ONLY ACTIVE ACCOUNTS HAVE BEEN SELECTED, TOTALS MAY EXCLUDE AMOUNTS THAT ARE RELATED TO INACTIVE ACCOUNTS. ***

LEXINGTON LOCAL SCHOOLS
 Appropriation Account Summary
 SORTED BY FUND-SCC/ACCT

FYTD Appropriated	Prior FY Carryover Encumbrances	FYTD Expendable	FYTD Actual Expenditures	MTD Actual Expenditures	Current + Future Encumbrances	FYTD Remaining Balance	FYTD Percent Exp/Enc
*****TOTAL FOR FUND-SCC 300 9603 (ELEMENTARY MUSIC):							
685.00	0.00	685.00	223.48	0.00	276.52	185.00	72.99
*****TOTAL FOR FUND-SCC 451 9020 (Network Connectivity FY 2020):							
9,000.00	0.00	9,000.00	9,000.00	0.00	0.00	0.00	100.00
*****TOTAL FOR FUND-SCC 467 0000 (STUDENT WELLNESS AND SUCCESS FUND):							
313,072.28	0.00	313,072.28	200,984.66	29,609.51	33,850.12	78,237.50	75.01
*****TOTAL FOR FUND-SCC 499 9020 (SCHOOL SAFETY GRANT FY20):							
10,607.48	0.00	10,607.48	10,607.48	2,709.00	0.00	0.00	100.00
*****TOTAL FOR FUND-SCC 516 9019 (IDEA-B SPECIAL EDUCATION FY19):							
25,177.33	13,279.90	38,457.23	38,457.23	0.00	0.00	0.00	100.00
*****TOTAL FOR FUND-SCC 516 9020 (IDEA-B SPECIAL EDUCATION FY20):							
561,991.05	0.00	561,991.05	336,209.32	31,337.99	120,276.09	105,505.64	81.23
*****TOTAL FOR FUND-SCC 572 9019 (TITLE I FY19):							
12,178.78	0.00	12,178.78	12,178.78	0.00	0.00	0.00	100.00
*****TOTAL FOR FUND-SCC 572 9020 (TITLE I FY20):							
283,610.01	0.00	283,610.01	195,975.13	23,278.70	1,418.03	86,216.85	69.60
*****TOTAL FOR FUND-SCC 587 9020 (EARLY CHILDHOOD SPECIAL EDUCATION IDEA FY20):							
28,637.70	0.00	28,637.70	13,247.92	3,426.22	10,853.20	4,536.58	84.16
*****TOTAL FOR FUND-SCC 590 9020 (TITLE II-A IMPROVING TEACHER QUALITY FY20):							
61,044.34	0.00	61,044.34	55,126.69	7,893.82	35.86	5,881.79	90.36

*** NOTE!! ONLY ACTIVE ACCOUNTS HAVE BEEN SELECTED, TOTALS MAY EXCLUDE AMOUNTS THAT ARE RELATED TO INACTIVE ACCOUNTS. ***

LEXINGTON LOCAL SCHOOLS
 Appropriation Account Summary
 SORTED BY FUND-SOC/ACCT

FYTD Appropriated	Prior FY Carryover Encumbrances	FYTD Expendable	FYTD Actual Expenditures	MTD Actual Expenditures	Current + Future Encumbrances	FYTD Remaining Balance	FYTD Percent Exp/Enc
*****TOTAL FOR FUND-SOC 599 9020 (TITLE IV FY20):							
32,871.20	0.00	32,871.20	24,215.96	1,575.00	970.00	7,685.24	76.62
=====							
*****GRAND TOTALS:							
86,209,279.15	166,909.10	86,376,188.25	72,806,182.78	3,890,088.71	4,398,894.28	9,171,111.19	89.38
=====							

*** NOTE!! ONLY ACTIVE ACCOUNTS HAVE BEEN SELECTED, TOTALS MAY EXCLUDE AMOUNTS THAT ARE RELATED TO INACTIVE ACCOUNTS. ***