


# LEXINGTON LOCAL SCHOOLS



---

FINANCIAL REPORT  
FOR THE PERIOD ENDING  
FEBRUARY 29, 2020

---

PREPARED BY  
JASON WHITESEL, TREASURER

DATE: 03/03/2020  
TIME: 09:46

LEXINGTON LOCAL SCHOOLS  
CASH RECONCILIATION AS OF 02/29/2020

PAGE: 1  
(USAEMSED)

	SUB-TOTALS	TOTALS
	-----	-----
Gross Depository Balances:		
RICHLAND BANK MMA 5719	\$ 4,131,361.01	
RICHLAND BANK SWEEP ACCT 3520	1,060,141.23	
RICHLAND BANK GENERAL ACCT 0580	301,639.12	
RICHLAND BANK ANTHEM SWEEP 3523	1,509,634.52	
RICHLAND BANK EE BENEFITS 3180	2,041.38	
RICHLAND BANK PAYROLL ACCT 9780	27,206.91	
RICHLAND BANK ATHLETIC ACCT 3280	3,550.00	
	-----	
Total Depository Balances (Gross)		\$ 7,035,574.17
Adjustments to Bank Balance:		
Cash in Transit to Bank	\$ 5,964.90	
Outstanding Checks	296,698.19-	
Adjustments	687.54-	
Municipal Income Tax Deduction -\$687.54		
	-----	
Total Adjustments to Bank Balance		291,420.83-
Investments:		
Treasury Bonds and Notes	\$ 27,294,184.83	
Certificate of Deposits	8,408,000.00	
Other Securities	14,650,819.09	
Other Investments:		
Richland Bank MMA (5750)	169,040.19	
RICHLAND BANK MMA (R252)	10,100,713.25	
Richland Bank MMA/Sav (R252)	248,000.00	
	-----	
Total Investments		60,870,757.36
Cash on Hand:		
Petty Cash:		
TREASURER'S OFFICE	\$ 100.00	
HIGH SCHOOL	50.00	
JUNIOR HIGH SCHOOL	50.00	
EASTERN, CENTRAL, WESTERN	100.00	
Change Cash:		
ATHLETIC CHANGE	\$ 3,000.00	
CAFETERIA CHANGE	333.00	
JUNIOR HIGH SCHOOL	100.00	
Cash with Fiscal Agent	0.00	
	-----	
Total Cash on Hand		3,733.00
		-----
Total Balances		\$ 67,618,643.70
		=====
Total Fund Balance		\$ 67,618,643.70
		=====
Depository Clearance Accounts:		
	-----	
Total Clearance Account Balances		\$ 0.00

*James L. Whitwell*

February 01, 2020 through February 29, 2020

Account Name : Lexington Local SD Managing Agency

Account No : 5750

## Summary Of Investment Holdings

Quantity	Description		Unit Value	Market Value	Tax Cost	Estimated Ann Inc	Yield To Mkt
<b><u>Money Markets - Taxable</u></b>							
169,040.19	Northern Insll Government Select Portfolio		1.0000	169,040.19	169,040.19	2,518.70	1.49%
<b><i>Totals</i></b>				<b>169,040.19</b>	<b>169,040.19</b>	<b>2,518.70</b>	<b>1.49%</b>
<b><u>Marketable CDs</u></b>							
200,000	Alma Bank	1.300%	06/10/2020	99.9440	199,888.00	2,600.00	1.30%
150,000	Community Fin'l Svcs Bk KY	1.500%	08/19/2020	100.0000	150,000.00	2,250.00	1.50%
200,000	Bank Leumi USA NY NY	1.750%	08/25/2020	100.1167	200,233.40	3,500.00	1.75%
248,000	Wells Fargo Bank NA	2.800%	09/14/2020	100.7064	249,751.87	6,944.00	2.78%
200,000	Marilyn Business Bank	1.850%	10/13/2020	100.2329	200,465.80	3,700.00	1.85%
175,000	Unison Bank	1.500%	11/25/2020	100.4211	175,736.93	2,625.00	1.49%
200,000	Goldman Sachs Bank USA	1.850%	02/17/2021	100.3856	200,771.20	3,700.00	1.84%
200,000	MB Financial Bank NA	1.400%	03/30/2021	99.6774	199,354.80	2,800.00	1.40%
100,000	BankVista	1.400%	04/06/2021	99.9453	99,945.30	1,400.00	1.40%
200,000	Bank of Santa Clarita CA	1.400%	04/15/2021	99.9441	199,888.20	2,800.00	1.40%
200,000	Stearns Bank NA	1.950%	09/29/2021	100.7836	201,567.20	3,900.00	1.93%
200,000	Citibank NA	3.150%	10/26/2021	102.7789	205,557.80	6,300.00	3.06%
200,000	BMW Bank North America	3.050%	12/28/2021	102.8874	205,774.80	6,100.00	2.96%
100,000	Medallion Bank UT	3.500%	01/10/2022	102.9405	102,940.50	3,500.00	3.40%
150,000	TIAA FSB	2.850%	02/22/2022	102.7347	154,102.05	4,275.00	2.77%
200,000	Bridgewater Bank Bloom MN	1.900%	02/28/2022	100.8878	201,775.60	3,800.00	1.88%
200,000	Continental Bank UT	1.900%	06/22/2022	100.9596	201,919.20	3,800.00	1.88%
200,000	American Express Centurion	2.400%	09/12/2022	101.8605	203,721.00	4,800.00	2.36%
200,000	Discover Bank	2.250%	09/27/2022	101.8852	203,770.40	4,500.00	2.21%
200,000	Sallie Mae Bank SLC UT	2.500%	12/13/2022	102.6694	205,338.80	5,000.00	2.44%
25,000	State Bank of India NY	3.000%	03/06/2023	104.2921	26,073.03	750.00	2.88%
200,000	Comenity Capital Bank	2.700%	04/17/2023	103.5325	207,065.00	5,400.00	2.61%
150,000	Merrick Bank	2.050%	07/12/2023	101.6270	152,440.50	3,075.00	2.02%

February 01, 2020 through February 29, 2020

Account Name : Lexington Local SD Managing Agency

Account No : 5750

## Summary Of Investment Holdings

Quantity	Description			Unit Value	Market Value	Tax Cost	Estimated Ann Inc	Yield To Mkt
<i>Totals</i>					4,148,081.38	4,098,000.00	87,519.00	2.11%
<u>U.S. Govt Agv-Exempt State</u>								
150,000	FFCB	1.690%	02/12/2024	100.1994	150,299.06	150,000.00	2,535.00	1.69%
<i>Totals</i>					150,299.06	150,000.00	2,535.00	1.69%
<u>U.S. Govt Agv-Non-Ex St-Int Only</u>								
300,000	FNMA	1.300%	07/28/2020	100.0679	300,203.71	300,000.00	3,900.00	1.30%
150,000	FHLMC	1.900%	09/05/2023	100.0061	150,009.18	150,000.00	2,850.00	1.90%
200,000	FHLMC	2.050%	09/05/2023	100.0049	200,009.72	200,000.00	4,100.00	2.05%
200,000	FHLMC	1.900%	10/30/2023	100.1065	200,212.95	200,000.00	3,800.00	1.90%
<i>Totals</i>					850,435.56	850,000.00	14,650.00	1.72%
<i>Grand Total</i>					5,317,856.19	5,267,040.19	107,222.70	2.02%

Gain or Loss amounts and transactions, as shown, may not reflect the amount to be used for income tax purposes.

1.2

February 01, 2020 through February 29, 2020

Account Name : Lexington Local SD Bond Acct Man Agcy

Account No : R252

## Summary Of Investment Holdings

Quantity	Description		Unit Value	Market Value	Tax Cost	Estimated Ann Inc	Yield To Mkt
<b><u>Money Markets - Taxable</u></b>							
10,100,713.25	Northern Instl Government Select Portfolio		1.0000	10,100,713.25	10,100,713.25	150,500.63	1.49%
<b>Totals</b>				<b>10,100,713.25</b>	<b>10,100,713.25</b>	<b>150,500.63</b>	<b>1.49%</b>
<b><u>Money Markets/Savings - Taxable</u></b>							
248,000	Park National Bank FDIC Account P250		1.0000	248,000.00	248,000.00	3,695.20	1.49%
<b>Totals</b>				<b>248,000.00</b>	<b>248,000.00</b>	<b>3,695.20</b>	<b>1.49%</b>
<b><u>Marketable CDs</u></b>							
238,000	Zions Bancorp NA	1.950%	03/23/2020	100.0278	238,066.16	238,000.00	4,641.00 1.95%
248,000	Safra National Bank NY	2.000%	04/15/2020	100.0620	248,153.76	248,000.00	4,960.00 2.00%
238,000	Bank of America	1.950%	04/24/2020	100.0667	238,158.75	238,000.00	4,641.00 1.95%
238,000	Bank of Baroda	2.000%	04/24/2020	100.0744	238,177.07	238,000.00	4,760.00 2.00%
238,000	First National Bank	1.950%	06/25/2020	100.1446	238,344.15	238,000.00	4,641.00 1.95%
238,000	Goldman Sachs Bank USA	1.950%	07/23/2020	100.1742	238,414.60	238,000.00	4,641.00 1.95%
238,000	Morgan Stanley Bank NA	1.950%	07/24/2020	100.1754	238,417.45	238,000.00	4,641.00 1.95%
238,000	MetaBank	1.700%	10/30/2020	100.1533	238,364.85	238,000.00	4,046.00 1.70%
238,000	BMO Harris Bank NA	1.750%	11/02/2020	100.1924	238,457.91	238,000.00	4,165.00 1.75%
238,000	New York Community Bank	1.650%	12/10/2020	100.1530	238,364.14	238,000.00	3,927.00 1.65%
240,000	Bank OZK	1.650%	01/04/2021	100.1683	240,403.92	240,000.00	3,960.00 1.65%
240,000	Bank of India NY	1.650%	01/27/2021	100.1813	240,435.12	240,000.00	3,960.00 1.65%
240,000	ESSA Bank & Trust PA	1.600%	01/28/2021	100.1359	240,326.16	240,000.00	3,840.00 1.60%
240,000	Morgan Stanley PVT Bank	1.700%	01/29/2021	100.2284	240,548.16	240,000.00	4,080.00 1.70%
240,000	TBK Bank SSB	1.650%	01/29/2021	100.1823	240,437.52	240,000.00	3,960.00 1.65%
240,000	First Foundation Bank	1.600%	02/04/2021	100.1392	240,334.08	240,000.00	3,840.00 1.60%
240,000	Hardin County Bank	1.600%	02/05/2021	100.1390	240,333.60	240,000.00	3,840.00 1.60%
240,000	Haven Savings Bank	1.600%	02/12/2021	100.1429	240,342.96	240,000.00	3,840.00 1.60%
<b>Totals</b>				<b>4,316,080.36</b>	<b>4,310,000.00</b>	<b>76,383.00</b>	<b>1.77%</b>

February 01, 2020 through February 29, 2020

Account Name : Lexington Local SD Bond Acct Man Agcy

Account No : R252

## Summary Of Investment Holdings

Quantity	Description			Unit Value	Market Value	Tax Cost	Estimated Ann Inc To Mkt	Yield
<b><u>U.S. Treasury Bills</u></b>								
15,000,000	US Treasury Bill		07/16/2020	99.5604	14,934,060.00	14,723,270.83	171,891.03	1.15%
8,600,000	US Treas Bill		07/23/2020	99.5327	8,559,812.20	8,538,064.00	100,492.20	1.17%
<i>Totals</i>					<b>23,493,872.20</b>	<b>23,261,334.83</b>	<b>272,383.23</b>	<b>1.16%</b>
<b><u>U.S. Treasury Bonds</u></b>								
3,000,000	US Treasury Bond	2.750%	09/30/2020	100.8750	3,026,250.00	3,032,850.00	82,500.00	2.73%
<i>Totals</i>					<b>3,026,250.00</b>	<b>3,032,850.00</b>	<b>82,500.00</b>	<b>2.73%</b>
<b><u>Commercial Paper - Corporate</u></b>								
2,950,000	Agricultural Bk China Com'l	1.960%	03/31/2020	99.3086	2,929,602.40	2,929,602.39	57,820.01	1.97%
2,950,000	PACCAR Financial Corp Com'l		04/27/2020	99.6183	2,938,738.91	2,938,738.91	45,550.45	1.55%
2,950,000	Prudential Pl Com'l Paper	1.600%	06/02/2020	99.3778	2,931,644.45	2,931,644.45	47,200.00	1.61%
2,950,000	Walt Disney Company Com'l Pa	1.600%	06/25/2020	99.1467	2,924,826.68	2,924,826.67	47,200.00	1.61%
2,950,000	Natl Sec Clearing Cor Com'l	1.600%	07/15/2020	99.1867	2,926,006.68	2,926,006.67	47,200.00	1.61%
<i>Totals</i>					<b>14,650,819.12</b>	<b>14,650,819.09</b>	<b>244,970.46</b>	<b>1.67%</b>
<i>Grand Total</i>					<b>55,835,734.93</b>	<b>55,603,717.17</b>	<b>830,432.52</b>	<b>1.49%</b>

Gain or Loss amounts and transactions, as shown, may not reflect the amount to be used for income tax purposes.

**LEXINGTON LOCAL SCHOOLS**  
**INVESTMENT REPORT FOR THE MONTH ENDING**  
**FEBRUARY 29, 2020**

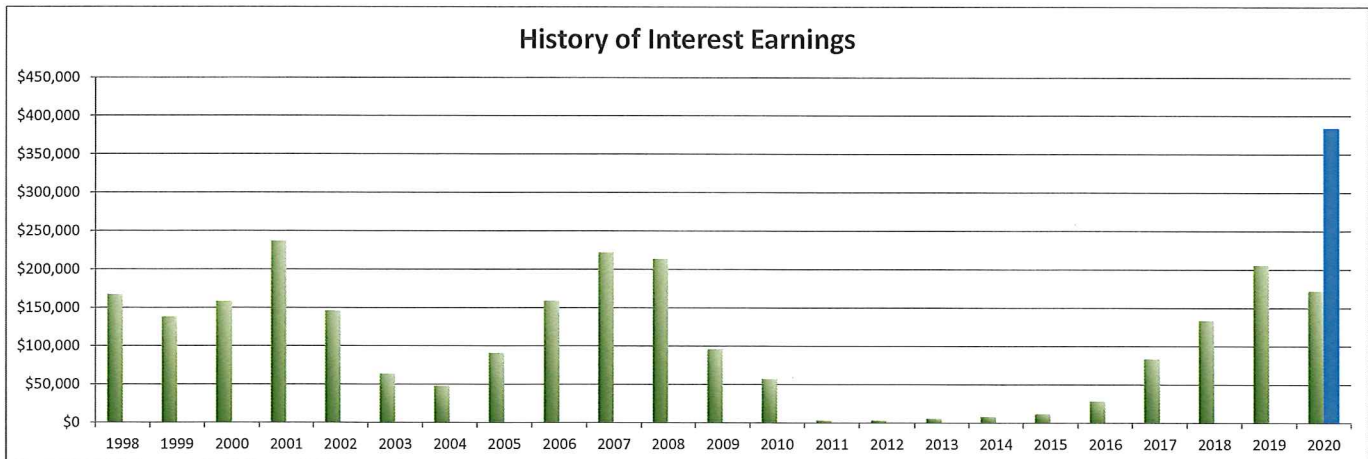
INTEREST EARNED:	THIS MONTH	FISCAL YEAR TO DATE
Richland Bank, General Sweep	\$796.45	\$12,817.20
Richland Bank, General MMA	\$4,973.53	\$75,896.34
Richland Bank, Anthem Sweep	\$1,648.38	\$14,351.95
Star Ohio	\$0.00	\$0.00
CDs, Bonds, and other investments	\$7,109.84	\$69,396.52
<b>TOTAL INTEREST RECEIVED</b>	<b>\$14,528.20</b>	<b>\$172,462.01</b>

INTEREST EARNED (LEX BOND ACCT)	THIS MONTH	FISCAL YEAR TO DATE
Richland Bank, General Sweep	\$0.00	\$0.00
Richland Bank, General MMA	\$0.00	\$0.00
Richland Bank, Anthem Sweep	\$0.00	\$0.00
Star Ohio	\$0.00	\$0.00
CDs, Bonds, and other investments	\$69,388.86	\$384,491.52
<b>TOTAL INTEREST RECEIVED</b>	<b>\$69,388.86</b>	<b>\$384,491.52</b>

History of Interest Earnings	Fiscal Year	Interest Earnings
	1998	\$ 167,057.52
	1999	\$ 138,113.69
	2000	\$ 157,991.72
	2001	\$ 236,839.79
	2002	\$ 146,052.34
	2003	\$ 63,712.36
	2004	\$ 47,970.95
	2005	\$ 90,719.94
	2006	\$ 158,724.51
	2007	\$ 221,998.86
	2008	\$ 213,660.34
	2009	\$ 95,639.63
	2010	\$ 56,860.22
	2011	\$ 3,001.78
	2012	\$ 3,090.00
	2013	\$ 5,758.97
	2014	\$ 8,349.92
	2015	\$ 11,765.22
	2016	\$ 28,300.22
	2017	\$ 83,194.26
	2018	\$ 133,582.49
	2019	\$ 205,588.68
FISCAL Year To Date	2020	\$172,462.01

Lex Bond Acct Interest Earnings	Fiscal Year	Interest Earnings
FISCAL Year To Date	2020	\$384,491.52

<b>Total Interest Earnings 1998 to Present</b>	<b>\$ 2,450,435.42</b>
--	------------------------



Fnd	Sec	Description	Beginning Balance	MTD Revenues	FYTD Revenues	MTD Expenditures	FYTD Expenditures	Current Available Balance
001	0000	GENERAL FUND	9,425,388.56	2,006,398.59	14,721,895.25	2,028,678.43	16,835,531.08	7,311,752.73
001	9412	GENERAL BUDGET RESERVE SE	87,928.97	.00	.00	.00	.00	87,928.97
002	0000	BOND RETIREMENT FUND	1,925.89	188,247.50	3,337,379.74	.00	415,418.79	2,923,886.84
003	0000	PERMANENT IMPROVEMENT FUN	65,009.60	70,441.00	393,478.44	5,105.66	627,572.48	169,084.44-
004	0000	LFI BUILDING FUND	.00	13,604.77	56,545,562.51	28,033.75	45,643,586.91	10,901,975.60
006	0000	FOOD SERVICE FUND	2,391.51-	29,528.79	381,799.07	68,644.72	498,234.47	118,826.91-
007	9100	LEXINGTON MINUTEMEN ACADE	18,983.37	2,806.50	112,812.91	.00	8,250.00	123,546.29
007	9800	TERRY McCAMMON SCHOLARSHI	12,770.55	16.46	650.40	.00	.00	13,420.95
010	0000	CLASSROOM FACILITIES CONS	.00	55,784.09	45,309,167.42	132,733.15	607,425.85	44,701,741.57
018	9100	HIGH SCHOOL PRINCIPAL'S F	1,364.37	199.67	5,081.97	124.33	2,571.12	3,875.22
018	9101	HIGH SCHOOL FLOWER FUND	.00	104.00	104.00	.00	.00	104.00
018	9200	JUNIOR HIGH PRINCIPAL'S F	2,084.24	.00	4,354.00	255.00	519.47	5,918.77
018	9300	EASTERN PRINCIPAL'S FUND	5,077.34	10.50	753.31	300.00	4,411.62	1,419.03
018	9301	EASTERN ELEMENTARY BOOKFA	9,119.25	.00	2,248.82	.00	7,496.40	3,871.67
018	9302	EASTERN ELEMENTARY MATH	1,236.52	.00	.00	.00	200.00	1,036.52
018	9303	EASTERN RUN CLUB	206.68	.00	1,135.00	.00	819.85	521.83
018	9400	CENTRAL PRINCIPAL'S FUND	8,832.01	328.68	2,576.08	123.13	1,602.54	9,805.55
018	9401	CENTRAL ELEMENTARY BOOKFA	3,284.84	27.16	3,157.50	.00	1,425.55	5,016.79
018	9402	CENTRAL ELEMENTARY ART	1,941.37	.00	.00	.00	.00	1,941.37
018	9500	WESTERN PRINCIPAL'S FUND	16,890.68	125.00	3,711.67	.00	3,919.38	16,682.97
018	9501	WESTERN ELEMENTARY BOOKFA	2,944.06	.00	3,154.79	230.52	3,361.46	2,737.39
018	9503	WESTERN ELEMENTARY ART	1,986.42	.00	.00	.00	.00	1,986.42
018	9901	JUNIOR HIGH TEACHER ADVIS	109.25	.00	.00	.00	.00	109.25
019	9001	ACADEMIC BOOSTERS GRANTS	769.07	.00	.00	.00	.00	769.07
019	9121	CENTRAL ELEMENTARY PTO GR	974.67	9.59	1,212.36	.00	314.75	1,872.28
019	9122	EASTERN ELEMENTARY PTO GR	1,279.64	9.59	1,073.85	.00	1,071.36	1,282.13
019	9123	WESTERN ELEMENTARY PTO GR	1,429.82	9.58	1,073.85	.00	378.92	2,124.75
019	9200	RICHLAND COUNTY FOUNDATIO	200.00	.00	.00	.00	.00	200.00
019	9218	RICH CO FOUND-WRITE STUFF	52.93	.00	.00	.00	.00	52.93
019	9219	RICH CO FOUND-CLASSROOM L	.00	.00	549.52	.00	549.52	.00
019	9220	RICH CO FOUND-LEGOS AND B	.00	.00	915.00	.00	859.79	55.21
019	9221	RICH CO FOUND-SCIENCE DIS	.00	.00	1,500.00	.00	1,499.05	.95
019	9301	RICH CO FOUND/SECO ROBOTI	31.72	.00	.00	.00	.00	31.72
019	9302	RICH CO RETIRED TEACHERS	150.00	.00	.00	.00	.00	150.00
022	9601	OHSAA TOURNAMENT AGENCY F	108.42	.00	17,150.00	.00	17,385.82	127.40-
024	0000	EMPLOYEE BENEFITS FUND FD	1,148,706.99	458,961.09	3,594,340.33	374,528.69	3,231,371.42	1,511,675.90
200	9101	HIGH SCHOOL ART CLUB	93.76	.00	278.70	.00	.00	372.46
200	9102	HIGH SCHOOL DRAMA CLUB	25,775.03	100.00	100.00	293.06	2,119.02	23,756.01
200	9103	HIGH SCHOOL MATH CLUB	52.70	.00	.00	.00	.00	52.70
200	9104	HIGH SCHOOL LEADERSHIP CO	754.05	.00	.00	.00	56.94	697.11
200	9105	HIGH SCHOOL FRENCH CLUB	302.37	.00	32.38	.00	.00	334.75
200	9107	HIGH SCHOOL SPANISH CLUB	618.50	.00	.00	.00	50.00	568.50
200	9108	HIGH SCHOOL LED CLUB	3,286.40	17.04	517.49	.00	981.87	2,822.02
200	9114	HIGH SCHOOL STUDENT COUNC	2,958.92	.00	568.00	.00	1,239.97	2,286.95
200	9115	HIGH SCHOOL KEY CLUB	950.98	110.00	2,980.00	32.00-	2,335.38	1,595.60
200	9116	HIGH SCHOOL CHESS CLUB	321.00	.00	.00	.00	.00	321.00



FINANCIAL SUMMARY REPORT  
Processing Month: February 2020  
LEXINGTON LOCAL SCHOOLS

Fnd	Scc	Description	Beginning Balance	MTD Revenues	FYTD Revenues	MTD Expenditures	FYTD Expenditures	Current Available Balance
200	9119	HIGH SCHOOL YEARBOOK FUND	49,110.95	280.00	8,585.00	2,957.80	6,370.75	51,325.20
200	9120	HIGH SCHOOL JOURNALISM FU	505.44	.00	.00	.00	.00	505.44
200	9121	HIGH SCHOOL NATIONAL HOND	807.17	.00	1,190.00	.00	1,148.00	849.17
200	9201	JUNIOR HIGH ART CLUB	541.33	.00	.00	.00	.00	541.33
200	9204	JUNIOR HIGH STUDENT COUNC	1,000.31	725.25	1,316.60	170.00	426.64	1,890.27
200	9205	JUNIOR HIGH LIBRARY CLUB	77.65	.00	.00	.00	.00	77.65
200	9301	EASTERN ELEMENTARY STUDEN	1,233.78	.00	250.00	.00	268.85	1,214.93
200	9302	EASTERN ELEMENTARY ROBOTI	650.95	.00	720.00	.00	795.79	575.16
200	9611	HIGH SCHOOL INFORMED TEEN	903.63	.00	.00	.00	.00	903.63
200	9612	JUNIOR HIGH INFORMED TEEN	492.74	17.40	59.52	.00	22.90	529.36
300	9115	JAZZ BAND	1,850.81	.00	.00	.00	338.20	1,512.61
300	9116	CHOIR	1,085.20	.00	300.00	.00	100.25	1,284.95
300	9206	JUNIOR HIGH PHYS ED DEPAR	3,924.68	300.00	1,940.00	.00	2,185.87	3,678.81
300	9210	JR HIGH INSTRUMENTAL	41.03	.00	.00	.00	.00	41.03
300	9600	ATHLETIC FUND	6,471.99	9,149.00	174,662.28	14,585.91	185,479.63	4,345.36-
300	9601	ATHLETIC CAPITAL FUND	39,000.00	.00	13,000.00	.00	.00	52,000.00
300	9602	ORCHESTRA	63.22	.00	.00	.00	.00	63.22
300	9603	ELEMENTARY MUSIC	1,795.57	.00	.00	.00	223.48	1,572.09
300	9605	BAND	232.95	.00	.00	.00	.00	232.95
451	9020	Network Connectivity FY 2	.00	.00	4,500.00	.00	9,000.00	4,500.00-
467	0000	STUDENT WELLNESS AND SUCC	.00	156,476.06	313,012.20	34,790.56	171,375.15	141,637.05
499	9020	SCHOOL SAFETY GRANT FY20	.00	.00	10,607.48	7,898.48	7,898.48	2,709.00
516	9019	IDEA-B SPECIAL EDUCATION	40,448.50-	.00	78,905.73	.00	38,457.23	.00
516	9020	IDEA-B SPECIAL EDUCATION	.00	51,511.65	296,002.35	49,764.64	304,871.33	8,868.98-
572	9019	TITLE I FY19	11,341.27-	.00	23,520.05	.00	12,178.78	.00
572	9020	TITLE I FY20	.00	52,792.77	166,641.69	23,180.15	172,696.43	6,054.74-
587	9019	EARLY CHILDHOOD SPECIAL E	7,546.89-	.00	7,546.89	.00	.00	.00
587	9020	EARLY CHILDHOOD SPECIAL E	.00	.00	9,368.26	893.15	9,821.70	453.44-
590	9020	TITLE II-A IMPROVING TEAC	.00	10,607.64	44,692.23	7,893.82	47,232.87	2,540.64-
599	9020	TITLE IV FY20	.00	3,750.00	22,640.96	.00	22,640.96	.00
Grand Total All Funds			10,903,962.17	3,112,449.37	125630,775.60	2,781,152.95	68916,094.07	67618,643.70
Total Invested Funds			.00					

DATE: 03/03/2020  
TIME: 09:03:09OHIO DEPARTMENT OF EDUCATION - OFFICE OF SCHOOL MANAGEMENT ASSISTANCE  
ANNUAL SPENDING PLAN (CURRENT OPERATION - GENERAL FUND ONLY - O.R.C. 5705.391)

PAGE: 1

SCHOOL DISTRICT: LEXINGTON LOCAL SCHOOLS

IRN # 049437

COUNTY: RICHLAND

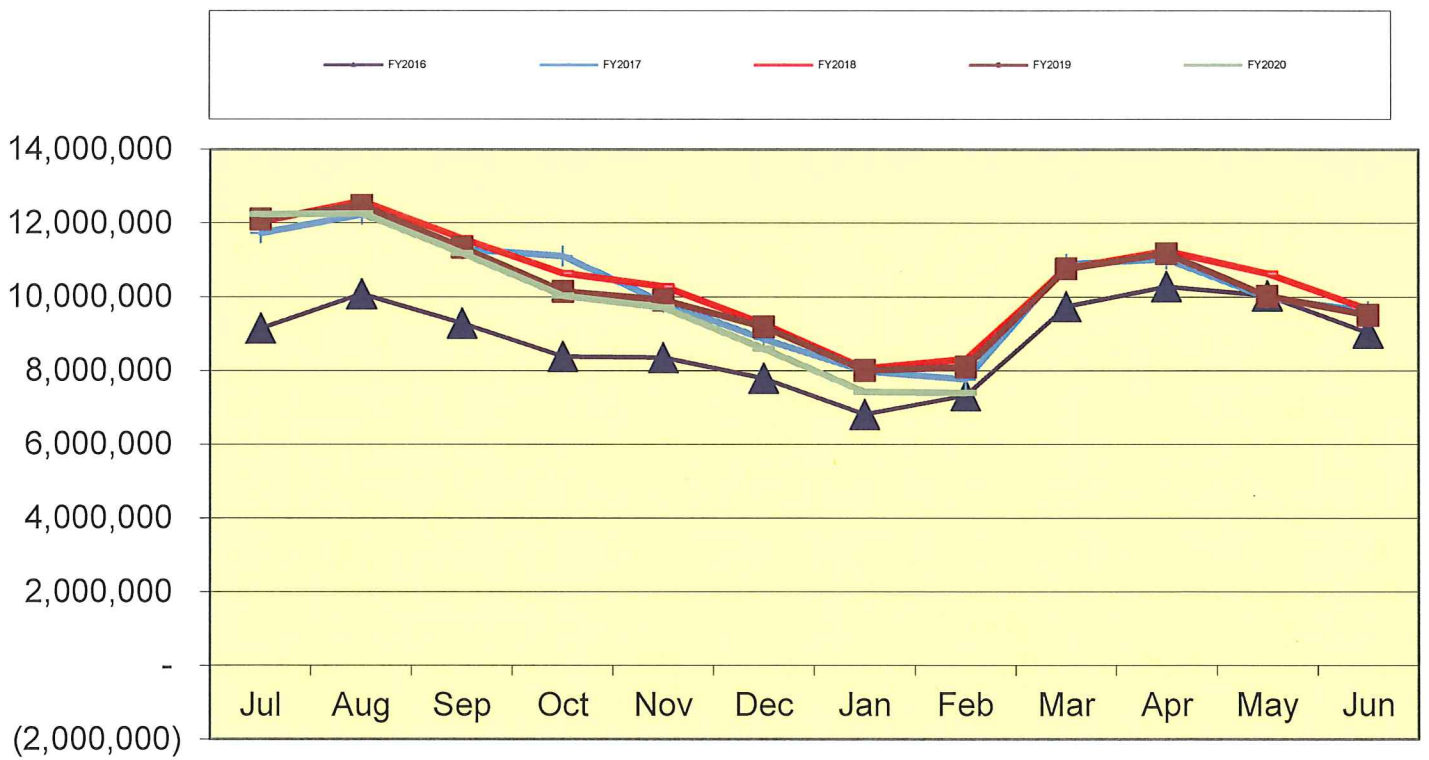
FISCAL YEAR: 2020 MONTH: 02

	MONTHLY ESTIMATE	MONTHLY ACTUAL	MONTHLY DIFFERENCE	FISCAL YTD ESTIMATE	FISCAL YTD ACTUAL	FISCAL YTD DIFFERENCE
<b>REVENUES</b>						
01.010 General Property (Real Estate)	1,125,000	955,812	169,188-	5,871,629	5,702,441	169,188-
01.020 Tangible Personal Property Tax	0	0	0	375,545	389,846	14,301
01.030 Income Tax	0	0	0	0	0	0
01.035 Unrestricted Grants-in-Aid	895,000	873,049	21,951-	7,261,679	7,157,673	104,006-
01.040 Restricted Grants-in-Aid	6,200	6,203	3	49,613	49,625	12
01.045 Restricted Grants-in-Aid - SFSP	0	0	0	0	0	0
01.050 Property Tax Allocation	0	0	0	863,708	860,993	2,715-
01.060 All Other Operating Revenue	45,000	171,335	126,335	414,812	476,949	62,137
01.070 Total Revenue	2,071,200	2,006,399	64,801-	14,836,986	14,637,527	199,459-
<b>OTHER FINANCING SOURCES</b>						
02.010 Proceeds from Sale of Notes	0	0	0	0	0	0
02.020 State Emergency Loans & Advancements (Approved)	0	0	0	0	0	0
02.040 Operating Transfers-In	0	0	0	0	0	0
02.050 Advances-In	0	0	0	0	0	0
02.060 All Other Financing Sources	10,000	0	10,000-	72,759	84,365	11,606
02.070 Total Other Financing Sources	10,000	0	10,000-	72,759	84,365	11,606
02.080 Total Revenues and Other Financing Sources	2,081,200	2,006,399	74,801-	14,909,745	14,721,892	187,853-
<b>EXPENDITURES</b>						
03.010 Personal Services	1,145,000	1,100,231	44,769-	9,017,302	8,929,308	87,994-
03.020 Employees' Retirement/Insurance Benefits	580,000	564,189	15,811-	4,579,087	4,593,869	14,782
03.030 Purchased Services	350,000	327,349	22,651-	2,628,276	2,473,028	155,248-
03.040 Supplies and Materials	40,000	32,020	7,980-	654,161	648,335	5,826-
03.050 Capital Outlay	3,500	0	3,500-	58,760	44,117	14,643-
03.060 Intergovernmental	0	0	0	0	0	0
04.010 Debt Service: All Principal (Historical)	0	0	0	0	0	0
04.020 Debt Service: Principal - Notes	0	0	0	0	0	0
04.030 Debt Service: Principal - State Loans	0	0	0	0	0	0
04.040 Debt Service: Principal - State Advancements	0	0	0	0	0	0
04.050 Debt Service: Principal - HB 264 Loans	0	0	0	0	0	0
04.055 Debt Service: Principal - Other	0	0	0	0	0	0
04.060 Debt Service: Interest and Fiscal Charges	0	0	0	0	0	0
04.300 Other Objects	5,500	4,890	610-	153,608	146,875	6,733-
04.500 Total Expenditures	2,124,000	2,028,679	95,321-	17,091,194	16,835,532	255,662-
<b>OTHER FINANCING USES</b>						
05.010 Operating Transfers - Out	0	0	0	0	0	0
05.020 Advances - Out	0	0	0	0	0	0
05.030 All Other Financing Uses	0	0	0	0	0	0
05.040 Total Other Financing Uses	0	0	0	0	0	0
05.050 Total Expenditure and Other Financing Uses	2,124,000	2,028,679	95,321-	17,091,194	16,835,532	255,662-
06.010 Excess Rev & Oth Financing Sources over(under) Exp &	42,800-	22,280-	20,520	2,181,449-	2,113,640-	67,809
07.010 Beginning Cash Balance	7,374,669	7,421,958	47,289	9,513,318	9,513,318	0
07.020 Ending Cash Balance	7,331,869	7,399,678	67,809	7,331,869	7,399,678	67,809
08.010 Outstanding Encumbrances	1,100,000	934,499	165,501-	1,100,000	934,499	165,501-

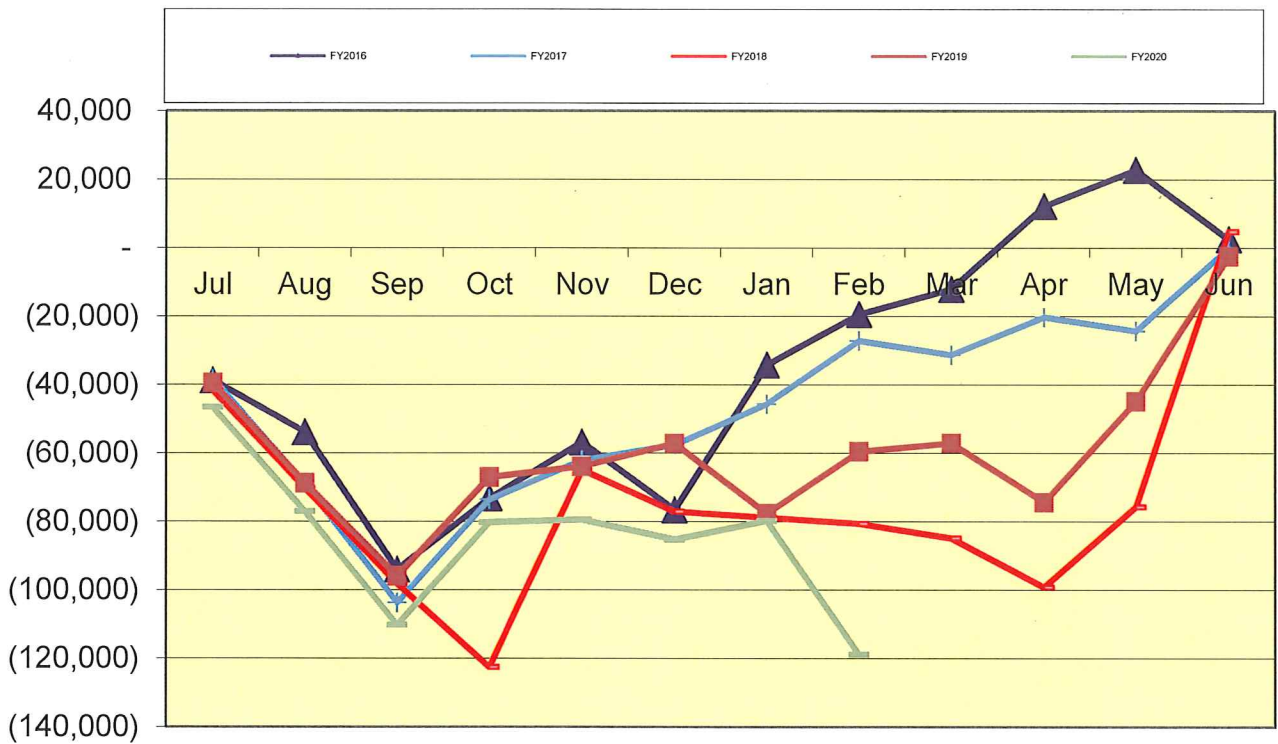
**LEXINGTON LOCAL SCHOOL DISTRICT  
GENERAL FUND ONLY 2019-2020  
SUMMARY OF RECEIPTS AND EXPENDITURES - FIVE YEAR FORECAST FORMAT**

LINE 7.010	BEGINNING CASH BALANCE		\$ 9,513,318		
	2/29/2020	FISCAL	FISCAL	VARIANCE	PERCENT
		YEAR TO DATE	YEAR TO DATE	Estimate vs.	of
		Estimate	Actual	Actual	VARIANCE
	<b>REVENUES</b>				
LINE 1.010	Real Estate Tax	\$ 5,871,629	\$ 5,702,441	(\$169,188)	-2.88%
LINE 1.020	Personal Property Tax	\$ 375,545	\$ 389,846	\$14,301	3.81%
LINE 1.030	Income Tax	\$ -	\$ -	\$0	
LINE 1.035	State Funding	\$ 7,261,679	\$ 7,157,673	(\$104,006)	-1.43%
LINE 1.040	Career Tech / Economic Disadv.	\$ 49,613	\$ 49,625	\$12	0.02%
LINE 1.050	Property Tax Allocation	\$ 863,708	\$ 860,993	(\$2,715)	-0.31%
LINE 1.060	Other Operating Revenue	\$ 414,812	\$ 476,949	\$62,137	14.98%
LINE 1.070	<b>TOTAL REVENUE</b>	<b>\$ 14,836,986</b>	<b>\$ 14,637,527</b>	<b>(\$199,459)</b>	<b>-1.34%</b>
			\$ -		
LINE 2.01	Proceeds from Notes	\$ -	\$ -	\$0	
LINE 2.04	Transfers In	\$ -	\$ -	\$0	
LINE 2.050	Advances In	\$ -	\$ -	\$0	#DIV/0!
LINE 2.060	Other Financing Sources	\$ 72,759	\$ 84,365	\$11,606	15.95%
LINE 2.070	<b>TOTAL OTHER SOURCES</b>	<b>\$ 72,759</b>	<b>\$ 84,365</b>	<b>\$11,606</b>	<b>15.95%</b>
<b>LINE 2.080</b>	<b>TOTAL REVENUES &amp; Sources</b>	<b>\$ 14,909,745</b>	<b>\$ 14,721,892</b>	<b>(\$187,853)</b>	<b>-1.26%</b>
	<b>EXPENSES</b>				
LINE 3.010	Salaries	\$ 9,017,302	\$ 8,929,308	\$87,994	0.98%
LINE 3.020	Retirement and Benefits	\$ 4,579,087	\$ 4,593,869	(\$14,782)	-0.32%
LINE 3.030	Purchased Services	\$ 2,628,276	\$ 2,473,028	\$155,248	5.91%
LINE 3.040	Supplies and Materials	\$ 654,161	\$ 648,335	\$5,826	0.89%
LINE 3.050	Capital Outlay and Equipment	\$ 58,760	\$ 44,117	\$14,643	24.92%
LINE 3.06	INTERGOVERNMENTAL	\$ -	\$ -	\$0	
LINE 4.020	DEBT SERVICE - Notes	\$ -	\$ -	\$0	
LINE 4.060	DEBT SERVICE - Interest charges	\$ -	\$ -	\$0	
LINE 4.300	Other Objects	\$ 153,608	\$ 146,875	\$6,733	4.38%
LINE 4.500	<b>TOTAL EXPENDITURES</b>	<b>\$ 17,091,194</b>	<b>\$ 16,835,532</b>	<b>\$255,662</b>	<b>1.50%</b>
			\$ -		
LINE 5.00	TRANSFERS OUT	\$ -	\$ -	\$0	
LINE 5.02	ADVANCES OUT	\$ -	\$ -	\$0	
LINE 5.03	ALL OTHER USES	\$ -	\$ -	\$0	
LINE 5.040	TOTAL OTHER USES	\$ -	\$ -	\$0	
<b>LINE 5.050</b>	<b>TOTAL EXPENDITURES &amp; USES</b>	<b>\$ 17,091,194</b>	<b>\$ 16,835,532</b>	<b>\$255,662</b>	<b>1.50%</b>
		Estimate	Actual	Variance	
LINE 6.010	<b>REVENUES OVER EXPENSES</b>	<b>\$ (2,181,449)</b>	<b>\$ (2,113,640)</b>	<b>\$67,809</b>	
LINE 7.020	<b>ENDING CASH BALANCE</b>	<b>\$ 7,331,869</b>	<b>\$ 7,399,678</b>	<b>\$67,809</b>	
	Less Reserves	\$ (87,929)	\$ (87,929)	\$ -	
LINE 8.010	Less Outstanding Encumbrances	\$ (1,100,000)	\$ (934,499)	\$ 165,501	-15.05%
<b>LINE 15.010</b>	<b>Unreserved Fund Balance</b>	<b>\$ 6,143,940</b>	<b>\$ 6,377,250</b>	<b>\$233,310</b>	<b>3.80%</b>
		Estimate	Actual	Benchmark Yr. End	
	Salaries/Benefits as % of Revenue	91.6%	92.4%	80.1% or below	
	True Days Cash - Calendar Days on which can operate	87	92	90 or above optimal	

### Lexington Local Schools General Fund Cash Balance

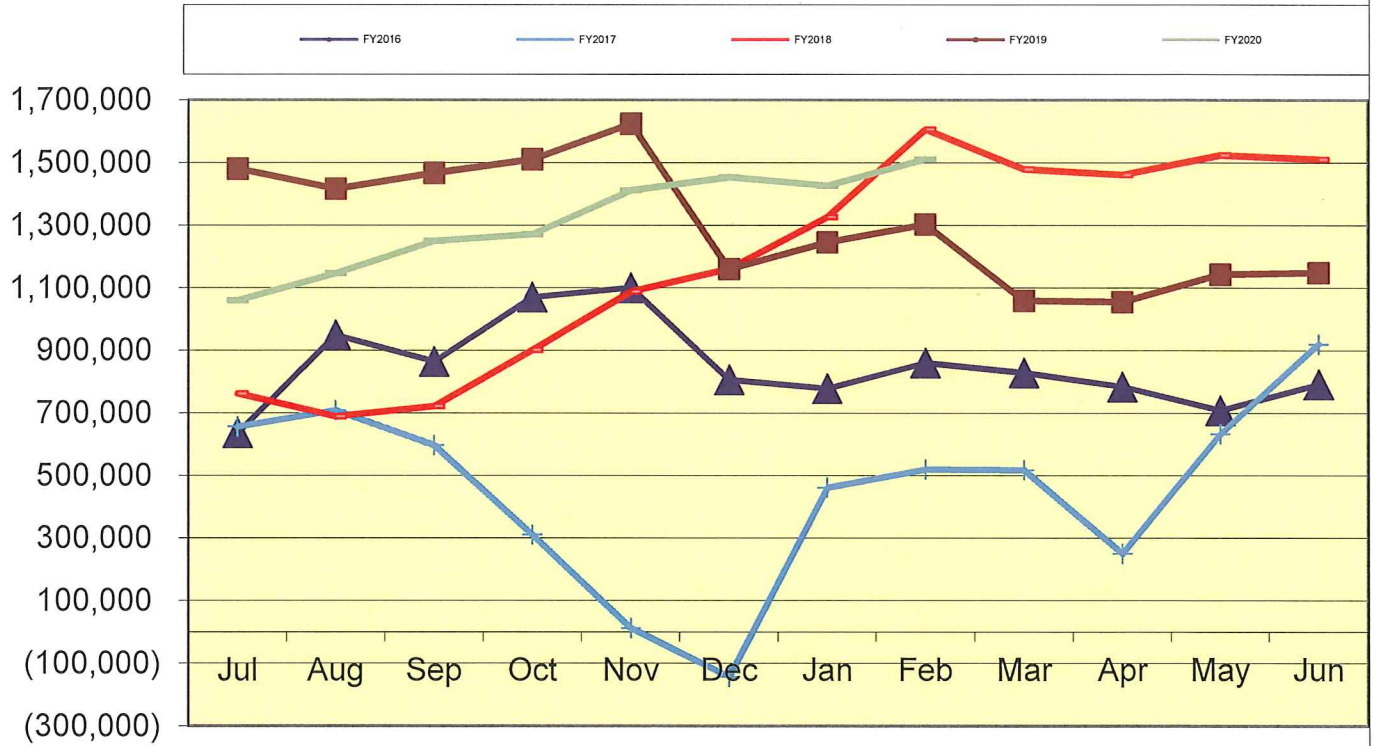


### Lexington Local Schools Food Service Fund Cash Balance





### Lexington Local Schools Employee Benefits Fund Cash Balance



**Lexington Local Schools**

**Permanent Improvement Fund  
2/29/2020**

	Budgeted Amount	Actual Fiscal Year Expended	Current Encumbrances	Expenses / Encumbrances Over/Under Estimate	Remaining Estimated PI Project Costs
<b>Instruction and Administration</b>					
JH Social Studies Textbooks	\$ 21,000.00	\$ 20,719.58	\$ -	\$280.42	\$0.00
Western Elementary Equipment/Materials	\$ 18,734.00	\$ 18,776.17	\$ -	(\$42.17)	\$0.00
Spanish Textbooks/Materials	\$ 9,152.90	\$ -	\$ -	\$9,152.90	\$9,152.90
HS Art Equipment	\$ 8,237.63	\$ 8,537.55	\$ -	(\$299.92)	\$0.00
JH Robotics Equipment	\$ 8,119.82	\$ 8,119.82	\$ -	\$0.00	\$0.00
HS Instrumental Music Equipment	\$ 2,333.33	\$ 2,369.21	\$ 2,672.00	(\$2,707.88)	\$0.00
Eastern Tables	\$ 4,328.32	\$ 4,540.20	\$ -	(\$211.88)	\$0.00
HS Protective Gym Flooring	\$ 3,515.20	\$ 3,515.20	\$ -	\$0.00	\$0.00
Eastern PE Equipment	\$ 3,000.00	\$ 3,250.00	\$ -	(\$250.00)	\$0.00
JH PE Equipment	\$ 1,030.54	\$ 1,030.54	\$ -	\$0.00	\$0.00
AudioMeter (Nurse)	\$ 1,043.67	\$ 1,043.67	\$ -	\$0.00	\$0.00
Wilson Foundation Teacher Kits	\$ 2,606.30	\$ -	\$ -	\$2,606.30	\$2,606.30
Eastern Reading Books	\$ 1,289.76	\$ 1,289.76	\$ -	\$0.00	\$0.00
Eastern Social Studies Text Set	\$ 1,085.78	\$ 1,085.78	\$ -	\$0.00	\$0.00
Central Equipment	\$ 790.60	\$ 640.60	\$ -	\$150.00	\$0.00
Eastern Equipment	\$ 259.19	\$ 259.19	\$ -	\$0.00	\$0.00
Central Tables	\$ 748.80	\$ 392.44	\$ 356.36	\$0.00	\$0.00
HS/Central Office Equipment	\$ 1,900.00	\$ 1,900.00	\$ -	\$0.00	\$0.00
Eastern Music Equipment	\$ 122.92	\$ 102.42	\$ 20.50	\$0.00	\$0.00
Central Comprehension Instruction Materials	\$ 118.00	\$ 129.82	\$ -	(\$11.82)	\$0.00

**Maintenance**

New Maintenance Truck	\$ 45,435.50	\$ 45,435.50	\$ -	\$0.00	\$0.00
Roof Project Western/Central	\$ 28,345.00	\$ 28,345.00	\$ -	\$0.00	\$0.00
Roof Project Bus Garage	\$ 28,392.00	\$ 28,392.00	\$ -	\$0.00	\$0.00

**Transportation**

New mini-buses	\$ 89,400.00	\$ 89,400.00	\$ -	\$0.00	\$0.00
New handicap bus	\$ 86,916.00	\$ 86,762.00	\$ 154.00	\$0.00	\$0.00
Transportation Power Washer	\$ 7,843.06	\$ 7,843.06	\$ -	\$0.00	\$0.00
Transportation Gas Tank	\$ 3,798.00	\$ 3,798.00	\$ -	\$0.00	\$0.00

**Technology**

Computers, servers, tech equip., etc.	\$ 200,000.00	\$ 147,247.61	\$ 9,494.21	\$43,258.18	\$43,258.18
Western Tech Equipment	\$ 3,500.00	\$ 3,500.00	\$ -	\$0.00	\$0.00
Eastern Tech Equipment	\$ 5,000.00	\$ 4,919.01	\$ -	\$80.99	\$0.00

**Food Service**

Food Service Equipment	\$ 15,816.00	\$ 15,765.98	\$ -	\$50.02	\$0.00
Food Service Washing Machine	\$ 398.00	\$ -	\$ 398.00	\$0.00	\$0.00

**Athletics and Student Activities**

HS Athletics Equipment	\$ 21,584.58	\$ 21,428.58	\$ -	\$156.00	\$0.00
HS Marching Band Uniforms	\$ 62,000.00	\$ 61,770.44	\$ -	\$229.56	\$0.00

**Fees**

Tax Collection Fees	\$ 14,500.00	\$ 5,263.35	\$ -	\$9,236.65	\$9,236.65
---------------------	--------------	-------------	------	------------	------------

	Budgeted Amount	Actual Fiscal Year Expended	Current Encumbrances	Expenses / Encumbrances Over/Under Estimate	Remaining Estimated PI Project Costs
<b>Totals</b>	\$ 702,344.90	\$ 627,572.48	\$ 13,095.07	\$61,677.35	\$64,254.03
Total Budgeted	\$ 702,344.90				

Actual Cash Balance 7/1/19	\$ 65,009.60
Revenues FY20 - Taxes from levy	\$ 393,478.44
Expenditures FY20	\$ (627,572.48)
Current Cash Balance	(\$169,084.44)
Current Encumbrances	\$ (13,095.07)
Available Balance	(\$182,179.51)

Remaining Estimated Revenues FY20 - Taxes from levy	\$ 281,521.56
Less: Remaining Estimated PI Project Costs	(\$64,254.03)
6/30/20 Estimated Carryover	\$ 35,088.02

Lexington Local Schools

Food Service Fund 2019-20 vs. 2018-2019 vs. 2017-2018

							Beginning Balance 7/1/18	\$ (2,391)
<b>2019-2020 Through 2/29/20</b>								
<i>Revenues</i>	District-Wide	High School	Junior High	Eastern	Central	Western	<b>Total</b>	
Student Type A, Ezipay, Misc	\$ -	\$ 56,610	\$ 27,600	\$ 31,117	\$ 30,191	\$ 21,651	\$ 167,169	
Student Break, Milk & A La Carte	\$ -	\$ 27,680	\$ 8,167	\$ 7,488	\$ 5,482	\$ 4,734	\$ 53,551	
Adult & Misc revenues	\$ 3,167	\$ 3,686	\$ 828	\$ 1,505	\$ 1,207	\$ 1,036	\$ 11,429	
State Reimb	\$ -	\$ -	\$ -	\$ -	\$ -	\$ -	\$ -	
Federal Reimb	\$ -	\$ 32,495	\$ 23,208	\$ 36,736	\$ 34,474	\$ 22,737	\$ 149,650	
Transfer In	\$ -	\$ -	\$ -	\$ -	\$ -	\$ -	\$ -	
<b>Total Revenues</b>	<b>\$ 3,167</b>	<b>\$ 120,471</b>	<b>\$ 59,803</b>	<b>\$ 76,846</b>	<b>\$ 71,354</b>	<b>\$ 50,158</b>	<b>\$ 381,799</b>	
<i>Expenses</i>								
Wages	\$ 32,936	\$ 74,153	\$ 39,367	\$ 30,551	\$ 23,273	\$ 24,122	\$ 224,402	
Severance	\$ -	\$ -	\$ -	\$ -	\$ -	\$ -	\$ -	
Retirement	\$ 8,009	\$ 13,069	\$ 5,632	\$ 8,515	\$ 4,314	\$ 4,558	\$ 44,097	
Medical	\$ 18,293	\$ 30,536	\$ 10,896	\$ 23,708	\$ 8,399	\$ -	\$ 91,832	
Life, Dent, MC, WC	\$ 1,134	\$ 2,803	\$ 1,871	\$ 1,332	\$ 812	\$ 481	\$ 8,433	
Purch Serv, Repairs, Phone, Post	\$ 2,316	\$ 5,809	\$ 999	\$ 594	\$ 1,046	\$ 546	\$ 11,310	
Supplies	\$ 3,496	\$ -	\$ -	\$ -	\$ -	\$ -	\$ 3,496	
Food Costs	\$ -	\$ 39,838	\$ 19,724	\$ 34,228	\$ 11,473	\$ 9,401	\$ 114,664	
Equipment	\$ -	\$ -	\$ -	\$ -	\$ -	\$ -	\$ -	
Other Costs	\$ -	\$ -	\$ -	\$ -	\$ -	\$ -	\$ -	
<b>Total Expenses</b>	<b>\$ 66,184</b>	<b>\$ 166,208</b>	<b>\$ 78,489</b>	<b>\$ 98,928</b>	<b>\$ 49,317</b>	<b>\$ 39,108</b>	<b>\$ 498,234</b>	
<b>Net Gain (Loss)</b>	<b>\$ (63,017)</b>	<b>\$ (45,737)</b>	<b>\$ (18,686)</b>	<b>\$ (22,082)</b>	<b>\$ 22,037</b>	<b>\$ 11,050</b>	<b>\$ (116,435)</b>	
							<b>Ending Cash Balance 2/29/20</b>	<b>\$ (118,826)</b>

							Beginning Balance 7/1/18	\$ 4,848
<b>2018-2019 Through 2/28/19</b>								
<i>Revenues</i>	District-Wide	High School	Junior High	Eastern	Central	Western	<b>Total</b>	
Student Type A, Ezipay, Misc	\$ -	\$ 62,295	\$ 29,357	\$ 31,218	\$ 27,274	\$ 23,013	\$ 173,157	
Student Break, Milk & A La Carte	\$ -	\$ 32,703	\$ 9,663	\$ 6,482	\$ 4,201	\$ 4,255	\$ 57,304	
Adult & Misc revenues	\$ 6,340	\$ 2,927	\$ 631	\$ 1,469	\$ 1,191	\$ 951	\$ 13,509	
State Reimb	\$ -	\$ -	\$ -	\$ -	\$ -	\$ -	\$ -	
Federal Reimb	\$ -	\$ 36,628	\$ 25,777	\$ 45,928	\$ 29,062	\$ 25,972	\$ 163,367	
Transfer In	\$ -	\$ -	\$ -	\$ -	\$ -	\$ -	\$ -	
<b>Total Revenues</b>	<b>\$ 6,340</b>	<b>\$ 134,553</b>	<b>\$ 65,428</b>	<b>\$ 85,097</b>	<b>\$ 61,728</b>	<b>\$ 54,191</b>	<b>\$ 407,337</b>	
<i>Expenses</i>								
Wages	\$ 32,290	\$ 73,424	\$ 37,235	\$ 25,041	\$ 22,755	\$ 23,378	\$ 214,123	
Severance	\$ -	\$ -	\$ -	\$ -	\$ -	\$ -	\$ -	
Retirement	\$ 7,750	\$ 13,384	\$ 6,890	\$ 7,053	\$ 4,734	\$ 4,302	\$ 44,113	
Medical	\$ 16,853	\$ 28,190	\$ 13,227	\$ 20,310	\$ 4,667	\$ -	\$ 83,247	
Life, Dent, MC, WC	\$ 1,112	\$ 2,831	\$ 1,741	\$ 1,210	\$ 841	\$ 512	\$ 8,247	
Purch Serv, Repairs, Phone, Post	\$ 2,563	\$ 839	\$ 709	\$ 472	\$ 472	\$ 595	\$ 5,650	
Supplies	\$ 3,391	\$ 41,135	\$ 21,248	\$ 32,267	\$ 9,089	\$ 9,224	\$ 116,354	
Food Costs	\$ -	\$ -	\$ -	\$ -	\$ -	\$ -	\$ -	
Equipment	\$ -	\$ -	\$ -	\$ -	\$ -	\$ -	\$ -	
Other Costs	\$ -	\$ -	\$ -	\$ -	\$ -	\$ -	\$ -	
<b>Total Expenses</b>	<b>\$ 63,959</b>	<b>\$ 159,803</b>	<b>\$ 81,050</b>	<b>\$ 86,353</b>	<b>\$ 42,558</b>	<b>\$ 38,011</b>	<b>\$ 471,734</b>	
<b>Net Gain (Loss)</b>	<b>\$ (57,619)</b>	<b>\$ (25,250)</b>	<b>\$ (15,622)</b>	<b>\$ (1,256)</b>	<b>\$ 19,170</b>	<b>\$ 16,180</b>	<b>\$ (64,397)</b>	
							<b>Ending Cash Balance 2/28/19</b>	<b>\$ (59,549)</b>

							Beginning Balance 7/1/17	\$ 13
<b>2017-2018 Through 2/28/18</b>								
<i>Revenues</i>	District-Wide	High School	Junior High	Eastern	Central	Western	<b>Total</b>	
Student Type A, Ezipay, Misc	\$ -	\$ 65,402	\$ 27,065	\$ 31,786	\$ 24,788	\$ 21,266	\$ 170,307	
Student Break, Milk & A La Carte	\$ -	\$ 36,539	\$ 8,999	\$ 8,425	\$ 3,347	\$ 4,835	\$ 62,145	
Adult & Misc revenues	\$ 5,547	\$ 2,666	\$ 745	\$ 1,440	\$ 1,152	\$ 1,089	\$ 12,639	
State Reimb	\$ -	\$ -	\$ -	\$ -	\$ -	\$ -	\$ -	
Federal Reimb	\$ -	\$ 39,086	\$ 26,380	\$ 46,762	\$ 33,401	\$ 22,909	\$ 168,538	
Transfer In	\$ -	\$ -	\$ -	\$ -	\$ -	\$ -	\$ -	
<b>Total Revenues</b>	<b>\$ 5,547</b>	<b>\$ 143,693</b>	<b>\$ 63,189</b>	<b>\$ 88,413</b>	<b>\$ 62,688</b>	<b>\$ 50,099</b>	<b>\$ 413,629</b>	
<i>Expenses</i>								
Wages	\$ 31,768	\$ 78,277	\$ 35,145	\$ 24,142	\$ 22,988	\$ 22,745	\$ 215,065	
Severance	\$ -	\$ -	\$ -	\$ -	\$ -	\$ -	\$ -	
Retirement	\$ 7,613	\$ 16,287	\$ 6,017	\$ 5,813	\$ 5,873	\$ 4,441	\$ 46,044	
Medical	\$ 18,067	\$ 32,991	\$ 15,890	\$ 21,774	\$ 5,003	\$ -	\$ 93,725	
Life, Dent, MC, WC	\$ 1,158	\$ 2,977	\$ 1,723	\$ 1,149	\$ 889	\$ 521	\$ 8,417	
Purch Serv, Repairs, Phone, Post	\$ 2,855	\$ 1,358	\$ 1,031	\$ 1,121	\$ 923	\$ 493	\$ 7,781	
Supplies	\$ 3,181	\$ -	\$ -	\$ -	\$ -	\$ -	\$ 3,181	
Food Costs	\$ -	\$ 47,910	\$ 19,248	\$ 33,874	\$ 9,937	\$ 9,126	\$ 120,095	
Equipment	\$ -	\$ -	\$ -	\$ -	\$ -	\$ -	\$ -	
Other Costs	\$ -	\$ -	\$ -	\$ -	\$ -	\$ -	\$ -	
<b>Total Expenses</b>	<b>\$ 64,642</b>	<b>\$ 179,800</b>	<b>\$ 79,054</b>	<b>\$ 87,873</b>	<b>\$ 45,613</b>	<b>\$ 37,326</b>	<b>\$ 494,308</b>	
<b>Net Gain (Loss)</b>	<b>\$ (59,095)</b>	<b>\$ (36,107)</b>	<b>\$ (15,865)</b>	<b>\$ 540</b>	<b>\$ 17,075</b>	<b>\$ 12,773</b>	<b>\$ (80,679)</b>	
							<b>Ending Cash Balance 2/28/18</b>	<b>\$ (80,666)</b>



Check#	Check Date	Org Sta	Vendor Paid	Check Amount	Status Date
087329	02/05/2020	W/R	BADERTSCHER, AMANDA	160.00	02/18/2020
087330	02/05/2020	W/R	BRIDGEWAY ACADEMY	5,380.00	02/14/2020
087331	02/05/2020	W/R	CARDINAL BUS SALES & SERVICE	239.92	02/13/2020
087332	02/05/2020	W/R	CLEARWATER SYSTEMS	69.40	02/13/2020
087333	02/05/2020	W/R	FORGET-ME-NOT FLOWER SHOP, INC.	40.00	02/13/2020
087334	02/05/2020	W/R	GUMMER WHOLESALE INC	450.00	02/13/2020
087335	02/05/2020	W/R	HAMPTON INN- BOWLING GREEN	1,086.80	02/18/2020
087336	02/05/2020	W/R	HANK'S SALES & SERVICE, INC.	1,900.00	02/18/2020
087337	02/05/2020	W/R	HOLLY'S BOOK RACK	720.00	02/18/2020
087338	02/05/2020	W/R	HOUSTON, JENI	40.00	02/10/2020
087339	02/05/2020	W/R	KIMBALL MIDWEST	134.26	02/13/2020
087340	02/05/2020	W/R	MILLER, LESLIE	150.00	02/24/2020
087341	02/05/2020	W/R	LEXINGTON AUTO PARTS	1,295.52	02/13/2020
087342	02/05/2020	W/R	DEVITO, MARSHA	606.25	02/19/2020
087343	02/05/2020	W/R	MID-OHIO ED. SERVICE CENTER	496.00	02/12/2020
087344	02/05/2020	W/R	MVD SPORTS	354.00	02/19/2020
087345	02/05/2020	W/W	PEARSON ASSESSMENTS	771.75	
087346	02/05/2020	W/R	NORTH CENTRAL OHIO ESC	1,233.00	02/13/2020
087347	02/05/2020	W/R	NOVA LUNA EDUC & CONSULTING	972.00	02/13/2020
087348	02/05/2020	W/W	OMEA	440.00	
087349	02/05/2020	W/R	ORIENTAL TRADING COMPANY	123.13	02/14/2020
087350	02/05/2020	W/R	RICHLAND CO. HEALTH DEPT	1,072.00	02/13/2020
087351	02/05/2020	W/R	SCHOOL HEALTH CORP.	151.97	02/18/2020
087352	02/05/2020	W/R	TEAM SPORTS, INC	44.00	02/14/2020
087353	02/05/2020	W/R	TIFFIN UNIVERSITY	460.00	02/13/2020
087354	02/05/2020	W/R	TREASURER, STATE OF OHIO	943.00	02/14/2020
087355	02/05/2020	W/R	VILLAGE OF LEXINGTON	6,743.67	02/14/2020
087356	02/05/2020	W/R	WILKINS, ZAK	486.85	02/12/2020
087357	02/10/2020	W/R	NICKLES BAKERY	897.49	02/14/2020
087358	02/10/2020	W/R	COWLES, CINDY	1,068.48	02/18/2020
087359	02/10/2020	W/R	CULLIGAN QUALITY WATER	37.00	02/14/2020
087360	02/10/2020	W/R	SPELLING OUT DYSLEXIA	250.00	02/18/2020
087361	02/10/2020	W/R	HITMAN ENTERTAINMENT	170.00	02/18/2020
087362	02/10/2020	W/R	HAYES, JAMES	582.21	02/18/2020
087363	02/10/2020	W/R	KELL ACE HARDWARE	18.79	02/21/2020
087364	02/10/2020	W/W	MESSAGE LOGIX INC	3,500.00	
087365	02/10/2020	W/R	CANNON, PATRICK	345.00	02/11/2020
087366	02/10/2020	W/R	QUENCH	39.14	02/18/2020
087367	02/10/2020	W/R	RENHILL GROUP, INC.	13,747.55	02/14/2020
087368	02/10/2020	W/R	ROTH, ROB	80.00	02/11/2020
087369	02/10/2020	W/R	SMITHFOODS, INC	3,904.80	02/18/2020
087370	02/10/2020	W/R	THE ESKEN GROUP, LLC	2,070.25	02/14/2020
087371	02/10/2020	W/R	TRANSPORTATION ACCESSORIES CO.	441.60	02/18/2020
087372	02/10/2020	W/R	OHIO BUREAU OF CRIMINAL IDENT.	773.00	02/18/2020
087373	02/10/2020	W/R	TRUCK SALES & SERVICE, INC.	1,980.62	02/14/2020
087374	02/12/2020	W/R	LIVING HISTORY PRODUCTIONS	300.00	02/18/2020
087375	02/12/2020	W/R	ACE HARDWARE	17.99	02/19/2020
087376	02/12/2020	W/R	AMAZON.COM/ AMEX	1,442.44	02/18/2020
087377	02/12/2020	W/R	AMERICAN EXPRESS	1,298.00	02/18/2020
087378	02/12/2020	W/R	AWARDSMITH	10.00	02/24/2020
087379	02/12/2020	W/R	ACCESSIBILITY SOLUTIONS LLC	300.00	02/20/2020
087380	02/12/2020	W/R	NEER, CALEB	125.00	02/19/2020

Check#	Check Date	Org Sta	Vendor Paid	Check Amount	Status Date
087381	02/12/2020	W/R	CARDINAL BUS SALES & SERVICE	683.31	02/19/2020
087382	02/12/2020	W/R	CDW-G	805.77	02/19/2020
087383	02/12/2020	W/R	CHARLES RITTER CO.	171.64	02/18/2020
087384	02/12/2020	W/R	GLENNON, CHRISTOPHER	125.00	02/18/2020
087385	02/12/2020	W/R	CLEAR FORK VALLEY LOCAL	591.66	02/18/2020
087386	02/12/2020	W/R	CLEARWATER SYSTEMS	89.70	02/19/2020
087387	02/12/2020	W/R	COLE DISTRIBUTING	430.60	02/19/2020
087388	02/12/2020	W/R	EJ THERAPY	46,633.81	02/26/2020
087389	02/12/2020	W/R	EREPLACEMENTPARTS.COM	44.48	02/24/2020
087390	02/12/2020	W/R	FAMOUS ENTERPRISES, INC.	168.15	02/18/2020
087391	02/12/2020	W/R	GRAINGER	69.20	02/19/2020
087392	02/12/2020	W/R	HD SUPPLY FACILITIES	245.50	02/20/2020
087393	02/12/2020	W/R	J & B ACCOUSTICAL	61.78	02/18/2020
087394	02/12/2020	W/R	MAINTAIN ENTERTAINMENT	50.00	02/19/2020
087395	02/12/2020	W/R	HEWESTON, KAY	493.00	02/19/2020
087396	02/12/2020	W/R	KELL ACE HARDWARE	282.23	02/21/2020
087397	02/12/2020	W/R	KROGER COMPANY	62.54	02/18/2020
087398	02/12/2020	W/R	LESCH BATTERY & POWER	12.99	02/19/2020
087399	02/12/2020	W/R	LOWE'S HOME CENTER	259.51	02/19/2020
087400	02/12/2020	W/R	MUSKINGUM WATERSHED	1,080.00	02/20/2020
087401	02/12/2020	W/R	MENARDS	358.50	02/24/2020
087402	02/12/2020	W/R	MOBY MAX	199.00	02/19/2020
087403	02/12/2020	W/R	ACORN DISTRIBUTORS, INC.	1,528.69	02/21/2020
087404	02/12/2020	W/R	HENKELS, PETER	606.69	02/18/2020
087405	02/12/2020	W/R	REXEL USA, INC	55.63	02/19/2020
087406	02/12/2020	W/R	RUMPKE	966.47	02/19/2020
087407	02/12/2020	W/R	SCHOOL SPECIALTY INC.	447.88	02/19/2020
087408	02/12/2020	W/R	SHARE CORPORATION	1,719.95	02/19/2020
087409	02/13/2020	B/R	OHIO CARDINAL CONFERENCE	783.00	02/19/2020
087410	02/14/2020	B/R	ARNOLD, DIANE	1,367.35	02/24/2020
087411	02/18/2020	W/R	GRAINGER	51.98	02/25/2020
087412	02/18/2020	W/R	HEALTHCARE BILLING SERVICES	136.47	02/21/2020
087413	02/18/2020	W/R	HEINEMANN	129.82	02/25/2020
087414	02/18/2020	W/V	HOME2 SUITES BY HILTON	300.84	02/18/2020
087415	02/18/2020	W/R	BROKAW, JESSICA	85.00	02/18/2020
087416	02/18/2020	W/R	RENHILL GROUP, INC.	7,598.08	02/24/2020
087417	02/18/2020	W/R	ROTH, ROB	200.00	02/18/2020
087418	02/18/2020	W/V	S & P APPLIANCE	668.62	02/28/2020
087419	02/18/2020	W/R	SIESEL DISTRIBUTING, LLC	1,535.94	02/24/2020
087420	02/18/2020	W/R	THE CENTER FOR INDIVIDUAL &	412.50	02/25/2020
087421	02/18/2020	W/R	TREASURER, STATE OF OHIO	98.25	02/25/2020
087422	02/18/2020	W/R	WORNER ROOFING COMPANY	2,008.00	02/21/2020
087425	02/18/2020	W/R	HOME 2 SUITES BY HILTON	300.84	02/27/2020
087426	02/19/2020	W/R	BADERTSCHER, AMANDA	160.00	02/26/2020
087427	02/19/2020	W/W	TODD, ASHLEY	175.00	
087428	02/19/2020	W/R	CARDINAL BUS SALES & SERVICE	153.52	02/25/2020
087429	02/19/2020	W/R	CDW-G	31.37	02/27/2020
087430	02/19/2020	W/R	GLENNON, CHRISTOPHER	125.00	02/24/2020
087431	02/19/2020	W/R	COWLES, CINDY	1,068.48	02/25/2020
087432	02/19/2020	W/R	COLE DISTRIBUTING	311.11	02/25/2020
087433	02/19/2020	W/W	COMFORT INN--HALL OF FAME	1,294.92	
087434	02/19/2020	W/R	DER DUTCHMAN RESTAURANT	63.96	02/26/2020

Check#	Check Date	Org Sta	Vendor Paid	Check Amount	Status Date
087435	02/19/2020	W/R	SPELLING OUT DYSLEXIA	300.00	02/25/2020
087436	02/19/2020	W/R	GOVERNMENT FORMS & SUPPLIES	78.70	02/25/2020
087437	02/19/2020	W/R	REMY, HEATHER	40.00	02/24/2020
087438	02/19/2020	W/R	POINER, JACOB	383.34	02/24/2020
087439	02/19/2020	W/W	ANDERSON, JAMES	125.00	
087440	02/19/2020	W/R	HAYES, JAMES	776.28	02/24/2020
087441	02/19/2020	W/R	LEXINGTON LOCAL SCHOOLS	529.50	02/20/2020
087442	02/19/2020	W/R	MEDINA COUNTY SCHOOLS' ESC	85.00	02/25/2020
087443	02/19/2020	W/R	MID-OHIO ED. SERVICE CENTER	438.00	02/24/2020
087444	02/19/2020	W/R	NEWS JOURNAL	62.05	02/26/2020
087445	02/19/2020	W/R	OHIO DEPART. OF JOB & FAMILY	97.40	02/27/2020
087446	02/19/2020	W/R	CANNON, PATRICK	840.00	02/19/2020
087447	02/19/2020	W/W	PHOTORAMA	155.00	
087448	02/19/2020	W/R	LONG, ROGER	110.00	02/24/2020
087449	02/19/2020	W/R	DOMKA, STEPHEN F	564.01	02/24/2020
087450	02/19/2020	W/R	UPS STORE	67.98	02/25/2020
087451	02/20/2020	W/R	BROKAW, JESSICA	85.00	02/21/2020
087452	02/24/2020	W/R	CBIZ BENEFITS & INSURANCE	2,750.00	02/28/2020
087453	02/24/2020	W/W	CDW-G	53.20	
087454	02/24/2020	W/R	COLE DISTRIBUTING	304.67	02/28/2020
087455	02/24/2020	W/W	CompManagement, Inc.	3,490.00	
087456	02/24/2020	W/W	DIRECT ENERGY BUSINESS MARKETI	6,677.33	
087457	02/24/2020	W/W	NORTH CENTRAL/OSU	4,093.65	
087458	02/24/2020	W/W	GRADY ENTERPRISES, INC.	1,115.96	
087459	02/24/2020	W/W	HERFF JONES	2,957.80	
087460	02/24/2020	W/R	POINER, JACOB	293.06	02/26/2020
087461	02/24/2020	W/W	KIMBALL MIDWEST	279.52	
087462	02/24/2020	W/R	DEVITO, MARSHA	525.00	02/28/2020
087463	02/24/2020	W/W	OHIO.NET INTERNET PROVIDERS	463.08	
087464	02/24/2020	W/W	BAKER, RALPH	45.00	
087465	02/24/2020	W/W	SCHOOL HEALTH CORP.	324.45	
087466	02/24/2020	W/W	OHIO STATE UNIVERSITY	885.72	
087467	02/24/2020	W/R	TRUCK SALES & SERVICE, INC.	4,304.73	02/28/2020
087468	02/24/2020	W/W	US BANK	3,747.47	
087469	02/24/2020	W/R	UCP OF GREATER CLEVELAND	8,400.00	02/28/2020
087470	02/24/2020	W/W	FRAIZER, VALERIE	285.00	
087471	02/24/2020	W/W	VARIDESK. LLC	590.00	
087472	02/24/2020	W/W	WELLER TRUCK PARTS	1,496.27	
087473	02/26/2020	W/W	AMERICAN ELECTRIC POWER	33,661.57	
087474	02/26/2020	W/W	APPERSON	482.18	
087475	02/26/2020	W/W	BARNES & NOBLE	83.86	
087476	02/26/2020	W/W	CARDINAL BUS SALES & SERVICE	297.80	
087477	02/26/2020	W/W	CDW-G	22.86	
087478	02/26/2020	W/W	CenturyLink	835.48	
087479	02/26/2020	W/W	GLENNON, CHRISTOPHER	125.00	
087480	02/26/2020	W/W	COLE DISTRIBUTING	170.56	
087481	02/26/2020	W/W	COLUMBIA GAS OF OHIO	3,635.00	
087482	02/26/2020	W/W	COLUMBUS PRO PERCUSSION, INC.	289.28	
087483	02/26/2020	W/W	DATA RECOGNITION CORPORATION	1,055.10	
087484	02/26/2020	W/W	SPELLING OUT DYSLEXIA	250.00	
087485	02/26/2020	W/W	EGGERTON, GENELLE	169.80	
087486	02/26/2020	W/W	ANDERSON, JAMES	125.00	

Check#	Check Date	Org Sta	Vendor Paid	Check Amount	Status Date
087487	02/26/2020	W/W	HAYES, JAMES	582.21	
087488	02/26/2020	W/W	SCHMIDT, JAY- NON 1099	25.00	
087489	02/26/2020	W/W	MEYER, JEFF	70.00	
087490	02/26/2020	W/W	KIMBALL MIDWEST	151.39	
087491	02/26/2020	W/W	METCALF, MINDY T	125.00	
087492	02/26/2020	W/W	OHIO HEALTH CONSORTIUM, INC.	325.00	
087493	02/26/2020	W/W	OMEA	100.00	
087494	02/26/2020	W/W	POST MASTER	550.00	
087495	02/26/2020	W/W	RENHILL GROUP, INC.	12,461.28	
087496	02/26/2020	W/W	ROBOTICS EDUCATION &	125.00	
087497	02/26/2020	W/W	LONG, ROGER	120.00	
087498	02/26/2020	W/W	RIGGLEMAN, RYAN	125.00	
087499	02/26/2020	W/W	SCHOOL HEALTH CORP.	528.28	
087500	02/26/2020	W/W	STANTON SHEET MUSIC	626.06	
087501	02/26/2020	W/W	THE MEMORY PROJECT INC	255.00	
087502	02/26/2020	W/W	THEN DESIGN ARCHITECTURE LTD	160,766.90	
087503	02/26/2020	W/W	TRANSPORTATION ACCESSORIES CO.	174.02	
087504	02/26/2020	W/R	STIMA, VICKIE	55.31	02/29/2020
087505	02/26/2020	W/W	WAL-MART DISCOUNT CITIES	92.45	
087506	02/26/2020	W/W	WILSON LANGUAGE TRAINING	829.76	
087507	02/28/2020	W/W	LEXINGTON ATHLETIC DEPT.	2,455.00	
691457	02/05/2020	C/R	LEXINGTON SCHOOLS - PAYROLL	586,523.76	02/05/2020
691460	02/12/2020	M/M	GORDON FOOD SERVICE	16,589.29	
691461	02/20/2020	C/R	LEXINGTON SCHOOLS - PAYROLL	597,623.73	02/20/2020
691462	02/14/2020	M/M	MEMO-S.E.R.S.	2,816.58	
691463	02/14/2020	M/M	MEMO-S.T.R.S.	7,594.66	
691464	02/18/2020	M/M	LEXINGTON SCHOOLS - PAYROLL	15,902.83	
691465	02/19/2020	M/M	ANTHEM BENEFIT SERVICES	387,009.73	
691466	02/19/2020	M/M	MEMO-S.E.R.S.	2,875.35	
691467	02/19/2020	M/M	MEMO-S.T.R.S.	7,042.27	
691468	02/28/2020	M/M	MEMO-MID OHIO ESC	4,611.16	
691469	02/28/2020	M/M	MEMO-S.E.R.S.	45,500.00	
691470	02/28/2020	M/M	MEMO-S.T.R.S.	127,402.00	
Total Checks Issued				\$ 2,208,323.29	

DATE: 03/03/2020  
 TIME: 09:07

LEXINGTON LOCAL SCHOOLS  
 TRANS. BY FUND/RCPT, ALL FUNDS  
 DATES 02/01/2020 THRU 02/29/2020  
 SORTED BY TRANSACTION DATE

PAGE: 1  
 (RECLD)

TRANS NO	ITEM NO	TRANS DATE	STS	DESCRIPTION OR SOURCE	TI	FUND	RCPT	SPCC	SUBJ	QPU	TRANS AMOUNT
074747	0001	02/12/2020	A	Prop Tax Adv - Richland Genera	03	001	1111	0000	000000	000	632,754.50
074747	0002	02/12/2020	A	Prop Tax Adv Richland Emerg	03	001	1111	0000	000000	000	323,057.00
RCPT CODE SUB-TOTAL:											955,811.50
074756	0001	02/05/2020	A	Preschool tuition	03	001	1211	0000	000000	500	100.00
074762	0001	02/10/2020	A	Preschool tuition	03	001	1211	0000	000000	500	500.00
074766	0001	02/11/2020	A	Preschool tuition	03	001	1211	0000	000000	500	250.00
074770	0001	02/12/2020	A	Preschool tuition	03	001	1211	0000	000000	500	250.00
074773	0001	02/13/2020	A	Tuition	03	001	1211	0000	000000	000	1,886.04
074795	0001	02/14/2020	A	Preschool tuition	03	001	1211	0000	000000	500	500.00
074797	0001	02/19/2020	A	Preschool tuition	03	001	1211	0000	000000	500	300.00
074803	0001	02/21/2020	A	Preschool tuition	03	001	1211	0000	000000	500	400.00
074812	0001	02/25/2020	A	Preschool tuition	03	001	1211	0000	000000	500	100.00
074822	0001	02/28/2020	A	Preschool tuition	03	001	1211	0000	000000	500	300.00
RCPT CODE SUB-TOTAL:											4,586.04
074792	0020	02/28/2020	A	JV98 SF-6 Excess Cost Tuition	03	001	1223	0000	000000	000	23,090.84
RCPT CODE SUB-TOTAL:											23,090.84
074746	0016	02/14/2020	A	Open Enrollment Revenue	03	001	1227	0000	000000	000	200.67
074792	0015	02/28/2020	A	Open Enrollment Revenue	03	001	1227	0000	000000	000	200.66
RCPT CODE SUB-TOTAL:											401.33
074833	0001	02/28/2020	A	Richland Bank Interest	03	001	1410	0000	000000	000	12,711.86
RCPT CODE SUB-TOTAL:											12,711.86
074754	0001	02/05/2020	A	School fees	03	001	1740	0000	000000	100	210.00
074755	0003	02/05/2020	A	School fees	03	001	1740	0000	000000	400	28.00
074759	0001	02/10/2020	A	School fees	03	001	1740	0000	000000	100	200.00
074765	0001	02/11/2020	A	School fees	03	001	1740	0000	000000	300	90.00
074768	0002	02/11/2020	A	School fees	03	001	1740	0000	000000	400	28.00
074777	0003	02/14/2020	A	School fees	03	001	1740	0000	000000	400	28.00
074778	0001	02/14/2020	A	School fees	03	001	1740	0000	000000	100	840.00
074780	0001	02/14/2020	A	Summer PE	03	001	1740	0000	080999	100	300.00
074796	0001	02/19/2020	A	Summer PE	03	001	1740	0000	080999	100	300.00
074799	0001	02/19/2020	A	School fees	03	001	1740	0000	000000	100	53.00
074806	0001	02/21/2020	A	School fees	03	001	1740	0000	000000	100	84.00
074810	0001	02/24/2020	A	School fees	03	001	1740	0000	000000	100	420.00
074811	0001	02/24/2020	A	Summer PE	03	001	1740	0000	080999	100	200.00

STATUS (STS) CODES:

A-RECEIPT B-REFUND OF RECEIPT V-VOID REFUND OF RECEIPT X-REDUCTION OF EXPENDITURE  
 C-APPROPRIATION OR BUDGET MODIFICATIONS D-EXPENSE/SUPPLIES DISTRIBUTION F-FUND TO FUND TRANSFER

DATE: 03/03/2020  
 TIME: 09:07

LEXINGTON LOCAL SCHOOLS  
 TRANS. BY FUND/RCPT, ALL FUNDS  
 DATES 02/01/2020 THRU 02/29/2020  
 SORTED BY TRANSACTION DATE

PAGE: 2  
 (RECLE)

TRANS NO	ITEM NO	TRANS DATE	STS	DESCRIPTION OR SOURCE	TI	FUND	RCPT	SPCC	SUBJ	OPU	TRANS AMOUNT
074816	0001	02/26/2020	A	School fees	03	001	1740	0000	000000	100	63.00
074824	0001	02/28/2020	A	School fees	03	001	1740	0000	000000	100	169.00
074826	0001	02/28/2020	A	school fees	03	001	1740	0000	000000	100	420.00
074830	0001	02/28/2020	A	HS Fees - Pay For It	03	001	1740	0000	000000	100	389.60
074830	0002	02/28/2020	A	Central Fees - Pay For It	03	001	1740	0000	000000	400	60.00
074830	0003	02/28/2020	A	Jr High Fees - Pay For It	03	001	1740	0000	000000	200	17.00
074830	0004	02/28/2020	A	Eastern Fees - Pay For It	03	001	1740	0000	000000	300	120.00
074830	0005	02/28/2020	A	Western Fees - Pay For It	03	001	1740	0000	000000	500	150.00
RCPT CODE SUB-TOTAL:											4,169.60
074814	0001	02/26/2020	A	Bldg rental	03	001	1810	0000	000000	000	45.00
RCPT CODE SUB-TOTAL:											45.00
074746	0001	02/14/2020	A	Opportunity Grant	03	001	3110	0000	000000	000	307,988.05
074746	0002	02/14/2020	A	Targeted Assistance	03	001	3110	0000	000000	000	32,892.64
074746	0003	02/14/2020	A	K-3 Literacy Funding	03	001	3110	0000	000000	000	5,948.56
074746	0005	02/14/2020	A	Limited English Prof Funding	03	001	3110	0000	000000	000	122.71
074746	0006	02/14/2020	A	Gifted Education Funding	03	001	3110	0000	000000	000	5,092.68
074746	0007	02/14/2020	A	Transportation	03	001	3110	0000	000000	000	22,763.69
074746	0008	02/14/2020	A	Special Education Funding	03	001	3110	0000	000000	000	50,084.00
074746	0009	02/14/2020	A	Graduation Bonus	03	001	3110	0000	000000	000	1,658.97
074746	0010	02/14/2020	A	Third Grade Reading Bonus	03	001	3110	0000	000000	000	994.42
074746	0013	02/14/2020	A	Enrollment Growth Supplement	03	001	3110	0000	000000	000	145.52
074746	0014	02/14/2020	A	Preschool Special Educ Funding	03	001	3110	0000	000000	000	7,898.53
074746	0015	02/14/2020	A	Special Educ Transportation	03	001	3110	0000	000000	000	2,601.15
074746	0024	02/14/2020	A	JV02 FY2019 Final #2 Adjust	03	001	3110	0000	000000	000	1,637.12-
074792	0001	02/28/2020	A	Opportunity Grant	03	001	3110	0000	000000	000	307,988.04
074792	0002	02/28/2020	A	Targeted Assistance	03	001	3110	0000	000000	000	32,892.64
074792	0003	02/28/2020	A	K-3 Literacy Funding	03	001	3110	0000	000000	000	5,948.56
074792	0005	02/28/2020	A	Limited English Prof Funding	03	001	3110	0000	000000	000	122.71
074792	0006	02/28/2020	A	Gifted Education Funding	03	001	3110	0000	000000	000	5,092.68
074792	0007	02/28/2020	A	Transportation	03	001	3110	0000	000000	000	22,763.69
074792	0008	02/28/2020	A	Special Education Funding	03	001	3110	0000	000000	000	50,084.00
074792	0009	02/28/2020	A	Graduation Bonus	03	001	3110	0000	000000	000	1,658.97
074792	0010	02/28/2020	A	Third Grade Reading Bonus	03	001	3110	0000	000000	000	994.42
074792	0012	02/28/2020	A	Enrollment Growth Supplement	03	001	3110	0000	000000	000	145.52
074792	0013	02/28/2020	A	Preschool Special Educ Funding	03	001	3110	0000	000000	000	7,839.56
074792	0014	02/28/2020	A	Special Educ Transportation	03	001	3110	0000	000000	000	2,601.14
074792	0025	02/28/2020	A	JV02 FY2019 Final #2 Adjust	03	001	3110	0000	000000	000	1,637.12-
RCPT CODE SUB-TOTAL:											873,048.61

STATUS (STS) CODES:

A-RECEIPT B-REFUND OF RECEIPT V-VOID REFUND OF RECEIPT X-REDUCTION OF EXPENDITURE  
 C-APPROPRIATION OR BUDGET MODIFICATIONS D-EXPENSE/SUPPLIES DISTRIBUTION F-FUND TO FUND TRANSFER

DATE: 03/03/2020  
 TIME: 09:07

LEXINGTON LOCAL SCHOOLS  
 TRANS. BY FUND/RCPT, ALL FUNDS  
 DATES 02/01/2020 THRU 02/29/2020  
 SORTED BY TRANSACTION DATE

PAGE: 3  
 (RECLE)

TRANS NO	ITEM NO	TRANS DATE	STS	DESCRIPTION OR SOURCE	TI	FUND	RCPT	SPCC	SUBJ	QPU	TRANS AMOUNT
074746	0004	02/14/2020	A	Economic Disadvantaged Funding	03	001	3211	0000	000000	000	2,384.00
074792	0004	02/28/2020	A	Economic Disadvantaged Funding	03	001	3211	0000	000000	000	2,384.00
RCPT CODE SUB-TOTAL:											4,768.00
074746	0011	02/14/2020	A	Career Tech Education Funding	03	001	3219	0000	000000	000	717.70
074792	0011	02/28/2020	A	Career Tech Education Funding	03	001	3219	0000	000000	000	717.70
RCPT CODE SUB-TOTAL:											1,435.40
074828	0001	02/21/2020	A	MEDICAID Recd -2/21	03	001	3300	0000	000000	000	126,173.82
074828	0002	02/21/2020	A	MEDICAID Recd 2/13	03	001	3300	0000	000000	000	156.59
RCPT CODE SUB-TOTAL:											126,330.41
FUND CODE SUB-TOTAL:											2,006,398.59
074747	0003	02/12/2020	A	Prop Tax Adv Richland Bond Ret	03	002	1111	0000	000000	000	188,247.50
RCPT CODE SUB-TOTAL:											188,247.50
FUND CODE SUB-TOTAL:											188,247.50
074747	0004	02/12/2020	A	Prop Tax Adv Richland Perm Imp	03	003	1111	0000	000000	000	70,441.00
RCPT CODE SUB-TOTAL:											70,441.00
FUND CODE SUB-TOTAL:											70,441.00
074833	0006	02/28/2020	A	LFI Fund	03	004	1410	0000	000000	000	13,604.77
RCPT CODE SUB-TOTAL:											13,604.77
FUND CODE SUB-TOTAL:											13,604.77
074833	0004	02/28/2020	A	Richland Bank Interest	03	006	1410	0000	000000	000	0.00
RCPT CODE SUB-TOTAL:											0.00
074783	0026	02/05/2020	A	HS Breakfast	03	006	1511	0000	000000	100	23.30

STATUS (STS) CODES:

A-RECEIPT B-REFUND OF RECEIPT V-VOID REFUND OF RECEIPT X-REDUCTION OF EXPENDITURE  
 C-APPROPRIATION OR BUDGET MODIFICATIONS D-EXPENSE/SUPPLIES DISTRIBUTION F-FUND TO FUND TRANSFER

DATE: 03/03/2020  
TIME: 09:07

LEXINGTON LOCAL SCHOOLS  
TRANS. BY FUND/RCPT, ALL FUNDS  
DATES 02/01/2020 THRU 02/29/2020  
SORTED BY TRANSACTION DATE

PAGE: 4  
(RECLED)

TRANS NO	ITEM NO	TRANS DATE	STS	DESCRIPTION OR SOURCE	TI	FUND	RCPT	SPCC	SUBJ	OPU	TRANS AMOUNT
074783	0027	02/05/2020	A	Jr. Hi Breakfast	03	006	1511	0000	000000	200	5.10
074783	0028	02/05/2020	A	Eastern Breakfast	03	006	1511	0000	000000	300	32.40
074783	0029	02/05/2020	A	Central Breakfast	03	006	1511	0000	000000	400	59.10
074783	0030	02/05/2020	A	Western Breakfast	03	006	1511	0000	000000	500	35.95
074784	0026	02/14/2020	A	HS Breakfast	03	006	1511	0000	000000	100	38.90
074784	0027	02/14/2020	A	Jr. Hi Breakfast	03	006	1511	0000	000000	200	10.25
074784	0028	02/14/2020	A	Eastern Breakfast	03	006	1511	0000	000000	300	47.70
074784	0029	02/14/2020	A	Central Breakfast	03	006	1511	0000	000000	400	60.30
074784	0030	02/14/2020	A	Western Breakfast	03	006	1511	0000	000000	500	60.45
074827	0026	02/21/2020	A	HS Breakfast	03	006	1511	0000	000000	100	39.15
074827	0027	02/21/2020	A	Jr. Hi Breakfast	03	006	1511	0000	000000	200	8.25
074827	0028	02/21/2020	A	Eastern Breakfast	03	006	1511	0000	000000	300	69.35
074827	0029	02/21/2020	A	Central Breakfast	03	006	1511	0000	000000	400	61.20
074827	0030	02/21/2020	A	Western Breakfast	03	006	1511	0000	000000	500	68.65
074834	0026	02/28/2020	A	HS Breakfast	03	006	1511	0000	000000	100	36.40
074834	0027	02/28/2020	A	Jr. Hi Breakfast	03	006	1511	0000	000000	200	5.00
074834	0028	02/28/2020	A	Eastern Breakfast	03	006	1511	0000	000000	300	33.30
074834	0029	02/28/2020	A	Central Breakfast	03	006	1511	0000	000000	400	51.00
074834	0030	02/28/2020	A	Western Breakfast	03	006	1511	0000	000000	500	42.50
RCPT CODE SUB-TOTAL:											788.25
074783	0001	02/05/2020	A	HS Stu. Type A	03	006	1512	0000	000000	100	1,249.00
074783	0005	02/05/2020	A	HS RDA Stu. Type A	03	006	1512	0000	000000	100	703.95-
074783	0006	02/05/2020	A	Jr Hi Stu. Type A	03	006	1512	0000	000000	200	592.65
074783	0010	02/05/2020	A	Jr. Hi RDA Stu Type A	03	006	1512	0000	000000	200	332.10-
074783	0011	02/05/2020	A	Eastern Stu. Type A	03	006	1512	0000	000000	300	710.85
074783	0015	02/05/2020	A	Eastern RDA Stu. Type A	03	006	1512	0000	000000	300	566.57-
074783	0016	02/05/2020	A	Central Stu. Type A	03	006	1512	0000	000000	400	634.10
074783	0020	02/05/2020	A	Central RDA Stu. Type A	03	006	1512	0000	000000	400	282.70-
074783	0021	02/05/2020	A	Western Stu. Type A	03	006	1512	0000	000000	500	428.10
074783	0025	02/05/2020	A	Western RDA Stu. Type A	03	006	1512	0000	000000	500	235.55-
074784	0001	02/14/2020	A	HS Stu. Type A	03	006	1512	0000	000000	100	2,201.85
074784	0005	02/14/2020	A	HS RDA Stu. Type A	03	006	1512	0000	000000	100	1,327.59-
074784	0006	02/14/2020	A	Jr Hi Stu. Type A	03	006	1512	0000	000000	200	1,093.05
074784	0010	02/14/2020	A	Jr. Hi RDA Stu Type A	03	006	1512	0000	000000	200	917.45-
074784	0011	02/14/2020	A	Eastern Stu. Type A	03	006	1512	0000	000000	300	1,279.70
074784	0015	02/14/2020	A	Eastern RDA Stu. Type A	03	006	1512	0000	000000	300	594.30-
074784	0016	02/14/2020	A	Central Stu. Type A	03	006	1512	0000	000000	400	1,201.70
074784	0020	02/14/2020	A	Central RDA Stu. Type A	03	006	1512	0000	000000	400	761.61-
074784	0021	02/14/2020	A	Western Stu. Type A	03	006	1512	0000	000000	500	816.35
074784	0025	02/14/2020	A	Western RDA Stu. Type A	03	006	1512	0000	000000	500	707.80-
074827	0001	02/21/2020	A	HS Stu. Type A	03	006	1512	0000	000000	100	1,867.45
074827	0005	02/21/2020	A	HS RDA Stu. Type A	03	006	1512	0000	000000	100	957.97-

STATUS (STS) CODES:

A-RECEIPT B-REFUND OF RECEIPT V-VOID REFUND OF RECEIPT X-REDUCTION OF EXPENDITURE  
C-APPROPRIATION OR BUDGET MODIFICATIONS D-EXPENSE/SUPPLIES DISTRIBUTION F-FUND TO FUND TRANSFER



DATE: 03/03/2020  
 TIME: 09:07

LEXINGTON LOCAL SCHOOLS  
 TRANS. BY FUND/RCPT, ALL FUNDS  
 DATES 02/01/2020 THRU 02/29/2020  
 SORTED BY TRANSACTION DATE

PAGE: 5  
 (RECLE)

TRANS NO	ITEM NO	TRANS DATE	STS	DESCRIPTION OR SOURCE	TI	FUND	RCPT	SPCC	SUBJ	OPU	TRANS AMOUNT
074827	0006	02/21/2020	A	Jr Hi Stu. Type A	03	006	1512	0000	000000	200	863.85
074827	0010	02/21/2020	A	Jr. Hi RDA Stu Type A	03	006	1512	0000	000000	200	664.65-
074827	0011	02/21/2020	A	Eastern Stu. Type A	03	006	1512	0000	000000	300	1,077.20
074827	0015	02/21/2020	A	Eastern RDA Stu. Type A	03	006	1512	0000	000000	300	671.63-
074827	0016	02/21/2020	A	Central Stu. Type A	03	006	1512	0000	000000	400	985.15
074827	0020	02/21/2020	A	Central RDA Stu. Type A	03	006	1512	0000	000000	400	675.50-
074827	0021	02/21/2020	A	Western Stu. Type A	03	006	1512	0000	000000	500	633.65
074827	0025	02/21/2020	A	Western RDA Stu. Type A	03	006	1512	0000	000000	500	548.55-
074830	0006	02/28/2020	A	HS Lunch - Pay For It	03	006	1512	0000	000000	100	3,856.15
074830	0007	02/28/2020	A	Jr High Lunch - Pay For It	03	006	1512	0000	000000	200	2,419.85
074830	0008	02/28/2020	A	Eastern Lunch - Pay For It	03	006	1512	0000	000000	300	2,090.85
074830	0009	02/28/2020	A	Central Lunch - Pay For It	03	006	1512	0000	000000	400	2,412.45
074830	0010	02/28/2020	A	Western Lunch - Pay For It	03	006	1512	0000	000000	500	2,468.45
074834	0001	02/28/2020	A	HS Stu. Type A	03	006	1512	0000	000000	100	1,794.80
074834	0005	02/28/2020	A	HS RDA Stu. Type A	03	006	1512	0000	000000	100	1,068.60-
074834	0006	02/28/2020	A	Jr Hi Stu. Type A	03	006	1512	0000	000000	200	903.25
074834	0010	02/28/2020	A	Jr. Hi RDA Stu Type A	03	006	1512	0000	000000	200	646.30-
074834	0011	02/28/2020	A	Eastern Stu. Type A	03	006	1512	0000	000000	300	1,031.65
074834	0015	02/28/2020	A	Eastern RDA Stu. Type A	03	006	1512	0000	000000	300	815.53-
074834	0016	02/28/2020	A	Central Stu. Type A	03	006	1512	0000	000000	400	1,020.90
074834	0020	02/28/2020	A	Central RDA Stu. Type A	03	006	1512	0000	000000	400	787.81-
074834	0021	02/28/2020	A	Western Stu. Type A	03	006	1512	0000	000000	500	652.50
074834	0025	02/28/2020	A	Western RDA Stu. Type A	03	006	1512	0000	000000	500	673.25-
RCPT CODE SUB-TOTAL:											20,346.09
074783	0003	02/05/2020	A	HS Stu. ALa Carte	03	006	1513	0000	000000	100	679.40
074783	0008	02/05/2020	A	Jr. Hi Stu. Ala Carte	03	006	1513	0000	000000	200	230.00
074783	0013	02/05/2020	A	Eastern Stu. Ala Carte	03	006	1513	0000	000000	300	161.40
074783	0018	02/05/2020	A	Central Stu. Ala Carte	03	006	1513	0000	000000	400	97.00
074783	0023	02/05/2020	A	Western Stu. Ala Carte	03	006	1513	0000	000000	500	51.00
074784	0003	02/14/2020	A	HS Stu. ALa Carte	03	006	1513	0000	000000	100	1,129.90
074784	0008	02/14/2020	A	Jr. Hi Stu. Ala Carte	03	006	1513	0000	000000	200	387.40
074784	0013	02/14/2020	A	Eastern Stu. Ala Carte	03	006	1513	0000	000000	300	262.80
074784	0018	02/14/2020	A	Central Stu. Ala Carte	03	006	1513	0000	000000	400	160.00
074784	0023	02/14/2020	A	Western Stu. Ala Carte	03	006	1513	0000	000000	500	108.25
074827	0003	02/21/2020	A	HS Stu. ALa Carte	03	006	1513	0000	000000	100	1,051.55
074827	0008	02/21/2020	A	Jr. Hi Stu. Ala Carte	03	006	1513	0000	000000	200	306.05
074827	0013	02/21/2020	A	Eastern Stu. Ala Carte	03	006	1513	0000	000000	300	234.05
074827	0018	02/21/2020	A	Central Stu. Ala Carte	03	006	1513	0000	000000	400	131.75
074827	0023	02/21/2020	A	Western Stu. Ala Carte	03	006	1513	0000	000000	500	121.25
074834	0003	02/28/2020	A	HS Stu. ALa Carte	03	006	1513	0000	000000	100	925.05
074834	0008	02/28/2020	A	Jr. Hi Stu. Ala Carte	03	006	1513	0000	000000	200	298.30
074834	0013	02/28/2020	A	Eastern Stu. Ala Carte	03	006	1513	0000	000000	300	251.55

STATUS (STS) CODES:

A-RECEIPT B-REFUND OF RECEIPT V-VOID REFUND OF RECEIPT X-REDUCTION OF EXPENDITURE  
 C-APPROPRIATION OR BUDGET MODIFICATIONS D-EXPENSE/SUPPLIES DISTRIBUTION F-FUND TO FUND TRANSFER

DATE: 03/03/2020  
TIME: 09:07

LEXINGTON LOCAL SCHOOLS  
TRANS. BY FUND/RCPT, ALL FUNDS  
DATES 02/01/2020 THRU 02/29/2020  
SORTED BY TRANSACTION DATE

PAGE: 6  
(RECLE)

TRANS NO	ITEM NO	TRANS DATE	STS	DESCRIPTION OR SOURCE	TI	FUND	RCPT	SPCC	SUBJ	QFU	TRANS AMOUNT
074834	0018	02/28/2020	A	Central Stu. Ala Carte	03	006	1513	0000	000000	400	146.25
074834	0023	02/28/2020	A	Western Stu. Ala Carte	03	006	1513	0000	000000	500	115.25
RCPT CODE SUB-TOTAL:											6,848.20
074783	0002	02/05/2020	A	HS Stu. Milk	03	006	1514	0000	000000	100	8.50
074783	0007	02/05/2020	A	Jr. Hi. Stu Milk	03	006	1514	0000	000000	200	4.50
074783	0012	02/05/2020	A	Eastern Stu. Milk	03	006	1514	0000	000000	300	3.00
074783	0017	02/05/2020	A	Central Stu. Milk	03	006	1514	0000	000000	400	8.00
074783	0022	02/05/2020	A	Western Stu. Milk	03	006	1514	0000	000000	500	14.50
074784	0002	02/14/2020	A	HS Stu. Milk	03	006	1514	0000	000000	100	23.00
074784	0007	02/14/2020	A	Jr. Hi. Stu Milk	03	006	1514	0000	000000	200	7.50
074784	0012	02/14/2020	A	Eastern Stu. Milk	03	006	1514	0000	000000	300	4.50
074784	0017	02/14/2020	A	Central Stu. Milk	03	006	1514	0000	000000	400	9.50
074784	0022	02/14/2020	A	Western Stu. Milk	03	006	1514	0000	000000	500	20.00
074827	0002	02/21/2020	A	HS Stu. Milk	03	006	1514	0000	000000	100	13.00
074827	0007	02/21/2020	A	Jr. Hi. Stu Milk	03	006	1514	0000	000000	200	4.00
074827	0012	02/21/2020	A	Eastern Stu. Milk	03	006	1514	0000	000000	300	6.50
074827	0017	02/21/2020	A	Central Stu. Milk	03	006	1514	0000	000000	400	7.50
074827	0022	02/21/2020	A	Western Stu. Milk	03	006	1514	0000	000000	500	15.00
074834	0002	02/28/2020	A	HS Stu. Milk	03	006	1514	0000	000000	100	14.50
074834	0007	02/28/2020	A	Jr. Hi. Stu Milk	03	006	1514	0000	000000	200	4.00
074834	0012	02/28/2020	A	Eastern Stu. Milk	03	006	1514	0000	000000	300	7.50
074834	0017	02/28/2020	A	Central Stu. Milk	03	006	1514	0000	000000	400	13.00
074834	0022	02/28/2020	A	Western Stu. Milk	03	006	1514	0000	000000	500	11.50
RCPT CODE SUB-TOTAL:											199.50
074783	0004	02/05/2020	A	HS Adult Ala Carte	03	006	1523	0000	000000	100	101.70
074783	0009	02/05/2020	A	Jr. Hi Adult Ala Carte	03	006	1523	0000	000000	200	13.00
074783	0014	02/05/2020	A	Eastern Adult Ala Carte	03	006	1523	0000	000000	300	13.80
074783	0019	02/05/2020	A	Central Adult Ala Carte	03	006	1523	0000	000000	400	21.25
074783	0024	02/05/2020	A	Western Adult Ala Carte	03	006	1523	0000	000000	500	13.00
074784	0004	02/14/2020	A	HS Adult Ala Carte	03	006	1523	0000	000000	100	135.55
074784	0009	02/14/2020	A	Jr. Hi Adult Ala Carte	03	006	1523	0000	000000	200	19.00
074784	0014	02/14/2020	A	Eastern Adult Ala Carte	03	006	1523	0000	000000	300	59.75
074784	0019	02/14/2020	A	Central Adult Ala Carte	03	006	1523	0000	000000	400	13.00
074784	0024	02/14/2020	A	Western Adult Ala Carte	03	006	1523	0000	000000	500	17.50
074827	0004	02/21/2020	A	HS Adult Ala Carte	03	006	1523	0000	000000	100	94.40
074827	0009	02/21/2020	A	Jr. Hi Adult Ala Carte	03	006	1523	0000	000000	200	27.25
074827	0014	02/21/2020	A	Eastern Adult Ala Carte	03	006	1523	0000	000000	300	26.00
074827	0019	02/21/2020	A	Central Adult Ala Carte	03	006	1523	0000	000000	400	3.25
074827	0024	02/21/2020	A	Western Adult Ala Carte	03	006	1523	0000	000000	500	18.50
074834	0004	02/28/2020	A	HS Adult Ala Carte	03	006	1523	0000	000000	100	121.30

STATUS (STS) CODES:

A-RECEIPT B-REFUND OF RECEIPT V-VOID REFUND OF RECEIPT X-REDUCTION OF EXPENDITURE  
C-APPROPRIATION OR BUDGET MODIFICATIONS D-EXPENSE/SUPPLIES DISTRIBUTION F-FUND TO FUND TRANSFER

DATE: 03/03/2020  
 TIME: 09:07

LEXINGTON LOCAL SCHOOLS  
 TRANS. BY FUND/RCPT, ALL FUNDS  
 DATES 02/01/2020 THRU 02/29/2020  
 SORTED BY TRANSACTION DATE

PAGE: 7  
 (RECLE)

TRANS NO	ITEM NO	TRANS DATE	STS	DESCRIPTION OR SOURCE	TI	FUND	RCPT	SPCC	SUBJ	OPU	TRANS AMOUNT
074834	0009	02/28/2020	A	Jr. Hi Adult Ala Carte	03	006	1523	0000	000000	200	36.25
074834	0014	02/28/2020	A	Eastern Adult Ala Carte	03	006	1523	0000	000000	300	36.25
074834	0019	02/28/2020	A	Central Adult Ala Carte	03	006	1523	0000	000000	400	28.25
074834	0024	02/28/2020	A	Western Adult Ala Carte	03	006	1523	0000	000000	500	18.25
RCPT CODE SUB-TOTAL:											817.25
074802	0001	02/20/2020	A	Preschool snacks	03	006	1890	0000	000000	000	529.50
RCPT CODE SUB-TOTAL:											529.50
FUND CODE SUB-TOTAL:											29,528.79
074833	0005	02/28/2020	A	Richland Bank Int - Minutemen	03	007	1410	9100	000000	000	151.50
RCPT CODE SUB-TOTAL:											151.50
074750	0002	02/03/2020	A	Martin Hall Donation	03	007	1820	9100	000000	000	2,655.00
RCPT CODE SUB-TOTAL:											2,655.00
FUND CODE SUB-TOTAL:											2,806.50
074833	0003	02/28/2020	A	Richland Bank Int - McCammon	03	007	1410	9800	000000	000	16.46
RCPT CODE SUB-TOTAL:											16.46
FUND CODE SUB-TOTAL:											16.46
074833	0007	02/28/2020	A	Classroom Facilities Fund	03	010	1410	0000	000000	000	55,784.09
RCPT CODE SUB-TOTAL:											55,784.09
FUND CODE SUB-TOTAL:											55,784.09
074753	0001	02/05/2020	A	Apparel sales	03	018	1690	9100	000000	000	70.02
074771	0001	02/12/2020	A	Arnold donation	03	018	1690	9100	000000	000	20.00
074775	0001	02/13/2020	A	Arnold donation	03	018	1690	9100	000000	000	407.00
074794	0001	02/18/2020	A	Arnold donation	03	018	1690	9100	000000	000	40.00
074804	0001	02/21/2020	A	MD coffee service	03	018	1690	9100	000000	000	66.35

STATUS (STS) CODES:

A-RECEIPT B-REFUND OF RECEIPT V-VOID REFUND OF RECEIPT X-REDUCTION OF EXPENDITURE  
 C-APPROPRIATION OR BUDGET MODIFICATIONS D-EXPENSE/SUPPLIES DISTRIBUTION F-FUND TO FUND TRANSFER

DATE: 03/03/2020  
TIME: 09:07

LEXINGTON LOCAL SCHOOLS  
TRANS. BY FUND/RCPT, ALL FUNDS  
DATES 02/01/2020 THRU 02/29/2020  
SORTED BY TRANSACTION DATE

PAGE: 8  
(RECLE)

TRANS NO	ITEM NO	TRANS DATE	STS	DESCRIPTION OR SOURCE	TI	FUND	RCPT	SPCC	SUBJ	OPU	TRANS AMOUNT	
074825	0001	02/28/2020	A	MD Coffee service	03	018	1690	9100	000000	000	63.30	
											RCPT CODE SUB-TOTAL:	666.67
074748	0004	02/14/2020	B	HIGH SCHOOL DONATIONS	03	018	1820	9100	000000	000	467.00-	
											RCPT CODE SUB-TOTAL:	467.00-
											FUND CODE SUB-TOTAL:	199.67
074829	0001	02/28/2020	A	Flower Fund staff donation	03	018	1690	9101	000000	000	104.00	
											RCPT CODE SUB-TOTAL:	104.00
											FUND CODE SUB-TOTAL:	104.00
074761	0001	02/10/2020	A	Arnold donation	03	018	1690	9200	000000	000	60.00	
											RCPT CODE SUB-TOTAL:	60.00
074748	0003	02/14/2020	B	JR HIGH DONATIONS	03	018	1820	9200	000000	000	60.00-	
											RCPT CODE SUB-TOTAL:	60.00-
											FUND CODE SUB-TOTAL:	0.00
074767	0001	02/11/2020	A	Arnold Donation	03	018	1690	9300	000000	000	545.35	
074801	0002	02/20/2020	A	Eastern Princ acct misc income	03	018	1690	9300	000000	000	10.50	
											RCPT CODE SUB-TOTAL:	555.85
074748	0002	02/14/2020	B	EASTERN DONATIONS	03	018	1820	9300	000000	000	545.35-	
											RCPT CODE SUB-TOTAL:	545.35-
											FUND CODE SUB-TOTAL:	10.50
074749	0001	02/03/2020	A	Fieldtrip money	03	018	1630	9400	000000	000	4.00	
074751	0001	02/04/2020	A	Fieldtrip money	03	018	1630	9400	000000	000	8.00	
074755	0001	02/05/2020	A	School fees princ acct	03	018	1630	9400	000000	000	2.00	

STATUS (STS) CODES:

A-RECEIPT B-REFUND OF RECEIPT V-VOID REFUND OF RECEIPT X-REDUCTION OF EXPENDITURE  
C-APPROPRIATION OR BUDGET MODIFICATIONS D-EXPENSE/SUPPLIES DISTRIBUTION F-FUND TO FUND TRANSFER

DATE: 03/03/2020  
TIME: 09:07

LEXINGTON LOCAL SCHOOLS  
TRANS. BY FUND/RCPT, ALL FUNDS  
DATES 02/01/2020 THRU 02/29/2020  
SORTED BY TRANSACTION DATE

PAGE: 9  
(RECELED)

TRANS NO	ITEM NO	TRANS DATE	STS DESCRIPTION OR SOURCE	TI	FUND	RCPT	SPCC	SUBJ	OPU	TRANS AMOUNT	
074755	0002	02/05/2020	A Fieldtrip money	03	018	1630	9400	000000	000	4.00	
074760	0001	02/10/2020	A Fieldtrip	03	018	1630	9400	000000	000	20.00	
074768	0003	02/11/2020	A School fees princ acct	03	018	1630	9400	000000	000	2.00	
074768	0004	02/11/2020	A Fieldtrip money	03	018	1630	9400	000000	000	4.00	
074772	0001	02/12/2020	A Fieldtrip	03	018	1630	9400	000000	000	8.00	
074776	0001	02/13/2020	A Fieldtrip	03	018	1630	9400	000000	000	4.00	
074777	0001	02/14/2020	A School fees princ acct	03	018	1630	9400	000000	000	2.00	
										RCPT CODE SUB-TOTAL:	58.00
074768	0001	02/11/2020	A Arnold Donation	03	018	1690	9400	000000	000	295.00	
074831	0001	02/28/2020	A Kroger commission	03	018	1690	9400	000000	000	258.68	
074831	0002	02/28/2020	A Yearbooks	03	018	1690	9400	000000	000	12.00	
										RCPT CODE SUB-TOTAL:	565.68
074748	0001	02/14/2020	B CENTRAL DONATIONS	03	018	1820	9400	000000	000	295.00-	
										RCPT CODE SUB-TOTAL:	295.00-
										FUND CODE SUB-TOTAL:	328.68
074749	0002	02/03/2020	A Library fine	03	018	1890	9401	000000	000	11.16	
074777	0002	02/14/2020	A Library fine	03	018	1890	9401	000000	000	16.00	
										RCPT CODE SUB-TOTAL:	27.16
										FUND CODE SUB-TOTAL:	27.16
074757	0001	02/05/2020	A Ott Family fundraiser	03	018	1630	9500	000000	000	125.00	
										RCPT CODE SUB-TOTAL:	125.00
										FUND CODE SUB-TOTAL:	125.00
074769	0003	02/12/2020	A PTO Recycling-Central	03	019	1890	9121	000000	000	9.59	
										RCPT CODE SUB-TOTAL:	9.59
										FUND CODE SUB-TOTAL:	9.59

STATUS (STS) CODES:

A-RECEIPT B-REFUND OF RECEIPT V-VOID REFUND OF RECEIPT X-REDUCTION OF EXPENDITURE  
C-APPROPRIATION OR BUDGET MODIFICATIONS D-EXPENSE/SUPPLIES DISTRIBUTION F-FUND TO FUND TRANSFER

DATE: 03/03/2020  
TIME: 09:07

LEXINGTON LOCAL SCHOOLS  
TRANS. BY FUND/RCPT, ALL FUNDS  
DATES 02/01/2020 THRU 02/29/2020  
SORTED BY TRANSACTION DATE

PAGE: 10  
(RECLD)

TRANS NO	ITEM NO	TRANS DATE	STS	DESCRIPTION OR SOURCE	TI	FUND	RCPT	SPCC	SUBJ	OPU	TRANS AMOUNT
074769	0001	02/12/2020	A	PTD Recycling-Eastern	03	019	1890	9122	000000	000	9.59
											RCPT CODE SUB-TOTAL: 9.59
											FUND CODE SUB-TOTAL: 9.59
074769	0002	02/12/2020	A	PTD Recycling-Western	03	019	1890	9123	000000	000	9.58
											RCPT CODE SUB-TOTAL: 9.58
											FUND CODE SUB-TOTAL: 9.58
074833	0002	02/28/2020	A	Richland Bank Int. 024	03	024	1410	0000	000000	000	1,648.38
											RCPT CODE SUB-TOTAL: 1,648.38
074781	0001	02/20/2020	A	Employees' Premiums May	03	024	1872	0000	000000	000	68,103.43
074782	0001	02/20/2020	A	Board's Premiums	03	024	1872	0000	000000	000	387,009.73
074800	0001	02/20/2020	A	Swart Feb ins	03	024	1872	0000	000000	000	158.17
074819	0001	02/28/2020	A	Mauk March cobra	03	024	1872	0000	000000	000	2,041.38
											RCPT CODE SUB-TOTAL: 457,312.71
											FUND CODE SUB-TOTAL: 458,961.09
074823	0001	02/28/2020	A	Spring Musical Program Ad	03	200	1690	9102	000000	000	100.00
											RCPT CODE SUB-TOTAL: 100.00
											FUND CODE SUB-TOTAL: 100.00
074793	0001	02/14/2020	A	Leo Club recycling	03	200	1690	9108	000000	000	17.04
											RCPT CODE SUB-TOTAL: 17.04
											FUND CODE SUB-TOTAL: 17.04
074817	0001	02/26/2020	A	Shirt sales	03	200	1690	9115	000000	000	110.00
											RCPT CODE SUB-TOTAL: 110.00
											FUND CODE SUB-TOTAL: 110.00

STATUS (STS) CODES:

A-RECEIPT B-REFUND OF RECEIPT V-VOID REFUND OF RECEIPT X-REDUCTION OF EXPENDITURE  
C-APPROPRIATION OR BUDGET MODIFICATIONS D-EXPENSE/SUPPLIES DISTRIBUTION F-FUND TO FUND TRANSFER

DATE: 03/03/2020  
 TIME: 09:07

LEXINGTON LOCAL SCHOOLS  
 TRANS. BY FUND/RCPT, ALL FUNDS  
 DATES 02/01/2020 THRU 02/29/2020  
 SORTED BY TRANSACTION DATE

PAGE: 11  
 (RECLD)

TRANS NO	ITEM NO	TRANS DATE	STS	DESCRIPTION OR SOURCE	TI	FUND	RCPT	SPCC	SUBJ	OPU	TRANS AMOUNT
074805	0001	02/21/2020	A	Yearbook Sales	03	200	1620	9119	000000	000	120.00
074815	0001	02/26/2020	A	Yearbook sale	03	200	1620	9119	000000	000	45.00
RCPT CODE SUB-TOTAL:											165.00
074779	0001	02/14/2020	A	Yearbook ad	03	200	1690	9119	000000	000	115.00
RCPT CODE SUB-TOTAL:											115.00
FUND CODE SUB-TOTAL:											280.00
074798	0001	02/18/2020	A	Dance Tickets	03	200	1690	9204	000000	000	438.00
074798	0002	02/18/2020	A	Candy gram sales	03	200	1690	9204	000000	000	287.25
RCPT CODE SUB-TOTAL:											725.25
FUND CODE SUB-TOTAL:											725.25
074769	0005	02/12/2020	A	Informed Teen recycling	03	200	1690	9612	000000	000	17.40
RCPT CODE SUB-TOTAL:											17.40
FUND CODE SUB-TOTAL:											17.40
074821	0001	02/28/2020	A	PE vending	03	300	1620	9206	000000	000	300.00
RCPT CODE SUB-TOTAL:											300.00
FUND CODE SUB-TOTAL:											300.00
074752	0001	02/04/2020	A	JH Girls BB OCC tourn	03	300	1610	9600	000000	716	605.00
074752	0002	02/04/2020	A	JH Boys BB adm 2/1	03	300	1610	9600	000000	715	158.00
074763	0001	02/10/2020	A	JH Girls BB occ tourn	03	300	1610	9600	000000	716	348.00
074763	0002	02/10/2020	A	HS Girls BB adm 2/8	03	300	1610	9600	000000	708	360.00
074763	0003	02/10/2020	A	HS Boys BB adm 2/7	03	300	1610	9600	000000	707	1,406.00
074764	0001	02/10/2020	A	JH Girl BB Occ tourn	03	300	1610	9600	000000	716	430.00
074764	0002	02/10/2020	A	HS Girls BB adm 2/4	03	300	1610	9600	000000	708	280.00
074745	0001	02/13/2020	B	OCC 8TH GR GIRLS BBALL TOURNEY	03	300	1610	9600	000000	716	783.00
074807	0001	02/21/2020	A	Boys BB adm 2/15	03	300	1610	9600	000000	707	1,312.00
074808	0001	02/21/2020	A	Girls BB adm 2/13	03	300	1610	9600	000000	708	592.00

STATUS (STS) CODES:

A-RECEIPT B-REFUND OF RECEIPT V-VOID REFUND OF RECEIPT X-REDUCTION OF EXPENDITURE  
 C-APPROPRIATION OR BUDGET MODIFICATIONS D-EXPENSE/SUPPLIES DISTRIBUTION F-FUND TO FUND TRANSFER

DATE: 03/03/2020  
TIME: 09:07

LEXINGTON LOCAL SCHOOLS  
TRANS. BY FUND/RCPT, ALL FUNDS  
DATES 02/01/2020 THRU 02/29/2020  
SORTED BY TRANSACTION DATE

PAGE: 12  
(RECLE)

TRANS NO	ITEM NO	TRANS DATE	STS	DESCRIPTION OR SOURCE	TI	FUND	RCPT	SPCC	SUBJ	OPU	TRANS AMOUNT	
074832	0001	02/26/2020	A	Boys BB adm 2/21	03	300	1610	9600	000000	707	2,508.00	
											RCPT CODE SUB-TOTAL:	7,216.00
074763	0004	02/10/2020	A	Program sales 2/7	03	300	1620	9600	000000	707	50.00	
074807	0002	02/21/2020	A	Program sales 2/15	03	300	1620	9600	000000	707	58.00	
074832	0003	02/26/2020	A	Program sales 2/21	03	300	1620	9600	000000	707	56.00	
											RCPT CODE SUB-TOTAL:	164.00
074764	0003	02/10/2020	A	Program ad	03	300	1690	9600	000000	000	195.00	
											RCPT CODE SUB-TOTAL:	195.00
074832	0002	02/26/2020	A	Track Invit	03	300	1890	9600	000000	712	250.00	
074832	0004	02/26/2020	A	OHSAA - Boys Soccer Participatio	03	300	1890	9600	000000	703	1,324.00	
											RCPT CODE SUB-TOTAL:	1,574.00
											FUND CODE SUB-TOTAL:	9,149.00
074746	0012	02/14/2020	A	Student Wellness and Success	03	467	3219	0000	000000	000	156,476.06	
											RCPT CODE SUB-TOTAL:	156,476.06
											FUND CODE SUB-TOTAL:	156,476.06
074788	0001	02/25/2020	A	IDEA-B Revenue	03	516	4220	9020	000000	000	51,511.65	
											RCPT CODE SUB-TOTAL:	51,511.65
											FUND CODE SUB-TOTAL:	51,511.65
074790	0001	02/25/2020	A	Title I Revenue	03	572	4220	9020	000000	000	52,792.77	
											RCPT CODE SUB-TOTAL:	52,792.77
											FUND CODE SUB-TOTAL:	52,792.77
074789	0001	02/25/2020	A	Title II-A Revenue	03	590	4220	9020	000000	000	10,607.64	

STATUS (STS) CODES:

A-RECEIPT B-REFUND OF RECEIPT V-VOID REFUND OF RECEIPT X-REDUCTION OF EXPENDITURE  
C-APPROPRIATION OR BUDGET MODIFICATIONS D-EXPENSE/SUPPLIES DISTRIBUTION F-FUND TO FUND TRANSFER



TRANS NO	ITEM NO	TRANS DATE	STS DESCRIPTION OR SOURCE	TI	FUND	RCPT	SPCC	SUBJ	QPU	TRANS AMOUNT	
										RCPT CODE SUB-TOTAL:	10,607.64
										FUND CODE SUB-TOTAL:	10,607.64
074791	0001	02/25/2020	A Title IV Revenue	03	599	4220	9020	000000	000		3,750.00
										RCPT CODE SUB-TOTAL:	3,750.00
										FUND CODE SUB-TOTAL:	3,750.00
										GRAND TOTAL:	3,112,449.37

STATUS (STS) CODES:

- A-RECEIPT    B-REFUND OF RECEIPT    V-VOID REFUND OF RECEIPT    X-REDUCTION OF EXPENDITURE
- C-APPROPRIATION OR BUDGET MODIFICATIONS    D-EXPENSE/SUPPLIES DISTRIBUTION    F-FUND TO FUND TRANSFER

Date: 03/03/20  
Time: 9:08 am

LEXINGTON LOCAL SCHOOLS  
Revenue Account Summary  
SORTED BY FUND-SCC/ACCT

Page: 1  
(REVSUM)

	FYTD Receivable	FYTD Actual Receipts	MTD Actual Receipts	YTD Actual Receipts	FYTD Balance Receivable	FYTD Percent Received
*****TOTAL FOR FUND-SCC 001 0000 (GENERAL FUND):	24,868,805.00	14,721,895.25	2,006,398.59	2,982,977.18	10,146,909.75	59.20
*****TOTAL FOR FUND-SCC 002 0000 (BOND RETIREMENT FUND):	4,709,132.24	3,337,379.74	188,247.50	188,247.50	1,371,752.50	70.87
*****TOTAL FOR FUND-SCC 003 0000 (PERMANENT IMPROVEMENT FUND):	700,000.00	393,478.44	70,441.00	70,441.00	306,521.56	56.21
*****TOTAL FOR FUND-SCC 004 0000 (LFI BUILDING FUND):	56,470,238.41	56,545,562.51	13,604.77	47,400.38	75,324.10	100.13
*****TOTAL FOR FUND-SCC 006 0000 (FOOD SERVICE FUND):	716,982.00	381,799.07	29,528.79	93,653.31	335,182.93	53.25
*****TOTAL FOR FUND-SCC 007 9100 (LEXINGTON MINUTEMEN ACADEMIC SCHOLARSHIP FUND):	11,068.00	112,812.91	2,806.50	2,974.89	101,744.91	0.00
*****TOTAL FOR FUND-SCC 007 9800 (TERRY McCAMMON SCHOLARSHIP FUND):	227.00	650.40	16.46	525.15	423.40	286.52
*****TOTAL FOR FUND-SCC 010 0000 (CLASSROOM FACILITIES CONSTRUCTION FUND):	45,000,000.00	45,309,167.42	55,784.09	194,412.43	309,167.42	100.69
*****TOTAL FOR FUND-SCC 018 9100 (HIGH SCHOOL PRINCIPAL'S FUND):	9,901.00	5,081.97	199.67	356.34	4,819.03	51.33
*****TOTAL FOR FUND-SCC 018 9101 (HIGH SCHOOL FLOWER FUND):	0.00	104.00	104.00	104.00	104.00	0.00

\*\*\* NOTE!! ONLY ACTIVE ACCOUNTS HAVE BEEN SELECTED, TOTALS MAY EXCLUDE AMOUNTS THAT ARE RELATED TO INACTIVE ACCOUNTS. \*\*\*

LEXINGTON LOCAL SCHOOLS  
 Revenue Account Summary  
 SORTED BY FUND-SCC/ACCT

	FYTD Receivable	FYTD Actual Receipts	MTD Actual Receipts	YTD Actual Receipts	FYTD Balance Receivable	FYTD Percent Received
*****TOTAL FOR FUND-SCC 018 9200 (JUNIOR HIGH PRINCIPAL'S FUND):	5,044.00	4,354.00	0.00	0.00	690.00	86.32
*****TOTAL FOR FUND-SCC 018 9300 (EASTERN PRINCIPAL'S FUND):	7,615.00	753.31	10.50	88.00	6,861.69	9.89
*****TOTAL FOR FUND-SCC 018 9301 (EASTERN ELEMENTARY BOOKFAIR/BOXTOPS FUND):	5,743.00	2,248.82	0.00	139.30	3,494.18	39.16
*****TOTAL FOR FUND-SCC 018 9303 (EASTERN RUN CLUB):	1,357.00	1,135.00	0.00	0.00	222.00	83.64
*****TOTAL FOR FUND-SCC 018 9400 (CENTRAL PRINCIPAL'S FUND):	4,553.00	2,576.68	328.68	580.68	1,976.92	56.58
*****TOTAL FOR FUND-SCC 018 9401 (CENTRAL ELEMENTARY BOOKFAIR FUND):	3,689.00	3,157.50	27.16	526.46	531.50	85.59
*****TOTAL FOR FUND-SCC 018 9402 (CENTRAL ELEMENTARY ART):	1,375.00	0.00	0.00	0.00	1,375.00	0.00
*****TOTAL FOR FUND-SCC 018 9500 (WESTERN PRINCIPAL'S FUND):	5,890.00	3,711.67	125.00	135.00	2,178.33	63.02
*****TOTAL FOR FUND-SCC 018 9501 (WESTERN ELEMENTARY BOOKFAIR/BOXTOPS FUND):	4,670.00	3,154.79	0.00	56.95	1,515.21	67.55
*****TOTAL FOR FUND-SCC 018 9503 (WESTERN ELEMENTARY ART):	2,230.00	0.00	0.00	0.00	2,230.00	0.00

\*\*\* NOTE!! ONLY ACTIVE ACCOUNTS HAVE BEEN SELECTED, TOTALS MAY EXCLUDE AMOUNTS THAT ARE RELATED TO INACTIVE ACCOUNTS. \*\*\*

	FYTD Receivable	FYTD Actual Receipts	MTD Actual Receipts	YTD Actual Receipts	FYTD Balance Receivable	FYTD Percent Received
*****TOTAL FOR FUND-SCC 019 9121 (CENTRAL ELEMENTARY PTO GRANTS):	1,172.00	1,212.36	9.59	18.39	40.36-	103.44
*****TOTAL FOR FUND-SCC 019 9122 (EASTERN ELEMENTARY PTO GRANTS):	1,172.00	1,073.85	9.59	18.40	98.15	91.63
*****TOTAL FOR FUND-SCC 019 9123 (WESTERN ELEMENTARY PTO GRANTS):	1,864.00	1,073.85	9.58	18.38	790.15	57.61
*****TOTAL FOR FUND-SCC 019 9219 (RICH CO FOUND-CLASSROOM LIBRARY):	549.52	549.52	0.00	0.00	0.00	100.00
*****TOTAL FOR FUND-SCC 019 9220 (RICH CO FOUND-LEGO'S AND BUILDING BLOCKS):	915.00	915.00	0.00	0.00	0.00	100.00
*****TOTAL FOR FUND-SCC 019 9221 (RICH CO FOUND-SCIENCE DISCOVERY BINS):	1,500.00	1,500.00	0.00	0.00	0.00	100.00
*****TOTAL FOR FUND-SCC 022 9601 (OHSAA TOURNAMENT AGENCY FUND):	35,459.00	17,150.00	0.00	0.00	18,309.00	48.37
*****TOTAL FOR FUND-SCC 024 0000 (EMPLOYEE BENEFITS FUND FOR MEDICAL/DENTAL):	5,225,000.00	3,594,340.33	458,961.09	924,346.48	1,630,659.67	68.79
*****TOTAL FOR FUND-SCC 034 0000 (DFCC PROJECT MAINTENANCE FUND):	90,500.00	0.00	0.00	0.00	90,500.00	0.00
*****TOTAL FOR FUND-SCC 200 9101 (HIGH SCHOOL ART CLUB):	0.00	278.70	0.00	278.70	278.70-	0.00

\*\*\* NOTE!! ONLY ACTIVE ACCOUNTS HAVE BEEN SELECTED, TOTALS MAY EXCLUDE AMOUNTS THAT ARE RELATED TO INACTIVE ACCOUNTS. \*\*\*

Date: 03/03/20  
Time: 9:08 am

LEXINGTON LOCAL SCHOOLS  
Revenue Account Summary  
SORTED BY FUND-SCC/ACCT

Page: 4  
(REVSUM)

	FYTD Receivable	FYTD Actual Receipts	MTD Actual Receipts	YTD Actual Receipts	FYTD Balance Receivable	FYTD Percent Received
*****TOTAL FOR FUND-SCC 200 9102 (HIGH SCHOOL DRAMA CLUB):	11,130.00	100.00	100.00	100.00	11,030.00	0.90
*****TOTAL FOR FUND-SCC 200 9104 (HIGH SCHOOL LEADERSHIP COUNCIL):	400.00	0.00	0.00	0.00	400.00	0.00
*****TOTAL FOR FUND-SCC 200 9105 (HIGH SCHOOL FRENCH CLUB):	45.00	32.38	0.00	0.00	12.62	71.96
*****TOTAL FOR FUND-SCC 200 9107 (HIGH SCHOOL SPANISH CLUB):	178.00	0.00	0.00	0.00	178.00	0.00
*****TOTAL FOR FUND-SCC 200 9108 (HIGH SCHOOL LED CLUB):	590.00	517.49	17.04	17.04	72.51	87.71
*****TOTAL FOR FUND-SCC 200 9114 (HIGH SCHOOL STUDENT COUNCIL FUND):	2,490.00	568.00	0.00	30.00	1,922.00	22.81
*****TOTAL FOR FUND-SCC 200 9115 (HIGH SCHOOL KEY CLUB):	2,790.00	2,980.00	110.00	190.00	190.00	106.81
*****TOTAL FOR FUND-SCC 200 9119 (HIGH SCHOOL YEARBOOK FUND):	16,580.00	8,585.00	280.00	280.00	7,995.00	51.78
*****TOTAL FOR FUND-SCC 200 9121 (HIGH SCHOOL NATIONAL HONOR SOCIETY):	2,518.00	1,190.00	0.00	10.00	1,328.00	47.26
*****TOTAL FOR FUND-SCC 200 9201 (JUNIOR HIGH ART CLUB):	56.00	0.00	0.00	0.00	56.00	0.00

\*\*\* NOTE!! ONLY ACTIVE ACCOUNTS HAVE BEEN SELECTED, TOTALS MAY EXCLUDE AMOUNTS THAT ARE RELATED TO INACTIVE ACCOUNTS. \*\*\*

LEXINGTON LOCAL SCHOOLS  
 Revenue Account Summary  
 SORTED BY FUND-SCC/ACCT

	FYTD Receivable	FYTD Actual Receipts	MTD Actual Receipts	YTD Actual Receipts	FYTD Balance Receivable	FYTD Percent Received
*****TOTAL FOR FUND-SCC 200 9204 (JUNIOR HIGH STUDENT COUNCIL FUND):	1,217.00	1,316.60	725.25	725.25	99.60-	108.18
*****TOTAL FOR FUND-SCC 200 9301 (EASTERN ELEHENTARY STUDENT ACTIVITY FUND):	1,472.00	250.00	0.00	0.00	1,222.00	16.98
*****TOTAL FOR FUND-SCC 200 9302 (EASTERN ELEMENTARY ROBOTICS FUND):	855.00	720.00	0.00	0.00	135.00	84.21
*****TOTAL FOR FUND-SCC 200 9612 (JUNIOR HIGH INFORMED TEENS FUND):	1,469.00	59.52	17.40	17.40	1,409.48	4.05
*****TOTAL FOR FUND-SCC 300 9116 (CHOIR):	75.00	300.00	0.00	300.00	225.00-	400.00
*****TOTAL FOR FUND-SCC 300 9206 (JUNIOR HIGH PHYS ED DEPARTMENT FUND):	2,785.00	1,940.00	300.00	850.00	845.00	69.66
*****TOTAL FOR FUND-SCC 300 9600 (ATHLETIC FUND):	213,000.00	174,662.28	9,149.00	24,831.95	38,337.72	82.00
*****TOTAL FOR FUND-SCC 300 9601 (ATHLETIC CAPITAL FUND):	39,000.00	13,000.00	0.00	0.00	26,000.00	33.33
*****TOTAL FOR FUND-SCC 300 9603 (ELEMENTARY MUSIC):	388.00	0.00	0.00	0.00	388.00	0.00
*****TOTAL FOR FUND-SCC 451 9020 (Network Connectivity FY 2020):	9,000.00	4,500.00	0.00	0.00	4,500.00	50.00

\*\*\* NOTE!! ONLY ACTIVE ACCOUNTS HAVE BEEN SELECTED, TOTALS MAY EXCLUDE AMOUNTS THAT ARE RELATED TO INACTIVE ACCOUNTS. \*\*\*

	FYTD Receivable	FYTD Actual Receipts	MTD Actual Receipts	YTD Actual Receipts	FYTD Balance Receivable	FYTD Percent Received
*****TOTAL FOR FUND-SCC 467 0000 (STUDENT WELLNESS AND SUCCESS FUND):	313,072.28	313,012.20	156,476.06	156,476.06	60.08	99.98
*****TOTAL FOR FUND-SCC 499 9020 (SCHOOL SAFETY GRANT FY20):	10,607.48	10,607.48	0.00	0.00	0.00	100.00
*****TOTAL FOR FUND-SCC 516 9019 (IDEA-B SPECIAL EDUCATION FY19):	78,905.73	78,905.73	0.00	0.00	0.00	100.00
*****TOTAL FOR FUND-SCC 516 9020 (IDEA-B SPECIAL EDUCATION FY20):	561,991.05	296,002.35	51,511.65	69,475.07	265,988.70	52.67
*****TOTAL FOR FUND-SCC 572 9019 (TITLE I FY19):	23,520.05	23,520.05	0.00	0.00	0.00	100.00
*****TOTAL FOR FUND-SCC 572 9020 (TITLE I FY20):	283,610.01	166,641.69	52,792.77	63,603.40	116,968.32	58.76
*****TOTAL FOR FUND-SCC 587 9019 (EARLY CHILDHOOD SPECIAL EDUCATION IDEA FY19):	7,546.89	7,546.89	0.00	0.00	0.00	100.00
*****TOTAL FOR FUND-SCC 587 9020 (EARLY CHILDHOOD SPECIAL EDUCATION IDEA FY20):	28,637.70	9,368.26	0.00	747.35	19,269.44	32.71
*****TOTAL FOR FUND-SCC 590 9020 (TITLE II-A IMPROVING TEACHER QUALITY FY20):	61,044.34	44,692.23	10,607.64	13,988.26	16,352.11	73.21
*****TOTAL FOR FUND-SCC 599 9020 (TITLE IV FY20):	32,871.20	22,640.96	3,750.00	3,750.00	10,230.24	68.88

\*\*\* NOTE!! ONLY ACTIVE ACCOUNTS HAVE BEEN SELECTED, TOTALS MAY EXCLUDE AMOUNTS THAT ARE RELATED TO INACTIVE ACCOUNTS. \*\*\*

Date: 03/03/20  
Time: 9:08 am

LEXINGTON LOCAL SCHOOLS  
Revenue Account Summary  
SORTED BY FUND-SCC/ACCT

Page: 7  
(REVSUM)

FYTD Receivable	FYTD Actual Receipts	MTD Actual Receipts	YTD Actual Receipts	FYTD Balance Receivable	FYTD Percent Received
--------------------	----------------------------	---------------------------	---------------------------	-------------------------------	-----------------------------

\*\*\*\*GRAND TOTALS:

139,594,495.90	125,630,775.60	3,112,449.37	4,842,690.70	13,963,720.30	90.00
----------------	----------------	--------------	--------------	---------------	-------

---

---

\*\*\* NOTE!! ONLY ACTIVE ACCOUNTS HAVE BEEN SELECTED, TOTALS MAY EXCLUDE AMOUNTS THAT ARE RELATED TO INACTIVE ACCOUNTS. \*\*\*



LEXINGTON LOCAL SCHOOLS  
 Appropriation Account Summary  
 SORTED BY FUND-SCC/ACCT

FYTD Appropriated	Prior FY Carryover Encumbrances	FYTD Expendable	FYTD Actual Expenditures	MTD Actual Expenditures	Current + Future Encumbrances	FYTD Remaining Balance	FYTD Percent Exp/Enc
*****TOTAL FOR FUND-SCC 001 0000 (GENERAL FUND):							
25,769,834.00	142,760.76	25,912,594.76	16,835,531.08	2,028,678.43	934,498.91	8,142,564.77	68.58
*****TOTAL FOR FUND-SCC 002 0000 (BOND RETIREMENT FUND):							
1,425,896.92	0.00	1,425,896.92	415,418.79	0.00	1,010,478.13	0.00	100.00
*****TOTAL FOR FUND-SCC 003 0000 (PERMANENT IMPROVEMENT FUND):							
704,255.00	0.00	704,255.00	627,572.48	5,105.66	13,095.07	63,587.45	90.97
*****TOTAL FOR FUND-SCC 004 0000 (LFI BUILDING FUND):							
47,020,238.41	0.00	47,020,238.41	45,643,586.91	28,033.75	937,326.50	439,325.00	99.07
*****TOTAL FOR FUND-SCC 006 0000 (FOOD SERVICE FUND):							
712,280.06	2,310.43	714,590.49	498,234.47	68,644.72	66,853.71	149,502.31	79.08
*****TOTAL FOR FUND-SCC 007 9100 (LEXINGTON MINUTEMEN ACADEMIC SCHOLARSHIP FUND):							
11,250.00	0.00	11,250.00	8,250.00	0.00	3,000.00	0.00	100.00
*****TOTAL FOR FUND-SCC 007 9800 (TERRY McCAMMON SCHOLARSHIP FUND):							
500.00	0.00	500.00	0.00	0.00	0.00	500.00	0.00
*****TOTAL FOR FUND-SCC 010 0000 (CLASSROOM FACILITIES CONSTRUCTION FUND):							
3,500,000.00	0.00	3,500,000.00	607,425.85	132,733.15	2,242,872.15	649,702.00	81.44
*****TOTAL FOR FUND-SCC 018 9100 (HIGH SCHOOL PRINCIPAL'S FUND):							
10,996.00	168.40	11,164.40	2,571.12	124.33	8,478.36	114.92	98.97
*****TOTAL FOR FUND-SCC 018 9101 (HIGH SCHOOL FLOWER FUND):							
0.00	0.00	0.00	0.00	0.00	45.00	45.00-	0.00

\*\*\* NOTE!! ONLY ACTIVE ACCOUNTS HAVE BEEN SELECTED, TOTALS MAY EXCLUDE AMOUNTS THAT ARE RELATED TO INACTIVE ACCOUNTS. \*\*\*

LEXINGTON LOCAL SCHOOLS  
 Appropriation Account Summary  
 SORTED BY FUND-SCC/ACCT

FYTD Appropriated	Prior FY Carryover Encumbrances	FYTD Expendable	FYTD Actual Expenditures	MTD Actual Expenditures	Current + Future Encumbrances	FYTD Remaining Balance	FYTD Percent Exp/Enc
*****TOTAL FOR FUND-SCC 018 9200 (JUNIOR HIGH PRINCIPAL'S FUND):							
6,639.00	0.00	6,639.00	519.47	255.00	6,027.53	92.00	98.61
*****TOTAL FOR FUND-SCC 018 9300 (EASTERN PRINCIPAL'S FUND):							
7,168.00	0.00	7,168.00	4,411.62	300.00	621.55	1,934.83	73.01
*****TOTAL FOR FUND-SCC 018 9301 (EASTERN ELEMENTARY BOOKFAIR/BOXTOPS FUND):							
10,762.00	0.00	10,762.00	7,496.40	0.00	2,891.74	373.86	96.53
*****TOTAL FOR FUND-SCC 018 9302 (EASTERN ELEMENTARY MATH):							
379.00	150.00	529.00	200.00	0.00	0.00	329.00	37.81
*****TOTAL FOR FUND-SCC 018 9303 (EASTERN RUN CLUB):							
1,350.00	0.00	1,350.00	819.85	0.00	521.83	8.32	99.38
*****TOTAL FOR FUND-SCC 018 9400 (CENTRAL PRINCIPAL'S FUND):							
4,216.00	1,398.34	5,614.34	1,602.54	123.13	2,659.56	1,352.24	75.91
*****TOTAL FOR FUND-SCC 018 9401 (CENTRAL ELEMENTARY BOOKFAIR FUND):							
4,526.00	0.00	4,526.00	1,425.55	0.00	3,099.17	1.28	99.97
*****TOTAL FOR FUND-SCC 018 9402 (CENTRAL ELEMENTARY ART):							
920.00	0.00	920.00	0.00	0.00	0.00	920.00	0.00
*****TOTAL FOR FUND-SCC 018 9500 (WESTERN PRINCIPAL'S FUND):							
3,981.00	1,310.00	5,291.00	3,919.38	0.00	201.50	1,170.12	77.88
*****TOTAL FOR FUND-SCC 018 9501 (WESTERN ELEMENTARY BOOKFAIR/BOXTOPS FUND):							
4,535.00	0.00	4,535.00	3,361.46	230.52	0.00	1,173.54	74.12

\*\*\* NOTE!! ONLY ACTIVE ACCOUNTS HAVE BEEN SELECTED, TOTALS MAY EXCLUDE AMOUNTS THAT ARE RELATED TO INACTIVE ACCOUNTS. \*\*\*

LEXINGTON LOCAL SCHOOLS  
 Appropriation Account Summary  
 SORTED BY FUND-SCC/ACCT

FYTD Appropriated	Prior FY Carryover Encumbrances	FYTD Expendable	FYTD Actual Expenditures	MTD Actual Expenditures	Current + Future Encumbrances	FYTD Remaining Balance	FYTD Percent Exp/Enc
*****TOTAL FOR FUND-SCC 018 9503 (WESTERN ELEMENTARY ART):							
1,726.00	0.00	1,726.00	0.00	0.00	0.00	1,726.00	0.00
*****TOTAL FOR FUND-SCC 019 9121 (CENTRAL ELEMENTARY PTO GRANTS):							
2,146.67	0.00	2,146.67	314.75	0.00	685.25	1,146.67	46.58
*****TOTAL FOR FUND-SCC 019 9122 (EASTERN ELEMENTARY PTO GRANTS):							
2,451.64	0.00	2,451.64	1,071.36	0.00	0.00	1,380.28	43.70
*****TOTAL FOR FUND-SCC 019 9123 (WESTERN ELEMENTARY PTO GRANTS):							
2,870.69	423.13	3,293.82	378.92	0.00	0.00	2,914.90	11.50
*****TOTAL FOR FUND-SCC 019 9200 (RICHLAND COUNTY FOUNDATION GRANT PLAYGROUND):							
200.00	0.00	200.00	0.00	0.00	0.00	200.00	0.00
*****TOTAL FOR FUND-SCC 019 9218 (RICH CD FOUND-WRITE STUFF STEAM KIT):							
52.93	0.00	52.93	0.00	0.00	0.00	52.93	0.00
*****TOTAL FOR FUND-SCC 019 9219 (RICH CD FOUND-CLASSROOM LIBRARY):							
549.52	0.00	549.52	549.52	0.00	0.00	0.00	100.00
*****TOTAL FOR FUND-SCC 019 9220 (RICH CD FOUND-LEGOS AND BUILDING BLOCKS):							
915.00	0.00	915.00	859.79	0.00	0.00	55.21	93.97
*****TOTAL FOR FUND-SCC 019 9221 (RICH CD FOUND-SCIENCE DISCOVERY BINS):							
1,500.00	0.00	1,500.00	1,499.05	0.00	0.00	0.95	99.94
*****TOTAL FOR FUND-SCC 019 9301 (RICH CD FOUND/SECO ROBOTICS GRANT (HEIMANN)):							
31.72	0.00	31.72	0.00	0.00	0.00	31.72	0.00

\*\*\* NOTE!! ONLY ACTIVE ACCOUNTS HAVE BEEN SELECTED, TOTALS MAY EXCLUDE AMOUNTS THAT ARE RELATED TO INACTIVE ACCOUNTS. \*\*\*

LEXINGTON LOCAL SCHOOLS  
 Appropriation Account Summary  
 SORTED BY FUND-SCC/ACCT

FYTD Appropriated	Prior FY Carryover Encumbrances	FYTD Expendable	FYTD Actual Expenditures	MTD Actual Expenditures	Current + Future Encumbrances	FYTD Remaining Balance	FYTD Percent Exp/Enc
*****TOTAL FOR FUND-SCC 019 9302 (RICH CO RETIRED TEACHERS ASSOC):							
150.00	0.00	150.00	0.00	0.00	0.00	150.00	0.00
*****TOTAL FOR FUND-SCC 022 9601 (OHSAA TOURNAMENT AGENCY FUND):							
35,567.42	0.00	35,567.42	17,385.82	0.00	2,979.86	15,201.74	57.26
*****TOTAL FOR FUND-SCC 024 0000 (EMPLOYEE BENEFITS FUND FOR MEDICAL/DENTAL):							
5,358,426.00	0.00	5,358,426.00	3,231,371.42	374,528.69	11,000.00	2,116,054.58	60.51
*****TOTAL FOR FUND-SCC 200 9102 (HIGH SCHOOL DRAMA CLUB):							
15,201.00	750.00	15,951.00	2,119.02	293.06	5,231.94	8,600.04	46.08
*****TOTAL FOR FUND-SCC 200 9104 (HIGH SCHOOL LEADERSHIP COUNCIL):							
229.00	0.00	229.00	56.94	0.00	43.06	129.00	43.67
*****TOTAL FOR FUND-SCC 200 9107 (HIGH SCHOOL SPANISH CLUB):							
274.00	50.00	324.00	50.00	0.00	0.00	274.00	15.43
*****TOTAL FOR FUND-SCC 200 9108 (HIGH SCHOOL LEO CLUB):							
2,300.00	0.00	2,300.00	981.87	0.00	1,318.13	0.00	100.00
*****TOTAL FOR FUND-SCC 200 9114 (HIGH SCHOOL STUDENT COUNCIL FUND):							
1,426.00	0.00	1,426.00	1,239.97	0.00	160.03	26.00	98.18
*****TOTAL FOR FUND-SCC 200 9115 (HIGH SCHOOL KEY CLUB):							
3,361.00	0.00	3,361.00	2,335.38	32.00	69.42	956.20	71.55
*****TOTAL FOR FUND-SCC 200 9119 (HIGH SCHOOL YEARBOOK FUND):							
18,815.00	4,128.14	22,943.14	6,370.75	2,957.80	12,042.20	4,530.19	80.25

\*\*\* NOTE!! ONLY ACTIVE ACCOUNTS HAVE BEEN SELECTED, TOTALS MAY EXCLUDE AMOUNTS THAT ARE RELATED TO INACTIVE ACCOUNTS. \*\*\*

LEXINGTON LOCAL SCHOOLS  
 Appropriation Account Summary  
 SORTED BY FUND-SCC/ACCT

FYTD Appropriated	Prior FY Carryover Encumbrances	FYTD Expendable	FYTD Actual Expenditures	MTD Actual Expenditures	Current + Future Encumbrances	FYTD Remaining Balance	FYTD Percent Exp/Enc
*****TOTAL FOR FUND-SCC 200 9121 (HIGH SCHOOL NATIONAL HONOR SOCIETY):							
2,640.00	0.00	2,640.00	1,148.00	0.00	27.00	1,465.00	44.51
*****TOTAL FOR FUND-SCC 200 9204 (JUNIOR HIGH STUDENT COUNCIL FUND):							
1,138.00	180.00	1,318.00	426.64	170.00	163.36	728.00	44.76
*****TOTAL FOR FUND-SCC 200 9301 (EASTERN ELEMENTARY STUDENT ACTIVITY FUND):							
1,463.00	0.00	1,463.00	268.95	0.00	231.15	963.00	34.18
*****TOTAL FOR FUND-SCC 200 9302 (EASTERN ELEMENTARY ROBOTICS FUND):							
1,410.00	0.00	1,410.00	795.79	0.00	504.21	110.00	92.20
*****TOTAL FOR FUND-SCC 200 9612 (JUNIOR HIGH INFORMED TEENS FUND):							
1,443.00	0.00	1,443.00	22.90	0.00	0.00	1,420.10	1.59
*****TOTAL FOR FUND-SCC 300 9115 (JAZZ BAND):							
386.00	0.00	386.00	338.20	0.00	0.00	47.80	87.62
*****TOTAL FOR FUND-SCC 300 9116 (CHDIR):							
595.00	0.00	595.00	100.25	0.00	200.00	294.75	50.46
*****TOTAL FOR FUND-SCC 300 9206 (JUNIOR HIGH PHYS ED DEPARTMENT FUND):							
3,509.00	0.00	3,509.00	2,185.87	0.00	1,207.18	115.95	96.70
*****TOTAL FOR FUND-SCC 300 9600 (ATHLETIC FUND):							
209,900.00	0.00	209,900.00	185,479.63	14,585.91	26,609.60	2,189.23	101.04
*****TOTAL FOR FUND-SCC 300 9603 (ELEMENTARY MUSIC):							
685.00	0.00	685.00	223.48	0.00	276.52	185.00	72.99

\*\*\* NOTE!! ONLY ACTIVE ACCOUNTS HAVE BEEN SELECTED, TOTALS MAY EXCLUDE AMOUNTS THAT ARE RELATED TO INACTIVE ACCOUNTS. \*\*\*

LEXINGTON LOCAL SCHOOLS  
 Appropriation Account Summary  
 SORTED BY FUND-SCC/ACCT

FYTD Appropriated	Prior FY Carryover Encumbrances	FYTD Expendable	FYTD Actual Expenditures	MTD Actual Expenditures	Current + Future Encumbrances	FYTD Remaining Balance	FYTD Percent Exp/Enc
*****TOTAL FOR FUND-SCC 451 9020 (Network Connectivity FY 2020):							
9,000.00	0.00	9,000.00	9,000.00	0.00	0.00	0.00	100.00
*****TOTAL FOR FUND-SCC 467 0000 (STUDENT WELLNESS AND SUCCESS FUND):							
313,072.28	0.00	313,072.28	171,375.15	34,790.56	34,912.62	106,784.51	65.89
*****TOTAL FOR FUND-SCC 499 9020 (SCHOOL SAFETY GRANT FY20):							
10,607.48	0.00	10,607.48	7,898.48	7,898.48	2,709.00	0.00	100.00
*****TOTAL FOR FUND-SCC 516 9019 (IDEA-B SPECIAL EDUCATION FY19):							
25,177.33	13,279.90	38,457.23	38,457.23	0.00	0.00	0.00	100.00
*****TOTAL FOR FUND-SCC 516 9020 (IDEA-B SPECIAL EDUCATION FY20):							
561,991.05	0.00	561,991.05	304,871.33	49,764.64	147,272.01	109,847.71	80.45
*****TOTAL FOR FUND-SCC 572 9019 (TITLE I FY19):							
12,178.78	0.00	12,178.78	12,178.78	0.00	0.00	0.00	100.00
*****TOTAL FOR FUND-SCC 572 9020 (TITLE I FY20):							
283,610.01	0.00	283,610.01	172,696.43	23,180.15	1,587.03	109,326.55	61.45
*****TOTAL FOR FUND-SCC 587 9020 (EARLY CHILDHOOD SPECIAL EDUCATION IDEA FY20):							
28,637.70	0.00	28,637.70	9,821.70	893.15	11,265.42	7,550.58	73.63
*****TOTAL FOR FUND-SCC 590 9020 (TITLE II-A IMPROVING TEACHER QUALITY FY20):							
61,044.34	0.00	61,044.34	47,232.87	7,893.82	35.86	13,775.61	77.43
*****TOTAL FOR FUND-SCC 599 9020 (TITLE IV FY20):							
32,871.20	0.00	32,871.20	22,640.96	0.00	2,390.00	7,840.24	76.15

\*\*\* NOTE!! ONLY ACTIVE ACCOUNTS HAVE BEEN SELECTED, TOTALS MAY EXCLUDE AMOUNTS THAT ARE RELATED TO INACTIVE ACCOUNTS. \*\*\*

Date: 03/03/20  
Time: 9:08 am

LEXINGTON LOCAL SCHOOLS  
Appropriation Account Summary  
SORTED BY FUND-SCC/ACCT

Page: 7  
(APPSUM)

FYTD Appropriated	Prior FY Carryover Encumbrances	FYTD Expendable	FYTD Actual Expenditures	MTD Actual Expenditures	Current + Future Encumbrances	FYTD Remaining Balance	FYTD Percent Exp/Enc
86,209,279.15	166,909.10	86,376,188.25	68,916,094.07	2,781,152.95	5,495,791.56	11,964,302.62	86.15

---

---

\*\*\* NOTE!! ONLY ACTIVE ACCOUNTS HAVE BEEN SELECTED, TOTALS MAY EXCLUDE AMOUNTS THAT ARE RELATED TO INACTIVE ACCOUNTS. \*\*\*