


LEXINGTON LOCAL SCHOOLS



FINANCIAL REPORT
FOR THE PERIOD ENDING
JANUARY 31, 2020

PREPARED BY
JASON WHITESEL, TREASURER

DATE: 02/04/2020
TIME: 15:12

LEXINGTON LOCAL SCHOOLS
CASH RECONCILIATION AS OF 01/31/2020

PAGE: 1
(USAEMSED)

	SUB-TOTALS	TOTALS
	-----	-----
Gross Depository Balances:		
RICHLAND BANK MMA 5719	\$ 4,126,387.48	
RICHLAND BANK SWEEP ACCT 3520	1,175,819.19	
RICHLAND BANK GENERAL ACCT 0580	300,345.00	
RICHLAND BANK ANTHEM SWEEP 3523	1,586,404.64	
RICHLAND BANK EE BENEFITS 3180	0.00	
RICHLAND BANK PAYROLL ACCT 9780	23,157.47	
RICHLAND BANK ATHLETIC ACCT 3280	2,285.00	

Total Depository Balances (Gross)		\$ 7,214,398.78
Adjustments to Bank Balance:		
Cash in Transit to Bank	\$ 8,253.40	
Outstanding Checks	893,711.14-	
Adjustments	352.32-	
Municipal Income Tax Deduction -\$341.38		
Outstanding Vision Adjustment -\$10.94		

Total Adjustments to Bank Balance		885,810.06-
Investments:		
Treasury Bonds and Notes	\$ 27,144,184.83	
Certificate of Deposits	7,813,000.00	
Other Securities	20,493,429.30	
Other Investments:		
Richland Bank MMA (5750)	186,930.35	
RICHLAND BANK MMA (R252)	5,069,481.08	
Richland Bank MMA/Sav (R252)	248,000.00	

Total Investments		60,955,025.56
Cash on Hand:		
Petty Cash:		
TREASURER'S OFFICE	\$ 100.00	
HIGH SCHOOL	50.00	
JUNIOR HIGH SCHOOL	50.00	
EASTERN, CENTRAL, WESTERN	100.00	
Change Cash:		
ATHLETIC CHANGE	\$ 3,000.00	
CAFETERIA CHANGE	333.00	
JUNIOR HIGH SCHOOL	100.00	
Cash with Fiscal Agent	0.00	

Total Cash on Hand		3,733.00

Total Balances		\$ 67,287,347.28
		=====
Total Fund Balance		\$ 67,287,347.28
		=====
Depository Clearance Accounts:		

January 01, 2020 through January 31, 2020

Account Name : Lexington Local SD Managing Agency

Account No : 5750

Summary Of Investment Holdings

Quantity	Description			Unit Value	Market Value	Tax Cost	Estimated Ann Inc	Yield To Mkt
<u>Money Markets - Taxable</u>								
186,930.35	Northern Instl Government Select Portfolio			1.0000	186,930.35	186,930.35	2,785.26	1.49%
Totals					186,930.35	186,930.35	2,785.26	1.49%
<u>Marketable CDs</u>								
200,000	Alma Bank	1.300%	06/10/2020	99.8970	199,794.00	200,000.00	2,600.00	1.30%
150,000	Community Fin'l Svcs Bk KY	1.500%	08/19/2020	99.9366	149,904.90	150,000.00	2,250.00	1.50%
200,000	Bank Leumi USA NY NY	1.750%	08/25/2020	100.0692	200,138.40	200,000.00	3,500.00	1.75%
248,000	Wells Fargo Bank NA	2.800%	09/14/2020	100.7305	249,811.64	248,000.00	6,944.00	2.78%
200,000	Marlin Business Bank	1.850%	10/13/2020	100.1580	200,316.00	200,000.00	3,700.00	1.85%
175,000	Unison Bank	1.500%	11/25/2020	100.3209	175,561.58	175,000.00	2,625.00	1.50%
200,000	Goldman Sachs Bank USA	1.850%	02/17/2021	100.2215	200,443.00	200,000.00	3,700.00	1.85%
200,000	MB Financial Bank NA	1.400%	03/30/2021	99.4307	198,861.40	200,000.00	2,800.00	1.41%
100,000	BankVista	1.400%	04/06/2021	99.7129	99,712.90	100,000.00	1,400.00	1.40%
200,000	Bank of Santa Clarita CA	1.400%	04/15/2021	99.7047	199,409.40	200,000.00	2,800.00	1.40%
200,000	Stearns Bank NA	1.950%	09/29/2021	100.4420	200,884.00	200,000.00	3,900.00	1.94%
200,000	Citibank NA	3.150%	10/26/2021	102.4961	204,992.20	200,000.00	6,300.00	3.07%
200,000	BMW Bank North America	3.050%	12/28/2021	102.5322	205,064.40	200,000.00	6,100.00	2.97%
100,000	Medallion Bank UT	3.500%	01/10/2022	102.5769	102,576.90	100,000.00	3,500.00	3.41%
150,000	TIAA FSB	2.850%	02/22/2022	102.3056	153,458.40	150,000.00	4,275.00	2.79%
200,000	Bridgewater Bank Bloom MN	1.900%	02/28/2022	100.3955	200,791.00	200,000.00	3,800.00	1.89%
125,000	Citizens Alliance Bank	2.500%	03/15/2022	100.0384	125,048.00	125,000.00	3,125.00	2.50%
200,000	Continental Bank UT	1.900%	06/22/2022	100.4466	200,893.20	200,000.00	3,800.00	1.89%
200,000	American Express Centurion	2.400%	09/12/2022	101.3682	202,736.40	200,000.00	4,800.00	2.37%
200,000	Discover Bank	2.250%	09/27/2022	101.3918	202,783.60	200,000.00	4,500.00	2.22%
200,000	Sallie Mae Bank SLC UT	2.500%	12/13/2022	102.1956	204,391.20	200,000.00	5,000.00	2.45%
25,000	State Bank of India NY	3.000%	03/06/2023	103.8360	25,959.00	25,000.00	750.00	2.89%
200,000	Comenity Capital Bank	2.700%	04/17/2023	103.0209	206,041.80	200,000.00	5,400.00	2.62%

January 01, 2020 through January 31, 2020

Account Name : Lexington Local SD Managing Agency

Account No : 5750

Summary Of Investment Holdings

Quantity	Description			Unit Value	Market Value	Tax Cost	Estimated Ann Inc To Mkt	Yield
150,000	Merrick Bank	2.050%	07/12/2023	100.9889	151,483.35	150,000.00	3,075.00	2.03%
<i>Totals</i>					4,261,056.67	4,223,000.00	90,644.00	2.13%
<u>U.S. Govt Agy-Non-Ex St-Int Only</u>								
300,000	FNMA	1.300%	07/28/2020	99.8771	299,631.40	300,000.00	3,900.00	1.30%
150,000	FHLMC	1.900%	09/05/2023	100.0264	150,039.60	150,000.00	2,850.00	1.90%
200,000	FHLMC	2.050%	09/05/2023	100.0131	200,026.17	200,000.00	4,100.00	2.05%
200,000	FHLMC	1.900%	10/30/2023	100.0557	200,111.45	200,000.00	3,800.00	1.90%
<i>Totals</i>					849,808.62	850,000.00	14,650.00	1.72%
<i>Grand Total</i>					5,297,795.64	5,259,930.35	108,079.26	2.04%

Gain or Loss amounts and transactions, as shown, may not reflect the amount to be used for income tax purposes.

January 01, 2020 through January 31, 2020

Account Name : Lexington Local SD Bond Acct Man Agcy

Account No : R252

Summary Of Investment Holdings

Quantity	Description		Unit Value	Market Value	Tax Cost	Estimated Ann Inc	Yield To Mkt
<u>Money Markets - Taxable</u>							
5,069,481.08	Northern Instl Government Select Portfolio		1.0000	5,069,481.08	5,069,481.08	75,535.27	1.49%
<i>Totals</i>				5,069,481.08	5,069,481.08	75,535.27	1.49%
<u>Money Markets/Savings - Taxable</u>							
248,000	Park National Bank FDIC Account P250		1.0000	248,000.00	248,000.00	3,769.60	1.52%
<i>Totals</i>				248,000.00	248,000.00	3,769.60	1.52%
<u>Marketable CDs</u>							
238,000	Zions Bancorp NA	1.950%	03/23/2020	100.0630	238,149.94	238,000.00	4,641.00 1.95%
248,000	Safra National Bank NY	2.000%	04/15/2020	100.0935	248,231.88	248,000.00	4,960.00 2.00%
238,000	Bank of America	1.950%	04/24/2020	100.0887	238,211.11	238,000.00	4,641.00 1.95%
238,000	Bank of Baroda	2.000%	04/24/2020	100.1002	238,238.48	238,000.00	4,760.00 2.00%
238,000	First National Bank	1.950%	06/25/2020	100.1428	238,339.86	238,000.00	4,641.00 1.95%
238,000	Goldman Sachs Bank USA	1.950%	07/23/2020	100.1557	238,370.57	238,000.00	4,641.00 1.95%
238,000	Morgan Stanley Bank NA	1.950%	07/24/2020	100.1564	238,372.23	238,000.00	4,641.00 1.95%
238,000	MetaBank	1.700%	10/30/2020	100.0500	238,119.00	238,000.00	4,046.00 1.70%
238,000	BMO Harris Bank NA	1.750%	11/02/2020	100.0916	238,218.01	238,000.00	4,165.00 1.75%
238,000	New York Community Bank	1.650%	12/10/2020	100.0150	238,035.70	238,000.00	3,927.00 1.65%
240,000	Bank OZK	1.650%	01/04/2021	100.0181	240,043.44	240,000.00	3,960.00 1.65%
240,000	Bank of India NY	1.650%	01/27/2021	100.0180	240,043.20	240,000.00	3,960.00 1.65%
240,000	ESSA Bank & Trust PA	1.600%	01/28/2021	99.9683	239,923.92	240,000.00	3,840.00 1.60%
240,000	Morgan Stanley PVT Bank	1.700%	01/29/2021	100.0677	240,162.48	240,000.00	4,080.00 1.70%
240,000	TBK Bank SSB	1.650%	01/29/2021	100.0179	240,042.96	240,000.00	3,960.00 1.65%
<i>Totals</i>					3,592,502.78	3,590,000.00	64,863.00 1.81%
<u>U.S. Treasury Bills</u>							
15,000,000	US Treasury Bill		07/16/2020	99.3195	14,897,925.00	14,723,270.83	224,809.69 1.51%
8,600,000	US Treas Bill		07/23/2020	99.2893	8,538,879.80	8,538,064.00	129,278.64 1.51%

January 01, 2020 through January 31, 2020

Account Name : Lexington Local SD Bond Acct Man Agcy

Account No : R252

Summary Of Investment Holdings

Quantity	Description			Unit Value	Market Value	Tax Cost	Estimated Ann Inc	Yield To Mkt
<i>Totals</i>					23,436,804.80	23,261,334.83	354,088.33	1.51%
<u>U.S. Treasury Bonds</u>								
3,000,000	US Treasury Bond	2.750%	09/30/2020	100.7617	3,022,851.00	3,032,850.00	82,500.00	2.73%
<i>Totals</i>					3,022,851.00	3,032,850.00	82,500.00	2.73%
<u>Commercial Paper - Corporate</u>								
2,950,000	Fed Caisses Desjardins Com'l	2.030%	02/24/2020	98.7764	2,913,902.65	2,913,902.65	59,885.01	2.06%
2,950,000	Boeing Company Com'l Paper	2.030%	02/26/2020	99.2782	2,928,707.55	2,928,707.56	59,885.01	2.04%
2,950,000	Agricultural Bk China Com'l	1.960%	03/31/2020	99.3086	2,929,602.40	2,929,602.39	57,820.01	1.97%
2,950,000	PACCAR Financial Corp Com'l		04/27/2020	99.6183	2,938,738.91	2,938,738.91	45,550.45	1.55%
2,950,000	Prudential Pl Com'l Paper	1.600%	06/02/2020	99.3778	2,931,644.45	2,931,644.45	47,200.00	1.61%
2,950,000	Walt Disney Company Com'l Pa	1.600%	06/25/2020	99.1467	2,924,826.68	2,924,826.67	47,200.00	1.61%
2,950,000	Natl Sec Clearing Cor Com'l	1.600%	07/15/2020	99.1867	2,926,006.68	2,926,006.67	47,200.00	1.61%
<i>Totals</i>					20,493,429.32	20,493,429.30	364,740.48	1.78%
<i>Grand Total</i>					55,863,068.98	55,695,095.21	945,496.68	1.69%

Gain or Loss amounts and transactions, as shown, may not reflect the amount to be used for income tax purposes.

LEXINGTON LOCAL SCHOOLS
INVESTMENT REPORT FOR THE MONTH ENDING
JANUARY 31, 2020

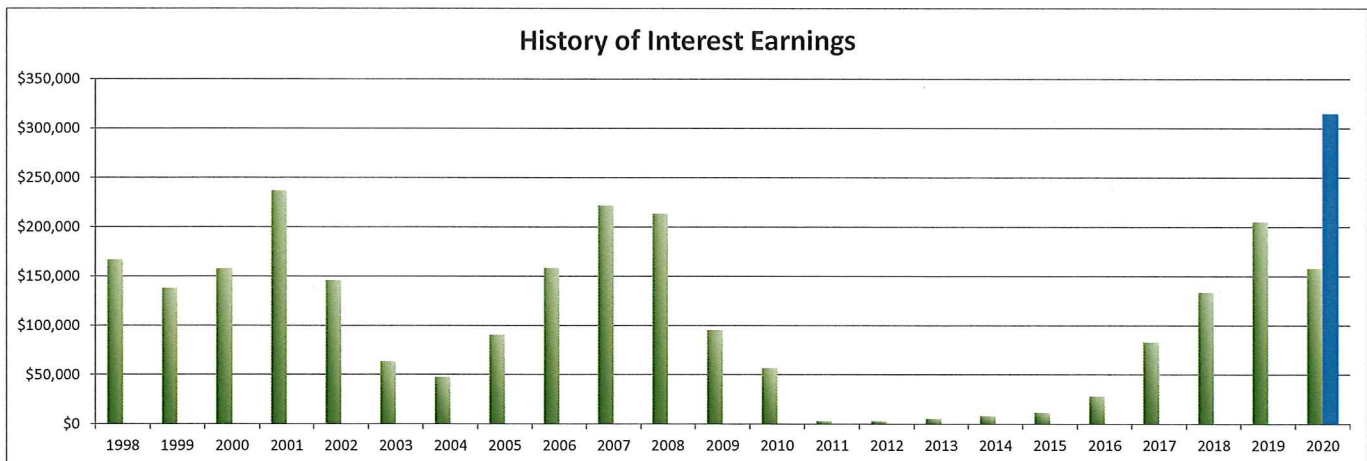
INTEREST EARNED:	THIS MONTH	FISCAL YEAR TO DATE
Richland Bank, General Sweep	\$690.98	\$12,020.75
Richland Bank, General MMA	\$6,449.00	\$70,922.81
Richland Bank, Anthem Sweep	\$1,803.96	\$12,703.57
Star Ohio	\$0.00	\$0.00
CDs, Bonds, and other investments	\$7,008.96	\$62,286.68
TOTAL INTEREST RECEIVED	\$15,952.90	\$157,933.81

INTEREST EARNED (LEX BOND ACCT)	THIS MONTH	FISCAL YEAR TO DATE
Richland Bank, General Sweep	\$0.00	\$0.00
Richland Bank, General MMA	\$0.00	\$0.00
Richland Bank, Anthem Sweep	\$0.00	\$0.00
Star Ohio	\$0.00	\$0.00
CDs, Bonds, and other investments	\$172,423.95	\$315,102.66
TOTAL INTEREST RECEIVED	\$172,423.95	\$315,102.66

History of Interest Earnings	Fiscal Year	Interest Earnings
	1998	\$ 167,057.52
	1999	\$ 138,113.69
	2000	\$ 157,991.72
	2001	\$ 236,839.79
	2002	\$ 146,052.34
	2003	\$ 63,712.36
	2004	\$ 47,970.95
	2005	\$ 90,719.94
	2006	\$ 158,724.51
	2007	\$ 221,998.86
	2008	\$ 213,660.34
	2009	\$ 95,639.63
	2010	\$ 56,860.22
	2011	\$ 3,001.78
	2012	\$ 3,090.00
	2013	\$ 5,758.97
	2014	\$ 8,349.92
	2015	\$ 11,765.22
	2016	\$ 28,300.22
	2017	\$ 83,194.26
	2018	\$ 133,582.49
	2019	\$ 205,588.68
FISCAL Year To Date	2020	\$157,933.81

Lex Bond Acct Interest Earnings	Fiscal Year	Interest Earnings
FISCAL Year To Date	2020	\$315,102.66

Total Interest Earnings 1998 to Present	\$ 2,435,907.22
--	------------------------



Processing Month: January 2020

(FINSUM)

LEXINGTON LOCAL SCHOOLS

Fnd	Sc	Description	Beginning Balance	MTD Revenues	FYTD Revenues	MTD Expenditures	FYTD Expenditures	Current Available Balance
001	0000	GENERAL FUND	9,425,388.56	976,578.59	12,715,496.66	2,151,819.39	14,806,852.65	7,334,032.57
001	9412	GENERAL BUDGET RESERVE SE	87,928.97	.00	.00	.00	.00	87,928.97
002	0000	BOND RETIREMENT FUND	1,925.89	.00	3,149,132.24	.00	415,418.79	2,735,639.34
003	0000	PERMANENT IMPROVEMENT FUN	65,009.60	.00	323,037.44	2,063.41	622,466.82	234,419.78-
004	0000	LFI BUILDING FUND	.00	33,795.61	56,531,957.74	95,314.75	45,615,553.16	10,916,404.58
006	0000	FOOD SERVICE FUND	2,391.51-	64,124.52	352,270.28	58,630.01	429,589.75	79,710.98-
007	9100	LEXINGTON MINUTEMEN ACADE	18,983.37	168.39	110,006.41	7,250.00	8,250.00	120,739.78
007	9800	TERRY McCANNON SCHOLARSHI	12,770.55	508.69	633.94	.00	.00	13,404.49
010	0000	CLASSROOM FACILITIES CONS	.00	138,628.34	45,253,383.33	474,692.70	474,692.70	44,778,690.63
018	9100	HIGH SCHOOL PRINCIPAL'S F	1,364.37	156.67	4,882.30	27.93	2,446.79	3,799.88
018	9200	JUNIOR HIGH PRINCIPAL'S F	2,084.24	.00	4,354.00	12.47	264.47	6,173.77
018	9300	EASTERN PRINCIPAL'S FUND	5,077.34	77.50	742.81	1,573.99	4,111.62	1,708.53
018	9301	EASTERN ELEMENTARY BOOKFA	9,119.25	139.30	2,248.82	.00	7,496.40	3,871.67
018	9302	EASTERN ELEMENTARY MATH	1,236.52	.00	.00	50.00	200.00	1,036.52
018	9303	EASTERN RUN CLUB	206.68	.00	1,135.00	.00	819.85	521.83
018	9400	CENTRAL PRINCIPAL'S FUND	8,832.01	252.00	2,247.40	290.79	1,479.41	9,600.00
018	9401	CENTRAL ELEMENTARY BOOKFA	3,284.84	499.30	3,130.34	.00	1,425.55	4,989.63
018	9402	CENTRAL ELEMENTARY ART	1,941.37	.00	.00	.00	.00	1,941.37
018	9500	WESTERN PRINCIPAL'S FUND	16,890.68	10.00	3,586.67	.00	3,919.38	16,557.97
018	9501	WESTERN ELEMENTARY BOOKFA	2,944.06	56.95	3,154.79	.00	3,130.94	2,967.91
018	9503	WESTERN ELEMENTARY ART	1,986.42	.00	.00	.00	.00	1,986.42
018	9901	JUNIOR HIGH TEACHER ADVIS	109.25	.00	.00	.00	.00	109.25
019	9001	ACADEMIC BOOSTERS GRANTS	769.07	.00	.00	.00	.00	769.07
019	9121	CENTRAL ELEMENTARY PTO GR	974.67	8.80	1,202.77	314.75	314.75	1,862.69
019	9122	EASTERN ELEMENTARY PTO GR	1,279.64	8.81	1,064.26	.00	1,071.36	1,272.54
019	9123	WESTERN ELEMENTARY PTO GR	1,429.82	8.80	1,064.27	.00	378.92	2,115.17
019	9200	RICHLAND COUNTY FOUNDATIO	200.00	.00	.00	.00	.00	200.00
019	9218	RICH CO FOUND-WRITE STUFF	52.93	.00	.00	.00	.00	52.93
019	9219	RICH CO FOUND-CLASSROOM L	.00	.00	549.52	.00	549.52	.00
019	9220	RICH CO FOUND-LEGOS AND B	.00	.00	915.00	.00	859.79	55.21
019	9221	RICH CO FOUND-SCIENCE DIS	.00	.00	1,500.00	.00	1,499.05	.95
019	9301	RICH CO FOUND/SECO ROBOTI	31.72	.00	.00	.00	.00	31.72
019	9302	RICH CO RETIRED TEACHERS	150.00	.00	.00	.00	.00	150.00
022	9601	OHSAA TOURNAMENT AGENCY F	108.42	.00	17,150.00	.00	17,385.82	127.40-
024	0000	EMPLOYEE BENEFITS FUND FO	1,148,706.99	465,385.39	3,135,379.24	492,004.33	2,856,842.73	1,427,243.50
200	9101	HIGH SCHOOL ART CLUB	93.76	278.70	278.70	.00	.00	372.46
200	9102	HIGH SCHOOL DRAMA CLUB	25,775.03	.00	.00	.00	1,825.96	23,949.07
200	9103	HIGH SCHOOL MATH CLUB	52.70	.00	.00	.00	.00	52.70
200	9104	HIGH SCHOOL LEADERSHIP CO	754.05	.00	.00	.00	56.94	697.11
200	9105	HIGH SCHOOL FRENCH CLUB	302.37	.00	32.38	.00	.00	334.75
200	9107	HIGH SCHOOL SPANISH CLUB	618.50	.00	.00	.00	50.00	568.50
200	9108	HIGH SCHOOL LED CLUB	3,286.40	.00	500.45	99.14	981.87	2,804.98
200	9114	HIGH SCHOOL STUDENT COUNC	2,958.92	30.00	568.00	.00	1,239.97	2,286.95
200	9115	HIGH SCHOOL KEY CLUB	950.98	80.00	2,870.00	454.16	2,367.38	1,453.60
200	9116	HIGH SCHOOL CHESS CLUB	321.00	.00	.00	.00	.00	321.00
200	9119	HIGH SCHOOL YEARBOOK FUND	49,110.95	.00	8,305.00	20.00	3,412.95	54,003.00

FINANCIAL SUMMARY REPORT
Processing Month: January 2020
LEXINGTON LOCAL SCHOOLS

Fnd	Sec	Description	Beginning Balance	MTD Revenues	FYTD Revenues	MTD Expenditures	FYTD Expenditures	Current Available Balance
200	9120	HIGH SCHOOL JOURNALISM FU	505.44	.00	.00	.00	.00	505.44
200	9121	HIGH SCHOOL NATIONAL HOND	807.17	10.00	1,190.00	.00	1,149.00	849.17
200	9201	JUNIOR HIGH ART CLUB	541.33	.00	.00	.00	.00	541.33
200	9204	JUNIOR HIGH STUDENT COUNC	1,000.31	.00	591.35	.00	256.64	1,335.02
200	9205	JUNIOR HIGH LIBRARY CLUB	77.65	.00	.00	.00	.00	77.65
200	9301	EASTERN ELEMENTARY STUDEN	1,233.78	.00	250.00	96.00	268.85	1,214.93
200	9302	EASTERN ELEMENTARY ROBOTI	650.95	.00	720.00	229.58	795.79	575.16
200	9611	HIGH SCHDOL INFORMED TEEN	903.63	.00	.00	.00	.00	903.63
200	9612	JUNIOR HIGH INFORMED TEEN	492.74	.00	42.12	.00	22.90	511.96
300	9115	JAZZ BAND	1,850.81	.00	.00	338.20	338.20	1,512.61
300	9116	CHOIR	1,085.20	300.00	300.00	100.25	100.25	1,284.95
300	9206	JUNIOR HIGH PHYS ED DEPAR	3,924.68	550.00	1,640.00	928.43	2,185.87	3,378.81
300	9210	JR HIGH INSTRUMENTAL	41.03	.00	.00	.00	.00	41.03
300	9600	ATHLETIC FUND	6,471.99	15,682.95	165,513.28	19,573.30	170,893.72	1,091.55
300	9601	ATHLETIC CAPITAL FUND	39,000.00	.00	13,000.00	.00	.00	52,000.00
300	9602	ORCHESTRA	63.22	.00	.00	.00	.00	63.22
300	9603	ELEMENTARY MUSIC	1,795.57	.00	.00	.00	223.48	1,572.09
300	9605	BAND	232.95	.00	.00	.00	.00	232.95
451	9020	Network Connectivity FY 2	.00	.00	4,500.00	.00	9,000.00	4,500.00-
467	0000	STUDENT WELLNESS AND SUCC	.00	.00	156,536.14	28,110.92	136,584.59	19,951.55
499	9020	SCHOOL SAFETY GRANT FY20	.00	.00	10,607.48	.00	.00	10,607.48
516	9019	IDEA-B SPECIAL EDUCATION	40,448.50-	.00	78,905.73	.00	38,457.23	.00
516	9020	IDEA-B SPECIAL EDUCATION	.00	17,963.42	244,490.70	19,848.32	255,106.69	10,615.99-
572	9019	TITLE I FY19	11,341.27-	.00	23,520.05	.00	12,178.78	.00
572	9020	TITLE I FY20	.00	10,810.63	113,848.92	44,113.17	149,516.28	35,667.36-
587	9019	EARLY CHILDHOOD SPECIAL E	7,546.89-	.00	7,546.89	.00	.00	.00
587	9020	EARLY CHILDHOOD SPECIAL E	.00	747.35	9,368.26	195.80-	8,928.55	439.71
590	9020	TITLE II-A IMPROVING TEAC	.00	3,380.62	34,084.59	7,895.57	39,339.05	5,254.46-
599	9020	TITLE IV FY20	.00	.00	18,890.96	3,750.00	22,640.96	3,750.00-
Grand Total All Funds			10,903,962.17	1,730,241.33	122518,326.23	3,409,405.76	66134,941.12	67287,347.28
Total Invested Funds			.00					

DATE: 02/04/2020
TIME: 14:21:01OHIO DEPARTMENT OF EDUCATION - OFFICE OF SCHOOL MANAGEMENT ASSISTANCE
ANNUAL SPENDING PLAN (CURRENT OPERATION - GENERAL FUND ONLY - O.R.C. 5705.391)

PAGE: 1

SCHOOL DISTRICT: LEXINGTON LOCAL SCHOOLS

IRN # 049437

COUNTY: RICHLAND

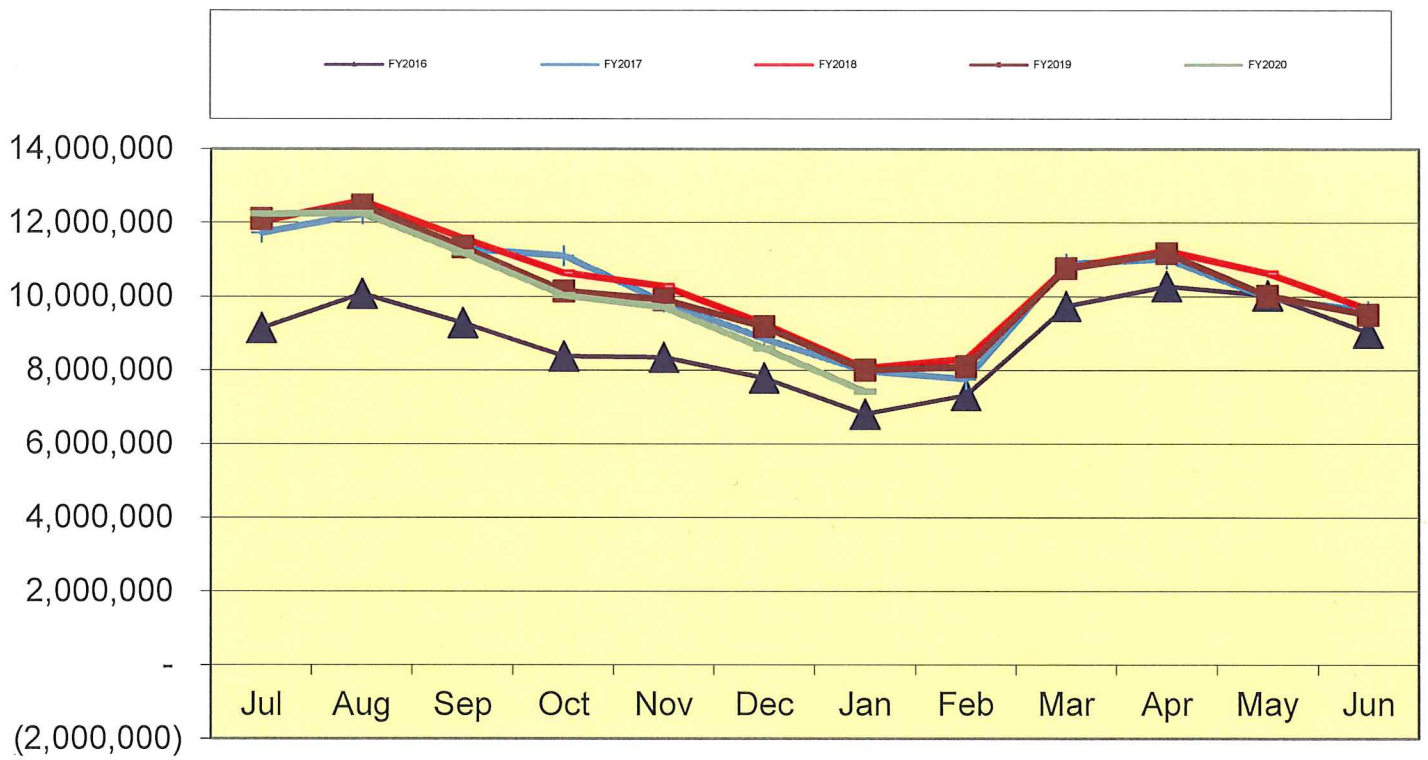
FISCAL YEAR: 2020 MONTH: 01

	MONTHLY ESTIMATE	MONTHLY ACTUAL	MONTHLY DIFFERENCE	FISCAL YTD ESTIMATE	FISCAL YTD ACTUAL	FISCAL YTD DIFFERENCE
REVENUES						
01.010 General Property (Real Estate)	0	0	0	4,746,629	4,746,629	0
01.020 Tangible Personal Property Tax	0	0	0	375,545	389,846	14,301
01.030 Income Tax	0	0	0	0	0	0
01.035 Unrestricted Grants-in-Aid	945,000	946,498	1,498	6,366,679	6,284,624	82,055-
01.040 Restricted Grants-in-Aid	6,200	6,203	3	43,413	43,422	9
01.045 Restricted Grants-in-Aid - SFSF	0	0	0	0	0	0
01.050 Property Tax Allocation	0	0	0	863,708	860,993	2,715-
01.060 All Other Operating Revenue	27,000	23,568	3,432-	369,812	305,614	64,198-
01.070 Total Revenue	978,200	976,269	1,931-	12,765,786	12,631,128	134,658-
OTHER FINANCING SOURCES						
02.010 Proceeds from Sale of Notes	0	0	0	0	0	0
02.020 State Emergency Loans & Advancements (Approved)	0	0	0	0	0	0
02.040 Operating Transfers-In	0	0	0	0	0	0
02.050 Advances-In	0	0	0	0	0	0
02.060 All Other Financing Sources	0	309	309	62,759	84,365	21,606
02.070 Total Other Financing Sources	0	309	309	62,759	84,365	21,606
02.080 Total Revenues and Other Financing Sources	978,200	976,578	1,622-	12,828,545	12,715,493	113,052-
EXPENDITURES						
03.010 Personal Services	1,145,000	1,147,385	2,385	7,872,302	7,829,077	43,225-
03.020 Employees' Retirement/Insurance Benefits	580,000	575,612	4,388-	3,999,087	4,029,680	30,593
03.030 Purchased Services	350,000	353,790	3,790	2,278,276	2,145,679	132,597-
03.040 Supplies and Materials	55,000	65,322	10,322	614,161	616,315	2,154
03.050 Capital Outlay	3,500	357	3,143-	55,260	44,117	11,143-
03.060 Intergovernmental	0	0	0	0	0	0
04.010 Debt Service: All Principal (Historical)	0	0	0	0	0	0
04.020 Debt Service: Principal - Notes	0	0	0	0	0	0
04.030 Debt Service: Principal - State Loans	0	0	0	0	0	0
04.040 Debt Service: Principal - State Advancements	0	0	0	0	0	0
04.050 Debt Service: Principal - HB 264 Loans	0	0	0	0	0	0
04.055 Debt Service: Principal - Other	0	0	0	0	0	0
04.060 Debt Service: Interest and Fiscal Charges	0	0	0	0	0	0
04.300 Other Objects	15,500	9,354	6,146-	148,108	141,985	6,123-
04.500 Total Expenditures	2,149,000	2,151,820	2,820	14,967,194	14,806,853	160,341-
OTHER FINANCING USES						
05.010 Operating Transfers - Out	0	0	0	0	0	0
05.020 Advances - Out	0	0	0	0	0	0
05.030 All Other Financing Uses	0	0	0	0	0	0
05.040 Total Other Financing Uses	0	0	0	0	0	0
05.050 Total Expenditure and Other Financing Uses	2,149,000	2,151,820	2,820	14,967,194	14,806,853	160,341-
06.010 Excess Rev & Oth Financing Sources over (under) Exp &	1,170,800-	1,175,242-	4,442-	2,138,649-	2,091,360-	47,289
07.010 Beginning Cash Balance	8,545,469	8,597,200	51,731	9,513,318	9,513,318	0
07.020 Ending Cash Balance	7,374,669	7,421,958	47,289	7,374,669	7,421,958	47,289
08.010 Outstanding Encumbrances	1,400,000	1,185,132	214,868-	1,400,000	1,185,132	214,868-

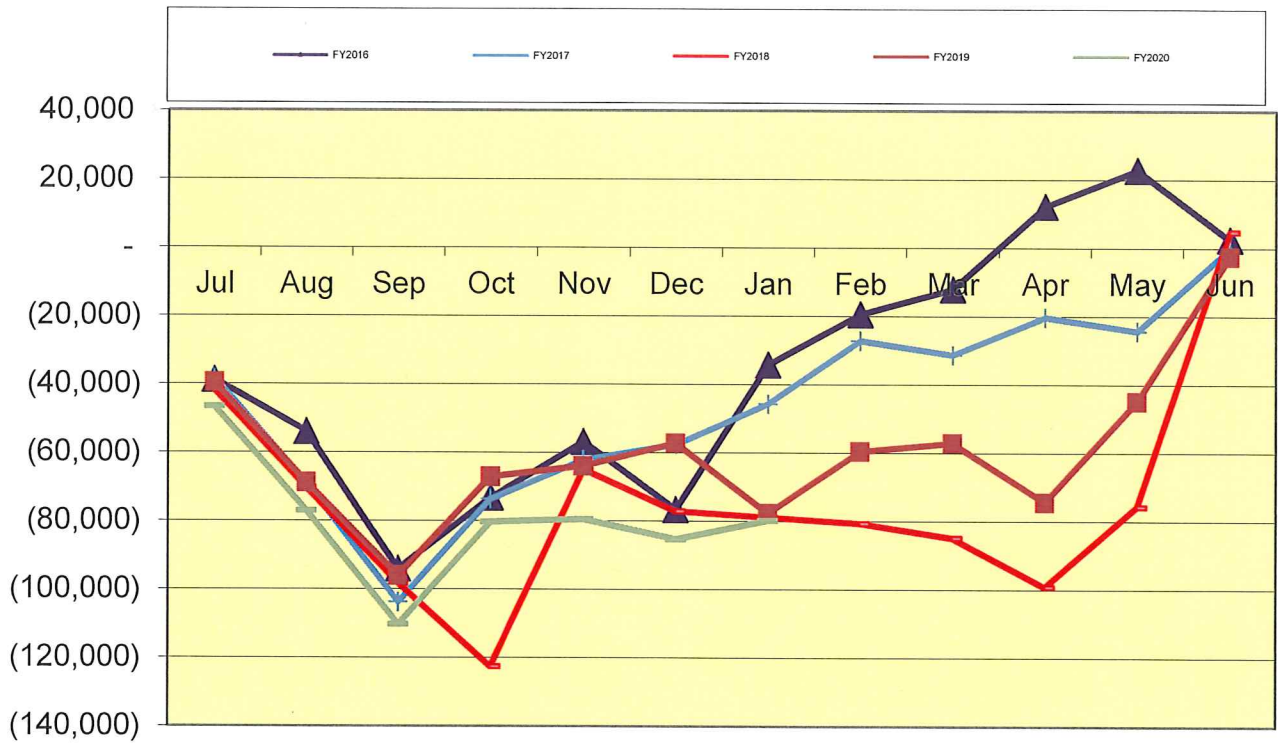
**LEXINGTON LOCAL SCHOOL DISTRICT
GENERAL FUND ONLY 2019-2020
SUMMARY OF RECEIPTS AND EXPENDITURES - FIVE YEAR FORECAST FORMAT**

LINE 7.010	BEGINNING CASH BALANCE		\$ 9,513,318		
	1/31/2020	FISCAL	FISCAL	VARIANCE	PERCENT
		YEAR TO DATE	YEAR TO DATE	Estimate vs.	of
	REVENUES	Estimate	Actual	Actual	VARIANCE
LINE 1.010	Real Estate Tax	\$ 4,746,629	\$ 4,746,629	\$0	0.00%
LINE 1.020	Personal Property Tax	\$ 375,545	\$ 389,846	\$14,301	3.81%
LINE 1.030	Income Tax	\$ -	\$ -	\$0	
LINE 1.035	State Funding	\$ 6,366,679	\$ 6,284,624	(\$82,055)	-1.29%
LINE 1.040	Career Tech / Economic Disadv.	\$ 43,413	\$ 43,422	\$9	0.02%
LINE 1.050	Property Tax Allocation	\$ 863,708	\$ 860,993	(\$2,715)	-0.31%
LINE 1.060	Other Operating Revenue	\$ 369,812	\$ 305,614	(\$64,198)	-17.36%
LINE 1.070	TOTAL REVENUE	\$ 12,765,786	\$ 12,631,128	(\$134,658)	-1.05%
			\$ -		
LINE 2.01	Proceeds from Notes	\$ -	\$ -	\$0	
LINE 2.04	Transfers In	\$ -	\$ -	\$0	
LINE 2.050	Advances In	\$ -	\$ -	\$0	#DIV/0!
LINE 2.060	Other Financing Sources	\$ 62,759	\$ 84,365	\$21,606	34.43%
LINE 2.070	TOTAL OTHER SOURCES	\$ 62,759	\$ 84,365	\$21,606	34.43%
LINE 2.080	TOTAL REVENUES & Sources	\$ 12,828,545	\$ 12,715,493	(\$113,052)	-0.88%
	EXPENSES				
LINE 3.010	Salaries	\$ 7,872,302	\$ 7,829,077	\$43,225	0.55%
LINE 3.020	Retirement and Benefits	\$ 3,999,087	\$ 4,029,680	(\$30,593)	-0.76%
LINE 3.030	Purchased Services	\$ 2,278,276	\$ 2,145,679	\$132,597	5.82%
LINE 3.040	Supplies and Materials	\$ 614,161	\$ 616,315	(\$2,154)	-0.35%
LINE 3.050	Capital Outlay and Equipment	\$ 55,260	\$ 44,117	\$11,143	20.16%
LINE 3.06	INTERGOVERNMENTAL	\$ -	\$ -	\$0	
LINE 4.020	DEBT SERVICE - Notes	\$ -	\$ -	\$0	
LINE 4.060	DEBT SERVICE - Interest charges	\$ -	\$ -	\$0	
LINE 4.300	Other Objects	\$ 148,108	\$ 141,985	\$6,123	4.13%
LINE 4.500	TOTAL EXPENDITURES	\$ 14,967,194	\$ 14,806,853	\$160,341	1.07%
LINE 5.00	TRANSFERS OUT	\$ -	\$ -	\$0	
LINE 5.02	ADVANCES OUT	\$ -	\$ -	\$0	
LINE 5.03	ALL OTHER USES	\$ -	\$ -	\$0	
LINE 5.040	TOTAL OTHER USES	\$ -	\$ -	\$0	
LINE 5.050	TOTAL EXPENDITURES & USES	\$ 14,967,194	\$ 14,806,853	\$160,341	1.07%
		Estimate	Actual	Variance	
LINE 6.010	REVENUES OVER EXPENSES	\$ (2,138,649)	\$ (2,091,360)	\$47,289	
LINE 7.020	ENDING CASH BALANCE	\$ 7,374,669	\$ 7,421,958	\$47,289	
	Less Reserves	\$ (87,929)	\$ (87,929)	\$ -	
LINE 8.010	Less Outstanding Encumbrances	\$ (1,400,000)	\$ (1,185,132)	\$ 214,868	-15.35%
LINE 15.010	Unreserved Fund Balance	\$ 5,886,740	\$ 6,148,897	\$262,157	4.45%
		Estimate	Actual	Benchmark Yr. End	
	Salaries/Benefits as % of Revenue	93.0%	93.9%	80.1% or below	
	True Days Cash - Calendar Days on which can operate	85	89	90 or above optimal	

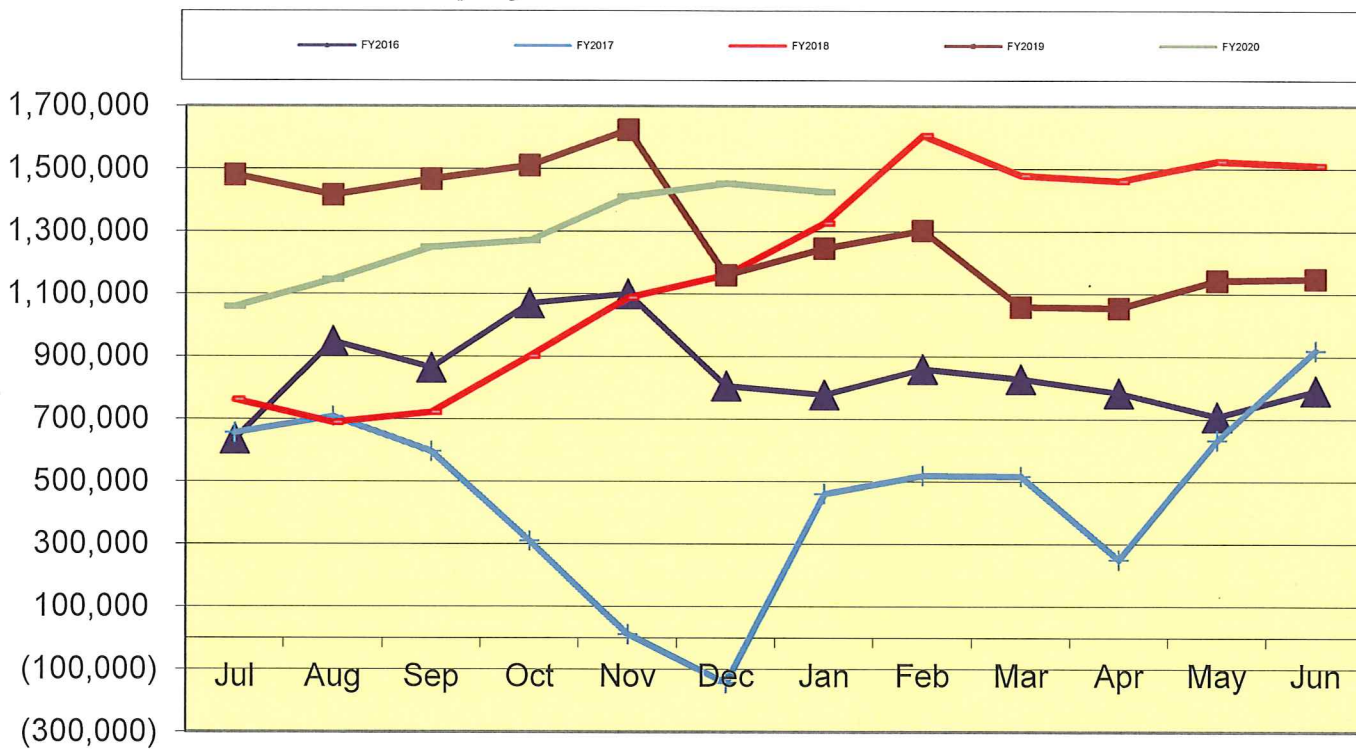
Lexington Local Schools General Fund Cash Balance



Lexington Local Schools Food Service Fund Cash Balance



Lexington Local Schools Employee Benefits Fund Cash Balance



Lexington Local Schools

**Permanent Improvement Fund
1/31/2020**

	Budgeted Amount	Actual Fiscal Year Expended	Current Encumbrances	Expenses / Encumbrances Over/Under Estimate	Remaining Estimated PI Project Costs
Instruction and Administration					
JH Social Studies Textbooks	\$ 21,000.00	\$ 20,719.58	\$ -	\$280.42	\$0.00
Western Elementary Equipment/Materials	\$ 18,734.00	\$ 18,186.17	\$ 650.00	(\$102.17)	\$0.00
Spanish Textbooks/Materials	\$ 9,152.90	\$ -	\$ -	\$9,152.90	\$9,152.90
HS Art Equipment	\$ 8,237.63	\$ 8,537.55	\$ -	(\$299.92)	\$0.00
JH Robotics Equipment	\$ 8,119.82	\$ 8,119.82	\$ -	\$0.00	\$0.00
HS Instrumental Music Equipment	\$ 2,333.33	\$ 2,369.21	\$ 2,672.00	(\$2,707.88)	\$0.00
Eastern Tables	\$ 4,328.32	\$ 4,540.20	\$ -	(\$211.88)	\$0.00
HS Protective Gym Flooring	\$ 3,515.20	\$ 3,515.20	\$ -	\$0.00	\$0.00
Eastern PE Equipment	\$ 3,000.00	\$ 3,250.00	\$ -	(\$250.00)	\$0.00
JH PE Equipment	\$ 1,030.54	\$ 1,030.54	\$ -	\$0.00	\$0.00
AudioMeter (Nurse)	\$ 1,043.67	\$ 1,043.67	\$ -	\$0.00	\$0.00
Wilson Foundation Teacher Kits	\$ 2,606.30	\$ -	\$ -	\$2,606.30	\$2,606.30
Eastern Reading Books	\$ 1,289.76	\$ 1,289.76	\$ -	\$0.00	\$0.00
Eastern Social Studies Text Set	\$ 1,085.78	\$ 1,085.78	\$ -	\$0.00	\$0.00
Central Equipment	\$ 790.60	\$ 640.60	\$ -	\$150.00	\$0.00
Eastern Equipment	\$ 259.19	\$ 259.19	\$ -	\$0.00	\$0.00
Central Tables	\$ 748.80	\$ 392.44	\$ 356.36	\$0.00	\$0.00
HS/Central Office Equipment	\$ 1,900.00	\$ -	\$ 1,900.00	\$0.00	\$0.00
Eastern Music Equipment	\$ 122.92	\$ 102.42	\$ 20.50	\$0.00	\$0.00
Central Comprehension Instruction Materials	\$ 118.00	\$ -	\$ 118.00	\$0.00	\$0.00
Maintenance					
New Maintenance Truck	\$ 45,435.50	\$ 45,435.50	\$ -	\$0.00	\$0.00
Roof Project Western/Central	\$ 28,345.00	\$ 28,345.00	\$ -	\$0.00	\$0.00
Roof Project Bus Garage	\$ 28,392.00	\$ 28,392.00	\$ -	\$0.00	\$0.00
Transportation					
New mini-buses	\$ 89,400.00	\$ 89,400.00	\$ -	\$0.00	\$0.00
New handicap bus	\$ 86,916.00	\$ 86,762.00	\$ 154.00	\$0.00	\$0.00
Transportation Power Washer	\$ 7,843.06	\$ 7,843.06	\$ -	\$0.00	\$0.00
Transportation Gas Tank	\$ 3,798.00	\$ 3,798.00	\$ -	\$0.00	\$0.00
Technology					
Computers, servers, tech equip., etc.	\$ 200,000.00	\$ 144,761.77	\$ 11,932.21	\$43,306.02	\$43,306.02
Western Tech Equipment	\$ 3,500.00	\$ 3,500.00	\$ -	\$0.00	\$0.00
Eastern Tech Equipment	\$ 5,000.00	\$ 4,919.01	\$ -	\$80.99	\$0.00
Food Service					
Food Service Equipment	\$ 15,816.00	\$ 15,765.98	\$ -	\$50.02	\$0.00
Food Service Washing Machine	\$ 398.00	\$ -	\$ 398.00	\$0.00	\$0.00
Athletics and Student Activities					
HS Athletics Equipment	\$ 21,584.58	\$ 21,428.58	\$ -	\$156.00	\$0.00
HS Marching Bank Uniforms	\$ 62,000.00	\$ 61,770.44	\$ -	\$229.56	\$0.00
Fees					
Tax Collection Fees	\$ 14,500.00	\$ 5,263.35	\$ -	\$9,236.65	\$9,236.65
Totals					
	\$ 702,344.90	\$ 622,466.82	\$ 18,201.07	\$61,677.01	\$64,301.87
Total Budgeted	\$ 702,344.90				
Actual Cash Balance 7/1/19	\$ 65,009.60				
Revenues FY20 - Taxes from levy	\$ 323,037.44				
Expenditures FY20	(\$ 622,466.82)				
Current Cash Balance	(\$234,419.78)				
Current Encumbrances	\$ (18,201.07)				
Available Balance	(\$252,620.85)				
Remaining Estimated Revenues FY20 - Taxes from levy	\$ 351,962.56				
Less: Remaining Estimated PI Project Costs	(\$64,301.87)				
6/30/20 Estimated Carryover	\$ 35,039.84				

Lexington Local Schools

Food Service Fund 2019-20 vs. 2018-2019 vs. 2017-2018

							Beginning Balance 7/1/18	\$ (2,391)
2019-2020 Through 1/31/20								
<i>Revenues</i>	District-Wide	High School	Junior High	Eastern	Central	Western	Total	
Student Type A, Ezipay, Misc	\$ -	\$ 49,699	\$ 24,288	\$ 27,575	\$ 26,444	\$ 18,817	\$ 146,823	
Student Break, Milk & A La Carte	\$ -	\$ 23,697	\$ 6,897	\$ 6,374	\$ 4,678	\$ 4,070	\$ 45,716	
Adult & Misc revenues	\$ 2,638	\$ 3,233	\$ 732	\$ 1,369	\$ 1,141	\$ 968	\$ 10,081	
State Reimb	\$ -	\$ -	\$ -	\$ -	\$ -	\$ -	\$ -	
Federal Reimb	\$ -	\$ 32,495	\$ 23,208	\$ 36,736	\$ 34,474	\$ 22,737	\$ 149,650	
Transfer In	\$ -	\$ -	\$ -	\$ -	\$ -	\$ -	\$ -	
Total Revenues	\$ 2,638	\$ 109,124	\$ 55,125	\$ 72,054	\$ 66,737	\$ 46,592	\$ 352,270	
<i>Expenses</i>								
Wages	\$ 28,798	\$ 64,668	\$ 34,095	\$ 26,869	\$ 20,051	\$ 20,853	\$ 195,334	
Severance	\$ -	\$ -	\$ -	\$ -	\$ -	\$ -	\$ -	
Retirement	\$ 7,016	\$ 11,741	\$ 4,894	\$ 8,000	\$ 3,863	\$ 4,100	\$ 39,614	
Medical	\$ 16,492	\$ 26,154	\$ 9,517	\$ 20,706	\$ 7,709	\$ -	\$ 80,578	
Life, Dent, MC, WC	\$ 1,019	\$ 2,509	\$ 1,663	\$ 1,197	\$ 719	\$ 438	\$ 7,545	
Purch Serv, Repairs, Phone, Post:	\$ 1,207	\$ 5,809	\$ 999	\$ 594	\$ 1,046	\$ 546	\$ 10,201	
Supplies	\$ 3,496	\$ -	\$ -	\$ -	\$ -	\$ -	\$ 3,496	
Food Costs	\$ -	\$ 32,308	\$ 15,850	\$ 28,444	\$ 8,592	\$ 7,628	\$ 92,822	
Equipment	\$ -	\$ -	\$ -	\$ -	\$ -	\$ -	\$ -	
Other Costs	\$ -	\$ -	\$ -	\$ -	\$ -	\$ -	\$ -	
Total Expenses	\$ 58,028	\$ 143,189	\$ 67,018	\$ 85,810	\$ 41,980	\$ 33,565	\$ 429,590	
Net Gain (Loss)	\$ (55,390)	\$ (34,065)	\$ (11,893)	\$ (13,756)	\$ 24,757	\$ 13,027	\$ (77,320)	
							Ending Cash Balance 1/31/20	\$ (79,711)

Food Service Fund 2018-19 vs. 2017-2018 vs. 2016-2017

							Beginning Balance 7/1/18	\$ 4,848
2018-2019 Through 1/31/19								
<i>Revenues</i>	District-Wide	High School	Junior High	Eastern	Central	Western	Total	
Student Type A, Ezipay, Misc	\$ -	\$ 54,001	\$ 25,588	\$ 26,846	\$ 23,697	\$ 19,864	\$ 149,996	
Student Break, Milk & A La Carte	\$ -	\$ 27,875	\$ 8,111	\$ 5,459	\$ 3,371	\$ 3,597	\$ 48,413	
Adult & Misc revenues	\$ 5,445	\$ 2,470	\$ 564	\$ 1,337	\$ 1,114	\$ 876	\$ 11,806	
State Reimb	\$ -	\$ -	\$ -	\$ -	\$ -	\$ -	\$ -	
Federal Reimb	\$ -	\$ 25,446	\$ 17,862	\$ 31,520	\$ 19,987	\$ 17,818	\$ 112,633	
Transfer In	\$ -	\$ -	\$ -	\$ -	\$ -	\$ -	\$ -	
Total Revenues	\$ 5,445	\$ 109,792	\$ 52,125	\$ 65,162	\$ 48,169	\$ 42,155	\$ 322,848	
<i>Expenses</i>								
Wages	\$ 28,233	\$ 64,830	\$ 32,543	\$ 21,809	\$ 19,707	\$ 20,433	\$ 187,555	
Severance	\$ -	\$ -	\$ -	\$ -	\$ -	\$ -	\$ -	
Retirement	\$ 6,776	\$ 12,181	\$ 6,233	\$ 6,601	\$ 4,307	\$ 3,889	\$ 39,987	
Medical	\$ 14,405	\$ 24,561	\$ 11,871	\$ 17,359	\$ 3,989	\$ -	\$ 72,185	
Life, Dent, MC, WC	\$ 1,001	\$ 2,560	\$ 1,550	\$ 1,087	\$ 752	\$ 473	\$ 7,423	
Purch Serv, Repairs, Phone, Post:	\$ 1,200	\$ 839	\$ 709	\$ 472	\$ 472	\$ 595	\$ 4,287	
Supplies	\$ 3,347	\$ 33,023	\$ 17,210	\$ 24,958	\$ 7,880	\$ 7,515	\$ 93,933	
Food Costs	\$ -	\$ -	\$ -	\$ -	\$ -	\$ -	\$ -	
Equipment	\$ -	\$ -	\$ -	\$ -	\$ -	\$ -	\$ -	
Other Costs	\$ -	\$ -	\$ -	\$ -	\$ -	\$ -	\$ -	
Total Expenses	\$ 54,962	\$ 137,994	\$ 70,116	\$ 72,286	\$ 37,107	\$ 32,905	\$ 405,370	
Net Gain (Loss)	\$ (49,517)	\$ (28,202)	\$ (17,991)	\$ (7,124)	\$ 11,062	\$ 9,250	\$ (82,522)	
							Ending Cash Balance 1/31/19	\$ (77,674)

							Beginning Balance 7/1/17	\$ 13
2017-2018 Through 1/31/18								
<i>Revenues</i>	District-Wide	High School	Junior High	Eastern	Central	Western	Total	
Student Type A, Ezipay, Misc	\$ -	\$ 55,921	\$ 23,019	\$ 27,103	\$ 21,037	\$ 17,850	\$ 144,930	
Student Break, Milk & A La Carte	\$ -	\$ 30,624	\$ 7,338	\$ 7,058	\$ 2,678	\$ 4,000	\$ 51,698	
Adult & Misc revenues	\$ 5,512	\$ 2,305	\$ 674	\$ 1,323	\$ 1,072	\$ 1,038	\$ 11,924	
State Reimb	\$ -	\$ -	\$ -	\$ -	\$ -	\$ -	\$ -	
Federal Reimb	\$ -	\$ 32,506	\$ 21,767	\$ 38,433	\$ 27,483	\$ 18,914	\$ 139,103	
Transfer In	\$ -	\$ -	\$ -	\$ -	\$ -	\$ -	\$ -	
Total Revenues	\$ 5,512	\$ 121,356	\$ 52,798	\$ 73,917	\$ 52,270	\$ 41,802	\$ 347,655	
<i>Expenses</i>								
Wages	\$ 27,791	\$ 68,313	\$ 30,653	\$ 21,131	\$ 20,166	\$ 19,855	\$ 187,909	
Severance	\$ -	\$ -	\$ -	\$ -	\$ -	\$ -	\$ -	
Retirement	\$ 6,659	\$ 14,892	\$ 5,388	\$ 5,392	\$ 5,478	\$ 4,037	\$ 41,846	
Medical	\$ 15,676	\$ 28,338	\$ 13,787	\$ 18,892	\$ 4,341	\$ -	\$ 81,034	
Life, Dent, MC, WC	\$ 1,047	\$ 2,669	\$ 1,541	\$ 1,029	\$ 804	\$ 482	\$ 7,572	
Purch Serv, Repairs, Phone, Post:	\$ 1,561	\$ 1,358	\$ 1,031	\$ 1,121	\$ 923	\$ 493	\$ 6,487	
Supplies	\$ 3,181	\$ -	\$ -	\$ -	\$ -	\$ -	\$ 3,181	
Food Costs	\$ -	\$ 39,887	\$ 15,465	\$ 27,582	\$ 8,060	\$ 7,502	\$ 98,496	
Equipment	\$ -	\$ -	\$ -	\$ -	\$ -	\$ -	\$ -	
Other Costs	\$ -	\$ -	\$ -	\$ -	\$ -	\$ -	\$ -	
Total Expenses	\$ 55,915	\$ 155,457	\$ 67,865	\$ 75,147	\$ 39,772	\$ 32,369	\$ 426,525	
Net Gain (Loss)	\$ (50,403)	\$ (34,101)	\$ (15,067)	\$ (1,230)	\$ 12,498	\$ 9,433	\$ (78,870)	
							Ending Cash Balance 1/31/18	\$ (78,857)

Check#	Check Date	Org Sta	Vendor Paid	Check Amount	Status Date
087090	01/09/2020	W/R	GENERAL BINDING CORPORATION	163.80	01/16/2020
087091	01/09/2020	W/R	NICKLES BAKERY	560.11	01/21/2020
087092	01/09/2020	W/W	ALL OHIO COUNSELORS CONFERENCE	455.00	
087093	01/09/2020	W/R	ALLIED SUPPLY CO, INC	57.41	01/13/2020
087094	01/09/2020	W/R	AMERICAN ELECTRIC POWER	32,147.66	01/15/2020
087095	01/09/2020	W/R	AMAZON.COM/ AMEX	361.06	01/14/2020
087096	01/09/2020	W/R	AMERICAN EXPRESS	192.25	01/14/2020
087097	01/09/2020	W/W	AWARDSMITH	113.50	
087098	01/09/2020	W/R	BRIDGEWAY ACADEMY	5,380.00	01/15/2020
087099	01/09/2020	W/R	MILLER, BUDDY	137.77	01/13/2020
087100	01/09/2020	W/R	CARDINAL BUS SALES & SERVICE	365.83	01/14/2020
087101	01/09/2020	W/R	CDW-G	698.60	01/16/2020
087102	01/09/2020	W/W	REYNOLDS, CHAD	172.40	
087103	01/09/2020	W/R	COWLES, CINDY	467.46	01/15/2020
087104	01/09/2020	W/R	CLEAR FORK VALLEY LOCAL	591.66	01/13/2020
087105	01/09/2020	W/R	CLEARWATER SYSTEMS	159.10	01/17/2020
087106	01/09/2020	W/R	COLE DISTRIBUTING	290.34	01/14/2020
087107	01/09/2020	W/R	COMMERCIAL PARTS & SERVICE	61.98	01/15/2020
087108	01/09/2020	W/R	CULLIGAN QUALITY WATER	37.00	01/21/2020
087109	01/09/2020	W/R	DIRECT ENERGY BUSINESS MARKETI	948.94	01/14/2020
087110	01/09/2020	W/R	SPELLING OUT DYSLEXIA	300.00	01/14/2020
087111	01/09/2020	W/R	EQUIPARTS	218.03	01/14/2020
087112	01/09/2020	W/R	FAMOUS ENTERPRISES, INC.	418.65	01/13/2020
087113	01/09/2020	W/R	FINALFORMS	620.00	01/21/2020
087114	01/09/2020	W/R	GIONINO'S PIZZERIA	132.25	01/21/2020
087115	01/09/2020	W/R	GOPHER SPORTS	583.33	01/13/2020
087116	01/09/2020	W/R	GRAINGER	897.02	01/15/2020
087117	01/09/2020	W/R	HEALTHCARE BILLING SERVICES	382.97	01/13/2020
087118	01/09/2020	W/R	ITsavvy	1,960.99	01/15/2020
087119	01/09/2020	W/R	JOSTEN'S	732.51	01/15/2020
087120	01/09/2020	W/R	K B Z ELECTRIC INC.	187.54	01/14/2020
087121	01/09/2020	W/R	KELL ACE HARDWARE	14.94	01/17/2020
087122	01/09/2020	W/R	KIMBALL MIDWEST	301.22	01/13/2020
087123	01/09/2020	W/R	LESCH BATTERY & POWER	104.47	01/15/2020
087124	01/09/2020	W/R	LEXINGTON AUTO PARTS	1,533.69	01/14/2020
087125	01/09/2020	W/R	LOW TEMP REFRIGERATION INC.	200.59	01/15/2020
087126	01/09/2020	W/R	LOWE'S HOME CENTER	117.23	01/16/2020
087127	01/09/2020	W/R	MENARDS	1,521.95	01/21/2020
087128	01/09/2020	W/R	MID-OHIO ED. SERVICE CENTER	256.00	01/13/2020
087129	01/09/2020	W/R	ACORN DISTRIBUTORS, INC.	2,184.25	01/14/2020
087130	01/09/2020	W/R	NOVA LUNA EDUC & CONSULTING	972.00	01/14/2020
087131	01/09/2020	W/R	NWDFSCA	35.00	01/28/2020
087132	01/09/2020	W/R	OAT & CCC	270.00	01/21/2020
087133	01/09/2020	W/R	OHSFCA	300.00	01/27/2020
087134	01/09/2020	W/R	CONOVER, PAM	675.00	01/16/2020
087135	01/09/2020	W/R	QUENCH	39.14	01/14/2020
087136	01/09/2020	W/R	RENHILL GROUP, INC.	10,897.51	01/14/2020
087137	01/09/2020	W/R	ROBOTICS EDUCATION &	195.00	01/15/2020
087138	01/09/2020	W/R	S & P APPLIANCE	1,374.16	01/22/2020
087139	01/09/2020	W/R	SHELBY PRINTING, INC.	155.00	01/13/2020
087140	01/09/2020	W/R	SMITHFOODS, INC	2,254.54	01/17/2020
087141	01/09/2020	W/R	STANDARD PLUMBING & HEATING CO	1,496.26	01/14/2020

Check#	Check Date	Org Sta	Vendor Paid	Check Amount	Status Date
087142	01/09/2020	W/R	STANTON SHEET MUSIC	312.30	01/14/2020
087143	01/09/2020	W/R	LAMP, SUMMER	750.00	01/16/2020
087144	01/09/2020	W/R	THE ESKEN GROUP, LLC	2,137.50	01/16/2020
087145	01/09/2020	W/R	THE CENTER FOR INDIVIDUAL &	322.50	01/16/2020
087146	01/09/2020	W/R	TRANSPORTATION ACCESSORIES CO.	743.63	01/14/2020
087147	01/09/2020	W/R	TREASURER, STATE OF OHIO	389.50	01/16/2020
087148	01/09/2020	W/R	TRUCK SALES & SERVICE, INC.	2,114.06	01/14/2020
087149	01/09/2020	W/R	UCP OF GREATER CLEVELAND	8,400.00	01/14/2020
087150	01/09/2020	W/R	VAPE EDUCATION LLC	400.00	01/28/2020
087151	01/09/2020	W/R	WILLARD CITY SCHOOLS	150.00	01/15/2020
087152	01/09/2020	W/R	WORNER ROOFING COMPANY	2,984.00	01/13/2020
087153	01/10/2020	B/R	MADISON LOCAL SCHOOLS	1,489.05	01/13/2020
087154	01/10/2020	W/R	HAYES, JAMES	776.28	01/21/2020
087155	01/10/2020	W/R	UNIVERSITY OF FINDLAY	320.00	01/15/2020
087156	01/13/2020	W/R	GOLDEN CORRAL	37.15	01/22/2020
087157	01/13/2020	W/R	POST MASTER	1,650.00	01/16/2020
087158	01/14/2020	W/R	NEER, CALEB	250.00	01/24/2020
087159	01/14/2020	W/R	CONSERVE FLAG COMPANY	44.95	01/23/2020
087160	01/14/2020	W/R	CROTON CRAFT	42.50	01/31/2020
087161	01/14/2020	W/R	EJ THERAPY	32,101.18	01/23/2020
087162	01/14/2020	W/R	FAIRMONT STATE UNIVERSITY	1,000.00	01/23/2020
087163	01/14/2020	W/R	ANDERSON, JAMES	250.00	01/23/2020
087164	01/14/2020	W/R	KROGER COMPANY	90.57	01/17/2020
087165	01/14/2020	W/W	STONE-WATTERS, MELISA	45.00	
087166	01/14/2020	W/R	MIAMI UNIVERSITY	2,000.00	01/23/2020
087167	01/14/2020	W/R	MID-OHIO ED. SERVICE CENTER	625.00	01/17/2020
087168	01/14/2020	W/R	STAPLES, MITCHELL L	380.00	01/22/2020
087169	01/14/2020	W/W	OHIO ALLIANCE OF YMCA'S	80.00	
087170	01/14/2020	W/R	OHIO UNIVERSITY	1,000.00	01/23/2020
087171	01/14/2020	W/R	SCHOOL PRIDE	393.00	01/21/2020
087172	01/14/2020	W/R	STANTON SHEET MUSIC	870.68	01/21/2020
087173	01/14/2020	W/R	OHIO STATE UNIVERSITY	294.00	01/31/2020
087174	01/14/2020	W/R	THE CENTER FOR INDIVIDUAL &	135.00	01/23/2020
087175	01/14/2020	W/R	TRANSPORTATION ACCESSORIES CO.	1,096.15	01/21/2020
087176	01/14/2020	W/R	U.S. AWARDS, INC.	249.66	01/22/2020
087177	01/14/2020	W/R	UNIVERSITY OF TAMPA	2,000.00	01/23/2020
087178	01/14/2020	W/R	USI, INC.	204.47	01/22/2020
087179	01/14/2020	W/R	WILSON LANGUAGE TRAINING	759.13	01/22/2020
087180	01/14/2020	W/R	WORLDWIDE SUPPLIES	345.00	01/23/2020
087181	01/14/2020	W/R	GOLDEN CORRAL	36.76	01/22/2020
087182	01/23/2020	W/W	OMEA	250.00	
087183	01/23/2020	W/R	ARMSTRONG TOOL & SUPPLY	257.00	01/28/2020
087184	01/23/2020	W/R	CARDINAL BUS SALES & SERVICE	1,470.71	01/28/2020
087185	01/23/2020	W/R	CASS FRAMES	448.00	01/29/2020
087186	01/23/2020	W/R	CBIZ BENEFITS & INSURANCE	2,750.00	01/28/2020
087187	01/23/2020	W/R	COLE DISTRIBUTING	556.36	01/28/2020
087188	01/23/2020	W/R	DELL MARKETING L.P.	119.20	01/27/2020
087189	01/23/2020	W/R	EDGENUITY INC	600.00	01/30/2020
087190	01/23/2020	W/R	GLOBAL EQUIPMENT CO INC	283.78	01/30/2020
087191	01/23/2020	W/R	GRADY ENTERPRISES, INC.	1,119.72	01/31/2020
087192	01/23/2020	W/R	HIGH SCHOOL AD NETWORK LLC	32.00	01/31/2020
087193	01/23/2020	W/R	HAYES, JAMES	776.28	01/29/2020

Check#	Check Date	Org Sta	Vendor Paid	Check Amount	Status Date
087194	01/23/2020	W/R	GODBY, JEANNA	599.00	01/29/2020
087195	01/23/2020	W/W	BROKAW, JESSICA	415.16	
087196	01/23/2020	W/R	JULIAN & GRUBE, INC.	1,500.00	01/28/2020
087197	01/23/2020	W/R	HEIMANN, KAYLA	409.58	01/24/2020
087198	01/23/2020	W/R	KELL ACE HARDWARE	74.87	01/29/2020
087199	01/23/2020	W/R	KIMBALL MIDWEST	851.62	01/28/2020
087200	01/23/2020	W/R	LAGUNA CLAY COMPANY	1,964.14	01/31/2020
087201	01/23/2020	W/R	LEXINGTON LOCAL SCHOOLS	424.75	01/27/2020
087202	01/23/2020	W/R	MANSFIELD STRUCTURAL &	25.00	01/28/2020
087203	01/23/2020	W/R	ALONSO, MAYA	307.22	01/29/2020
087204	01/23/2020	W/W	MCCAMMON, MEGAN	181.48	
087205	01/23/2020	W/R	MENARDS	225.93	01/31/2020
087206	01/23/2020	W/R	MID-OHIO ED. SERVICE CENTER	691.50	01/27/2020
087207	01/23/2020	W/R	MINUTEMAN PRESS	1,863.77	01/27/2020
087208	01/23/2020	W/W	MVD SPORTS	1,169.45	
087209	01/23/2020	W/R	OHIO DEPART. OF JOB & FAMILY	77.92	01/30/2020
087210	01/23/2020	W/R	OMEA	285.00	01/30/2020
087211	01/23/2020	W/W	PHOTORAMA	2,455.90	
087212	01/23/2020	W/R	BIGLEY, REBECCA-NON 1099	738.00	01/30/2020
087213	01/23/2020	W/R	RENHILL GROUP, INC.	5,804.38	01/28/2020
087214	01/23/2020	W/W	RENWICK, WELSH & BURTON	1,405.00	
087215	01/23/2020	W/R	RICHLAND CO. JUVENILE COURT	900.00	01/28/2020
087216	01/23/2020	W/R	KNUCKLES, RYAN	99.14	01/28/2020
087217	01/23/2020	W/W	FREUNDLICH, SARAH	180.00	
087218	01/23/2020	W/W	SC STRATEGIC SOLUTIONS LLC	109.80	
087219	01/23/2020	W/R	SHERIDAN, SCOTT	67.85	01/28/2020
087220	01/23/2020	W/R	TEAM SPORTS, INC	2,438.00	01/29/2020
087221	01/23/2020	W/W	OHIO STATE UNIVERSITY	306.00	
087222	01/23/2020	W/R	TRANSPORTATION ACCESSORIES CO.	551.51	01/28/2020
087223	01/23/2020	W/W	TREASURER, STATE OF OHIO	50.00	
087224	01/23/2020	W/W	WILLARD CITY SCHOOLS	150.00	
087225	01/23/2020	W/R	WOLFF BROS. SUPPLY, INC.	760.04	01/28/2020
087226	01/23/2020	W/R	WORNER ROOFING COMPANY	1,950.00	01/27/2020
087227	01/27/2020	W/W	KEDING, ALEXANDER	125.00	
087228	01/27/2020	W/W	BADERTSCHER, AMANDA	120.00	
087229	01/27/2020	W/W	AUTOMOTIVE DISTRIBUTORS WAREHS	45.36	
087230	01/27/2020	W/R	BALL, BENJAMIN	31.90	01/30/2020
087231	01/27/2020	W/W	MORTON, BUCK	439.00	
087232	01/27/2020	W/W	NEER, CALEB	125.00	
087233	01/27/2020	W/W	CALVERT LEARNING	1,575.00	
087234	01/27/2020	W/W	CDW-G	140.93	
087235	01/27/2020	W/R	CHARLES RITTER CO.	135.35	01/30/2020
087236	01/27/2020	W/W	GLENNON, CHRISTOPHER	375.00	
087237	01/27/2020	W/R	COWLES, CINDY	1,202.04	01/31/2020
087238	01/27/2020	W/R	CLEAR FORK VALLEY LOCAL	427.31	01/30/2020
087239	01/27/2020	W/R	COLE DISTRIBUTING	18,803.38	01/31/2020
087240	01/27/2020	W/W	COLUMBIA GAS OF OHIO	2,709.65	
087241	01/27/2020	W/W	COMMERCIAL PARTS & SERVICE	40.22	
087242	01/27/2020	W/W	DATA RECOGNITION CORPORATION	572.43	
087243	01/27/2020	W/W	BOND, DAVID A	90.48	
087244	01/27/2020	W/W	DIRECT ENERGY BUSINESS MARKETI	4,365.83	
087245	01/27/2020	W/W	DRAIN PRO	225.00	

Check#	Check Date	Org Sta	Vendor Paid	Check Amount	Status Date
087246	01/27/2020	W/W	SPELLING OUT DYSLEXIA	850.00	
087247	01/27/2020	W/R	EQUIPARTS	304.97	01/31/2020
087248	01/27/2020	W/R	FAMOUS ENTERPRISES, INC.	642.97	01/31/2020
087249	01/27/2020	W/W	FRONT & CENTER TURF	9,500.00	
087250	01/27/2020	W/W	GIONINO'S PIZZERIA	102.00	
087251	01/27/2020	W/W	GOVERNMENT FORMS & SUPPLIES	125.89	
087252	01/27/2020	W/W	GRAINGER	532.54	
087253	01/27/2020	W/W	HOUGHTON MIFFLIN HARCOURT	317.14	
087254	01/27/2020	W/R	J & B ACCOUSTICAL	357.00	01/31/2020
087255	01/27/2020	W/W	ANDERSON, JAMES	125.00	
087256	01/27/2020	W/W	WHITESEL, JASON	70.00	
087257	01/27/2020	W/W	GUY, KATHERINE	96.00	
087258	01/27/2020	W/R	HEIMANN, KAYLA	475.00	01/29/2020
087259	01/27/2020	W/R	KIMBALL MIDWEST	386.31	01/31/2020
087260	01/27/2020	W/W	LAKESHORE LEARNING MATERIALS	68.00	
087261	01/27/2020	W/W	DEVITO, MARSHA	650.00	
087262	01/27/2020	W/R	MIAMI UNIVERSITY	1,250.00	01/31/2020
087263	01/27/2020	W/R	GRIST, MICHAEL	123.30	01/30/2020
087264	01/27/2020	W/W	METCALF, MINDY T	125.00	
087265	01/27/2020	W/W	MT BUSINESS TECHNOLOGIES, INC.	44.81	
087266	01/27/2020	W/W	MVD SPORTS	19.90	
087267	01/27/2020	W/W	ACORN DISTRIBUTORS, INC.	81.80	
087268	01/27/2020	W/R	OHIO.NET INTERNET PROVIDERS	418.37	01/31/2020
087269	01/27/2020	W/R	OMEA	191.00	01/30/2020
087270	01/27/2020	W/R	RIVER EDUCATION SERVICES INC	6,075.00	01/31/2020
087271	01/27/2020	W/R	TOMMELLEO, ROBERT J	29.00	01/30/2020
087272	01/27/2020	W/W	ROBOTICS EDUCATION &	150.00	
087273	01/27/2020	W/W	ROCHESTER 100 INC.	135.00	
087274	01/27/2020	W/W	LONG, ROGER	70.32	
087275	01/27/2020	W/W	RUMPKE	1,043.79	
087276	01/27/2020	W/R	SCHMIDT SECURITY	278.75	01/30/2020
087277	01/27/2020	W/W	SCHOOL SPECIALTY INC.	459.47	
087278	01/27/2020	W/W	SIESEL DISTRIBUTING, LLC	2,272.43	
087279	01/27/2020	W/W	SPYDER SIGNS AND GRAPHICS	200.00	
087280	01/27/2020	W/W	STANDARD PLUMBING & HEATING CO	3,088.33	
087281	01/27/2020	W/R	STANTON SHEET MUSIC	47.83	01/31/2020
087282	01/27/2020	W/W	TIME FOR KIDS	64.35	
087283	01/27/2020	W/R	SCHEIBER, TODD	83.52	01/29/2020
087284	01/27/2020	W/W	TRANSPORTATION ACCESSORIES CO.	1,588.20	
087285	01/27/2020	W/R	TRUCK SALES & SERVICE, INC.	2,319.65	01/31/2020
087286	01/27/2020	W/W	TWO2 ENTERPRISES, LLC	1,338.69	
087287	01/27/2020	W/R	UCP OF GREATER CLEVELAND	8,400.00	01/31/2020
087288	01/27/2020	W/R	UNITY SCHOOL BUS PARTS	1,557.12	01/31/2020
087289	01/27/2020	W/R	HUNTER, VALERIE	763.30	01/29/2020
087290	01/27/2020	W/W	VERIZON WIRELESS	608.04	
087291	01/27/2020	W/W	WAL-MART DISCOUNT CITIES	293.24	
087292	01/27/2020	W/R	WOLFF BROS. SUPPLY, INC.	116.47	01/31/2020
087293	01/29/2020	W/W	AMERICAN ELECTRIC POWER	34,295.03	
087294	01/29/2020	W/W	BREAKOUT, INC	50.00	
087295	01/29/2020	W/W	BRICKER & ECKLER LLP	2,313.00	
087296	01/29/2020	W/W	CALVERT LEARNING	1,575.00	
087297	01/29/2020	W/V	CenturyLink	831.79	01/29/2020

Check#	Check Date	Org Sta	Vendor Paid	Check Amount	Status Date
087298	01/29/2020	W/W	COLE DISTRIBUTING	617.26	
087299	01/29/2020	W/W	GIONINO'S PIZZERIA	32.00	
087300	01/29/2020	W/W	JOHNNY JOHNSON SPORTS	338.20	
087301	01/29/2020	W/W	JOSTEN'S	5,427.00	
087302	01/29/2020	W/W	KIMBALL MIDWEST	379.26	
087303	01/29/2020	W/W	STILSON, MELANIE	404.10	
087304	01/29/2020	W/W	MENARDS	112.00	
087305	01/29/2020	W/W	MINUTEMAN PRESS	4,157.70	
087306	01/29/2020	W/W	NORTH CENTRAL OHIO ESC	3,699.00	
087307	01/29/2020	W/W	RICHLAND OUTREACH CENTER	587.94	
087308	01/29/2020	W/W	SCHMIDT SECURITY	175.00	
087309	01/29/2020	W/W	SCHOOL SPECIALTY INC.	186.35	
087310	01/29/2020	W/W	THEN DESIGN ARCHITECTURE LTD	570,007.45	
087311	01/29/2020	W/W	TRANSPORTATION ACCESSORIES CO.	404.80	
087312	01/29/2020	W/W	US BANK	3,811.25	
087313	01/30/2020	W/W	CenturyLink	835.78	
087314	01/31/2020	W/W	CDW-G	111.30	
087315	01/31/2020	W/W	SPELLING OUT DYSLEXIA	300.00	
087316	01/31/2020	W/W	HAYES, JAMES	1,358.49	
087317	01/31/2020	W/W	WEIDIG, KATHY	401.07	
087318	01/31/2020	W/W	LOW TEMP REFRIGERATION INC.	180.50	
087319	01/31/2020	W/W	MID-OHIO ED. SERVICE CENTER	20,357.86	
087320	01/31/2020	W/W	MVD SPORTS	244.80	
087321	01/31/2020	W/W	KNUCKLES, RYAN	106.60	
087322	01/31/2020	W/W	SCHOOL SPECIALTY INC.	26.58	
087323	01/31/2020	W/W	TRUCK SALES & SERVICE, INC.	371.17	
087324	01/31/2020	W/W	WALCOM, INC	180.00	
087325	01/31/2020	W/W	CAVALIERS HOLDINGS LLC	900.00	
087326	01/31/2020	W/W	SAM'S CLUB	671.30	
087327	01/31/2020	W/W	UCP OF GREATER CLEVELAND	4,500.00	
087328	01/31/2020	W/W	LEXINGTON ATHLETIC DEPT.	4,290.00	
691441	01/03/2020	C/R	LEXINGTON SCHOOLS - PAYROLL	640,150.87	01/29/2020
691445	01/13/2020	M/M	MEMO-S.E.R.S.	2,895.98	
691446	01/13/2020	M/M	MEMO-S.T.R.S.	7,594.66	
691447	01/13/2020	M/M	GORDON FOOD SERVICE	11,653.07	
691448	01/17/2020	C/R	LEXINGTON SCHOOLS - PAYROLL	585,140.85	01/29/2020
691449	01/17/2020	M/M	ANTHEM BENEFIT SERVICES	389,102.46	
691450	01/17/2020	M/M	MEMO-S.E.R.S.	2,800.92	
691451	01/17/2020	M/M	MEMO-S.T.R.S.	7,594.66	
691452	01/27/2020	M/M	LEXINGTON SCHOOLS - PAYROLL	16,549.14	
691453	01/27/2020	M/M	MEMO-S.E.R.S.	45,500.00	
691454	01/27/2020	M/M	MEMO-S.T.R.S.	127,402.00	
691455	01/27/2020	M/M	MEMO-MID OHIO ESC	4,611.16	
691456	01/27/2020	M/M	OHIO BUREAU OF WORKERS'	4,166.00	
691458	01/29/2020	M/M	RICHLAND BANK - (MEMO FEE)	214.37	
691459	01/31/2020	M/M	RICHLAND BANK - (MEMO FEE)	106.96	
Total Checks Issued				\$ 2,768,768.25	

TRANS NO	ITEM NO	TRANS DATE	STS	DESCRIPTION OR SOURCE	TI	FUND	RCPT	SPCC	SUBJ	OFU	TRANS AMOUNT
074653	0001	01/06/2020	A	Preschool tuition	03	001	1211	0000	000000	500	100.00
074656	0001	01/07/2020	A	Tuition	03	001	1211	0000	000000	000	1,257.36
074659	0001	01/07/2020	A	Preschool tuition	03	001	1211	0000	000000	500	750.00
074661	0001	01/08/2020	A	Preschool tuition	03	001	1211	0000	000000	500	500.00
074672	0001	01/13/2020	A	Preschool tuition	03	001	1211	0000	000000	500	1,100.00
074676	0001	01/14/2020	A	Preschool tuition	03	001	1211	0000	000000	500	100.00
074678	0001	01/15/2020	A	Preschool tuition	03	001	1211	0000	000000	500	200.00
074679	0001	01/16/2020	A	Preschool tuition	03	001	1211	0000	000000	500	100.00
074701	0001	01/21/2020	A	Preschool tuition	03	001	1211	0000	000000	500	100.00
074706	0001	01/22/2020	A	Preschool tuition	03	001	1211	0000	000000	500	300.00
074717	0001	01/27/2020	A	Preschool tuition	03	001	1211	0000	000000	500	100.00
RCPT CODE SUB-TOTAL:											4,607.36
074667	0015	01/10/2020	A	Open Enrollment Revenue	03	001	1227	0000	000000	000	200.67
074688	0015	01/24/2020	A	Open Enrollment Revenue	03	001	1227	0000	000000	000	200.67
RCPT CODE SUB-TOTAL:											401.34
074735	0001	01/31/2020	A	Richland Bank Interest	03	001	1410	0000	000000	000	13,961.86
RCPT CODE SUB-TOTAL:											13,961.86
074654	0001	01/06/2020	A	School fees	03	001	1740	0000	000000	500	20.00
074666	0001	01/10/2020	A	School fees	03	001	1740	0000	000000	100	152.00
074692	0001	01/16/2020	A	School fees	03	001	1740	0000	000000	400	100.00
074698	0001	01/17/2020	A	School fees	03	001	1740	0000	000000	400	84.00
074702	0001	01/21/2020	A	School fees	03	001	1740	0000	000000	400	56.00
074707	0001	01/22/2020	A	School fees	03	001	1740	0000	000000	400	100.00
074712	0003	01/23/2020	A	School fees	03	001	1740	0000	000000	400	132.00
074726	0001	01/27/2020	A	School fees	03	001	1740	0000	000000	400	84.00
074722	0001	01/28/2020	A	School fees	03	001	1740	0000	000000	500	13.50
074739	0003	01/29/2020	A	Central Student Fees	03	001	1740	0000	000000	400	15.00
074736	0001	01/31/2020	A	HS Fees - Pay For It	03	001	1740	0000	000000	100	94.00
074736	0002	01/31/2020	A	Central Fees - Pay For It	03	001	1740	0000	000000	400	138.00
074736	0003	01/31/2020	A	Jr High Fees - Pay For It	03	001	1740	0000	000000	400	52.00
074736	0004	01/31/2020	A	Eastern Fees - Pay For It	03	001	1740	0000	000000	400	60.00
074736	0005	01/31/2020	A	Western Fees - Pay For It	03	001	1740	0000	000000	400	830.00
074740	0001	01/31/2020	A	HS fees	03	001	1740	0000	000000	100	7.00
074743	0001	01/31/2020	A	Summer PE	03	001	1740	0000	080999	100	100.00
RCPT CODE SUB-TOTAL:											2,037.50
074680	0001	01/16/2020	A	MidState Metals- bus recycling	03	001	1890	0000	000000	800	37.80

STATUS (STS) CODES:

A-RECEIPT B-REFUND OF RECEIPT V-VOID REFUND OF RECEIPT X-REDUCTION OF EXPENDITURE
 C-APPROPRIATION OR BUDGET MODIFICATIONS D-EXPENSE/SUPPLIES DISTRIBUTION F-FUND TO FUND TRANSFER

TRANS NO	ITEM NO	TRANS DATE	STS	DESCRIPTION OR SOURCE	TI	FUND	RCPT	SPCC	SUBJ	OPU	TRANS AMOUNT
074711	0001	01/22/2020	A	Jury duty	03	001	1890	0000	000000	000	50.00
074739	0001	01/29/2020	A	Central - Statehouse Donation	03	001	1890	0000	000000	000	297.60
074732	0001	01/30/2020	A	Tiffin School Wilson Training	03	001	1890	0000	000000	000	225.00
RCPT CODE SUB-TOTAL:											610.40
074667	0001	01/10/2020	A	Opportunity Grant	03	001	3110	0000	000000	000	307,988.05
074667	0002	01/10/2020	A	Targeted Assistance	03	001	3110	0000	000000	000	32,892.64
074667	0003	01/10/2020	A	K-3 Literacy Funding	03	001	3110	0000	000000	000	5,948.56
074667	0005	01/10/2020	A	Limited English Prof Funding	03	001	3110	0000	000000	000	122.71
074667	0006	01/10/2020	A	Gifted Education Funding	03	001	3110	0000	000000	000	5,092.68
074667	0007	01/10/2020	A	Transportation	03	001	3110	0000	000000	000	22,763.69
074667	0008	01/10/2020	A	Special Education Funding	03	001	3110	0000	000000	000	50,084.00
074667	0009	01/10/2020	A	Graduation Bonus	03	001	3110	0000	000000	000	1,658.97
074667	0010	01/10/2020	A	Third Grade Reading Bonus	03	001	3110	0000	000000	000	994.42
074667	0012	01/10/2020	A	Enrollment Growth Supplement	03	001	3110	0000	000000	000	345.06
074667	0013	01/10/2020	A	Preschool Special Educ Funding	03	001	3110	0000	000000	000	8,547.31
074667	0014	01/10/2020	A	Special Educ Transportation	03	001	3110	0000	000000	000	2,021.19
074667	0023	01/10/2020	A	JV02 FY2019 Final #2 Adjust	03	001	3110	0000	000000	000	1,637.12-
074688	0001	01/24/2020	A	Opportunity Grant	03	001	3110	0000	000000	000	307,988.04
074688	0002	01/24/2020	A	Targeted Assistance	03	001	3110	0000	000000	000	32,892.64
074688	0003	01/24/2020	A	K-3 Literacy Funding	03	001	3110	0000	000000	000	5,948.56
074688	0005	01/24/2020	A	Limited English Prof Funding	03	001	3110	0000	000000	000	122.71
074688	0006	01/24/2020	A	Gifted Education Funding	03	001	3110	0000	000000	000	5,092.68
074688	0007	01/24/2020	A	Transportation	03	001	3110	0000	000000	000	22,763.69
074688	0008	01/24/2020	A	Special Education Funding	03	001	3110	0000	000000	000	50,084.00
074688	0009	01/24/2020	A	Graduation Bonus	03	001	3110	0000	000000	000	1,658.97
074688	0010	01/24/2020	A	Third Grade Reading Bonus	03	001	3110	0000	000000	000	994.42
074688	0012	01/24/2020	A	Enrollment Growth Supplement	03	001	3110	0000	000000	000	345.05
074688	0013	01/24/2020	A	Preschool Special Educ Funding	03	001	3110	0000	000000	000	8,608.68
074688	0014	01/24/2020	A	Special Educ Transportation	03	001	3110	0000	000000	000	10,140.49
074688	0023	01/24/2020	A	JV02 FY2019 Final #2 Adjust	03	001	3110	0000	000000	000	1,637.12-
RCPT CODE SUB-TOTAL:											881,824.97
074734	0001	01/31/2020	A	Casino Revenue	03	001	3190	0000	000000	000	64,673.15
RCPT CODE SUB-TOTAL:											64,673.15
074667	0004	01/10/2020	A	Economic Disadvantaged Funding	03	001	3211	0000	000000	000	2,384.00
074688	0004	01/24/2020	A	Economic Disadvantaged Funding	03	001	3211	0000	000000	000	2,384.00
RCPT CODE SUB-TOTAL:											4,768.00

STATUS (STS) CODES:

A-RECEIPT B-REFUND OF RECEIPT V-VOID REFUND OF RECEIPT X-REDUCTION OF EXPENDITURE
 C-APPROPRIATION OR BUDGET MODIFICATIONS D-EXPENSE/SUPPLIES DISTRIBUTION F-FUND TO FUND TRANSFER

DATE: 02/04/2020
 TIME: 14:23

LEXINGTON LOCAL SCHOOLS
 TRANS. BY FUND/RCPT, ALL FUNDS
 DATES 01/01/2020 THRU 01/31/2020
 SORTED BY TRANSACTION DATE

PAGE: 3
 (RECLE)

TRANS NO	ITEM NO	TRANS DATE	STS	DESCRIPTION OR SOURCE	TI	FUND	RCPT	SPCC	SUBJ	OPU	TRANS AMOUNT
074667	0011	01/10/2020	A	Career Tech Education Funding	03	001	3219	0000	000000	000	717.70
074688	0011	01/24/2020	A	Career Tech Education Funding	03	001	3219	0000	000000	000	717.70
RCPT CODE SUB-TOTAL:											1,435.40
074720	0001	01/24/2020	A	MEDICAID Recd -1/24/20	03	001	3300	0000	000000	000	444.61
074733	0001	01/29/2020	A	MEDICAID	03	001	3300	0000	000000	000	1,505.00
RCPT CODE SUB-TOTAL:											1,949.61
074719	0001	01/28/2020	A	Cleveland Clinic Refund	03	001	5300	0000	000000	000	309.00
RCPT CODE SUB-TOTAL:											309.00
FUND CODE SUB-TOTAL:											976,578.59
074735	0006	01/31/2020	A	LFI Fund	03	004	1410	0000	000000	000	33,795.61
RCPT CODE SUB-TOTAL:											33,795.61
FUND CODE SUB-TOTAL:											33,795.61
074735	0004	01/31/2020	A	Richland Bank Interest	03	006	1410	0000	000000	000	0.00
RCPT CODE SUB-TOTAL:											0.00
074668	0026	01/10/2020	A	HS Breakfast	03	006	1511	0000	000000	100	63.00
074668	0027	01/10/2020	A	Jr. Hi Breakfast	03	006	1511	0000	000000	200	5.25
074668	0028	01/10/2020	A	Eastern Breakfast	03	006	1511	0000	000000	300	75.70
074668	0029	01/10/2020	A	Central Breakfast	03	006	1511	0000	000000	400	93.30
074668	0030	01/10/2020	A	Western Breakfast	03	006	1511	0000	000000	500	75.40
074697	0026	01/17/2020	A	HS Breakfast	03	006	1511	0000	000000	100	39.10
074697	0027	01/17/2020	A	Jr. Hi Breakfast	03	006	1511	0000	000000	200	9.00
074697	0028	01/17/2020	A	Eastern Breakfast	03	006	1511	0000	000000	300	73.20
074697	0029	01/17/2020	A	Central Breakfast	03	006	1511	0000	000000	400	88.50
074697	0030	01/17/2020	A	Western Breakfast	03	006	1511	0000	000000	500	76.55
074714	0026	01/24/2020	A	HS Breakfast	03	006	1511	0000	000000	100	33.95
074714	0027	01/24/2020	A	Jr. Hi Breakfast	03	006	1511	0000	000000	200	7.50
074714	0028	01/24/2020	A	Eastern Breakfast	03	006	1511	0000	000000	300	65.25
074714	0029	01/24/2020	A	Central Breakfast	03	006	1511	0000	000000	400	78.60
074714	0030	01/24/2020	A	Western Breakfast	03	006	1511	0000	000000	500	61.20
074744	0026	01/31/2020	A	HS Breakfast	03	006	1511	0000	000000	100	32.35

STATUS (STS) CODES:

A-RECEIPT B-REFUND OF RECEIPT V-VOID REFUND OF RECEIPT X-REDUCTION OF EXPENDITURE
 C-APPROPRIATION OR BUDGET MODIFICATIONS D-EXPENSE/SUPPLIES DISTRIBUTION F-FUND TO FUND TRANSFER

TRANS NO	ITEM NO	TRANS DATE	STS	DESCRIPTION OR SOURCE	TI	FUND	RCPT	SPCC	SUBJ	OPU	TRANS AMOUNT
074744	0027	01/31/2020	A	Jr. Hi Breakfast	03	006	1511	0000	000000	200	13.50
074744	0028	01/31/2020	A	Eastern Breakfast	03	006	1511	0000	000000	300	62.85
074744	0029	01/31/2020	A	Central Breakfast	03	006	1511	0000	000000	400	86.40
074744	0030	01/31/2020	A	Western Breakfast	03	006	1511	0000	000000	500	68.10
RCPT CODE SUB-TOTAL:											1,108.70
074668	0001	01/10/2020	A	HS Stu. Type A	03	006	1512	0000	000000	100	2,295.80
074668	0005	01/10/2020	A	HS RDA Stu. Type A	03	006	1512	0000	000000	100	858.21-
074668	0006	01/10/2020	A	Jr Hi Stu. Type A	03	006	1512	0000	000000	200	1,085.30
074668	0010	01/10/2020	A	Jr. Hi RDA Stu Type A	03	006	1512	0000	000000	200	855.85-
074668	0011	01/10/2020	A	Eastern Stu. Type A	03	006	1512	0000	000000	300	1,166.90
074668	0015	01/10/2020	A	Eastern RDA Stu. Type A	03	006	1512	0000	000000	300	523.13-
074668	0016	01/10/2020	A	Central Stu. Type A	03	006	1512	0000	000000	400	1,279.90
074668	0020	01/10/2020	A	Central RDA Stu. Type A	03	006	1512	0000	000000	400	780.50-
074668	0021	01/10/2020	A	Western Stu. Type A	03	006	1512	0000	000000	500	709.65
074668	0025	01/10/2020	A	Western RDA Stu. Type A	03	006	1512	0000	000000	500	546.45-
074697	0001	01/17/2020	A	HS Stu. Type A	03	006	1512	0000	000000	100	2,421.60
074697	0005	01/17/2020	A	HS RDA Stu. Type A	03	006	1512	0000	000000	100	1,603.50-
074697	0006	01/17/2020	A	Jr Hi Stu. Type A	03	006	1512	0000	000000	200	1,096.55
074697	0010	01/17/2020	A	Jr. Hi RDA Stu Type A	03	006	1512	0000	000000	200	975.55-
074697	0011	01/17/2020	A	Eastern Stu. Type A	03	006	1512	0000	000000	300	1,269.45
074697	0015	01/17/2020	A	Eastern RDA Stu. Type A	03	006	1512	0000	000000	300	659.55-
074697	0016	01/17/2020	A	Central Stu. Type A	03	006	1512	0000	000000	400	1,251.60
074697	0020	01/17/2020	A	Central RDA Stu. Type A	03	006	1512	0000	000000	400	559.71-
074697	0021	01/17/2020	A	Western Stu. Type A	03	006	1512	0000	000000	500	817.70
074697	0025	01/17/2020	A	Western RDA Stu. Type A	03	006	1512	0000	000000	500	773.95-
074714	0001	01/24/2020	A	HS Stu. Type A	03	006	1512	0000	000000	100	1,830.20
074714	0005	01/24/2020	A	HS RDA Stu. Type A	03	006	1512	0000	000000	100	1,221.35-
074714	0006	01/24/2020	A	Jr Hi Stu. Type A	03	006	1512	0000	000000	200	865.25
074714	0010	01/24/2020	A	Jr. Hi RDA Stu Type A	03	006	1512	0000	000000	200	424.50-
074714	0011	01/24/2020	A	Eastern Stu. Type A	03	006	1512	0000	000000	300	922.45
074714	0015	01/24/2020	A	Eastern RDA Stu. Type A	03	006	1512	0000	000000	300	645.00-
074714	0016	01/24/2020	A	Central Stu. Type A	03	006	1512	0000	000000	400	1,033.45
074714	0020	01/24/2020	A	Central RDA Stu. Type A	03	006	1512	0000	000000	400	868.04-
074714	0021	01/24/2020	A	Western Stu. Type A	03	006	1512	0000	000000	500	631.70
074714	0025	01/24/2020	A	Western RDA Stu. Type A	03	006	1512	0000	000000	500	452.55-
074736	0006	01/31/2020	A	HS Lunch - Pay For It	03	006	1512	0000	000000	100	5,473.19
074736	0007	01/31/2020	A	Jr High Lunch - Pay For It	03	006	1512	0000	000000	200	3,219.70
074736	0008	01/31/2020	A	Eastern Lunch - Pay For It	03	006	1512	0000	000000	300	2,943.50
074736	0009	01/31/2020	A	Central Lunch - Pay For It	03	006	1512	0000	000000	400	2,921.90
074736	0010	01/31/2020	A	Western Lunch - Pay For It	03	006	1512	0000	000000	500	2,892.15
074744	0001	01/31/2020	A	HS Stu. Type A	03	006	1512	0000	000000	100	2,206.25
074744	0005	01/31/2020	A	HS RDA Stu. Type A	03	006	1512	0000	000000	100	1,482.50-

STATUS (STS) CODES:

A-RECEIPT B-REFUND OF RECEIPT V-VOID REFUND OF RECEIPT X-REDUCTION OF EXPENDITURE
 C-APPROPRIATION OR BUDGET MODIFICATIONS D-EXPENSE/SUPPLIES DISTRIBUTION F-FUND TO FUND TRANSFER

DATE: 02/04/2020
TIME: 14:23

LEXINGTON LOCAL SCHOOLS
TRANS. BY FUND/RCPT, ALL FUNDS
DATES 01/01/2020 THRU 01/31/2020
SORTED BY TRANSACTION DATE

PAGE: 5
(RECLE)

TRANS NO	ITEM NO	TRANS DATE	STS	DESCRIPTION OR SOURCE	TI	FUND	RCPT	SPCC	SUBJ	OPU	TRANS AMOUNT
074744	0006	01/31/2020	A	Jr Hi Stu. Type A	03	006	1512	0000	000000	200	1,028.95
074744	0010	01/31/2020	A	Jr. Hi RDA Stu Type A	03	006	1512	0000	000000	200	810.25-
074744	0011	01/31/2020	A	Eastern Stu. Type A	03	006	1512	0000	000000	300	1,256.25
074744	0015	01/31/2020	A	Eastern RDA Stu. Type A	03	006	1512	0000	000000	300	962.83-
074744	0016	01/31/2020	A	Central Stu. Type A	03	006	1512	0000	000000	400	1,208.35
074744	0020	01/31/2020	A	Central RDA Stu. Type A	03	006	1512	0000	000000	400	443.89-
074744	0021	01/31/2020	A	Western Stu. Type A	03	006	1512	0000	000000	500	821.15
074744	0025	01/31/2020	A	Western RDA Stu. Type A	03	006	1512	0000	000000	500	698.70-

RCPT CODE SUB-TOTAL: 26,502.88

074668	0003	01/10/2020	A	HS Stu. ALa Carte	03	006	1513	0000	000000	100	1,139.30
074668	0008	01/10/2020	A	Jr. Hi Stu. Ala Carte	03	006	1513	0000	000000	200	334.30
074668	0013	01/10/2020	A	Eastern Stu. Ala Carte	03	006	1513	0000	000000	300	225.60
074668	0018	01/10/2020	A	Central Stu. Ala Carte	03	006	1513	0000	000000	400	164.75
074668	0023	01/10/2020	A	Western Stu. Ala Carte	03	006	1513	0000	000000	500	109.00
074697	0003	01/17/2020	A	HS Stu. ALa Carte	03	006	1513	0000	000000	100	1,210.60
074697	0008	01/17/2020	A	Jr. Hi Stu. Ala Carte	03	006	1513	0000	000000	200	381.35
074697	0013	01/17/2020	A	Eastern Stu. Ala Carte	03	006	1513	0000	000000	300	256.40
074697	0018	01/17/2020	A	Central Stu. Ala Carte	03	006	1513	0000	000000	400	158.75
074697	0023	01/17/2020	A	Western Stu. Ala Carte	03	006	1513	0000	000000	500	127.25
074714	0003	01/24/2020	A	HS Stu. ALa Carte	03	006	1513	0000	000000	100	889.85
074714	0008	01/24/2020	A	Jr. Hi Stu. Ala Carte	03	006	1513	0000	000000	200	309.80
074714	0013	01/24/2020	A	Eastern Stu. Ala Carte	03	006	1513	0000	000000	300	205.40
074714	0018	01/24/2020	A	Central Stu. Ala Carte	03	006	1513	0000	000000	400	126.50
074714	0023	01/24/2020	A	Western Stu. Ala Carte	03	006	1513	0000	000000	500	100.25
074744	0003	01/31/2020	A	HS Stu. ALa Carte	03	006	1513	0000	000000	100	1,191.70
074744	0008	01/31/2020	A	Jr. Hi Stu. Ala Carte	03	006	1513	0000	000000	200	317.55
074744	0013	01/31/2020	A	Eastern Stu. Ala Carte	03	006	1513	0000	000000	300	249.00
074744	0018	01/31/2020	A	Central Stu. Ala Carte	03	006	1513	0000	000000	400	157.53
074744	0023	01/31/2020	A	Western Stu. Ala Carte	03	006	1513	0000	000000	500	100.15

RCPT CODE SUB-TOTAL: 7,755.03

074668	0002	01/10/2020	A	HS Stu. Milk	03	006	1514	0000	000000	100	22.50
074668	0007	01/10/2020	A	Jr. Hi. Stu Milk	03	006	1514	0000	000000	200	4.50
074668	0012	01/10/2020	A	Eastern Stu. Milk	03	006	1514	0000	000000	300	5.50
074668	0017	01/10/2020	A	Central Stu. Milk	03	006	1514	0000	000000	400	11.50
074668	0022	01/10/2020	A	Western Stu. Milk	03	006	1514	0000	000000	500	27.50
074697	0002	01/17/2020	A	HS Stu. Milk	03	006	1514	0000	000000	100	15.50
074697	0007	01/17/2020	A	Jr. Hi. Stu Milk	03	006	1514	0000	000000	200	4.50
074697	0012	01/17/2020	A	Eastern Stu. Milk	03	006	1514	0000	000000	300	5.00
074697	0017	01/17/2020	A	Central Stu. Milk	03	006	1514	0000	000000	400	8.00
074697	0022	01/17/2020	A	Western Stu. Milk	03	006	1514	0000	000000	500	16.50

STATUS (STS) CODES:

A-RECEIPT B-REFUND OF RECEIPT V-VOID REFUND OF RECEIPT X-REDUCTION OF EXPENDITURE
C-APPROPRIATION OR BUDGET MODIFICATIONS D-EXPENSE/SUPPLIES DISTRIBUTION F-FUND TO FUND TRANSFER

TRANS NO	ITEM NO	TRANS DATE	STS	DESCRIPTION OR SOURCE	TI	FUND	RCPT	SPCC	SUBJ	QPU	TRANS AMOUNT
074714	0002	01/24/2020	A	HS Stu. Milk	03	006	1514	0000	000000	100	15.50
074714	0007	01/24/2020	A	Jr. Hi. Stu Milk	03	006	1514	0000	000000	200	7.50
074714	0012	01/24/2020	A	Eastern Stu. Milk	03	006	1514	0000	000000	300	8.00
074714	0017	01/24/2020	A	Central Stu. Milk	03	006	1514	0000	000000	400	5.50
074714	0022	01/24/2020	A	Western Stu. Milk	03	006	1514	0000	000000	500	20.50
074744	0002	01/31/2020	A	HS Stu. Milk	03	006	1514	0000	000000	100	15.00
074744	0007	01/31/2020	A	Jr. Hi. Stu Milk	03	006	1514	0000	000000	200	6.00
074744	0012	01/31/2020	A	Eastern Stu. Milk	03	006	1514	0000	000000	300	10.00
074744	0017	01/31/2020	A	Central Stu. Milk	03	006	1514	0000	000000	400	9.00
074744	0022	01/31/2020	A	Western Stu. Milk	03	006	1514	0000	000000	500	21.00
RCPT CODE SUB-TOTAL:											239.00
074668	0004	01/10/2020	A	HS Adult Ala Carte	03	006	1523	0000	000000	100	136.55
074668	0009	01/10/2020	A	Jr. Hi Adult Ala Carte	03	006	1523	0000	000000	200	26.00
074668	0014	01/10/2020	A	Eastern Adult Ala Carte	03	006	1523	0000	000000	300	35.75
074668	0019	01/10/2020	A	Central Adult Ala Carte	03	006	1523	0000	000000	400	22.00
074668	0024	01/10/2020	A	Western Adult Ala Carte	03	006	1523	0000	000000	500	16.75
074697	0004	01/17/2020	A	HS Adult Ala Carte	03	006	1523	0000	000000	100	120.25
074697	0009	01/17/2020	A	Jr. Hi Adult Ala Carte	03	006	1523	0000	000000	200	30.25
074697	0014	01/17/2020	A	Eastern Adult Ala Carte	03	006	1523	0000	000000	300	42.25
074697	0019	01/17/2020	A	Central Adult Ala Carte	03	006	1523	0000	000000	400	26.50
074697	0024	01/17/2020	A	Western Adult Ala Carte	03	006	1523	0000	000000	500	14.50
074714	0004	01/24/2020	A	HS Adult Ala Carte	03	006	1523	0000	000000	100	151.45
074714	0009	01/24/2020	A	Jr. Hi Adult Ala Carte	03	006	1523	0000	000000	200	26.00
074714	0014	01/24/2020	A	Eastern Adult Ala Carte	03	006	1523	0000	000000	300	28.75
074714	0019	01/24/2020	A	Central Adult Ala Carte	03	006	1523	0000	000000	400	12.00
074714	0024	01/24/2020	A	Western Adult Ala Carte	03	006	1523	0000	000000	500	12.00
074744	0004	01/31/2020	A	HS Adult Ala Carte	03	006	1523	0000	000000	100	167.70
074744	0009	01/31/2020	A	Jr. Hi Adult Ala Carte	03	006	1523	0000	000000	200	39.30
074744	0014	01/31/2020	A	Eastern Adult Ala Carte	03	006	1523	0000	000000	300	43.00
074744	0019	01/31/2020	A	Central Adult Ala Carte	03	006	1523	0000	000000	400	31.75
074744	0024	01/31/2020	A	Western Adult Ala Carte	03	006	1523	0000	000000	500	18.50
RCPT CODE SUB-TOTAL:											1,001.25
074724	0001	01/27/2020	A	Preschool snacks	03	006	1890	0000	000000	000	424.75
RCPT CODE SUB-TOTAL:											424.75
074689	0001	01/21/2020	A	Federal Reimb Lunch High	03	006	4120	0000	000000	100	5,520.81
074689	0002	01/21/2020	A	Federal Reimb Lunch Jr High	03	006	4120	0000	000000	200	4,082.66
074689	0003	01/21/2020	A	Federal Reimb Lunch Central	03	006	4120	0000	000000	400	5,107.55
074689	0004	01/21/2020	A	Federal Reimb Lunch East	03	006	4120	0000	000000	300	6,006.78

STATUS (STS) CODES:

A-RECEIPT B-REFUND OF RECEIPT V-VOID REFUND OF RECEIPT X-REDUCTION OF EXPENDITURE
 C-APPROPRIATION OR BUDGET MODIFICATIONS D-EXPENSE/SUPPLIES DISTRIBUTION F-FUND TO FUND TRANSFER

DATE: 02/04/2020
TIME: 14:23

LEXINGTON LOCAL SCHOOLS
TRANS. BY FUND/RCPT, ALL FUNDS
DATES 01/01/2020 THRU 01/31/2020
SORTED BY TRANSACTION DATE

PAGE: 7
(RECLE)

TRANS NO	ITEM NO	TRANS DATE	STS	DESCRIPTION OR SOURCE	TI	FUND	RCPT	SPCC	SUBJ	OPU	TRANS AMOUNT
074689	0005	01/21/2020	A	Federal Reimb Lunch Western	03	006	4120	0000	000000	500	3,500.28
074689	0006	01/21/2020	A	Fed Reimb Breakfast - High	03	006	4120	0000	000000	100	270.71
074689	0007	01/21/2020	A	Federal Reimb Breakfast - Jr H	03	006	4120	0000	000000	200	58.72
074689	0008	01/21/2020	A	Federal Reimb Break - Central	03	006	4120	0000	000000	400	779.38
074689	0009	01/21/2020	A	Federal Reimb Break - East	03	006	4120	0000	000000	300	1,015.12
074689	0010	01/21/2020	A	Federal Reimb Break - Western	03	006	4120	0000	000000	500	710.30
074689	0011	01/21/2020	A	Preschool Milk - Western	03	006	4120	1280	000000	500	40.60
RCPT CODE SUB-TOTAL:											27,092.91
FUND CODE SUB-TOTAL:											64,124.52
074735	0005	01/31/2020	A	Richland Bank Int - Minutemen	03	007	1410	9100	000000	000	168.39
RCPT CODE SUB-TOTAL:											168.39
FUND CODE SUB-TOTAL:											168.39
074735	0003	01/31/2020	A	Richland Bank Int - McCammon	03	007	1410	9800	000000	000	18.69
RCPT CODE SUB-TOTAL:											18.69
074657	0001	01/07/2020	A	McCammon Scholarship donations	03	007	1820	9800	000000	000	490.00
RCPT CODE SUB-TOTAL:											490.00
FUND CODE SUB-TOTAL:											508.69
074735	0007	01/31/2020	A	Classroom Facilities Fund	03	010	1410	0000	000000	000	138,628.34
RCPT CODE SUB-TOTAL:											138,628.34
FUND CODE SUB-TOTAL:											138,628.34
074650	0001	01/06/2020	A	MD Coffee service	03	018	1690	9100	000000	000	31.00
074651	0001	01/06/2020	A	Commission	03	018	1690	9100	000000	000	15.00
074721	0001	01/28/2020	A	MD Coffee service	03	018	1690	9100	000000	000	50.95
074741	0001	01/31/2020	A	MD coffee service	03	018	1690	9100	000000	000	59.72
RCPT CODE SUB-TOTAL:											156.67

STATUS (STS) CODES:

A-RECEIPT B-REFUND OF RECEIPT V-VOID REFUND OF RECEIPT X-REDUCTION OF EXPENDITURE
C-APPROPRIATION OR BUDGET MODIFICATIONS D-EXPENSE/SUPPLIES DISTRIBUTION F-FUND TO FUND TRANSFER

DATE: 02/04/2020
 TIME: 14:23

LEXINGTON LOCAL SCHOOLS
 TRANS. BY FUND/RCPT, ALL FUNDS
 DATES 01/01/2020 THRU 01/31/2020
 SORTED BY TRANSACTION DATE

PAGE: 8
 (RECLD)

TRANS NO	ITEM NO	TRANS DATE	STS	DESCRIPTION OR SOURCE	TI	FUND	RCPT	SPCC	SUBJ	OPU	TRANS AMOUNT
FUND CODE SUB-TOTAL:											156.67
074695	0001	01/17/2020	A	Jean Fund money	03	018	1690	9300	000000	000	77.50
RCPT CODE SUB-TOTAL:											77.50
FUND CODE SUB-TOTAL:											77.50
074696	0001	01/17/2020	A	Box Top money	03	018	1690	9301	000000	300	139.30
RCPT CODE SUB-TOTAL:											139.30
FUND CODE SUB-TOTAL:											139.30
074665	0001	01/09/2020	A	Fieldtrip money	03	018	1630	9400	000000	000	24.00
074669	0001	01/10/2020	A	Fieldtrip pymts	03	018	1630	9400	000000	000	12.00
074670	0001	01/13/2020	A	Fieldtrip pymts	03	018	1630	9400	000000	000	40.00
074675	0001	01/14/2020	A	Fieldtrip payments	03	018	1630	9400	000000	000	8.00
074677	0001	01/15/2020	A	Fieldtrip pymts	03	018	1630	9400	000000	000	8.00
074692	0002	01/16/2020	A	School fees princ acct	03	018	1630	9400	000000	000	8.00
074692	0003	01/16/2020	A	Fieldtrip money	03	018	1630	9400	000000	000	16.00
074698	0002	01/17/2020	A	School fees princ acct	03	018	1630	9400	000000	000	6.00
074698	0003	01/17/2020	A	Fieldtrip money	03	018	1630	9400	000000	000	8.00
074702	0002	01/21/2020	A	School fees princ acct	03	018	1630	9400	000000	000	4.00
074702	0003	01/21/2020	A	Fieldtrip money	03	018	1630	9400	000000	000	8.00
074707	0002	01/22/2020	A	School fees princ acct	03	018	1630	9400	000000	000	8.00
074707	0003	01/22/2020	A	Fieldtrip money	03	018	1630	9400	000000	000	4.00
074712	0001	01/23/2020	A	School fees princ acct	03	018	1630	9400	000000	000	12.00
074712	0002	01/23/2020	A	Fieldtrip money	03	018	1630	9400	000000	000	12.00
074715	0001	01/24/2020	A	Fieldtrip money	03	018	1630	9400	000000	000	12.00
074726	0002	01/27/2020	A	School fees princ acct	03	018	1630	9400	000000	000	6.00
074726	0003	01/27/2020	A	Fieldtrip money	03	018	1630	9400	000000	000	8.00
074739	0002	01/29/2020	A	4th Grade Field Trip	03	018	1630	9400	000000	000	28.00
074737	0001	01/30/2020	A	4th Grade Field Trip	03	018	1630	9400	000000	000	12.00
074738	0001	01/31/2020	A	4th Grade Field Trip	03	018	1630	9400	000000	000	8.00
RCPT CODE SUB-TOTAL:											252.00
FUND CODE SUB-TOTAL:											252.00

STATUS (STS) CODES:

A-RECEIPT B-REFUND OF RECEIPT V-VOID REFUND OF RECEIPT X-REDUCTION OF EXPENDITURE
 C-APPROPRIATION OR BUDGET MODIFICATIONS D-EXPENSE/SUPPLIES DISTRIBUTION F-FUND TO FUND TRANSFER

DATE: 02/04/2020
TIME: 14:23

LEXINGTON LOCAL SCHOOLS
TRANS. BY FUND/RCPT, ALL FUNDS
DATES 01/01/2020 THRU 01/31/2020
SORTED BY TRANSACTION DATE

PAGE: 9
(RECLE)

TRANS NO	ITEM NO	TRANS DATE	STS	DESCRIPTION OR SOURCE	TI	FUND	RCPT	SPCC	SUBJ	OPU	TRANS AMOUNT	
074655	0001	01/06/2020	A	Library fine	03	018	1890	9401	000000	000	22.60	
074655	0002	01/06/2020	A	Box Tops	03	018	1890	9401	000000	000	471.70	
074739	0004	01/29/2020	A	Lost Library Book	03	018	1890	9401	000000	000	5.00	
											RCPT CODE SUB-TOTAL:	499.30
											FUND CODE SUB-TOTAL:	499.30
074654	0002	01/06/2020	A	School fees princ acct	03	018	1630	9500	000000	000	10.00	
											RCPT CODE SUB-TOTAL:	10.00
											FUND CODE SUB-TOTAL:	10.00
074690	0001	01/13/2020	A	Box Tops check	03	018	1890	9501	000000	000	24.00	
074718	0001	01/27/2020	A	Library fines	03	018	1890	9501	000000	000	32.95	
											RCPT CODE SUB-TOTAL:	56.95
											FUND CODE SUB-TOTAL:	56.95
074671	0003	01/13/2020	A	PTD Recycling-Central	03	019	1890	9121	000000	000	8.80	
											RCPT CODE SUB-TOTAL:	8.80
											FUND CODE SUB-TOTAL:	8.80
074671	0001	01/13/2020	A	PTD Recycling-Eastern	03	019	1890	9122	000000	000	8.81	
											RCPT CODE SUB-TOTAL:	8.81
											FUND CODE SUB-TOTAL:	8.81
074671	0002	01/13/2020	A	PTD Recycling-Western	03	019	1890	9123	000000	000	8.80	
											RCPT CODE SUB-TOTAL:	8.80
											FUND CODE SUB-TOTAL:	8.80

STATUS (STS) CODES:

A-RECEIPT B-REFUND OF RECEIPT V-VOID REFUND OF RECEIPT X-REDUCTION OF EXPENDITURE
C-APPROPRIATION OR BUDGET MODIFICATIONS D-EXPENSE/SUPPLIES DISTRIBUTION F-FUND TO FUND TRANSFER

DATE: 02/04/2020
TIME: 14:23

LEXINGTON LOCAL SCHOOLS
TRANS. BY FUND/RCPT, ALL FUNDS
DATES 01/01/2020 THRU 01/31/2020
SORTED BY TRANSACTION DATE

PAGE: 10
(RECLE)

TRANS NO	ITEM NO	TRANS DATE	STS	DESCRIPTION OR SOURCE	TI	FUND	RCPT	SPCC	SUBJ	OPU	TRANS AMOUNT
074735	0002	01/31/2020	A	Richland Bank Int. 024	03	024	1410	0000	000000	000	1,803.96
RCPT CODE SUB-TOTAL:											1,803.96
074658	0001	01/07/2020	A	Mauk Jan Cobra	03	024	1872	0000	000000	000	2,041.38
074681	0001	01/17/2020	A	Employees' Premiums May	03	024	1872	0000	000000	000	70,260.87
074682	0001	01/17/2020	A	Board's Premiums	03	024	1872	0000	000000	000	389,102.46
074731	0001	01/30/2020	A	Mauk Feb Cobra	03	024	1872	0000	000000	000	2,041.38
074731	0002	01/30/2020	A	Ramey Jan Ins	03	024	1872	0000	000000	000	135.34
RCPT CODE SUB-TOTAL:											463,581.43
FUND CODE SUB-TOTAL:											465,385.39
074713	0001	01/24/2020	A	Art to Remember JH Art	03	200	1690	9101	000000	000	278.70
RCPT CODE SUB-TOTAL:											278.70
FUND CODE SUB-TOTAL:											278.70
074652	0001	01/06/2020	A	Candy gram sales	03	200	1620	9114	000000	000	30.00
RCPT CODE SUB-TOTAL:											30.00
FUND CODE SUB-TOTAL:											30.00
074742	0001	01/31/2020	A	Key Club shirts	03	200	1620	9115	000000	000	80.00
RCPT CODE SUB-TOTAL:											80.00
FUND CODE SUB-TOTAL:											80.00
074700	0001	01/21/2020	A	Fieldtrip pymt	03	200	1690	9119	000000	000	45.00
074709	0001	01/23/2020	A	Fieldtrip pymt	03	200	1690	9119	000000	000	45.00-
RCPT CODE SUB-TOTAL:											0.00
FUND CODE SUB-TOTAL:											0.00

STATUS (STS) CODES:

A-RECEIPT B-REFUND OF RECEIPT V-VOID REFUND OF RECEIPT X-REDUCTION OF EXPENDITURE
C-APPROPRIATION OR BUDGET MODIFICATIONS D-EXPENSE/SUPPLIES DISTRIBUTION F-FUND TO FUND TRANSFER

TRANS NO	ITEM NO	TRANS DATE	STS	DESCRIPTION OR SOURCE	TI	FUND	RCPT	SPCC	SUBJ	OPU	TRANS AMOUNT
074699	0001	01/21/2020	A	NHS Dues	03	200	1630	9121	000000	000	10.00
RCPT CODE SUB-TOTAL:											10.00
FUND CODE SUB-TOTAL:											10.00
074649	0001	01/06/2020	A	Hearing Realty performance	03	300	1690	9116	000000	000	300.00
RCPT CODE SUB-TOTAL:											300.00
FUND CODE SUB-TOTAL:											300.00
074674	0001	01/14/2020	A	PE Vending	03	300	1620	9206	000000	000	250.00
074723	0001	01/27/2020	A	JH PE vending	03	300	1620	9206	000000	000	300.00
RCPT CODE SUB-TOTAL:											550.00
FUND CODE SUB-TOTAL:											550.00
074646	0001	01/06/2020	A	Boys BB adm 1/4	03	300	1610	9600	000000	707	1,492.00
074647	0001	01/06/2020	A	Swim meet adm 1/2	03	300	1610	9600	000000	709	290.00
074648	0001	01/06/2020	A	Girls BB adm 12/28	03	300	1610	9600	000000	708	492.00
074662	0001	01/08/2020	A	Swim meet Adm 1/7	03	300	1610	9600	000000	709	418.00
074662	0003	01/08/2020	A	Winter season passes	03	300	1610	9600	000000	000	40.00
074663	0001	01/08/2020	A	JH Girls BB adm 1/6	03	300	1610	9600	000000	716	302.00
074664	0001	01/09/2020	A	JH Boys BB adm 1/8	03	300	1610	9600	000000	715	339.00
074664	0002	01/09/2020	A	Globetrotters ticket sales	03	300	1610	9600	000000	000	1,180.00
074691	0001	01/13/2020	A	Boys BB Adm 1/11	03	300	1610	9600	000000	707	2,140.00
074693	0001	01/16/2020	A	Boys BB adm 1/14	03	300	1610	9600	000000	707	878.00
074693	0002	01/16/2020	A	JH Boys BB adm 1/13	03	300	1610	9600	000000	715	426.00
074694	0001	01/17/2020	A	Fresh Boys BB adm 1/17	03	300	1610	9600	000000	707	128.00
074694	0002	01/17/2020	A	JH Boys BB adm 1/19	03	300	1610	9600	000000	715	371.00
074703	0001	01/21/2020	A	Boys BB Adm 1/17	03	300	1610	9600	000000	707	1,450.00
074703	0002	01/21/2020	A	Girls BB Adm 1/18	03	300	1610	9600	000000	708	392.00
074704	0001	01/21/2020	A	Swim meet adm 1/18	03	300	1610	9600	000000	709	366.00
074705	0001	01/22/2020	A	JH Girls BB adm 1/22	03	300	1610	9600	000000	716	280.00
074725	0001	01/24/2020	A	Swim meet adm 1/23	03	300	1610	9600	000000	709	292.00
074725	0002	01/24/2020	A	Girls BB adm 1/23	03	300	1610	9600	000000	708	402.00
074725	0003	01/24/2020	A	JH Girls BB adm 1/22	03	300	1610	9600	000000	716	243.00
074727	0001	01/28/2020	A	JH Boys BB adm 1/27	03	300	1610	9600	000000	715	266.00
074728	0001	01/29/2020	A	Globetrotters tickets	03	300	1610	9600	000000	000	2,640.00

STATUS (STS) CODES:

A-RECEIPT B-REFUND OF RECEIPT V-VOID REFUND OF RECEIPT X-REDUCTION OF EXPENDITURE
 C-APPROPRIATION OR BUDGET MODIFICATIONS D-EXPENSE/SUPPLIES DISTRIBUTION F-FUND TO FUND TRANSFER

DATE: 02/04/2020
TIME: 14:23

LEXINGTON LOCAL SCHOOLS
TRANS. BY FUND/RCPT, ALL FUNDS
DATES 01/01/2020 THRU 01/31/2020
SORTED BY TRANSACTION DATE

PAGE: 12
(RECLD)

TRANS NO	ITEM NO	TRANS DATE	STS	DESCRIPTION OR SOURCE	TI	FUND	RCPT	SPCC	SUBJ	OPU	TRANS AMOUNT
074729	0001	01/29/2020	A	Boys BB adm 1/28	03	300	1610	9600	000000	707	886.00
RCPT CODE SUB-TOTAL:											15,713.00
074646	0002	01/06/2020	A	Boys BB Program sales 1/4	03	300	1620	9600	000000	707	80.00
074691	0002	01/13/2020	A	BB program sales 1/11	03	300	1620	9600	000000	707	46.00
074693	0003	01/16/2020	A	BB program sales 1/17	03	300	1620	9600	000000	707	62.00
074729	0002	01/29/2020	A	Program sales	03	300	1620	9600	000000	707	56.00
RCPT CODE SUB-TOTAL:											244.00
074662	0002	01/09/2020	A	Program ads	03	300	1690	9600	000000	000	195.00
074691	0003	01/13/2020	A	9th Boys BB shooting shirts	03	300	1690	9600	000000	000	275.00
074694	0003	01/17/2020	A	Program Ad sales	03	300	1690	9600	000000	000	195.00
074705	0002	01/22/2020	A	Program Ad	03	300	1690	9600	000000	000	195.00
074725	0004	01/24/2020	A	Program ad	03	300	1690	9600	000000	000	160.00
074728	0002	01/29/2020	A	Program ad	03	300	1690	9600	000000	000	195.00
RCPT CODE SUB-TOTAL:											1,215.00
074645	0001	01/10/2020	B	FRIENDLY HOUSE INVITE- COHOST	03	300	1890	9600	000000	709	1,489.05-
RCPT CODE SUB-TOTAL:											1,489.05-
FUND CODE SUB-TOTAL:											15,682.95
074684	0001	01/21/2020	A	IDEA-B Revenue	03	516	4220	9020	000000	000	17,963.42
RCPT CODE SUB-TOTAL:											17,963.42
FUND CODE SUB-TOTAL:											17,963.42
074685	0001	01/21/2020	A	Title I Revenue	03	572	4220	9020	000000	000	10,810.63
RCPT CODE SUB-TOTAL:											10,810.63
FUND CODE SUB-TOTAL:											10,810.63
074683	0001	01/17/2020	A	ECSE Revenue	03	587	4220	9020	000000	000	36.22
074687	0001	01/21/2020	A	ECSE Restoration Revenue	03	587	4220	9020	000000	000	711.13
RCPT CODE SUB-TOTAL:											747.35

STATUS (STS) CODES:

A-RECEIPT B-REFUND OF RECEIPT V-VOID REFUND OF RECEIPT X-REDUCTION OF EXPENDITURE
C-APPROPRIATION OR BUDGET MODIFICATIONS D-EXPENSE/SUPPLIES DISTRIBUTION F-FUND TO FUND TRANSFER

Date: 02/04/20
Time: 2:24 pm

LEXINGTON LOCAL SCHOOLS
Revenue Account Summary
SORTED BY FUND-SCC/ACCT

Page: 1
(REVSUM)

	FYTD Receiveable	FYTD Actual Receipts	MTD Actual Receipts	YTD Actual Receipts	FYTD Balance Receiveable	FYTD Percent Received
*****TOTAL FOR FUND-SCC 001 0000 (GENERAL FUND):	24,868,805.00	12,715,496.66	976,578.59	976,578.59	12,153,308.34	51.13
*****TOTAL FOR FUND-SCC 002 0000 (BOND RETIREMENT FUND):	4,709,132.24	3,149,132.24	0.00	0.00	1,560,000.00	66.87
*****TOTAL FOR FUND-SCC 003 0000 (PERMANENT IMPROVEMENT FUND):	700,000.00	323,037.44	0.00	0.00	376,962.56	46.15
*****TOTAL FOR FUND-SCC 004 0000 (LFI BUILDING FUND):	56,470,238.41	56,531,957.74	33,795.61	33,795.61	61,719.33-	100.11
*****TOTAL FOR FUND-SCC 006 0000 (FOOD SERVICE FUND):	716,982.00	352,270.28	64,124.52	64,124.52	364,711.72	49.13
*****TOTAL FOR FUND-SCC 007 9100 (LEXINGTON MINUTEMEN ACADEMIC SCHOLARSHIP FUND):	11,068.00	110,006.41	168.39	168.39	98,938.41-	993.91
*****TOTAL FOR FUND-SCC 007 9800 (TERRY McCAMMON SCHOLARSHIP FUND):	227.00	633.94	508.69	508.69	406.94-	279.27
*****TOTAL FOR FUND-SCC 010 0000 (CLASSROOM FACILITIES CONSTRUCTION FUND):	45,000,000.00	45,253,383.33	138,628.34	138,628.34	253,383.33-	100.56
*****TOTAL FOR FUND-SCC 018 9100 (HIGH SCHOOL PRINCIPAL'S FUND):	9,901.00	4,882.30	156.67	156.67	5,018.70	49.31
*****TOTAL FOR FUND-SCC 018 9200 (JUNIOR HIGH PRINCIPAL'S FUND):	5,044.00	4,354.00	0.00	0.00	690.00	86.32

*** NOTE!! ONLY ACTIVE ACCOUNTS HAVE BEEN SELECTED, TOTALS MAY EXCLUDE AMOUNTS THAT ARE RELATED TO INACTIVE ACCOUNTS. ***

Date: 02/04/20
 Time: 2:24 pm

LEXINGTON LOCAL SCHOOLS
 Revenue Account Summary
 SORTED BY FUND-SCC/ACCT

Page: 2
 (REVSUM)

	FYTD Receivable	FYTD Actual Receipts	MTD Actual Receipts	YTD Actual Receipts	FYTD Balance Receivable	FYTD Percent Received
*****TOTAL FOR FUND-SCC 018 9300 (EASTERN PRINCIPAL'S FUND):	7,615.00	742.81	77.50	77.50	6,872.19	9.75
*****TOTAL FOR FUND-SCC 018 9301 (EASTERN ELEMENTARY BOOKFAIR/BOXTOPS FUND):	5,743.00	2,248.82	139.30	139.30	3,494.18	39.16
*****TOTAL FOR FUND-SCC 018 9303 (EASTERN RUN CLUB):	1,357.00	1,135.00	0.00	0.00	222.00	83.64
*****TOTAL FOR FUND-SCC 018 9400 (CENTRAL PRINCIPAL'S FUND):	4,553.00	2,247.40	252.00	252.00	2,305.60	49.36
*****TOTAL FOR FUND-SCC 018 9401 (CENTRAL ELEMENTARY BOOKFAIR FUND):	3,689.00	3,130.34	499.30	499.30	558.66	84.86
*****TOTAL FOR FUND-SCC 018 9402 (CENTRAL ELEMENTARY ART):	1,375.00	0.00	0.00	0.00	1,375.00	0.00
*****TOTAL FOR FUND-SCC 018 9500 (WESTERN PRINCIPAL'S FUND):	5,890.00	3,586.67	10.00	10.00	2,303.33	60.89
*****TOTAL FOR FUND-SCC 018 9501 (WESTERN ELEMENTARY BOOKFAIR/BOXTOPS FUND):	4,670.00	3,154.79	56.95	56.95	1,515.21	67.55
*****TOTAL FOR FUND-SCC 018 9503 (WESTERN ELEMENTARY ART):	2,230.00	0.00	0.00	0.00	2,230.00	0.00
*****TOTAL FOR FUND-SCC 019 9121 (CENTRAL ELEMENTARY PTO GRANTS):	1,172.00	1,202.77	8.80	8.80	30.77-	102.63

*** NOTE!! ONLY ACTIVE ACCOUNTS HAVE BEEN SELECTED, TOTALS MAY EXCLUDE AMOUNTS THAT ARE RELATED TO INACTIVE ACCOUNTS. ***

Date: 02/04/20
Time: 2:24 pm

LEXINGTON LOCAL SCHOOLS
Revenue Account Summary
SORTED BY FUND-SCC/ACCT

Page: 3
(REVSUM)

	FYTD Receiveable	FYTD Actual Receipts	MTD Actual Receipts	YTD Actual Receipts	FYTD Balance Receiveable	FYTD Percent Received
*****TOTAL FOR FUND-SCC 019 9122 (EASTERN ELEMENTARY PTO GRANTS):	1,172.00	1,064.26	8.81	8.81	107.74	90.81
*****TOTAL FOR FUND-SCC 019 9123 (WESTERN ELEMENTARY PTO GRANTS):	1,864.00	1,064.27	8.80	8.80	799.73	57.10
*****TOTAL FOR FUND-SCC 019 9219 (RICH CD FOUND-CLASSROOM LIBRARY):	549.52	549.52	0.00	0.00	0.00	100.00
*****TOTAL FOR FUND-SCC 019 9220 (RICH CD FOUND-LEGOS AND BUILDING BLOCKS):	915.00	915.00	0.00	0.00	0.00	100.00
*****TOTAL FOR FUND-SCC 019 9221 (RICH CD FOUND-SCIENCE DISCOVERY BINS):	1,500.00	1,500.00	0.00	0.00	0.00	100.00
*****TOTAL FOR FUND-SCC 022 9601 (OHSAA TOURNAMENT AGENCY FUND):	35,459.00	17,150.00	0.00	0.00	18,309.00	48.37
*****TOTAL FOR FUND-SCC 024 0000 (EMPLOYEE BENEFITS FUND FOR MEDICAL/DENTAL):	5,225,000.00	3,135,379.24	465,385.39	465,385.39	2,089,620.76	60.01
*****TOTAL FOR FUND-SCC 034 0000 (OFCC PROJECT MAINTENANCE FUND):	90,500.00	0.00	0.00	0.00	90,500.00	0.00
*****TOTAL FOR FUND-SCC 200 9101 (HIGH SCHOOL ART CLUB):	0.00	278.70	278.70	278.70	278.70-	0.00
*****TOTAL FOR FUND-SCC 200 9102 (HIGH SCHOOL DRAMA CLUB):	11,130.00	0.00	0.00	0.00	11,130.00	0.00

*** NOTE!! ONLY ACTIVE ACCOUNTS HAVE BEEN SELECTED, TOTALS MAY EXCLUDE AMOUNTS THAT ARE RELATED TO INACTIVE ACCOUNTS. ***

LEXINGTON LOCAL SCHOOLS
 Revenue Account Summary
 SORTED BY FUND-SCC/ACCT

	FYTD Receivable	FYTD Actual Receipts	MTD Actual Receipts	YTD Actual Receipts	FYTD Balance Receivable	FYTD Percent Received
*****TOTAL FOR FUND-SCC 200 9104 (HIGH SCHOOL LEADERSHIP COUNCIL):	400.00	0.00	0.00	0.00	400.00	0.00
*****TOTAL FOR FUND-SCC 200 9105 (HIGH SCHOOL FRENCH CLUB):	45.00	32.39	0.00	0.00	12.62	71.96
*****TOTAL FOR FUND-SCC 200 9107 (HIGH SCHOOL SPANISH CLUB):	178.00	0.00	0.00	0.00	178.00	0.00
*****TOTAL FOR FUND-SCC 200 9108 (HIGH SCHOOL LED CLUB):	590.00	500.45	0.00	0.00	89.55	84.82
*****TOTAL FOR FUND-SCC 200 9114 (HIGH SCHOOL STUDENT COUNCIL FUND):	2,490.00	568.00	30.00	30.00	1,922.00	22.81
*****TOTAL FOR FUND-SCC 200 9115 (HIGH SCHOOL KEY CLUB):	455.00	2,870.00	80.00	80.00	2,415.00-	630.77
*****TOTAL FOR FUND-SCC 200 9119 (HIGH SCHOOL YEARBOOK FUND):	16,580.00	8,305.00	0.00	0.00	8,275.00	50.09
*****TOTAL FOR FUND-SCC 200 9121 (HIGH SCHOOL NATIONAL HONOR SOCIETY):	2,518.00	1,190.00	10.00	10.00	1,328.00	47.26
*****TOTAL FOR FUND-SCC 200 9201 (JUNIOR HIGH ART CLUB):	56.00	0.00	0.00	0.00	56.00	0.00
*****TOTAL FOR FUND-SCC 200 9204 (JUNIOR HIGH STUDENT COUNCIL FUND):	1,217.00	591.35	0.00	0.00	625.65	48.59

*** NOTE!! ONLY ACTIVE ACCOUNTS HAVE BEEN SELECTED, TOTALS MAY EXCLUDE AMOUNTS THAT ARE RELATED TO INACTIVE ACCOUNTS. ***

Date: 02/04/20
 Time: 2:24 pm

LEXINGTON LOCAL SCHOOLS
 Revenue Account Summary
 SORTED BY FUND-SCC/ACCT

Page: 5
 (REVSUM)

	FYTD Receivable	FYTD Actual Receipts	MTD Actual Receipts	YTD Actual Receipts	FYTD Balance Receivable	FYTD Percent Received
*****TOTAL FOR FUND-SCC 200 9301 (EASTERN ELEMENTARY STUDENT ACTIVITY FUND):	1,472.00	250.00	0.00	0.00	1,222.00	16.98
*****TOTAL FOR FUND-SCC 200 9302 (EASTERN ELEMENTARY ROBOTICS FUND):	855.00	720.00	0.00	0.00	135.00	84.21
*****TOTAL FOR FUND-SCC 200 9612 (JUNIOR HIGH INFORMED TEENS FUND):	1,469.00	42.12	0.00	0.00	1,426.88	2.87
*****TOTAL FOR FUND-SCC 300 9116 (CHDIR):	75.00	300.00	300.00	300.00	225.00-	400.00
*****TOTAL FOR FUND-SCC 300 9206 (JUNIOR HIGH PHYS ED DEPARTMENT FUND):	2,785.00	1,640.00	550.00	550.00	1,145.00	58.89
*****TOTAL FOR FUND-SCC 300 9600 (ATHLETIC FUND):	213,000.00	165,513.28	15,682.95	15,682.95	47,486.72	77.71
*****TOTAL FOR FUND-SCC 300 9601 (ATHLETIC CAPITAL FUND):	39,000.00	13,000.00	0.00	0.00	26,000.00	33.33
*****TOTAL FOR FUND-SCC 300 9603 (ELEMENTARY MUSIC):	388.00	0.00	0.00	0.00	388.00	0.00
*****TOTAL FOR FUND-SCC 451 9020 (Network Connectivity FY 2020):	9,000.00	4,500.00	0.00	0.00	4,500.00	50.00
*****TOTAL FOR FUND-SCC 467 0000 (STUDENT WELLNESS AND SUCCESS FUND):	313,072.28	156,536.14	0.00	0.00	156,536.14	50.00

*** NOTE!! ONLY ACTIVE ACCOUNTS HAVE BEEN SELECTED, TOTALS MAY EXCLUDE AMOUNTS THAT ARE RELATED TO INACTIVE ACCOUNTS. ***

	FYTD Receivable	FYTD Actual Receipts	MTD Actual Receipts	YTD Actual Receipts	FYTD Balance Receivable	FYTD Percent Received
*****TOTAL FOR FUND-SCC 499 9020 (SCHOOL SAFETY GRANT FY20):	10,607.48	10,607.48	0.00	0.00	0.00	100.00
*****TOTAL FOR FUND-SCC 516 9019 (IDEA-B SPECIAL EDUCATION FY19):	78,905.73	78,905.73	0.00	0.00	0.00	100.00
*****TOTAL FOR FUND-SCC 516 9020 (IDEA-B SPECIAL EDUCATION FY20):	561,119.18	244,490.70	17,963.42	17,963.42	316,628.48	43.57
*****TOTAL FOR FUND-SCC 572 9019 (TITLE I FY19):	23,520.05	23,520.05	0.00	0.00	0.00	100.00
*****TOTAL FOR FUND-SCC 572 9020 (TITLE I FY20):	283,610.01	113,848.92	10,810.63	10,810.63	169,761.09	40.14
*****TOTAL FOR FUND-SCC 587 9019 (EARLY CHILDHOOD SPECIAL EDUCATION IDEA FY19):	7,546.89	7,546.89	0.00	0.00	0.00	100.00
*****TOTAL FOR FUND-SCC 587 9020 (EARLY CHILDHOOD SPECIAL EDUCATION IDEA FY20):	28,297.53	9,348.26	747.35	747.35	18,929.27	33.11
*****TOTAL FOR FUND-SCC 590 9020 (TITLE II-A IMPROVING TEACHER QUALITY FY20):	61,044.34	34,084.59	3,380.62	3,380.62	26,959.75	55.84
*****TOTAL FOR FUND-SCC 599 9020 (TITLE IV FY20):	32,871.20	18,890.96	0.00	0.00	13,980.24	57.47
*****GRAND TOTALS:	139,590,948.86	122,518,326.23	1,730,241.33	1,730,241.33	17,072,622.63	87.77

*** NOTE!! ONLY ACTIVE ACCOUNTS HAVE BEEN SELECTED, TOTALS MAY EXCLUDE AMOUNTS THAT ARE RELATED TO INACTIVE ACCOUNTS. ***

Date: 02/04/20
 Time: 2:24 pm

LEXINGTON LOCAL SCHOOLS
 Appropriation Account Summary
 SORTED BY FUND-SCC/ACCT

Page: 1
 (APPSUM)

FYTD Appropriated	Prior FY Carryover Encumbrances	FYTD Expendable	FYTD Actual Expenditures	MTD Actual Expenditures	Current + Future Encumbrances	FYTD Remaining Balance	FYTD Percent Exp/Enc
*****TOTAL FOR FUND-SCC 001 0000 (GENERAL FUND):							
25,771,795.97	142,760.76	25,914,556.73	14,806,852.65	2,151,819.39	1,185,132.11	9,922,571.97	61.71
*****TOTAL FOR FUND-SCC 002 0000 (BOND RETIREMENT FUND):							
1,425,896.92	0.00	1,425,896.92	415,418.79	0.00	1,010,478.13	0.00	100.00
*****TOTAL FOR FUND-SCC 003 0000 (PERMANENT IMPROVEMENT FUND):							
704,255.00	0.00	704,255.00	622,466.82	2,063.41	18,201.07	63,587.11	90.97
*****TOTAL FOR FUND-SCC 004 0000 (LFI BUILDING FUND):							
47,020,238.41	0.00	47,020,238.41	45,615,553.16	95,314.75	925,360.25	479,325.00	98.98
*****TOTAL FOR FUND-SCC 006 0000 (FOOD SERVICE FUND):							
712,280.06	2,310.43	714,590.49	429,589.75	58,630.01	92,114.44	192,886.30	73.01
*****TOTAL FOR FUND-SCC 007 9100 (LEXINGTON MINUTEMEN ACADEMIC SCHOLARSHIP FUND):							
10,000.00	0.00	10,000.00	8,250.00	7,250.00	3,000.00	1,250.00-	112.50
*****TOTAL FOR FUND-SCC 007 9800 (TERRY McCAMMON SCHOLARSHIP FUND):							
500.00	0.00	500.00	0.00	0.00	0.00	500.00	0.00
*****TOTAL FOR FUND-SCC 010 0000 (CLASSROOM FACILITIES CONSTRUCTION FUND):							
1,500,000.00	0.00	1,500,000.00	474,692.70	474,692.70	2,234,970.30	1,209,663.00-	180.64
*****TOTAL FOR FUND-SCC 018 9100 (HIGH SCHOOL PRINCIPAL'S FUND):							
10,196.00	168.40	10,364.40	2,446.79	27.93	8,602.69	685.08-	106.61
*****TOTAL FOR FUND-SCC 018 9200 (JUNIOR HIGH PRINCIPAL'S FUND):							
6,139.00	0.00	6,139.00	264.47	12.47	6,282.53	408.00-	106.65

*** NOTE!! ONLY ACTIVE ACCOUNTS HAVE BEEN SELECTED, TOTALS MAY EXCLUDE AMOUNTS THAT ARE RELATED TO INACTIVE ACCOUNTS. ***

LEXINGTON LOCAL SCHOOLS
 Appropriation Account Summary
 SORTED BY FUND-SCC/ACCT

FYTD Appropriated	Prior FY Carryover Encumbrances	FYTD Expendable	FYTD Actual Expenditures	MTD Actual Expenditures	Current + Future Encumbrances	FYTD Remaining Balance	FYTD Percent Exp/Enc
*****TOTAL FOR FUND-SCC 018 9300 (EASTERN PRINCIPAL'S FUND):							
7,968.00	0.00	7,968.00	4,111.62	1,573.99	1,121.55	2,734.83	65.68
*****TOTAL FOR FUND-SCC 018 9301 (EASTERN ELEMENTARY BOOKFAIR/BOXTOPS FUND):							
6,762.00	0.00	6,762.00	7,496.40	0.00	2,891.74	3,626.14-	153.63
*****TOTAL FOR FUND-SCC 018 9302 (EASTERN ELEMENTARY MATH):							
379.00	150.00	529.00	200.00	50.00	0.00	329.00	37.81
*****TOTAL FOR FUND-SCC 018 9303 (EASTERN RUN CLUB):							
1,350.00	0.00	1,350.00	819.85	0.00	521.83	8.32	99.38
*****TOTAL FOR FUND-SCC 018 9400 (CENTRAL PRINCIPAL'S FUND):							
4,216.00	1,398.34	5,614.34	1,479.41	290.79	3,830.40	304.53	94.58
*****TOTAL FOR FUND-SCC 018 9401 (CENTRAL ELEMENTARY BOOKFAIR FUND):							
2,976.00	0.00	2,976.00	1,425.55	0.00	3,234.27	1,683.82-	156.58
*****TOTAL FOR FUND-SCC 018 9402 (CENTRAL ELEMENTARY ART):							
920.00	0.00	920.00	0.00	0.00	0.00	920.00	0.00
*****TOTAL FOR FUND-SCC 018 9500 (WESTERN PRINCIPAL'S FUND):							
3,981.00	1,310.00	5,291.00	3,919.38	0.00	1,147.50	224.12	95.76
*****TOTAL FOR FUND-SCC 018 9501 (WESTERN ELEMENTARY BOOKFAIR/BOXTOPS FUND):							
4,535.00	0.00	4,535.00	3,130.94	0.00	237.11	1,166.95	74.27
*****TOTAL FOR FUND-SCC 018 9503 (WESTERN ELEMENTARY ART):							
1,726.00	0.00	1,726.00	0.00	0.00	0.00	1,726.00	0.00

*** NOTE!! ONLY ACTIVE ACCOUNTS HAVE BEEN SELECTED, TOTALS MAY EXCLUDE AMOUNTS THAT ARE RELATED TO INACTIVE ACCOUNTS. ***

Date: 02/04/20
 Time: 2:24 pm

LEXINGTON LOCAL SCHOOLS
 Appropriation Account Summary
 SORTED BY FUND-SCC/ACCT

Page: 3
 (APPSUM)

FYTD Appropriated	Prior FY Carryover Encumbrances	FYTD Expendable	FYTD Actual Expenditures	MTD Actual Expenditures	Current + Future Encumbrances	FYTD Remaining Balance	FYTD Percent Exp/Enc
*****TOTAL FOR FUND-SCC 019 9121 (CENTRAL ELEMENTARY PTO GRANTS):							
2,146.67	0.00	2,146.67	314.75	314.75	685.25	1,146.67	46.58
*****TOTAL FOR FUND-SCC 019 9122 (EASTERN ELEMENTARY PTO GRANTS):							
2,451.64	0.00	2,451.64	1,071.36	0.00	0.00	1,380.28	43.70
*****TOTAL FOR FUND-SCC 019 9123 (WESTERN ELEMENTARY PTO GRANTS):							
2,870.69	423.13	3,293.82	378.92	0.00	0.00	2,914.90	11.50
*****TOTAL FOR FUND-SCC 019 9200 (RICHLAND COUNTY FOUNDATION GRANT PLAYGROUND):							
200.00	0.00	200.00	0.00	0.00	0.00	200.00	0.00
*****TOTAL FOR FUND-SCC 019 9218 (RICH CO FOUND-WRITE STUFF STEAM KIT):							
52.93	0.00	52.93	0.00	0.00	0.00	52.93	0.00
*****TOTAL FOR FUND-SCC 019 9219 (RICH CO FOUND-CLASSROOM LIBRARY):							
549.52	0.00	549.52	549.52	0.00	0.00	0.00	100.00
*****TOTAL FOR FUND-SCC 019 9220 (RICH CO FOUND-LEGOs AND BUILDING BLOCKS):							
915.00	0.00	915.00	859.79	0.00	0.00	55.21	93.97
*****TOTAL FOR FUND-SCC 019 9221 (RICH CO FOUND-SCIENCE DISCOVERY BINS):							
1,500.00	0.00	1,500.00	1,499.05	0.00	0.00	0.95	99.94
*****TOTAL FOR FUND-SCC 019 9301 (RICH CO FOUND/SECO ROBOTICS GRANT (HEIMANN)):							
31.72	0.00	31.72	0.00	0.00	0.00	31.72	0.00
*****TOTAL FOR FUND-SCC 019 9302 (RICH CO RETIRED TEACHERS ASSOC):							
150.00	0.00	150.00	0.00	0.00	0.00	150.00	0.00

*** NOTE!! ONLY ACTIVE ACCOUNTS HAVE BEEN SELECTED, TOTALS MAY EXCLUDE AMOUNTS THAT ARE RELATED TO INACTIVE ACCOUNTS. ***

38

LEXINGTON LOCAL SCHOOLS
 Appropriation Account Summary
 SORTED BY FUND-SCC/ACCT

FYTD Appropriated	Prior FY Carryover Encumbrances	FYTD Expendable	FYTD Actual Expenditures	MTD Actual Expenditures	Current + Future Encumbrances	FYTD Remaining Balance	FYTD Percent Exp/Enc
*****TOTAL FOR FUND-SCC 022 9601 (OHSAA TOURNAMENT AGENCY FUND):							
35,567.42	0.00	35,567.42	17,385.82	0.00	2,979.86	15,201.74	57.26
*****TOTAL FOR FUND-SCC 024 0000 (EMPLOYEE BENEFITS FUND FOR MEDICAL/DENTAL):							
5,358,426.00	0.00	5,358,426.00	2,856,842.73	492,004.33	13,750.00	2,487,833.27	53.57
*****TOTAL FOR FUND-SCC 200 9102 (HIGH SCHOOL DRAMA CLUB):							
15,201.00	750.00	15,951.00	1,825.96	0.00	3,025.00	11,100.04	30.41
*****TOTAL FOR FUND-SCC 200 9104 (HIGH SCHOOL LEADERSHIP COUNCIL):							
229.00	0.00	229.00	56.94	0.00	43.06	129.00	43.67
*****TOTAL FOR FUND-SCC 200 9107 (HIGH SCHOOL SPANISH CLUB):							
274.00	50.00	324.00	50.00	0.00	0.00	274.00	15.43
*****TOTAL FOR FUND-SCC 200 9108 (HIGH SCHOOL LEO CLUB):							
1,535.00	0.00	1,535.00	981.87	99.14	518.13	35.00	97.72
*****TOTAL FOR FUND-SCC 200 9114 (HIGH SCHOOL STUDENT COUNCIL FUND):							
1,426.00	0.00	1,426.00	1,239.97	0.00	160.03	26.00	98.18
*****TOTAL FOR FUND-SCC 200 9115 (HIGH SCHOOL KEY CLUB):							
1,026.00	0.00	1,026.00	2,367.38	454.16	37.42	1,378.80	234.39
*****TOTAL FOR FUND-SCC 200 9119 (HIGH SCHOOL YEARBOOK FUND):							
19,580.00	4,128.14	23,708.14	3,412.95	20.00	16,164.19	4,131.00	82.58
*****TOTAL FOR FUND-SCC 200 9121 (HIGH SCHOOL NATIONAL HONOR SOCIETY):							
2,640.00	0.00	2,640.00	1,148.00	0.00	27.00	1,465.00	44.51

*** NOTE!! ONLY ACTIVE ACCOUNTS HAVE BEEN SELECTED, TOTALS MAY EXCLUDE AMOUNTS THAT ARE RELATED TO INACTIVE ACCOUNTS. ***

LEXINGTON LOCAL SCHOOLS
 Appropriation Account Summary
 SORTED BY FUND-SCC/ACCT

FYTD Appropriated	Prior FY Carryover Encumbrances	FYTD Expendable	FYTD Actual Expenditures	MTD Actual Expenditures	Current + Future Encumbrances	FYTD Remaining Balance	FYTD Percent Exp/Enc
*****TOTAL FOR FUND-SCC 200 9204 (JUNIOR HIGH STUDENT COUNCIL FUND):							
1,138.00	180.00	1,318.00	256.64	0.00	513.36	548.00	58.42
*****TOTAL FOR FUND-SCC 200 9301 (EASTERN ELEMENTARY STUDENT ACTIVITY FUND):							
1,463.00	0.00	1,463.00	268.85	96.00	231.15	963.00	34.18
*****TOTAL FOR FUND-SCC 200 9302 (EASTERN ELEMENTARY ROBOTICS FUND):							
1,410.00	0.00	1,410.00	795.79	229.58	504.21	110.00	92.20
*****TOTAL FOR FUND-SCC 200 9612 (JUNIOR HIGH INFORMED TEENS FUND):							
1,443.00	0.00	1,443.00	22.90	0.00	0.00	1,420.10	1.59
*****TOTAL FOR FUND-SCC 300 9115 (JAZZ BAND):							
386.00	0.00	386.00	338.20	338.20	0.00	47.80	87.62
*****TOTAL FOR FUND-SCC 300 9116 (CHDIR):							
95.00	0.00	95.00	100.25	100.25	200.00	205.25-	316.05
*****TOTAL FOR FUND-SCC 300 9206 (JUNIOR HIGH PHYS ED DEPARTMENT FUND):							
2,009.00	0.00	2,009.00	2,185.87	928.43	1,207.18	1,384.05-	168.89
*****TOTAL FOR FUND-SCC 300 9600 (ATHLETIC FUND):							
209,900.00	0.00	209,900.00	170,893.72	19,573.30	32,464.76	6,541.52	96.88
*****TOTAL FOR FUND-SCC 300 9603 (ELEMENTARY MUSIC):							
185.00	0.00	185.00	223.48	0.00	276.52	315.00-	270.27
*****TOTAL FOR FUND-SCC 451 9020 (Network Connectivity FY 2020):							
9,000.00	0.00	9,000.00	9,000.00	0.00	0.00	0.00	100.00

*** NOTE!! ONLY ACTIVE ACCOUNTS HAVE BEEN SELECTED, TOTALS MAY EXCLUDE AMOUNTS THAT ARE RELATED TO INACTIVE ACCOUNTS. ***

LEXINGTON LOCAL SCHOOLS
 Appropriation Account Summary
 SORTED BY FUND-SCC/ACCT

FYTD Appropriated	Prior FY Carryover Encumbrances	FYTD Expendable	FYTD Actual Expenditures	MTD Actual Expenditures	Current + Future Encumbrances	FYTD Remaining Balance	FYTD Percent Exp/Enc
*****TOTAL FOR FUND-SCC 467 0000 (STUDENT WELLNESS AND SUCCESS FUND):							
313,072.28	0.00	313,072.28	136,584.59	28,110.92	36,043.87	140,443.82	55.14
*****TOTAL FOR FUND-SCC 499 9020 (SCHOOL SAFETY GRANT FY20):							
10,607.48	0.00	10,607.48	0.00	0.00	2,709.00	7,898.48	25.54
*****TOTAL FOR FUND-SCC 516 9019 (IDEA-B SPECIAL EDUCATION FY19):							
25,177.33	13,279.90	38,457.23	38,457.23	0.00	0.00	0.00	100.00
*****TOTAL FOR FUND-SCC 516 9020 (IDEA-B SPECIAL EDUCATION FY20):							
561,119.18	0.00	561,119.18	255,106.69	19,848.32	192,004.76	114,007.73	79.68
*****TOTAL FOR FUND-SCC 572 9019 (TITLE I FY19):							
12,178.78	0.00	12,178.78	12,178.78	0.00	0.00	0.00	100.00
*****TOTAL FOR FUND-SCC 572 9020 (TITLE I FY20):							
283,610.01	0.00	283,610.01	149,516.28	44,113.17	1,501.89	132,591.84	53.25
*****TOTAL FOR FUND-SCC 587 9020 (EARLY CHILDHOOD SPECIAL EDUCATION IDEA FY20):							
28,297.53	0.00	28,297.53	8,928.55	195.80-	12,158.57	7,210.41	74.52
*****TOTAL FOR FUND-SCC 590 9020 (TITLE II-A IMPROVING TEACHER QUALITY FY20):							
61,044.34	0.00	61,044.34	39,339.05	7,895.57	35.86	21,669.43	64.50
*****TOTAL FOR FUND-SCC 599 9020 (TITLE IV FY20):							
32,871.20	0.00	32,871.20	22,640.96	3,750.00	2,390.00	7,840.24	76.15
*****GRAND TOTALS:							
84,197,894.08	166,909.10	84,364,803.18	66,134,941.12	3,409,405.76	5,816,756.99	12,413,105.07	85.29

*** NOTE!! ONLY ACTIVE ACCOUNTS HAVE BEEN SELECTED, TOTALS MAY EXCLUDE AMOUNTS THAT ARE RELATED TO INACTIVE ACCOUNTS. ***