

LEXINGTON LOCAL SCHOOLS



FINANCIAL REPORT
FOR THE PERIOD ENDING
DECEMBER 31, 2019

PREPARED BY
JASON WHITESEL, TREASURER

DATE: 01/09/2020
TIME: 13:01

LEXINGTON LOCAL SCHOOLS
CASH RECONCILIATION AS OF 12/31/2019

PAGE: 1
(USAEMSED T)

	SUB-TOTALS	TOTALS
	-----	-----
Gross Depository Balances:		
RICHLAND BANK MMA 5719	\$ 5,369,938.48	
RICHLAND BANK SWEEP ACCT 3520	567,130.88	
RICHLAND BANK GENERAL ACCT 0580	300,000.00	
RICHLAND BANK ANTHEM SWEEP 3523	1,453,862.44	
RICHLAND BANK EE BENEFITS 3180	0.00	
RICHLAND BANK PAYROLL ACCT 9780	30,417.25	
RICHLAND BANK ATHLETIC ACCT 3280	1,940.00	

Total Depository Balances (Gross)		\$ 7,723,289.05
Adjustments to Bank Balance:		
Cash in Transit to Bank	\$ 4,722.00	
Outstanding Checks	110,882.44-	
Adjustments	0.00	

Total Adjustments to Bank Balance		106,160.44-
Investments:		
Treasury Bonds and Notes	\$ 29,045,162.08	
Certificate of Deposits	6,768,000.00	
Other Securities	20,460,206.02	
Other Investments:		
Richland Bank MMA (5750)	24,921.39	
Richland Bank MMA (R252)	4,799,310.61	
Richland Bank MMA/Sav (R252)	248,000.00	

Total Investments		61,345,600.10
Cash on Hand:		
Petty Cash:		
TREASURER'S OFFICE	\$ 100.00	
HIGH SCHOOL	50.00	
JUNIOR HIGH SCHOOL	50.00	
EASTERN, CENTRAL, WESTERN	150.00	
Change Cash:		
ATHLETIC CHANGE	\$ 3,000.00	
CAFETERIA CHANGE	333.00	
JUNIOR HIGH SCHOOL	100.00	
Cash with Fiscal Agent	0.00	

Total Cash on Hand		3,783.00

Total Balances		\$ 68,966,511.71
		=====
Total Fund Balance		\$ 68,966,511.71
		=====
Depository Clearance Accounts:		

Total Clearance Account Balances		\$ 0.00

Jason L. Whitfield

December 01, 2019 through December 31, 2019

Account Name : Lexington Local SD Managing Agency

Account No : 5750

Summary Of Investment Holdings

Quantity	Description		Unit Value	Market Value	Tax Cost	Estimated Ann Inc	Yield To Mkt
Money Markets - Taxable							
24,921.39	Northern Instl Government Select Portfolio		1.0000	24,921.39	24,921.39	381.30	1.53%
Totals				24,921.39	24,921.39	381.30	1.53%
Marketable CDs							
30,000	First General Bank	2.200%	01/21/2020	100.0337	30,010.11	30,000.00	660.00 2.20%
200,000	Alma Bank	1.300%	06/10/2020	99.8413	199,682.60	200,000.00	2,600.00 1.30%
150,000	Community Fin'l Svcs Bk KY	1.500%	08/19/2020	99.9038	149,855.70	150,000.00	2,250.00 1.50%
200,000	Bank Leumi USA NY NY	1.750%	08/25/2020	100.0578	200,115.60	200,000.00	3,500.00 1.75%
248,000	Wells Fargo Bank NA	2.800%	09/14/2020	100.8070	250,001.36	248,000.00	6,944.00 2.78%
200,000	Marlin Business Bank	1.850%	10/13/2020	100.1565	200,313.00	200,000.00	3,700.00 1.85%
175,000	Unison Bank	1.500%	11/25/2020	100.3280	175,574.00	175,000.00	2,625.00 1.50%
200,000	Goldman Sachs Bank USA	1.850%	02/17/2021	100.2032	200,406.40	200,000.00	3,700.00 1.85%
200,000	MB Financial Bank NA	1.400%	03/30/2021	99.3556	198,711.20	200,000.00	2,800.00 1.41%
100,000	BankVista	1.400%	04/06/2021	99.6566	99,656.60	100,000.00	1,400.00 1.40%
200,000	Bank of Santa Clarita CA	1.400%	04/15/2021	99.6483	199,296.60	200,000.00	2,800.00 1.40%
125,000	HSBC Bank USA NA	2.150%	07/26/2021	100.0170	125,021.25	125,000.00	2,687.50 2.15%
200,000	Stearns Bank NA	1.950%	09/29/2021	100.4331	200,866.20	200,000.00	3,900.00 1.94%
200,000	Citibank NA	3.150%	10/26/2021	102.5896	205,179.20	200,000.00	6,300.00 3.07%
200,000	BMW Bank North America	3.050%	12/28/2021	102.6223	205,244.60	200,000.00	6,100.00 2.97%
100,000	Medallion Bank UT	3.500%	01/10/2022	102.6603	102,660.30	100,000.00	3,500.00 3.41%
150,000	TIAA FSB	2.850%	02/22/2022	102.3540	153,531.00	150,000.00	4,275.00 2.78%
200,000	Bridgewater Bank Bloom MN	1.900%	02/28/2022	100.3622	200,724.40	200,000.00	3,800.00 1.89%
125,000	Citizens Alliance Bank	2.500%	03/15/2022	100.0331	125,041.38	125,000.00	3,125.00 2.50%
200,000	Continental Bank UT	1.900%	06/22/2022	100.3241	200,648.20	200,000.00	3,800.00 1.89%
200,000	American Express Centurion	2.400%	09/12/2022	101.1975	202,395.00	200,000.00	4,800.00 2.37%
200,000	Discover Bank	2.250%	09/27/2022	101.2058	202,411.60	200,000.00	4,500.00 2.22%
200,000	Sallie Mae Bank SLC UT	2.500%	12/13/2022	101.9455	203,891.00	200,000.00	5,000.00 2.45%

December 01, 2019 through December 31, 2019

Account Name : Lexington Local SD Managing Agency

Account No : 6750

Summary Of Investment Holdings

Quantity	Description			Unit Value	Market Value	Tax Cost	Estimated Ann Inc	Yield To Mkt
25,000	State Bank of India NY	3.000%	03/06/2023	103.6032	25,900.80	25,000.00	750.00	2.90%
200,000	Comenity Capital Bank	2.700%	04/17/2023	102.7800	205,560.00	200,000.00	5,400.00	2.63%
150,000	Merrick Bank	2.050%	07/12/2023	100.7407	151,111.05	150,000.00	3,075.00	2.03%
<i>Totals</i>					4,413,809.15	4,378,000.00	93,991.50	2.13%
<u>U.S. Govt Agy-Non-Ex St-Int Only</u>								
300,000	FNMA	1.300%	07/28/2020	99.8045	299,413.54	300,000.00	3,900.00	1.30%
150,000	FHLMC	1.900%	09/05/2023	99.9920	149,987.94	150,000.00	2,850.00	1.90%
200,000	FHLMC	2.050%	09/05/2023	99.5022	199,004.42	200,000.00	4,100.00	2.06%
200,000	FHLMC	1.900%	10/30/2023	99.7644	199,528.89	200,000.00	3,800.00	1.90%
<i>Totals</i>					847,934.79	850,000.00	14,650.00	1.73%
<i>Grand Total</i>					5,286,666.33	5,252,921.39	109,022.80	2.06%

Gain or Loss amounts and transactions, as shown, may not reflect the amount to be used for income tax purposes.

December 01, 2019 through December 31, 2019

Account Name : Lexington Local SD Bond Acct Man Agcy

Account No : R252

Summary Of Investment Holdings

Quantity	Description		Unit Value	Market Value	Tax Cost	Estimated Ann Inc	Yield To Mkt
<u>Money Markets - Taxable</u>							
4,799,310.61	Northern Instl Government Select Portfolio		1.0000	4,799,310.61	4,799,310.61	73,429.45	1.53%
<i>Totals</i>				4,799,310.61	4,799,310.61	73,429.45	1.53%
<u>Money Markets/Savings - Taxable</u>							
248,000	Park National Bank FDIC Account P250		1.0000	248,000.00	248,000.00	3,844.00	1.55%
<i>Totals</i>				248,000.00	248,000.00	3,844.00	1.55%
<u>Marketable CDs</u>							
238,000	Zions Bancorp NA	1.950%	03/23/2020	100.0655	238,155.89	238,000.00	4,641.00 1.95%
248,000	Safra National Bank NY	2.000%	04/15/2020	100.0963	248,238.82	248,000.00	4,960.00 2.00%
238,000	Bank of America	1.950%	04/24/2020	100.0884	238,210.39	238,000.00	4,641.00 1.95%
238,000	Bank of Baroda	2.000%	04/24/2020	100.1041	238,247.76	238,000.00	4,760.00 2.00%
238,000	First National Bank	1.950%	06/25/2020	100.1408	238,335.10	238,000.00	4,641.00 1.95%
238,000	Goldman Sachs Bank USA	1.950%	07/23/2020	100.1579	238,375.80	238,000.00	4,641.00 1.95%
238,000	Morgan Stanley Bank NA	1.950%	07/24/2020	100.1588	238,377.94	238,000.00	4,641.00 1.95%
238,000	MetaBank	1.700%	10/30/2020	100.0361	238,085.92	238,000.00	4,046.00 1.70%
238,000	BMO Harris Bank NA	1.750%	11/02/2020	100.0805	238,191.59	238,000.00	4,165.00 1.75%
238,000	New York Community Bank	1.650%	12/10/2020	99.9911	237,978.82	238,000.00	3,927.00 1.65%
<i>Totals</i>				2,392,198.03	2,390,000.00	45,063.00	1.88%
<u>U.S. Treasury Bills</u>							
6,500,000	US Treasury Bill	2.010%	01/16/2020	99.9457	6,496,470.50	6,437,681.25	93,419.25 1.44%
15,000,000	US Treasury Bill		07/16/2020	99.1636	14,874,540.00	14,723,270.83	232,786.55 1.56%
<i>Totals</i>				21,371,010.50	21,160,952.08	326,205.80	1.53%
<u>U.S. Treasury Bonds</u>							
3,000,000	US Treasury Bond	2.750%	09/30/2020	100.8047	3,024,141.00	3,032,850.00	82,500.00 2.73%
<i>Totals</i>				3,024,141.00	3,032,850.00	82,500.00	2.73%

December 01, 2019 through December 31, 2019

Account Name : Lexington Local SD Bond Acct Man Agcy

Account No : R252

Summary Of Investment Holdings

Quantity	Description			Unit Value	Market Value	Tax Cost	Estimated Ann Inc	Yield To Mkt
<u>Commercial Paper - Corporate</u>								
2,950,000	Old Line Funding LLC Com'l P	2.030%	01/07/2020	99.0470	2,921,887.33	2,921,887.32	59,884.99	2.05%
2,950,000	Collat CP Flex Co LLC Com'l	2.030%	01/13/2020	99.0132	2,920,889.22	2,920,889.24	59,885.01	2.05%
2,950,000	Suncorp Metway Ltd Com'l Pap	2.030%	01/16/2020	98.9963	2,920,390.20	2,920,390.19	59,885.00	2.05%
2,950,000	Fed Caisses Desjardins Com'l	2.030%	02/24/2020	98.7764	2,913,902.65	2,913,902.65	59,885.01	2.06%
2,950,000	Boeing Company Com'l Paper	2.030%	02/26/2020	99.2782	2,928,707.55	2,928,707.56	59,885.01	2.04%
2,950,000	Agricultural Bk China Com'l	1.960%	03/31/2020	99.3086	2,929,602.40	2,929,602.39	57,820.01	1.97%
2,950,000	Walt Disney Company Com'l Pa	1.600%	06/25/2020	99.1467	2,924,826.68	2,924,826.67	47,200.00	1.61%
Totals					20,460,206.03	20,460,206.02	404,445.03	1.98%
<u>U.S. Govt Agy-Exempt State</u>								
4,000,000	FFCB	1.790%	10/22/2020	100.0109	4,000,434.80	4,001,360.00	71,600.00	1.79%
Totals					4,000,434.80	4,001,360.00	71,600.00	1.79%
Grand Total					56,295,300.97	56,092,678.71	1,007,087.28	1.79%

Gain or Loss amounts and transactions, as shown, may not reflect the amount to be used for income tax purposes.

LEXINGTON LOCAL SCHOOLS
INVESTMENT REPORT FOR THE MONTH ENDING
DECEMBER 31, 2019

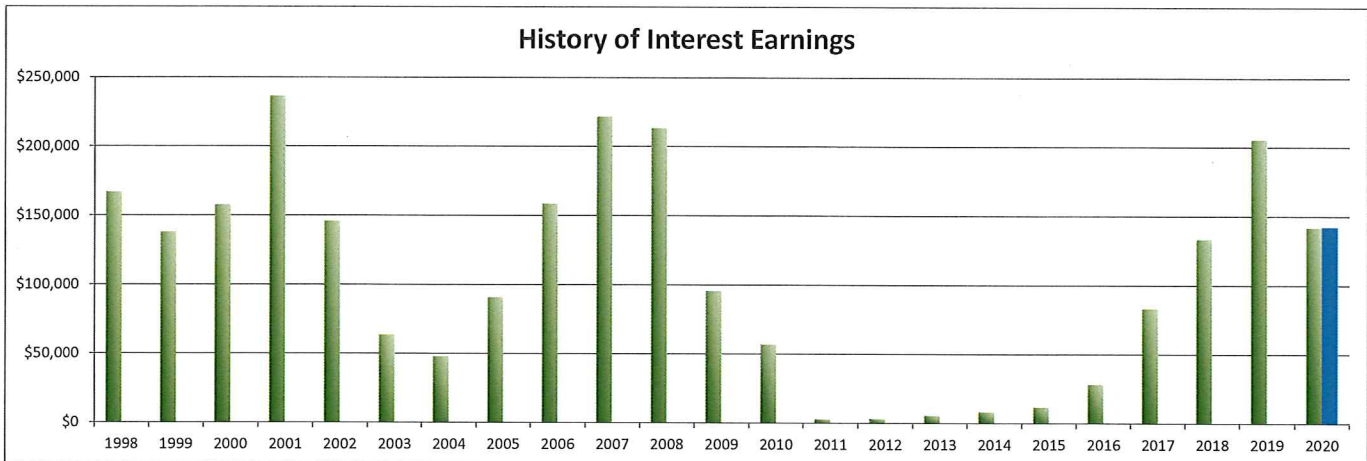
INTEREST EARNED:	THIS MONTH	FISCAL YEAR TO DATE
Richland Bank, General Sweep	\$693.16	\$11,329.77
Richland Bank, General MMA	\$8,128.12	\$64,473.81
Richland Bank, Anthem Sweep	\$1,746.87	\$10,899.61
Star Ohio	\$0.00	\$0.00
CDs, Bonds, and other investments	\$9,765.90	\$55,277.72
TOTAL INTEREST RECEIVED	\$20,334.05	\$141,980.91

INTEREST EARNED (LEX BOND ACCT)	THIS MONTH	FISCAL YEAR TO DATE
Richland Bank, General Sweep	\$0.00	\$0.00
Richland Bank, General MMA	\$0.00	\$0.00
Richland Bank, Anthem Sweep	\$0.00	\$0.00
Star Ohio	\$0.00	\$0.00
CDs, Bonds, and other investments	\$31,006.24	\$142,678.71
TOTAL INTEREST RECEIVED	\$31,006.24	\$142,678.71

History of Interest Earnings	Fiscal Year	Interest Earnings
	1998	\$ 167,057.52
	1999	\$ 138,113.69
	2000	\$ 157,991.72
	2001	\$ 236,839.79
	2002	\$ 146,052.34
	2003	\$ 63,712.36
	2004	\$ 47,970.95
	2005	\$ 90,719.94
	2006	\$ 158,724.51
	2007	\$ 221,998.86
	2008	\$ 213,660.34
	2009	\$ 95,639.63
	2010	\$ 56,860.22
	2011	\$ 3,001.78
	2012	\$ 3,090.00
	2013	\$ 5,758.97
	2014	\$ 8,349.92
	2015	\$ 11,765.22
	2016	\$ 28,300.22
	2017	\$ 83,194.26
	2018	\$ 133,582.49
	2019	\$ 205,588.68
FISCAL Year To Date	2020	\$141,980.91

Lex Bond Acct Interest Earnings	Fiscal Year	Interest Earnings
FISCAL Year To Date	2020	\$142,678.71

Total Interest Earnings 1998 to Present	\$ 2,419,954.32
--	------------------------



FINANCIAL SUMMARY REPORT
Processing Month: December 2019
LEXINGTON LOCAL SCHOOLS

Fnd	Sec	Description	Beginning Balance	MTD Revenues	FYTD Revenues	MTD Expenditures	FYTD Expenditures	Current Available Balance
001	0000	GENERAL FUND	9,425,388.56	923,217.59	11,738,918.07	2,042,403.27	12,655,033.26	8,509,273.37
001	9412	GENERAL BUDGET RESERVE SE	87,928.97	.00	.00	.00	.00	87,928.97
002	0000	BOND RETIREMENT FUND	1,925.89	.00	3,149,132.24	.00	415,418.79	2,735,639.34
003	0000	PERMANENT IMPROVEMENT FUN	65,009.60	155.72	323,037.44	314.00	620,403.41	232,356.37-
004	0000	LFI BUILDING FUND	.00	6,068.25	56,498,162.13	.00	45,520,238.41	10,977,923.72
006	0000	FOOD SERVICE FUND	2,391.51-	60,671.93	288,145.76	66,415.77	370,959.74	85,205.49-
007	9100	LEXINGTON MINUTEMEN ACADE	18,983.37	105,208.20	109,838.02	1,000.00	1,000.00	127,821.39
007	9800	TERRY McCAMMON SCHOLARSHI	12,770.55	21.01	125.25	.00	.00	12,895.80
010	0000	CLASSROOM FACILITIES CONS	.00	24,937.99	45,114,754.99	.00	.00	45,114,754.99
018	9100	HIGH SCHOOL PRINCIPAL'S F	1,364.37	113.96	4,725.63	1,162.79	2,418.86	3,671.14
018	9200	JUNIOR HIGH PRINCIPAL'S F	2,084.24	.00	4,354.00	37.00	252.00	6,186.24
018	9300	EASTERN PRINCIPAL'S FUND	5,077.34	587.94	665.31	320.20	2,537.63	3,205.02
018	9301	EASTERN ELEMENTARY BOOKFA	9,119.25	.00	2,109.52	2,066.16	7,496.40	3,732.37
018	9302	EASTERN ELEMENTARY MATH	1,236.52	.00	.00	.00	150.00	1,086.52
018	9303	EASTERN RUN CLUB	206.68	.00	1,135.00	.00	819.85	521.83
018	9400	CENTRAL PRINCIPAL'S FUND	8,832.01	533.32	1,995.40	75.00	1,188.62	9,638.79
018	9401	CENTRAL ELEMENTARY BOOKFA	3,284.84	35.46	2,631.04	1,265.07	1,425.55	4,490.33
018	9402	CENTRAL ELEMENTARY ART	1,941.37	.00	.00	.00	.00	1,941.37
018	9500	WESTERN PRINCIPAL'S FUND	16,890.68	382.02	3,576.67	.00	3,919.38	16,547.97
018	9501	WESTERN ELEMENTARY BOOKFA	2,944.06	.00	3,097.84	.00	3,130.94	2,910.96
018	9503	WESTERN ELEMENTARY ART	1,986.42	.00	.00	.00	.00	1,986.42
018	9901	JUNIOR HIGH TEACHER ADVIS	109.25	.00	.00	.00	.00	109.25
019	9001	ACADEMIC BOOSTERS GRANTS	769.07	.00	.00	.00	.00	769.07
019	9121	CENTRAL ELEMENTARY PTO GR	974.67	146.11	1,193.97	.00	.00	2,168.64
019	9122	EASTERN ELEMENTARY PTO GR	1,279.64	7.60	1,055.45	.00	1,071.36	1,263.73
019	9123	WESTERN ELEMENTARY PTO GR	1,429.82	7.61	1,055.47	.00	378.92	2,106.37
019	9200	RICHLAND COUNTY FOUNDATIO	200.00	.00	.00	.00	.00	200.00
019	9218	RICH CO FOUND-WRITE STUFF	52.93	.00	.00	.00	.00	52.93
019	9219	RICH CO FOUND-CLASSROOM L	.00	.00	549.52	.00	549.52	.00
019	9220	RICH CO FOUND-LEGOS AND B	.00	.00	915.00	.00	859.79	55.21
019	9221	RICH CO FOUND-SCIENCE DIS	.00	.00	1,500.00	.00	1,499.05	.95
019	9301	RICH CO FOUND/SECO ROBOTI	31.72	.00	.00	.00	.00	31.72
019	9302	RICH CO RETIRED TEACHERS	150.00	.00	.00	.00	.00	150.00
022	9601	OHSAA TOURNAMENT AGENCY F	108.42	.00	17,150.00	4,675.85	17,385.82	127.40-
024	0000	EMPLOYEE BENEFITS FUND FO	1,148,706.99	448,042.02	2,669,993.85	406,408.24	2,364,838.40	1,453,862.44
200	9101	HIGH SCHOOL ART CLUB	93.76	.00	.00	.00	.00	93.76
200	9102	HIGH SCHOOL DRAMA CLUB	25,775.03	.00	.00	.00	1,825.96	23,949.07
200	9103	HIGH SCHOOL MATH CLUB	52.70	.00	.00	.00	.00	52.70
200	9104	HIGH SCHOOL LEADERSHIP CO	754.05	.00	.00	.00	56.94	697.11
200	9105	HIGH SCHOOL FRENCH CLUB	302.37	.00	32.38	.00	.00	334.75
200	9107	HIGH SCHOOL SPANISH CLUB	618.50	.00	.00	.00	50.00	568.50
200	9108	HIGH SCHOOL LEO CLUB	3,286.40	110.00	500.45	392.86	882.73	2,904.12
200	9114	HIGH SCHOOL STUDENT COUNC	2,958.92	.00	538.00	13.00	1,239.97	2,256.95
200	9115	HIGH SCHOOL KEY CLUB	950.98	.00	2,790.00	340.00	1,913.22	1,827.76
200	9116	HIGH SCHOOL CHESS CLUB	321.00	.00	.00	.00	.00	321.00
200	9119	HIGH SCHOOL YEARBOOK FUND	49,110.95	485.00	8,305.00	.00	3,392.95	54,023.00

FINANCIAL SUMMARY REPORT
 Processing Month: December 2019
 LEXINGTON LOCAL SCHOOLS

End	Sc	Description	Beginning Balance	MTD Revenues	FYTD Revenues	MTD Expenditures	FYTD Expenditures	Current Available Balance
200	9120	HIGH SCHOOL JOURNALISM FU	505.44	.00	.00	.00	.00	505.44
200	9121	HIGH SCHOOL NATIONAL HONO	807.17	90.00	1,180.00	.00	1,148.00	839.17
200	9201	JUNIOR HIGH ART CLUB	541.33	.00	.00	.00	.00	541.33
200	9204	JUNIOR HIGH STUDENT COUNC	1,000.31	.00	591.35	.00	256.64	1,335.02
200	9205	JUNIOR HIGH LIBRARY CLUB	77.65	.00	.00	.00	.00	77.65
200	9301	EASTERN ELEMENTARY STUDEN	1,233.78	.00	250.00	172.85	172.85	1,310.93
200	9302	EASTERN ELEMENTARY BOTI	650.95	.00	720.00	538.35	566.21	804.74
200	9611	HIGH SCHOOL INFORMED TEEN	903.63	.00	.00	.00	.00	903.63
200	9612	JUNIOR HIGH INFORMED TEEN	492.74	28.80	42.12	22.90	22.90	511.96
300	9115	JAZZ BAND	1,850.81	.00	.00	.00	.00	1,850.81
300	9116	CHOIR	1,085.20	.00	.00	.00	.00	1,085.20
300	9206	JUNIOR HIGH PHYS ED DEPAR	3,924.68	250.00	1,090.00	212.94	1,257.44	3,757.24
300	9210	JR HIGH INSTRUMENTAL	41.03	.00	.00	.00	.00	41.03
300	9600	ATHLETIC FUND	6,471.99	20,577.56	149,830.33	19,698.68	151,320.42	4,981.90
300	9601	ATHLETIC CAPITAL FUND	39,000.00	.00	13,000.00	.00	.00	52,000.00
300	9602	ORCHESTRA	63.22	.00	.00	.00	.00	63.22
300	9603	ELEMENTARY MUSIC	1,795.57	.00	.00	.00	223.48	1,572.09
300	9605	BAND	232.95	.00	.00	.00	.00	232.95
451	9020	Network Connectivity FY 2	.00	.00	4,500.00	.00	9,000.00	4,500.00
467	0000	STUDENT WELLNESS AND SUCC	.00	.00	156,536.14	52,253.67	108,473.67	48,062.47
499	9020	SCHOOL SAFETY GRANT FY20	.00	10,607.48	10,607.48	.00	.00	10,607.48
516	9019	IDEA-B SPECIAL EDUCATION	40,448.50	.00	78,905.73	.00	38,457.23	.00
516	9020	IDEA-B SPECIAL EDUCATION	.00	39,041.60	226,527.28	46,682.09	235,258.37	8,731.09
572	9019	TITLE I FY19	11,341.27	.00	23,520.05	.00	12,178.78	.00
572	9020	TITLE I FY20	.00	23,700.77	103,038.29	23,465.75	105,403.11	2,364.82
587	9019	EARLY CHILDHOOD SPECIAL E	7,546.89	.00	7,546.89	.00	.00	.00
587	9020	EARLY CHILDHOOD SPECIAL E	.00	1,282.20	8,620.91	1,785.64	9,124.35	503.44
590	9020	TITLE II-A IMPROVING TEAC	.00	7,931.94	30,703.97	7,860.87	31,443.48	739.51
599	9020	TITLE IV FY20	.00	7,284.00	18,890.96	7,284.00	18,890.96	.00
Grand Total All Funds			10,903,962.17	1,681,526.08	120788,084.90	2,686,866.95	62725,535.36	68966,511.71
Total Invested Funds			.00					

SCHOOL DISTRICT: LEXINGTON LOCAL SCHOOLS

IRN # 049437

COUNTY: RICHLAND

FISCAL YEAR: 2020 MONTH: 12

	MONTHLY ESTIMATE	MONTHLY ACTUAL	MONTHLY DIFFERENCE	FISCAL YTD ESTIMATE	FISCAL YTD ACTUAL	FISCAL YTD DIFFERENCE
REVENUES						
01.010 General Property (Real Estate)	0	0	0	4,746,629	4,746,629	0
01.020 Tangible Personal Property Tax	0	0	0	375,545	389,846	14,301
01.030 Income Tax	0	0	0	0	0	0
01.035 Unrestricted Grants-in-Aid	955,000	880,199	74,801-	5,421,679	5,338,126	83,553-
01.040 Restricted Grants-in-Aid	6,200	6,203	3	37,213	37,219	6
01.045 Restricted Grants-in-Aid - SFSF	0	0	0	0	0	0
01.050 Property Tax Allocation	0	3,024	3,024	863,708	860,993	2,715-
01.060 All Other Operating Revenue	50,000	33,791	16,209-	342,812	282,046	60,766-
01.070 Total Revenue	1,011,200	923,217	87,983-	11,787,586	11,654,859	132,727-
OTHER FINANCING SOURCES						
02.010 Proceeds from Sale of Notes	0	0	0	0	0	0
02.020 State Emergency Loans & Advancements (Approved)	0	0	0	0	0	0
02.040 Operating Transfers-In	0	0	0	0	0	0
02.050 Advances-In	0	0	0	0	0	0
02.060 All Other Financing Sources	3,000	0	3,000-	62,759	84,056	21,297
02.070 Total Other Financing Sources	3,000	0	3,000-	62,759	84,056	21,297
02.080 Total Revenues and Other Financing Sources	1,014,200	923,217	90,983-	11,850,345	11,738,915	111,430-
EXPENDITURES						
03.010 Personal Services	1,145,000	1,103,744	41,256-	6,727,302	6,681,692	45,610-
03.020 Employees' Retirement/Insurance Benefits	565,000	615,152	50,152	3,419,087	3,454,068	34,981
03.030 Purchased Services	288,276	265,968	22,308-	1,928,276	1,791,889	136,387-
03.040 Supplies and Materials	50,000	50,325	325	559,161	550,993	8,168-
03.050 Capital Outlay	4,000	0	4,000-	51,760	43,760	8,000-
03.060 Intergovernmental	0	0	0	0	0	0
04.010 Debt Service: All Principal (Historical)	0	0	0	0	0	0
04.020 Debt Service: Principal - Notes	0	0	0	0	0	0
04.030 Debt Service: Principal - State Loans	0	0	0	0	0	0
04.040 Debt Service: Principal - State Advancements	0	0	0	0	0	0
04.050 Debt Service: Principal - HB 264 Loans	0	0	0	0	0	0
04.055 Debt Service: Principal - Other	0	0	0	0	0	0
04.060 Debt Service: Interest and Fiscal Charges	0	0	0	0	0	0
04.300 Other Objects	7,000	7,214	214	132,608	132,631	23
04.500 Total Expenditures	2,059,276	2,042,403	16,873-	12,818,194	12,655,033	163,161-
OTHER FINANCING USES						
05.010 Operating Transfers - Out	0	0	0	0	0	0
05.020 Advances - Out	0	0	0	0	0	0
05.030 All Other Financing Uses	0	0	0	0	0	0
05.040 Total Other Financing Uses	0	0	0	0	0	0
05.050 Total Expenditure and Other Financing Uses	2,059,276	2,042,403	16,873-	12,818,194	12,655,033	163,161-
06.010 Excess Rev & Oth Financing Sources over(under) Exp &	1,045,076-	1,119,186-	74,110-	967,849-	916,118-	51,731
07.010 Beginning Cash Balance	9,590,545	9,716,386	125,841	9,513,318	9,513,318	0
07.020 Ending Cash Balance	8,545,469	8,597,200	51,731	8,545,469	8,597,200	51,731
08.010 Outstanding Encumbrances	1,700,000	1,430,463	269,537-	1,700,000	1,430,463	269,537-

SCHOOL DISTRICT: LEXINGTON LOCAL SCHOOLS

IRN # 049437

COUNTY: RICHLAND

FISCAL YEAR: 2020

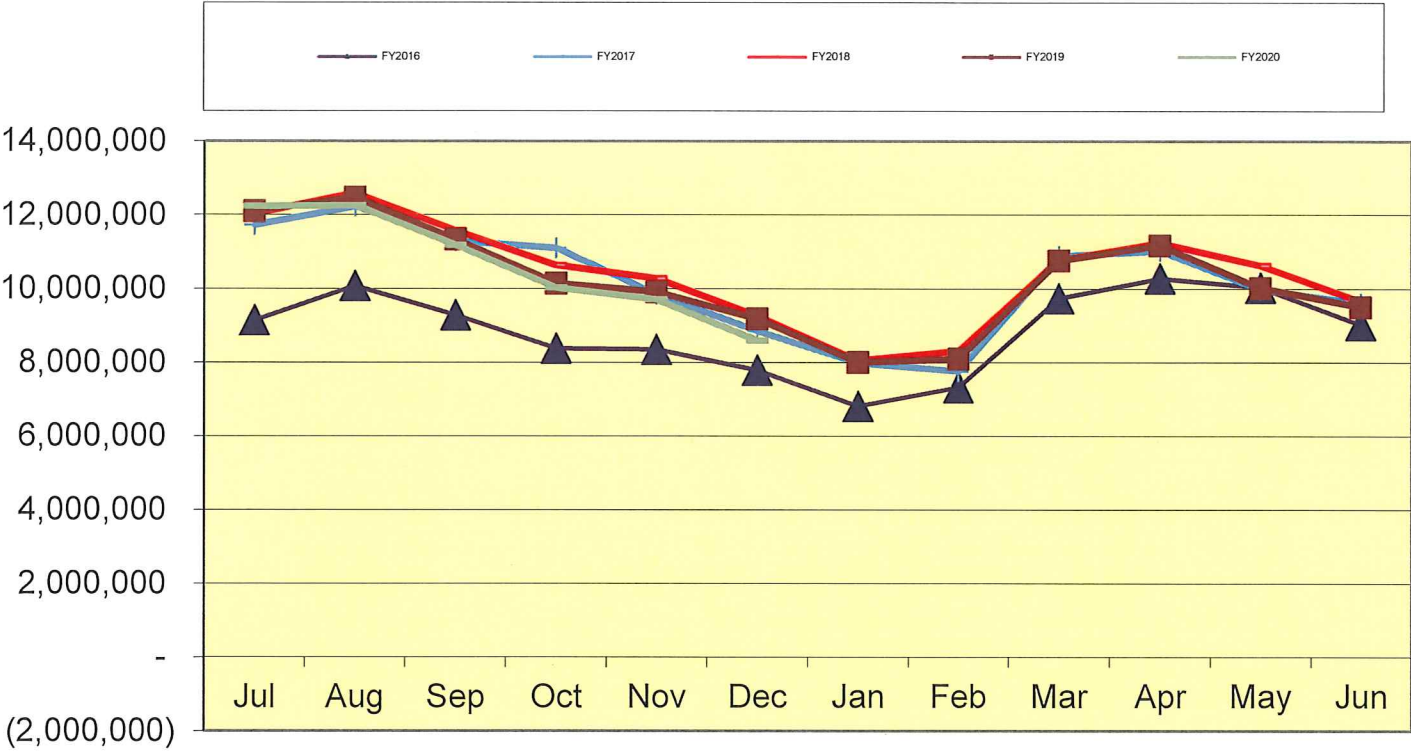
QUARTER: 2

	QUARTERLY ESTIMATE	QUARTERLY ACTUAL	QUARTERLY DIFFERENCE	FISCAL YTD ESTIMATE	FISCAL YTD ACTUAL	FISCAL YTD DIFFERENCE
REVENUES						
01.010 General Property (Real Estate)	0	0	0	4,746,629	4,746,629	0
01.020 Tangible Personal Property Tax	0	0	0	375,545	389,846	14,301
01.030 Income Tax	0	0	0	0	0	0
01.035 Unrestricted Grants-in-Aid	2,719,207	2,635,654	83,553-	5,421,679	5,338,126	83,553-
01.040 Restricted Grants-in-Aid	18,603	18,609	6	37,213	37,219	6
01.045 Restricted Grants-in-Aid - SFSF	0	0	0	0	0	0
01.050 Property Tax Allocation	816,000	813,285	2,715-	863,708	860,993	2,715-
01.060 All Other Operating Revenue	147,109	86,403	60,706-	342,812	282,046	60,766-
01.070 Total Revenue	3,700,919	3,553,951	146,968-	11,787,586	11,654,859	132,727-
OTHER FINANCING SOURCES						
02.010 Proceeds from Sale of Notes	0	0	0	0	0	0
02.020 State Emergency Loans & Advancements (Approved)	0	0	0	0	0	0
02.040 Operating Transfers-In	0	0	0	0	0	0
02.050 Advances-In	0	0	0	0	0	0
02.060 All Other Financing Sources	8,000	13,302	5,302	62,759	84,056	21,297
02.070 Total Other Financing Sources	8,000	13,302	5,302	62,759	84,056	21,297
02.080 Total Revenues and Other Financing Sources	3,708,919	3,567,253	141,666-	11,850,345	11,738,915	111,430-
EXPENDITURES						
03.010 Personal Services	3,433,378	3,387,768	45,610-	6,727,302	6,681,692	45,610-
03.020 Employees' Retirement/Insurance Benefits	1,680,760	1,715,741	34,981	3,419,087	3,454,068	34,981
03.030 Purchased Services	908,276	830,922	77,354-	1,928,276	1,791,889	136,387-
03.040 Supplies and Materials	196,745	188,577	8,168-	559,161	550,993	8,168-
03.050 Capital Outlay	27,156	19,156	8,000-	51,760	43,760	8,000-
03.060 Intergovernmental	0	0	0	0	0	0
04.010 Debt Service: All Principal (Historical)	0	0	0	0	0	0
04.020 Debt Service: Principal - Notes	0	0	0	0	0	0
04.030 Debt Service: Principal - State Loans	0	0	0	0	0	0
04.040 Debt Service: Principal - State Advancements	0	0	0	0	0	0
04.050 Debt Service: Principal - HB 264 Loans	0	0	0	0	0	0
04.055 Debt Service: Principal - Other	0	0	0	0	0	0
04.060 Debt Service: Interest and Fiscal Charges	0	0	0	0	0	0
04.300 Other Objects	13,205	13,228	23	132,608	132,631	23
04.500 Total Expenditures	6,259,520	6,155,392	104,128-	12,818,194	12,655,033	163,161-
OTHER FINANCING USES						
05.010 Operating Transfers - Out	0	0	0	0	0	0
05.020 Advances - Out	0	0	0	0	0	0
05.030 All Other Financing Uses	0	0	0	0	0	0
05.040 Total Other Financing Uses	0	0	0	0	0	0
05.050 Total Expenditure and Other Financing Uses	6,259,520	6,155,392	104,128-	12,818,194	12,655,033	163,161-
06.010 Excess Rev & Oth Financing Sources over(under) Exp &	2,550,601-	2,588,139-	37,538-	967,849-	916,118-	51,731
07.010 Beginning Cash Balance	11,096,070	11,185,339	89,269	9,513,318	9,513,318	0
07.020 Ending Cash Balance	8,545,469	8,597,200	51,731	8,545,469	8,597,200	51,731
08.010 Outstanding Encumbrances	1,700,000	1,430,463	269,537-	1,700,000	1,430,463	269,537-

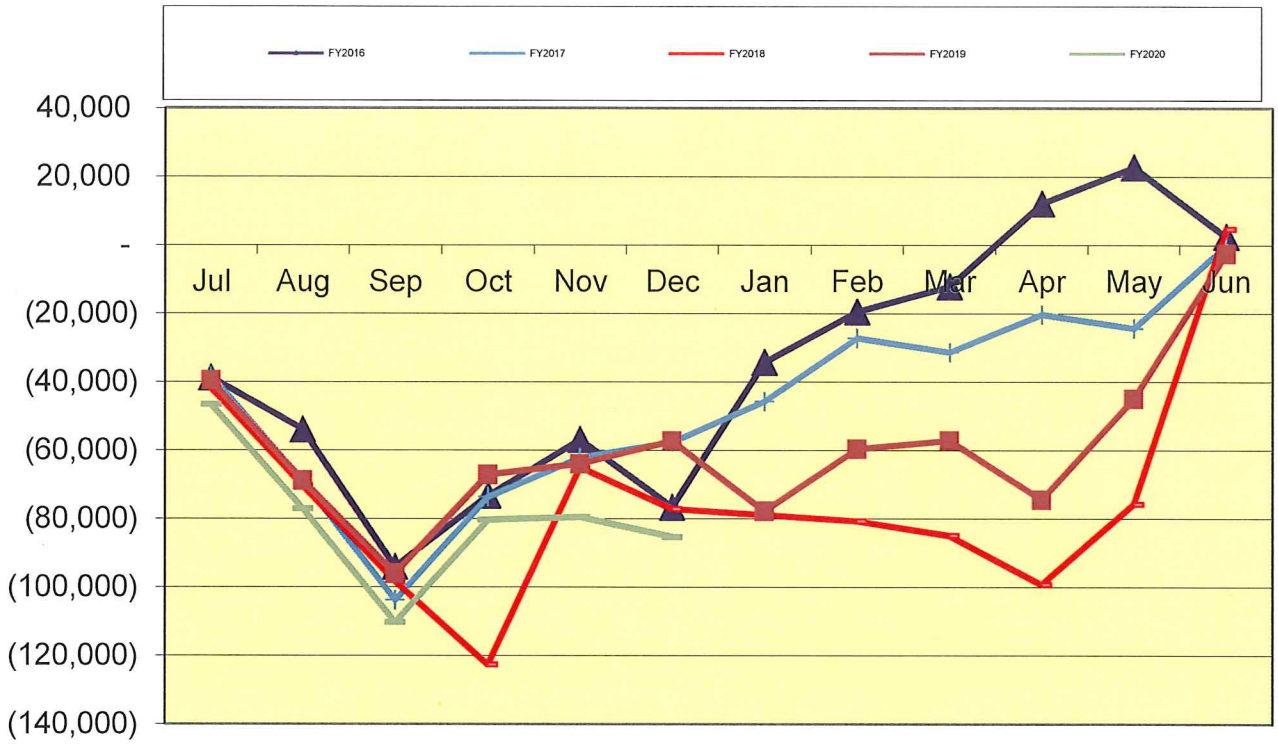
**LEXINGTON LOCAL SCHOOL DISTRICT
GENERAL FUND ONLY 2019-2020
SUMMARY OF RECEIPTS AND EXPENDITURES - FIVE YEAR FORECAST FORMAT**

LINE 7.010	BEGINNING CASH BALANCE		\$	9,513,318		
	12/31/2019	FISCAL		FISCAL	VARIANCE	PERCENT
		YEAR TO DATE		YEAR TO DATE	Estimate vs.	of
	REVENUES	Estimate		Actual	Actual	VARIANCE
LINE 1.010	Real Estate Tax	\$ 4,746,629	\$	4,746,629	\$0	0.00%
LINE 1.020	Personal Property Tax	\$ 375,545	\$	389,846	\$14,301	3.81%
LINE 1.030	Income Tax	\$ -	\$	-	\$0	
LINE 1.035	State Funding	\$ 5,421,679	\$	5,338,126	(\$83,553)	-1.54%
LINE 1.040	Career Tech / Economic Disadv.	\$ 37,213	\$	37,219	\$6	0.02%
LINE 1.050	Property Tax Allocation	\$ 863,708	\$	860,993	(\$2,715)	-0.31%
LINE 1.060	Other Operating Revenue	\$ 342,812	\$	282,046	(\$60,766)	-17.73%
LINE 1.070	TOTAL REVENUE	\$ 11,787,586	\$	11,654,859	(\$132,727)	-1.13%
			\$	-		
LINE 2.01	Proceeds from Notes	\$ -	\$	-	\$0	
LINE 2.04	Transfers In	\$ -	\$	-	\$0	
LINE 2.050	Advances In	\$ -	\$	-	\$0	#DIV/0!
LINE 2.060	Other Financing Sources	\$ 62,759	\$	84,056	\$21,297	33.93%
LINE 2.070	TOTAL OTHER SOURCES	\$ 62,759	\$	84,056	\$21,297	33.93%
LINE 2.080	TOTAL REVENUES & Sources	\$ 11,850,345	\$	11,738,915	(\$111,430)	-0.94%
	EXPENSES					
LINE 3.010	Salaries	\$ 6,727,302	\$	6,681,692	\$45,610	0.68%
LINE 3.020	Retirement and Benefits	\$ 3,419,087	\$	3,454,068	(\$34,981)	-1.02%
LINE 3.030	Purchased Services	\$ 1,928,276	\$	1,791,889	\$136,387	7.07%
LINE 3.040	Supplies and Materials	\$ 559,161	\$	550,993	\$8,168	1.46%
LINE 3.050	Capital Outlay and Equipment	\$ 51,760	\$	43,760	\$8,000	15.46%
LINE 3.06	INTERGOVERNMENTAL	\$ -	\$	-	\$0	
LINE 4.020	DEBT SERVICE - Notes	\$ -	\$	-	\$0	
LINE 4.060	DEBT SERVICE - Interest charges	\$ -	\$	-	\$0	
LINE 4.300	Other Objects	\$ 132,608	\$	132,631	(\$23)	-0.02%
LINE 4.500	TOTAL EXPENDITURES	\$ 12,818,194	\$	12,655,033	\$163,161	1.27%
LINE 5.00	TRANSFERS OUT	\$ -	\$	-	\$0	
LINE 5.02	ADVANCES OUT	\$ -	\$	-	\$0	
LINE 5.03	ALL OTHER USES	\$ -	\$	-	\$0	
LINE 5.040	TOTAL OTHER USES	\$ -	\$	-	\$0	
LINE 5.050	TOTAL EXPENDITURES & USES	\$ 12,818,194	\$	12,655,033	\$163,161	1.27%
		Estimate		Actual	Variance	
LINE 6.010	REVENUES OVER EXPENSES	\$ (967,849)	\$	(916,118)	\$51,731	
LINE 7.020	ENDING CASH BALANCE	\$ 8,545,469	\$	8,597,200	\$51,731	
	Less Reserves	\$ (87,929)	\$	(87,929)	\$ -	
LINE 8.010	Less Outstanding Encumbrances	\$ (1,700,000)	\$	(1,430,463)	\$ 269,537	-15.86%
LINE 15.010	Unreserved Fund Balance	\$ 6,757,540	\$	7,078,808	\$321,268	4.75%
		Estimate		Actual	Benchmark Yr. End	
	Salaries/Benefits as % of Revenue	86.1%		87.0%	80.1% or below	
	True Days Cash - Calendar Days on which can operate	97		103	90 or above optimal	

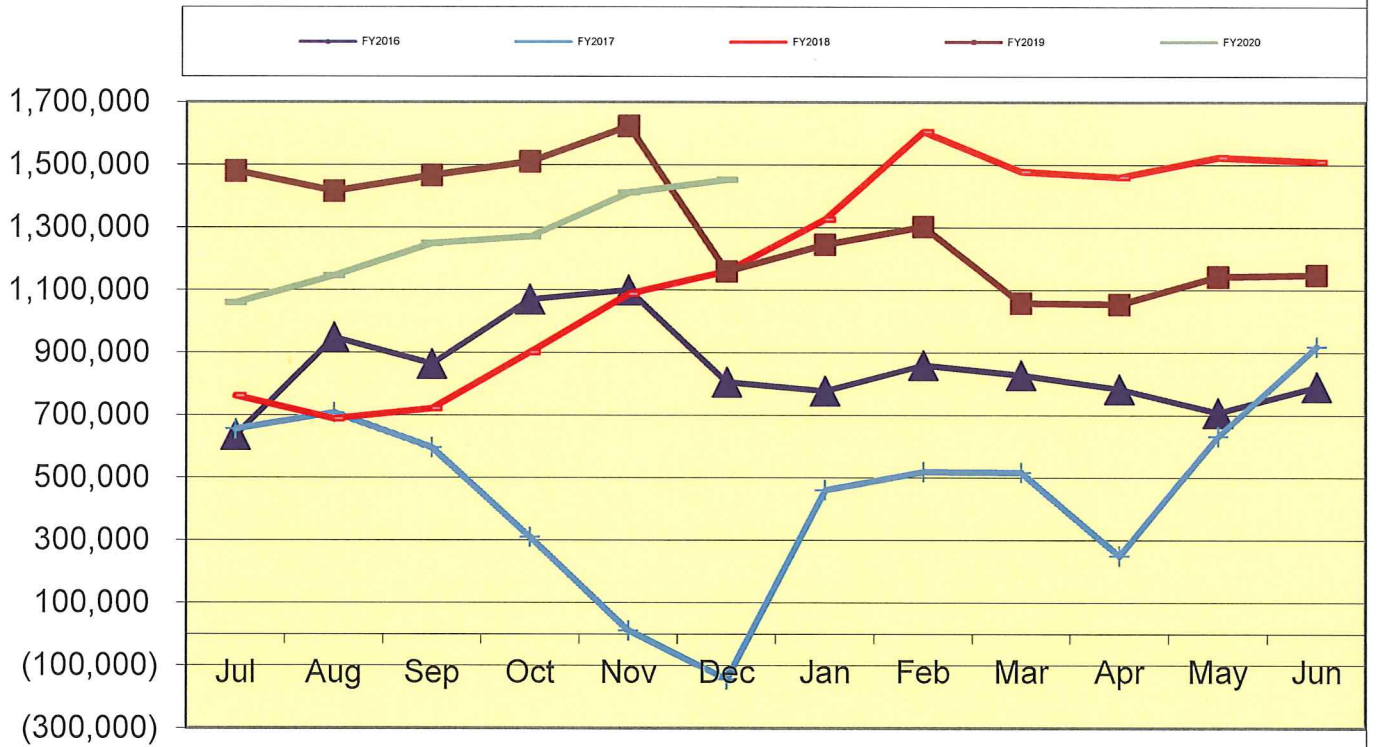
Lexington Local Schools General Fund Cash Balance



Lexington Local Schools Food Service Fund Cash Balance



Lexington Local Schools Employee Benefits Fund Cash Balance



Lexington Local Schools

Permanent Improvement Fund
12/31/2019

	Budgeted Amount	Actual Fiscal Year Expended	Current Encumbrances	Expenses / Encumbrances Over/Under Estimate	Remaining Estimated PI Project Costs
Instruction and Administration					
JH Social Studies Textbooks	\$ 21,000.00	\$ 20,719.58	\$ -	\$280.42	\$0.00
Western Elementary Equipment/Materials	\$ 18,734.00	\$ 18,186.17	\$ 650.00	(\$102.17)	\$0.00
Spanish Textbooks/Materials	\$ 9,152.90	\$ -	\$ -	\$9,152.90	\$9,152.90
HS Art Equipment	\$ 8,237.63	\$ 8,537.55	\$ -	(\$299.92)	\$0.00
JH Robotics Equipment	\$ 8,119.82	\$ 8,119.82	\$ -	\$0.00	\$0.00
HS Instrumental Music Equipment	\$ 2,333.33	\$ 2,369.21	\$ 2,672.00	(\$2,707.88)	\$0.00
Eastern Tables	\$ 4,328.32	\$ 4,540.20	\$ -	(\$211.88)	\$0.00
HS Protective Gym Flooring	\$ 3,515.20	\$ 3,515.20	\$ -	\$0.00	\$0.00
Eastern PE Equipment	\$ 3,000.00	\$ 3,250.00	\$ -	(\$250.00)	\$0.00
JH PE Equipment	\$ 1,030.54	\$ 1,030.54	\$ -	\$0.00	\$0.00
AudioMeter (Nurse)	\$ 1,043.67	\$ 1,043.67	\$ -	\$0.00	\$0.00
Wilson Foundation Teacher Kits	\$ 2,606.30	\$ -	\$ -	\$2,606.30	\$2,606.30
Eastern Reading Books	\$ 1,289.76	\$ 1,289.76	\$ -	\$0.00	\$0.00
Eastern Social Studies Text Set	\$ 1,085.78	\$ 1,085.78	\$ -	\$0.00	\$0.00
Central Equipment	\$ 790.60	\$ 640.60	\$ -	\$150.00	\$0.00
Eastern Equipment	\$ 259.19	\$ 259.19	\$ -	\$0.00	\$0.00
Central Tables	\$ 748.80	\$ 392.44	\$ 356.36	\$0.00	\$0.00
Maintenance					
New Maintenance Truck	\$ 45,435.50	\$ 45,435.50	\$ -	\$0.00	\$0.00
Roof Project Western/Central	\$ 28,345.00	\$ 28,345.00	\$ -	\$0.00	\$0.00
Roof Project Bus Garage	\$ 28,392.00	\$ 28,392.00	\$ -	\$0.00	\$0.00
Transportation					
New mini-buses	\$ 89,400.00	\$ 89,400.00	\$ -	\$0.00	\$0.00
New handicap bus	\$ 86,916.00	\$ 86,762.00	\$ 154.00	\$0.00	\$0.00
Transportation Power Washer	\$ 7,843.06	\$ 7,843.06	\$ -	\$0.00	\$0.00
Transportation Gas Tank	\$ 3,798.00	\$ 3,798.00	\$ -	\$0.00	\$0.00
Technology					
Computers, servers, tech equip., etc.	\$ 200,000.00	\$ 142,800.78	\$ 11,973.20	\$45,226.02	\$45,226.02
Western Tech Equipment	\$ 3,500.00	\$ 3,500.00	\$ -	\$0.00	\$0.00
Eastern Tech Equipment	\$ 5,000.00	\$ 4,919.01	\$ -	\$80.99	\$0.00
Food Service					
Food Service Equipment	\$ 15,816.00	\$ 15,765.98	\$ -	\$50.02	\$0.00
Food Service Washing Machine	\$ 398.00	\$ -	\$ 398.00	\$0.00	\$0.00
Athletics and Student Activities					
HS Athletics Equipment	\$ 21,584.58	\$ 21,428.58	\$ -	\$156.00	\$0.00
HS Marching Bank Uniforms	\$ 62,000.00	\$ 61,770.44	\$ -	\$229.56	\$0.00
Fees					
Tax Collection Fees	\$ 14,500.00	\$ 5,263.35	\$ -	\$9,236.65	\$9,236.65
Totals					
Totals	\$ 700,203.98	\$ 620,403.41	\$ 16,203.56	\$63,597.01	\$66,221.87
Total Budgeted					
Total Budgeted	\$ 700,203.98				
Actual Cash Balance 7/1/19					
Actual Cash Balance 7/1/19	\$ 65,009.60				
Revenues FY20 - Taxes from levy	\$ 323,037.44				
Expenditures FY20	\$ (620,403.41)				
Current Cash Balance	(\$232,356.37)				
Current Encumbrances	\$ (16,203.56)				
Available Balance	(\$248,559.93)				

Remaining Estimated Revenues FY20 - Taxes from levy	\$ 351,962.56
Less: Remaining Estimated PI Project Costs	(\$66,221.87)
6/30/20 Estimated Carryover	\$ 37,180.76

Lexington Local Schools

Food Service Fund 2019-20 vs. 2018-2019 vs. 2017-2018

							Beginning Balance 7/1/18	\$ (2,391)
2019-2020 Through 12/31/19								
<i>Revenues</i>								
	District-Wide	High School	Junior High	Eastern	Central	Western		Total
Student Type A, Ezipay, Misc	\$ -	\$ 40,637	\$ 20,058	\$ 22,807	\$ 21,401	\$ 15,416	\$	\$ 120,319
Student Break, Milk & A La Carte	\$ -	\$ 19,029	\$ 5,496	\$ 5,133	\$ 3,689	\$ 3,267	\$	\$ 36,614
Adult & Misc revenues	\$ 2,213	\$ 2,657	\$ 611	\$ 1,219	\$ 1,049	\$ 907	\$	\$ 8,656
State Reimb	\$ -	\$ -	\$ -	\$ -	\$ -	\$ -	\$	\$ -
Federal Reimb	\$ -	\$ 26,703	\$ 19,067	\$ 29,714	\$ 28,587	\$ 18,486	\$	\$ 122,557
Transfer In	\$ -	\$ -	\$ -	\$ -	\$ -	\$ -	\$	\$ -
Total Revenues	\$ 2,213	\$ 89,026	\$ 45,232	\$ 58,873	\$ 54,726	\$ 38,076		\$ 288,146
<i>Expenses</i>								
Wages	\$ 24,661	\$ 55,548	\$ 29,104	\$ 23,618	\$ 17,122	\$ 17,901	\$	\$ 167,954
Severance	\$ -	\$ -	\$ -	\$ -	\$ -	\$ -	\$	\$ -
Retirement	\$ 6,023	\$ 10,465	\$ 4,195	\$ 7,545	\$ 3,453	\$ 3,687	\$	\$ 35,368
Medical	\$ 14,691	\$ 21,773	\$ 8,137	\$ 17,704	\$ 7,019	\$ -	\$	\$ 69,324
Life, Dent, MC, WC	\$ 902	\$ 2,219	\$ 1,459	\$ 1,069	\$ 632	\$ 400	\$	\$ 6,681
Purch Serv, Repairs, Phone, Post:	\$ 1,120	\$ 5,628	\$ 999	\$ 594	\$ 1,046	\$ 546	\$	\$ 9,933
Supplies	\$ 3,469	\$ -	\$ -	\$ -	\$ -	\$ -	\$	\$ 3,469
Food Costs	\$ -	\$ 26,412	\$ 13,761	\$ 23,611	\$ 7,958	\$ 6,489	\$	\$ 78,231
Equipment	\$ -	\$ -	\$ -	\$ -	\$ -	\$ -	\$	\$ -
Other Costs	\$ -	\$ -	\$ -	\$ -	\$ -	\$ -	\$	\$ -
Total Expenses	\$ 50,866	\$ 122,045	\$ 57,655	\$ 74,141	\$ 37,230	\$ 29,023		\$ 370,960
Net Gain (Loss)	\$ (48,653)	\$ (33,019)	\$ (12,423)	\$ (15,268)	\$ 17,496	\$ 9,053		\$ (82,814)
							Ending Cash Balance 12/31/19	\$ (85,205)

							Beginning Balance 7/1/18	\$ 4,848
2018-2019 Through 12/31/18								
<i>Revenues</i>								
	District-Wide	High School	Junior High	Eastern	Central	Western		Total
Student Type A, Ezipay, Misc	\$ -	\$ 44,452	\$ 21,314	\$ 22,164	\$ 19,771	\$ 17,059	\$	\$ 124,760
Student Break, Milk & A La Carte	\$ -	\$ 23,402	\$ 6,606	\$ 4,619	\$ 2,737	\$ 2,940	\$	\$ 40,304
Adult & Misc revenues	\$ 5,445	\$ 2,078	\$ 478	\$ 1,218	\$ 1,053	\$ 811	\$	\$ 11,083
State Reimb	\$ -	\$ -	\$ -	\$ -	\$ -	\$ -	\$	\$ -
Federal Reimb	\$ -	\$ 25,446	\$ 17,862	\$ 31,520	\$ 19,987	\$ 17,818	\$	\$ 112,633
Transfer In	\$ -	\$ -	\$ -	\$ -	\$ -	\$ -	\$	\$ -
Total Revenues	\$ 5,445	\$ 95,378	\$ 46,260	\$ 59,521	\$ 43,548	\$ 38,628		\$ 288,780
<i>Expenses</i>								
Wages	\$ 24,177	\$ 56,212	\$ 27,788	\$ 18,749	\$ 16,770	\$ 17,487	\$	\$ 161,183
Severance	\$ -	\$ -	\$ -	\$ -	\$ -	\$ -	\$	\$ -
Retirement	\$ 5,803	\$ 10,974	\$ 5,567	\$ 6,172	\$ 3,896	\$ 3,477	\$	\$ 35,889
Medical	\$ 11,956	\$ 20,932	\$ 10,515	\$ 14,409	\$ 3,311	\$ -	\$	\$ 61,123
Life, Dent, MC, WC	\$ 889	\$ 2,288	\$ 1,359	\$ 966	\$ 666	\$ 435	\$	\$ 6,603
Purch Serv, Repairs, Phone, Post:	\$ 1,114	\$ 839	\$ 709	\$ 472	\$ 472	\$ 472	\$	\$ 4,078
Supplies	\$ 3,334	\$ 28,810	\$ 15,941	\$ 21,695	\$ 6,073	\$ 6,069	\$	\$ 81,922
Food Costs	\$ -	\$ -	\$ -	\$ -	\$ -	\$ -	\$	\$ -
Equipment	\$ -	\$ -	\$ -	\$ -	\$ -	\$ -	\$	\$ -
Other Costs	\$ -	\$ -	\$ -	\$ -	\$ -	\$ -	\$	\$ -
Total Expenses	\$ 47,273	\$ 120,055	\$ 61,879	\$ 62,463	\$ 31,188	\$ 27,940		\$ 350,798
Net Gain (Loss)	\$ (41,828)	\$ (24,677)	\$ (15,619)	\$ (2,942)	\$ 12,360	\$ 10,688		\$ (62,018)
							Ending Cash Balance 12/31/18	\$ (57,170)

							Beginning Balance 7/1/17	\$ 13
2017-2018 Through 12/31/17								
<i>Revenues</i>								
	District-Wide	High School	Junior High	Eastern	Central	Western		Total
Student Type A, Ezipay, Misc	\$ -	\$ 46,700	\$ 18,382	\$ 22,881	\$ 17,513	\$ 14,937	\$	\$ 120,413
Student Break, Milk & A La Carte	\$ -	\$ 25,362	\$ 5,788	\$ 5,717	\$ 2,117	\$ 3,223	\$	\$ 42,207
Adult & Misc revenues	\$ 4,548	\$ 1,909	\$ 612	\$ 1,213	\$ 997	\$ 939	\$	\$ 10,218
State Reimb	\$ -	\$ -	\$ -	\$ -	\$ -	\$ -	\$	\$ -
Federal Reimb	\$ -	\$ 27,749	\$ 18,468	\$ 32,443	\$ 23,240	\$ 15,930	\$	\$ 117,830
Transfer In	\$ -	\$ -	\$ -	\$ -	\$ -	\$ -	\$	\$ -
Total Revenues	\$ 4,548	\$ 101,720	\$ 43,250	\$ 62,254	\$ 43,867	\$ 35,029		\$ 290,668
<i>Expenses</i>								
Wages	\$ 23,815	\$ 58,298	\$ 26,162	\$ 18,031	\$ 17,424	\$ 17,049	\$	\$ 160,779
Severance	\$ -	\$ -	\$ -	\$ -	\$ -	\$ -	\$	\$ -
Retirement	\$ 5,704	\$ 13,490	\$ 4,759	\$ 4,958	\$ 5,094	\$ 3,644	\$	\$ 37,649
Medical	\$ 13,285	\$ 24,015	\$ 11,684	\$ 16,010	\$ 3,679	\$ -	\$	\$ 68,673
Life, Dent, MC, WC	\$ 936	\$ 2,380	\$ 1,357	\$ 909	\$ 720	\$ 445	\$	\$ 6,747
Purch Serv, Repairs, Phone, Post:	\$ 1,358	\$ 1,358	\$ 1,031	\$ 921	\$ 923	\$ 493	\$	\$ 6,084
Supplies	\$ 3,181	\$ -	\$ -	\$ -	\$ -	\$ -	\$	\$ 3,181
Food Costs	\$ -	\$ 34,041	\$ 13,616	\$ 24,031	\$ 7,453	\$ 5,502	\$	\$ 84,643
Equipment	\$ -	\$ -	\$ -	\$ -	\$ -	\$ -	\$	\$ -
Other Costs	\$ -	\$ -	\$ -	\$ -	\$ -	\$ -	\$	\$ -
Total Expenses	\$ 48,279	\$ 133,582	\$ 58,609	\$ 64,860	\$ 35,293	\$ 27,133		\$ 367,756
Net Gain (Loss)	\$ (43,731)	\$ (31,862)	\$ (15,359)	\$ (2,606)	\$ 8,574	\$ 7,896		\$ (77,088)
							Ending Cash Balance 12/31/17	\$ (77,075)

Check#	Check Date	Org Sta	Vendor Paid	Check Amount	Status Date
086878	12/03/2019	W/R	TODD, ASHLEY	179.60	12/17/2019
086879	12/03/2019	W/R	BOUNDLESS ASSISTIVE TECHNOLOGY	932.00	12/16/2019
086880	12/03/2019	W/R	BRIDGEWAY ACADEMY	5,380.00	12/11/2019
086881	12/03/2019	W/R	CENTERVILLE	110.00	12/18/2019
086882	12/03/2019	W/R	CLARK-SHAWNEE LSD	175.00	12/12/2019
086883	12/03/2019	W/R	CLEARWATER SYSTEMS	159.10	12/10/2019
086884	12/03/2019	W/R	COLE DISTRIBUTING	18,795.02	12/10/2019
086885	12/03/2019	W/R	CRESTVIEW LOCAL SCHOOL	200.00	12/10/2019
086886	12/03/2019	W/R	SPELLING OUT DYSLEXIA	100.00	12/17/2019
086887	12/03/2019	W/R	FINALFORMS	1,000.00	12/12/2019
086888	12/03/2019	W/R	HILLSDALE LOCAL SCHOOLS	175.00	12/10/2019
086889	12/03/2019	W/R	HOFFMAN, HOWARD	122.64	12/06/2019
086890	12/03/2019	W/R	HAYES, JAMES	388.14	12/09/2019
086891	12/03/2019	W/R	WHITESEL, JASON	139.20	12/10/2019
086892	12/03/2019	W/R	HEIMANN, KAYLA	183.30	12/06/2019
086893	12/03/2019	W/R	KIMBALL MIDWEST	57.75	12/09/2019
086894	12/03/2019	W/R	MILLER, LESLIE	91.44	12/16/2019
086895	12/03/2019	W/R	DEVITO, MARSHA	625.00	12/11/2019
086896	12/03/2019	W/R	HAAS, MARY	115.76	12/30/2019
086897	12/03/2019	W/R	DAVIS, MICHAEL J	140.62	12/13/2019
086898	12/03/2019	W/R	SHAFFER, MICHELLE	164.95	12/12/2019
086899	12/03/2019	W/R	NATIONAL SCIENCE TEACHERS	195.00	12/10/2019
086900	12/03/2019	W/R	NATIONAL COUNCIL OF	720.00	12/13/2019
086901	12/03/2019	W/R	NOVA LUNA EDUC & CONSULTING	972.00	12/09/2019
086902	12/03/2019	W/R	O.E. MEYER COMPANY	151.88	12/16/2019
086903	12/03/2019	W/R	POST MASTER	550.00	12/11/2019
086904	12/03/2019	W/W	QUESTIONS UNLIMITED	30.00	
086905	12/03/2019	W/R	KNUCKLES, RYAN	392.86	12/18/2019
086906	12/03/2019	W/R	FREUNDLICH, SARAH	425.18	12/10/2019
086907	12/03/2019	W/R	SCHOLASTIC BOOK FAIRS	3,073.33	12/10/2019
086908	12/03/2019	W/R	SPYDER SIGNS AND GRAPHICS	348.00	12/23/2019
086909	12/03/2019	W/R	LAMP, SUMMER	190.17	12/17/2019
086910	12/03/2019	W/R	COLLEGE BOARD, THE	400.00	12/10/2019
086911	12/03/2019	W/R	MCDANIEL, TRACY	210.09	12/09/2019
086912	12/03/2019	W/R	VOLZ, TRICIA L. NON-1099	69.60	12/31/2019
086913	12/03/2019	W/R	WEAVER, TROY J	140.62	12/10/2019
086914	12/03/2019	W/R	VFW POST 5101	553.00	12/16/2019
086915	12/03/2019	W/R	WARD CUSTOM APPAREL	288.00	12/12/2019
086916	12/03/2019	W/R	WILSON LANGUAGE TRAINING	570.99	12/10/2019
086917	12/06/2019	W/R	SMITH, ASHLEY	1,496.75	12/12/2019
086918	12/06/2019	W/R	COWLES, CINDY	868.14	12/12/2019
086919	12/06/2019	W/R	CULLIGAN QUALITY WATER	37.00	12/13/2019
086920	12/06/2019	W/R	EGGERTON, GENELLE	325.08	12/27/2019
086921	12/06/2019	W/V	BERRY, JENNIFER	1,200.00	12/17/2019
086922	12/06/2019	W/R	JOSTEN'S	62.78	12/16/2019
086923	12/06/2019	W/R	GUY, KATHERINE	172.85	12/23/2019
086924	12/06/2019	W/R	MILLER, LESLIE	24.00	12/16/2019
086925	12/06/2019	W/R	LEXINGTON AUTO PARTS	29.54	12/12/2019
086926	12/06/2019	W/R	THEM, LINDSAY	677.91	12/10/2019
086927	12/06/2019	W/R	NORTH CENTRAL OHIO ESC	92.25	12/10/2019
086928	12/06/2019	W/R	CONOVER, PAM	95.12	12/10/2019
086929	12/06/2019	W/R	PHONAK LLC	178.99	12/16/2019

Check#	Check Date	Org Sta	Vendor Paid	Check Amount	Status Date
086930	12/06/2019	W/R	QUENCH	39.14	12/13/2019
086931	12/06/2019	W/R	BIGLEY, REBECCA-NON 1099	13.00	12/27/2019
086932	12/06/2019	W/R	RIVERSIDE ASSESSMENTS LLC	592.71	12/16/2019
086933	12/06/2019	W/R	SAM'S CLUB	35.66	12/16/2019
086934	12/06/2019	W/R	THORBURN, SARA	567.00	12/12/2019
086935	12/06/2019	W/R	SCHOOL SPECIALTY INC.	126.48	12/13/2019
086936	12/06/2019	W/R	STANTON SHEET MUSIC	69.85	12/12/2019
086937	12/06/2019	W/R	COFFMAN, STEPHANIE	350.85	12/12/2019
086938	12/06/2019	W/R	THE ESKEN GROUP, LLC	1,935.00	12/13/2019
086939	12/06/2019	W/W	TIME FOR KIDS	64.35	
086940	12/06/2019	W/R	OHIO BUREAU OF CRIMINAL IDENT.	308.75	12/16/2019
086941	12/06/2019	W/R	WILSON LANGUAGE TRAINING	3,200.00	12/13/2019
086942	12/10/2019	W/R	AMAZON.COM/ AMEX	896.43	12/16/2019
086943	12/10/2019	W/R	AMERICAN EXPRESS	400.00	12/16/2019
086944	12/10/2019	W/R	CARDINAL BUS SALES & SERVICE	1,685.33	12/13/2019
086945	12/10/2019	W/R	CDW-G	716.91	12/17/2019
086946	12/10/2019	W/R	COMMERCIAL PARTS & SERVICE	567.13	12/17/2019
086947	12/10/2019	W/W	PATRICK, CYNTHIA	340.00	
086948	12/10/2019	W/R	SPELLING OUT DYSLEXIA	250.00	12/17/2019
086949	12/10/2019	W/R	GRAINGER	255.59	12/13/2019
086950	12/10/2019	W/R	HEALTHCARE BILLING SERVICES	97.02	12/12/2019
086951	12/10/2019	W/R	HOME DEPOT	383.31	12/16/2019
086952	12/10/2019	W/R	J & B ACCOUSTICAL	12.00	12/12/2019
086953	12/10/2019	W/R	HAYES, JAMES	776.28	12/16/2019
086954	12/10/2019	W/R	K B Z ELECTRIC INC.	320.00	12/16/2019
086955	12/10/2019	W/R	LAKESHORE LEARNING MATERIALS	144.96	12/16/2019
086956	12/10/2019	W/R	LESCH BATTERY & POWER	68.19	12/13/2019
086957	12/10/2019	W/R	LEXINGTON BOARD OF ED.	37.00	12/11/2019
086958	12/10/2019	W/R	LOWE'S HOME CENTER	507.59	12/16/2019
086959	12/10/2019	W/R	MENARDS	74.85	12/17/2019
086960	12/10/2019	W/R	GRIST, MICHAEL	153.90	12/18/2019
086961	12/10/2019	W/R	SCHWECHHEIMER, MICHAEL	425.22	12/13/2019
086962	12/10/2019	W/R	MINUTEMAN PRESS	249.42	12/16/2019
086963	12/10/2019	W/R	ACORN DISTRIBUTORS, INC.	140.65	12/16/2019
086964	12/10/2019	W/R	OMEA	900.00	12/23/2019
086965	12/10/2019	W/R	REHABMART.COM	811.54	12/17/2019
086966	12/10/2019	W/R	RICHLAND CO. JUVENILE COURT	3,105.00	12/16/2019
086967	12/10/2019	W/R	SCHMIDT SECURITY	278.50	12/12/2019
086968	12/10/2019	W/R	SCHOOL SPECIALTY INC.	202.93	12/16/2019
086969	12/10/2019	W/R	SHIFFLER EQUIPMENT SALES	542.86	12/13/2019
086970	12/10/2019	W/R	SMITHFOODS, INC	3,397.22	12/18/2019
086971	12/10/2019	W/R	ST FRANCIS DESALES SCHOOL	390.00	12/30/2019
086972	12/10/2019	W/R	STANDARD PLUMBING & HEATING CO	1,165.21	12/16/2019
086973	12/10/2019	W/R	LAMP, SUMMER	18.36	12/17/2019
086974	12/10/2019	W/R	TREASURER, STATE OF OHIO	2,246.80	12/13/2019
086975	12/10/2019	W/R	VILLAGE OF LEXINGTON	23,224.88	12/13/2019
086976	12/10/2019	W/R	VILLAGE OF LEXINGTON	7,973.55	12/16/2019
086977	12/10/2019	W/R	WOLFF BROS. SUPPLY, INC.	322.22	12/13/2019
086978	12/12/2019	W/R	NICKLES BAKERY	816.48	12/18/2019
086979	12/12/2019	W/R	ALL OHIO COUNSELORS CONFERENCE	255.00	12/20/2019
086980	12/12/2019	W/R	BRUNSWICK HIGH SCHOOL	250.00	12/23/2019
086981	12/12/2019	W/W	CENTRAL OHIO SWIMMING ASSOC	120.00	

Check#	Check Date	Org Sta	Vendor Paid	Check Amount	Status Date
086982	12/12/2019	W/R	COLE DISTRIBUTING	649.83	12/17/2019
086983	12/12/2019	W/R	TEACHER LEARNING CENTER	490.00	12/30/2019
086984	12/12/2019	W/R	ESC OF CENTRAL OHIO	375.00	12/19/2019
086985	12/12/2019	W/R	EJ THERAPY	42,320.39	12/30/2019
086986	12/12/2019	W/R	ELZY MILLING & TRADE LTD.	735.00	12/17/2019
086987	12/12/2019	W/R	LAW JENNIFER	60.00	12/16/2019
086988	12/12/2019	W/R	KAHL'S TELECOMMUNICATIONS	40.00	12/16/2019
086989	12/12/2019	W/R	KELL ACE HARDWARE	18.02	12/18/2019
086990	12/12/2019	W/R	KIWANIS INTERNATIONAL	340.00	12/17/2019
086991	12/12/2019	W/R	LEXINGTON AUTO PARTS	1,069.87	12/17/2019
086992	12/12/2019	W/R	NICKOLI, LIBBY	64.95	12/18/2019
086993	12/12/2019	W/R	MANSFIELD CHRISTIAN SCHOOL	100.00	12/20/2019
086994	12/12/2019	W/R	OLECKI, MICHELLE	604.00	12/16/2019
086995	12/12/2019	W/R	CARROLL, RACHEL	600.00	12/16/2019
086996	12/12/2019	W/R	ROBOTICS EDUCATION &	195.00	12/17/2019
086997	12/12/2019	W/R	SCHOOL HEALTH CORP.	192.39	12/19/2019
086998	12/12/2019	W/R	SMETZ'S TIRE SERVICE CENTER	120.06	12/18/2019
086999	12/12/2019	W/R	STOODTS MARKET	82.40	12/23/2019
087000	12/12/2019	W/W	OHIO STATE UNIVERSITY	10,000.00	
087001	12/12/2019	W/R	UNITY SCHOOL BUS PARTS	116.62	12/19/2019
087002	12/12/2019	W/R	WESTBROOK COUNTRY CLUB	4,560.29	12/17/2019
087003	12/12/2019	W/R	WILSON LANGUAGE TRAINING	171.28	12/18/2019
087004	12/17/2019	W/R	AWARDSMITH	31.50	12/26/2019
087005	12/17/2019	W/R	BRIDGEWAY ACADEMY	1,470.00	12/30/2019
087006	12/17/2019	W/R	CALVERT LEARNING	7,284.00	12/24/2019
087007	12/17/2019	W/R	CDW-G	753.00	12/24/2019
087008	12/17/2019	W/R	CICI'S PIZZA	82.91	12/23/2019
087009	12/17/2019	W/R	COWLES, CINDY	1,068.48	12/24/2019
087010	12/17/2019	W/W	SPELLING OUT DYSLEXIA	250.00	
087011	12/17/2019	W/W	GRADY ENTERPRISES, INC.	1,119.72	
087012	12/17/2019	W/R	HAYES, JAMES	776.28	12/23/2019
087013	12/17/2019	W/R	JOHNNY JOHNSON SPORTS	457.75	12/23/2019
087014	12/17/2019	W/R	HEIMANN, KAYLA	80.60	12/19/2019
087015	12/17/2019	W/R	DEVITO, MARSHA	237.50	12/24/2019
087016	12/17/2019	W/R	MID-OHIO AUTO REPAIR	186.25	12/23/2019
087017	12/17/2019	W/R	STAPLES, MITCHELL L	380.00	12/31/2019
087018	12/17/2019	W/W	MyPro Apparel, LLC	75.00	
087019	12/17/2019	W/V	NATIONAL SCIENCE TEACHERS	195.00	12/17/2019
087020	12/17/2019	W/V	NATIONAL COUNCIL OF	360.00	12/17/2019
087021	12/17/2019	W/R	NCOC	1,233.00	12/31/2019
087022	12/17/2019	W/R	OHIO DEPART. OF JOB & FAMILY	84.06	12/31/2019
087023	12/17/2019	W/R	RENHILL GROUP, INC.	14,511.76	12/23/2019
087024	12/17/2019	W/W	RICHLAND ASTRONOMICAL SOCIETY	100.00	
087025	12/17/2019	W/W	ROBOTICS EDUCATION &	150.00	
087026	12/17/2019	W/R	SHERWIN-WILLIAMS	52.56	12/24/2019
087027	12/17/2019	W/R	TRANSPORTATION ACCESSORIES CO.	154.10	12/24/2019
087028	12/17/2019	W/R	UPS STORE	72.58	12/27/2019
087029	12/19/2019	W/R	CDW-G	5,981.42	12/27/2019
087030	12/19/2019	W/R	DRC/CTB	1,161.00	12/26/2019
087031	12/19/2019	W/R	FAST EDDIES	100.80	12/24/2019
087032	12/19/2019	W/R	HD SUPPLY FACILITIES	262.65	12/26/2019
087033	12/19/2019	W/R	J & B ACCOUSTICAL	1,865.00	12/23/2019

Check#	Check Date	Org Sta	Vendor Paid	Check Amount	Status Date
087034	12/19/2019	W/W	MEYER, JEFF	50.00	
087035	12/19/2019	W/W	BERRY, JENNIFER	1,200.00	
087036	12/19/2019	W/R	KROGER COMPANY	150.25	12/24/2019
087037	12/19/2019	W/R	LEARNING ALLY INC	135.00	12/26/2019
087038	12/19/2019	W/R	LEPPERT MACHINE CO INC	67.00	12/26/2019
087039	12/19/2019	W/R	MID-OHIO ED. SERVICE CENTER	1,042.50	12/23/2019
087040	12/19/2019	W/W	NORWALK HIGH SCHOOL	160.00	
087041	12/19/2019	W/R	OHIO.NET INTERNET PROVIDERS	458.08	12/27/2019
087042	12/19/2019	W/W	RUMPKE	1,043.79	
087043	12/19/2019	W/R	SCHMIDT SECURITY	64.00	12/26/2019
087044	12/19/2019	W/R	SHARE CORPORATION	737.43	12/30/2019
087045	12/19/2019	W/R	SIEMENS INDUSTRY, INC.	4,322.22	12/26/2019
087046	12/19/2019	W/R	STANDARD PLUMBING & HEATING CO	3,152.71	12/30/2019
087047	12/19/2019	W/W	TREASURER, STATE OF OHIO	50.00	
087048	12/19/2019	W/R	WOLFF BROS. SUPPLY, INC.	642.95	12/24/2019
087049	12/23/2019	W/W	BADERTSCHER, AMANDA	40.00	
087050	12/23/2019	W/R	CBIZ BENEFITS & INSURANCE	2,750.00	12/31/2019
087051	12/23/2019	W/W	HAYES, JAMES	776.28	
087052	12/23/2019	W/W	R.E.M. COMMUNICATIONS, INC.	2,537.00	
087053	12/23/2019	W/W	US BANK	3,649.12	
087054	12/24/2019	W/W	BOWLING GREEN STATE UNIVERSITY	732.50	
087055	12/24/2019	W/W	FAIRFIELD INN & SUITES	2,779.92	
087056	12/30/2019	W/W	AWARDSMITH	612.00	
087057	12/30/2019	W/W	BRICKER & ECKLER LLP	3,844.50	
087058	12/30/2019	W/W	CANTON CITY SCHOOLS	250.00	
087059	12/30/2019	W/W	GLENNON, CHRISTOPHER	250.00	
087060	12/30/2019	W/W	COLE DISTRIBUTING	1,044.58	
087061	12/30/2019	W/W	DISTRICT 9 BASEBALL COACHES	20.00	
087062	12/30/2019	W/W	EAST KNOX LOCAL SCHOOLS	175.00	
087063	12/30/2019	W/W	GALION HIGH SCHOOL (AD)	250.00	
087064	12/30/2019	W/W	GIONINO'S PIZZERIA	162.50	
087065	12/30/2019	W/W	HIGHLAND HIGH SCHOOL (SPARTA)	225.00	
087066	12/30/2019	W/W	CHAMBERS, JAIME	64.00	
087067	12/30/2019	W/W	LAW JENNIFER	22.90	
087068	12/30/2019	W/W	KELL ACE HARDWARE	200.76	
087069	12/30/2019	W/W	DOVE, KELLEY	220.93	
087070	12/30/2019	W/W	DYER, KELLI	237.64	
087071	12/30/2019	W/W	DEVITO, MARSHA	325.00	
087072	12/30/2019	W/W	DAVIS, MICHAEL J	250.00	
087073	12/30/2019	W/W	MID-OHIO AUTO REPAIR	423.19	
087074	12/30/2019	W/W	MID-OHIO ED. SERVICE CENTER	22.00	
087075	12/30/2019	W/W	METCALF, MINDY T	125.00	
087076	12/30/2019	W/W	MCFADDEN, NATHANIEL	1,695.00	
087077	12/30/2019	W/W	OHIO HEALTH CONSORTIUM, INC.	59.00	
087078	12/30/2019	W/W	OHIO SCHOOL BD. ASSOC.	6,101.00	
087079	12/30/2019	W/W	ONTARIO ATHLETIC DEPT.	150.00	
087080	12/30/2019	W/W	RENHILL GROUP, INC.	14,232.17	
087081	12/30/2019	W/W	SAM'S CLUB	324.62	
087082	12/30/2019	W/W	THE CENTER FOR INDIVIDUAL &	274.50	
087083	12/30/2019	W/W	UNIVERSITY OF CINCINNATI	1,000.00	
087084	12/30/2019	W/W	WAL-MART DISCOUNT CITIES	121.86	
087085	12/30/2019	W/W	CenturyLink	843.51	

Date: 1/09/2020

C H E C K R E G I S T E R
Processing Month: December 2019
LEXINGTON LOCAL SCHOOLS

Page: 5
(CHKREG)

Check#	Check Date	Org Sta	Vendor Paid	Check Amount	Status Date
087086	12/30/2019	W/W	COLUMBIA GAS OF OHIO	1,269.22	
087087	12/30/2019	W/W	VERIZON WIRELESS	590.11	
087088	12/31/2019	W/W	BADERTSCHER, AMANDA	75.00	
087089	12/31/2019	W/W	LEXINGTON ATHLETIC DEPT.	4,480.00	
691431	12/05/2019	C/R	LEXINGTON SCHOOLS - PAYROLL	588,526.50	12/31/2019
691432	12/04/2019	M/M	MEMO-S.E.R.S.	2,785.73	
691433	12/04/2019	M/M	MEMO-S.T.R.S.	7,594.66	
691434	12/05/2019	M/M	OHIO BUREAU OF WORKERS'	64,880.00	
691435	12/20/2019	C/R	LEXINGTON SCHOOLS - PAYROLL	592,532.37	12/31/2019
691436	12/12/2019	M/M	LEXINGTON SCHOOLS - PAYROLL	15,933.84	
691437	12/12/2019	M/M	ANTHEM BENEFIT SERVICES	376,072.23	
691438	12/12/2019	M/M	MEMO-S.E.R.S.	2,800.92	
691439	12/12/2019	M/M	MEMO-S.T.R.S.	7,717.86	
691440	12/10/2019	M/M	GORDON FOOD SERVICE	14,191.32	
691442	12/31/2019	M/M	MEMO-MID OHIO ESC	4,611.16	
691443	12/31/2019	M/M	MEMO-S.E.R.S.	45,500.00	
691444	12/31/2019	M/M	MEMO-S.T.R.S.	123,532.00	
Total Checks Issued				\$ 2,122,203.12	

DATE: 01/09/2020
TIME: 09:12

LEXINGTON LOCAL SCHOOLS
TRANS. BY FUND/RCPT, ALL FUNDS
DATES 12/01/2019 THRU 12/31/2019
SORTED BY TRANSACTION DATE

PAGE: 1
(RECLED)

TRANS NO	ITEM NO	TRANS DATE	STS DESCRIPTION OR SOURCE	TI	FUND	RCPT	SPCC	SUBJ	OPU	TRANS AMOUNT
074587	0001	12/09/2019	A Preschool tuition	03	001	1211	0000	000000	500	610.00
074594	0001	12/11/2019	A Preschool tuition	03	001	1211	0000	000000	500	850.00
074596	0001	12/12/2019	A Preschool tuition	03	001	1211	0000	000000	500	100.00
074598	0001	12/13/2019	A Tuition pymt	03	001	1211	0000	000000	000	4,400.76
074602	0001	12/13/2019	A Preschool tuition	03	001	1211	0000	000000	500	200.00
074615	0001	12/17/2019	A Preschool tuition	03	001	1211	0000	000000	500	200.00
074616	0001	12/19/2019	A Preschool tuition	03	001	1211	0000	000000	500	300.00
074621	0001	12/27/2019	A Preschool tuition	03	001	1211	0000	000000	500	100.00
RCPT CODE SUB-TOTAL:										6,760.76
074580	0015	12/13/2019	A Open Enrollment Revenue	03	001	1227	0000	000000	000	200.67
074640	0015	12/27/2019	A Open Enrollment Revenue	03	001	1227	0000	000000	000	200.67
RCPT CODE SUB-TOTAL:										401.34
074641	0001	12/31/2019	A Richland Bank Interest	03	001	1410	0000	000000	000	18,357.97
RCPT CODE SUB-TOTAL:										18,357.97
074568	0001	12/02/2019	A School fees	03	001	1740	0000	000000	300	30.00
074625	0001	12/27/2019	A HS Fees - Pay For It	03	001	1740	0000	000000	100	20.00
074625	0002	12/27/2019	A Central Fees - Pay For It	03	001	1740	0000	000000	400	0.00
074625	0003	12/27/2019	A Jr High Fees - Pay For It	03	001	1740	0000	000000	400	0.00
074625	0004	12/27/2019	A Eastern Fees - Pay For It	03	001	1740	0000	000000	400	30.00
074625	0005	12/27/2019	A Western Fees - Pay For It	03	001	1740	0000	000000	400	60.00
RCPT CODE SUB-TOTAL:										140.00
074620	0001	12/27/2019	A Tax Abatement - Pine Ridge	03	001	1880	0000	000000	000	2,470.00
RCPT CODE SUB-TOTAL:										2,470.00
074639	0004	12/11/2019	A Jury Duty pymt - M. Smith	03	001	1890	0000	000000	000	30.00
074618	0002	12/19/2019	A Ash University - field exp	03	001	1890	0000	000000	000	160.00
RCPT CODE SUB-TOTAL:										190.00
074580	0001	12/13/2019	A Opportunity Grant	03	001	3110	0000	000000	000	307,988.05
074580	0002	12/13/2019	A Targeted Assistance	03	001	3110	0000	000000	000	32,892.64
074580	0003	12/13/2019	A K-3 Literacy Funding	03	001	3110	0000	000000	000	5,948.56
074580	0005	12/13/2019	A Limited English Prof Funding	03	001	3110	0000	000000	000	122.71
074580	0006	12/13/2019	A Gifted Education Funding	03	001	3110	0000	000000	000	5,092.68
074580	0007	12/13/2019	A Transportation	03	001	3110	0000	000000	000	22,763.69

STATUS (STS) CODES:

A-RECEIPT B-REFUND OF RECEIPT V-VOID REFUND OF RECEIPT X-REDUCTION OF EXPENDITURE
C-APPROPRIATION OR BUDGET MODIFICATIONS D-EXPENSE/SUPPLIES DISTRIBUTION F-FUND TO FUND TRANSFER

DATE: 01/09/2020
 TIME: 09:12

LEXINGTON LOCAL SCHOOLS
 TRANS. BY FUND/RCPT, ALL FUNDS
 DATES 12/01/2019 THRU 12/31/2019
 SORTED BY TRANSACTION DATE

PAGE: 2
 (RECLEED)

TRANS NO	ITEM NO	TRANS DATE	STS DESCRIPTION OR SOURCE	TI	FUND	RCPT	SPCC	SUBJ	OPU	TRANS AMOUNT
074580	0008	12/13/2019	A Special Education Funding	03	001	3110	0000	000000	000	50,084.00
074580	0009	12/13/2019	A Graduation Bonus	03	001	3110	0000	000000	000	1,658.97
074580	0010	12/13/2019	A Third Grade Reading Bonus	03	001	3110	0000	000000	000	994.42
074580	0012	12/13/2019	A Enrollment Growth Supplement	03	001	3110	0000	000000	000	345.06
074580	0013	12/13/2019	A Preschool Special Educ Funding	03	001	3110	0000	000000	000	15,017.90
074580	0014	12/13/2019	A Special Educ Transportation	03	001	3110	0000	000000	000	2,021.19
074580	0023	12/13/2019	A JV02 FY2019 Final #2 Adjust	03	001	3110	0000	000000	000	1,637.12-
074640	0001	12/27/2019	A Opportunity Grant	03	001	3110	0000	000000	000	307,988.04
074640	0002	12/27/2019	A Targeted Assistance	03	001	3110	0000	000000	000	32,892.64
074640	0003	12/27/2019	A K-3 Literacy Funding	03	001	3110	0000	000000	000	5,948.56
074640	0005	12/27/2019	A Limited English Prof Funding	03	001	3110	0000	000000	000	122.71
074640	0006	12/27/2019	A Gifted Education Funding	03	001	3110	0000	000000	000	5,092.68
074640	0007	12/27/2019	A Transportation	03	001	3110	0000	000000	000	22,763.69
074640	0008	12/27/2019	A Special Education Funding	03	001	3110	0000	000000	000	50,084.00
074640	0009	12/27/2019	A Graduation Bonus	03	001	3110	0000	000000	000	1,658.97
074640	0010	12/27/2019	A Third Grade Reading Bonus	03	001	3110	0000	000000	000	994.42
074640	0012	12/27/2019	A Enrollment Growth Supplement	03	001	3110	0000	000000	000	345.05
074640	0013	12/27/2019	A Preschool Special Educ Funding	03	001	3110	0000	000000	000	8,631.74
074640	0014	12/27/2019	A Special Educ Transportation	03	001	3110	0000	000000	000	2,021.19
074640	0023	12/27/2019	A JV02 FY2019 Final #2 Adjust	03	001	3110	0000	000000	000	1,637.12-
RCPT CODE SUB-TOTAL:										880,199.32
074643	0001	12/02/2019	A RB for Real Estate - Richland	03	001	3131	0000	000000	000	350.56
074643	0002	12/02/2019	A RB for Emergency Levy -Richlan	03	001	3131	0000	000000	000	252.12
074643	0004	12/02/2019	A 2 1/2 HMRB Real Est-Richland	03	001	3131	0000	000000	000	49.73
074643	0005	12/02/2019	A 2 1/2 HMRB Emerg Levy-Richland	03	001	3131	0000	000000	000	35.77
074643	0007	12/02/2019	A RB for Real Estate - Morrow	03	001	3131	0000	000000	000	1,154.21
074643	0008	12/02/2019	A RB for Emergency Levy - Morrow	03	001	3131	0000	000000	000	830.08
074643	0010	12/02/2019	A 2 1/2 HMRB Real Est - Morrow	03	001	3131	0000	000000	000	204.33
074643	0011	12/02/2019	A 2 1/2 HMRB Real Est - Morrow	03	001	3131	0000	000000	000	146.95
RCPT CODE SUB-TOTAL:										3,023.75
074580	0004	12/13/2019	A Economic Disadvanted Funding	03	001	3211	0000	000000	000	2,384.00
074640	0004	12/27/2019	A Economic Disadvanted Funding	03	001	3211	0000	000000	000	2,384.00
RCPT CODE SUB-TOTAL:										4,768.00
074580	0011	12/13/2019	A Career Tech Education Funding	03	001	3219	0000	000000	000	717.70
074640	0011	12/27/2019	A Career Tech Education Funding	03	001	3219	0000	000000	000	717.70
RCPT CODE SUB-TOTAL:										1,435.40

STATUS (STS) CODES:

A-RECEIPT B-REFUND OF RECEIPT V-VOID REFUND OF RECEIPT X-REDUCTION OF EXPENDITURE
 C-APPROPRIATION OR BUDGET MODIFICATIONS D-EXPENSE/SUPPLIES DISTRIBUTION F-FUND TO FUND TRANSFER

15

DATE: 01/09/2020
TIME: 09:12

LEXINGTON LOCAL SCHOOLS
TRANS. BY FUND/RCPT, ALL FUNDS
DATES 12/01/2019 THRU 12/31/2019
SORTED BY TRANSACTION DATE

PAGE: 3
(RECLEED)

TRANS NO	ITEM NO	TRANS DATE	STS	DESCRIPTION OR SOURCE	TI	FUND	RCPT	SPCC	SUBJ	OPU	TRANS AMOUNT
074626	0001	12/31/2019	A	MEDICAID Recd -12/27	03	001	3300	0000	000000	000	1,027.73
074626	0002	12/31/2019	A	MEDICAID Recd 12/12	03	001	3300	0000	000000	000	4,334.99
074626	0003	12/31/2019	A	MEDICAID Recd 12/5	03	001	3300	0000	000000	000	108.33
RCPT CODE SUB-TOTAL:											5,471.05
FUND CODE SUB-TOTAL:											923,217.59
074643	0003	12/02/2019	A	RB for PI Levy - Richland	03	003	3131	0000	000000	000	31.04
074643	0006	12/02/2019	A	2 1/2 HMRB PI Levy-Richland	03	003	3131	0000	000000	000	4.40
074643	0009	12/02/2019	A	RB for PI Levy - Morrow	03	003	3131	0000	000000	000	102.19
074643	0012	12/02/2019	A	2 1/2 HMRB PI Levy - Morrow	03	003	3131	0000	000000	000	18.09
RCPT CODE SUB-TOTAL:											155.72
FUND CODE SUB-TOTAL:											155.72
074641	0006	12/31/2019	A	LFI Fund	03	004	1410	0000	000000	000	6,068.25
RCPT CODE SUB-TOTAL:											6,068.25
FUND CODE SUB-TOTAL:											6,068.25
074641	0004	12/31/2019	A	Richland Bank Interest	03	006	1410	0000	000000	000	0.00
RCPT CODE SUB-TOTAL:											0.00
074578	0026	12/06/2019	A	HS Breakfast	03	006	1511	0000	000000	100	29.35
074578	0027	12/06/2019	A	Jr. Hi Breakfast	03	006	1511	0000	000000	200	7.50
074578	0028	12/06/2019	A	Eastern Breakfast	03	006	1511	0000	000000	300	72.45
074578	0029	12/06/2019	A	Central Breakfast	03	006	1511	0000	000000	400	95.80
074578	0030	12/06/2019	A	Western Breakfast	03	006	1511	0000	000000	500	90.30
074603	0026	12/13/2019	A	HS Breakfast	03	006	1511	0000	000000	100	23.20
074603	0027	12/13/2019	A	Jr. Hi Breakfast	03	006	1511	0000	000000	200	9.25
074603	0028	12/13/2019	A	Eastern Breakfast	03	006	1511	0000	000000	300	86.70
074603	0029	12/13/2019	A	Central Breakfast	03	006	1511	0000	000000	400	100.50
074603	0030	12/13/2019	A	Western Breakfast	03	006	1511	0000	000000	500	78.35
074628	0026	12/20/2019	A	HS Breakfast	03	006	1511	0000	000000	100	18.25
074628	0027	12/20/2019	A	Jr. Hi Breakfast	03	006	1511	0000	000000	200	3.75
074628	0028	12/20/2019	A	Eastern Breakfast	03	006	1511	0000	000000	300	30.30
074628	0029	12/20/2019	A	Central Breakfast	03	006	1511	0000	000000	400	52.20

STATUS (STS) CODES:

A-RECEIPT B-REFUND OF RECEIPT V-VOID REFUND OF RECEIPT X-REDUCTION OF EXPENDITURE
C-APPROPRIATION OR BUDGET MODIFICATIONS D-EXPENSE/SUPPLIES DISTRIBUTION F-FUND TO FUND TRANSFER

DATE: 01/09/2020
TIME: 09:12

LEXINGTON LOCAL SCHOOLS
TRANS. BY FUND/RCPT, ALL FUNDS
DATES 12/01/2019 THRU 12/31/2019
SORTED BY TRANSACTION DATE

PAGE: 4
(RECLD)

TRANS NO	ITEM NO	TRANS DATE	STS DESCRIPTION OR SOURCE	TI	FUND	RCPT	SPCC	SUBJ	OPU	TRANS AMOUNT
074628	0030	12/20/2019	A Western Breakfast	03	006	1511	0000	000000	500	35.80
RCPT CODE SUB-TOTAL:										733.70
074578	0001	12/06/2019	A HS Stu. Type A	03	006	1512	0000	000000	100	2,320.90
074578	0005	12/06/2019	A HS ROA Stu. Type A	03	006	1512	0000	000000	100	788.65-
074578	0006	12/06/2019	A Jr Hi Stu. Type A	03	006	1512	0000	000000	200	1,121.15
074578	0010	12/06/2019	A Jr. Hi ROA Stu Type A	03	006	1512	0000	000000	200	945.42-
074578	0011	12/06/2019	A Eastern Stu. Type A	03	006	1512	0000	000000	300	1,289.55
074578	0015	12/06/2019	A Eastern ROA Stu. Type A	03	006	1512	0000	000000	300	984.26-
074578	0016	12/06/2019	A Central Stu. Type A	03	006	1512	0000	000000	400	1,303.80
074578	0020	12/06/2019	A Central ROA Stu. Type A	03	006	1512	0000	000000	400	727.55-
074578	0021	12/06/2019	A Western Stu. Type A	03	006	1512	0000	000000	500	899.05
074578	0025	12/06/2019	A Western ROA Stu. Type A	03	006	1512	0000	000000	500	871.95-
074603	0001	12/13/2019	A HS Stu. Type A	03	006	1512	0000	000000	100	2,337.50
074603	0005	12/13/2019	A HS ROA Stu. Type A	03	006	1512	0000	000000	100	1,572.75-
074603	0006	12/13/2019	A Jr Hi Stu. Type A	03	006	1512	0000	000000	200	1,120.45
074603	0010	12/13/2019	A Jr. Hi ROA Stu Type A	03	006	1512	0000	000000	200	701.50-
074603	0011	12/13/2019	A Eastern Stu. Type A	03	006	1512	0000	000000	300	1,328.85
074603	0015	12/13/2019	A Eastern ROA Stu. Type A	03	006	1512	0000	000000	300	755.20-
074603	0016	12/13/2019	A Central Stu. Type A	03	006	1512	0000	000000	400	1,299.50
074603	0020	12/13/2019	A Central ROA Stu. Type A	03	006	1512	0000	000000	400	825.19-
074603	0021	12/13/2019	A Western Stu. Type A	03	006	1512	0000	000000	500	800.80
074603	0025	12/13/2019	A Western ROA Stu. Type A	03	006	1512	0000	000000	500	490.10-
074628	0001	12/20/2019	A HS Stu. Type A	03	006	1512	0000	000000	100	2,318.50
074628	0005	12/20/2019	A HS ROA Stu. Type A	03	006	1512	0000	000000	100	1,099.07-
074628	0006	12/20/2019	A Jr Hi Stu. Type A	03	006	1512	0000	000000	200	1,145.55
074628	0010	12/20/2019	A Jr. Hi ROA Stu Type A	03	006	1512	0000	000000	200	967.90-
074628	0011	12/20/2019	A Eastern Stu. Type A	03	006	1512	0000	000000	300	1,362.25
074628	0015	12/20/2019	A Eastern ROA Stu. Type A	03	006	1512	0000	000000	300	957.40-
074628	0016	12/20/2019	A Central Stu. Type A	03	006	1512	0000	000000	400	1,273.25
074628	0020	12/20/2019	A Central ROA Stu. Type A	03	006	1512	0000	000000	400	932.65-
074628	0021	12/20/2019	A Western Stu. Type A	03	006	1512	0000	000000	500	839.70
074628	0025	12/20/2019	A Western ROA Stu. Type A	03	006	1512	0000	000000	500	624.10-
074625	0006	12/27/2019	A HS Lunch - Pay For It	03	006	1512	0000	000000	100	4,492.40
074625	0007	12/27/2019	A Jr High Lunch - Pay For It	03	006	1512	0000	000000	200	2,011.70
074625	0008	12/27/2019	A Eastern Lunch - Pay For It	03	006	1512	0000	000000	300	2,085.05
074625	0009	12/27/2019	A Central Lunch - Pay For It	03	006	1512	0000	000000	400	2,028.65
074625	0010	12/27/2019	A Western Lunch - Pay For It	03	006	1512	0000	000000	500	1,685.50
RCPT CODE SUB-TOTAL:										19,820.41
074578	0003	12/06/2019	A HS Stu. Ala Carte	03	006	1513	0000	000000	100	1,081.95
074578	0008	12/06/2019	A Jr. Hi Stu. Ala Carte	03	006	1513	0000	000000	200	413.75

STATUS (STS) CODES:

A-RECEIPT B-REFUND OF RECEIPT V-VOID REFUND OF RECEIPT X-REDUCTION OF EXPENDITURE
C-APPROPRIATION OR BUDGET MODIFICATIONS D-EXPENSE/SUPPLIES DISTRIBUTION F-FUND TO FUND TRANSFER

DATE: 01/09/2020
 TIME: 09:12

LEXINGTON LOCAL SCHOOLS
 TRANS. BY FUND/RCPT, ALL FUNDS
 DATES 12/01/2019 THRU 12/31/2019
 SORTED BY TRANSACTION DATE

PAGE: 5
 (RECLED)

TRANS NO	ITEM NO	TRANS DATE	STS DESCRIPTION OR SOURCE	TI FUND RCPT	SPCC SUBJ	OPU	TRANS AMOUNT
074578	0013	12/06/2019	A Eastern Stu. Ala Carte	03 006	1513 0000	000000 300	231.50
074578	0018	12/06/2019	A Central Stu. Ala Carte	03 006	1513 0000	000000 400	167.75
074578	0023	12/06/2019	A Western Stu. Ala Carte	03 006	1513 0000	000000 500	106.75
074603	0003	12/13/2019	A HS Stu. Ala Carte	03 006	1513 0000	000000 100	1,217.65
074603	0008	12/13/2019	A Jr. Hi Stu. Ala Carte	03 006	1513 0000	000000 200	316.55
074603	0013	12/13/2019	A Eastern Stu. Ala Carte	03 006	1513 0000	000000 300	261.35
074603	0018	12/13/2019	A Central Stu. Ala Carte	03 006	1513 0000	000000 400	154.75
074603	0023	12/13/2019	A Western Stu. Ala Carte	03 006	1513 0000	000000 500	97.50
074628	0003	12/20/2019	A HS Stu. Ala Carte	03 006	1513 0000	000000 100	1,188.58
074628	0008	12/20/2019	A Jr. Hi Stu. Ala Carte	03 006	1513 0000	000000 200	320.85
074628	0013	12/20/2019	A Eastern Stu. Ala Carte	03 006	1513 0000	000000 300	259.55
074628	0018	12/20/2019	A Central Stu. Ala Carte	03 006	1513 0000	000000 400	135.00
074628	0023	12/20/2019	A Western Stu. Ala Carte	03 006	1513 0000	000000 500	93.50
RCPT CODE SUB-TOTAL:							6,046.98
074578	0002	12/06/2019	A HS Stu. Milk	03 006	1514 0000	000000 100	12.50
074578	0007	12/06/2019	A Jr. Hi. Stu Milk	03 006	1514 0000	000000 200	5.50
074578	0012	12/06/2019	A Eastern Stu. Milk	03 006	1514 0000	000000 300	5.00
074578	0017	12/06/2019	A Central Stu. Milk	03 006	1514 0000	000000 400	13.50
074578	0022	12/06/2019	A Western Stu. Milk	03 006	1514 0000	000000 500	18.50
074603	0002	12/13/2019	A HS Stu. Milk	03 006	1514 0000	000000 100	17.00
074603	0007	12/13/2019	A Jr. Hi. Stu Milk	03 006	1514 0000	000000 200	6.00
074603	0012	12/13/2019	A Eastern Stu. Milk	03 006	1514 0000	000000 300	4.00
074603	0017	12/13/2019	A Central Stu. Milk	03 006	1514 0000	000000 400	15.00
074603	0022	12/13/2019	A Western Stu. Milk	03 006	1514 0000	000000 500	27.00
074628	0002	12/20/2019	A HS Stu. Milk	03 006	1514 0000	000000 100	17.50
074628	0007	12/20/2019	A Jr. Hi. Stu Milk	03 006	1514 0000	000000 200	5.00
074628	0012	12/20/2019	A Eastern Stu. Milk	03 006	1514 0000	000000 300	5.00
074628	0017	12/20/2019	A Central Stu. Milk	03 006	1514 0000	000000 400	13.00
074628	0022	12/20/2019	A Western Stu. Milk	03 006	1514 0000	000000 500	21.00
RCPT CODE SUB-TOTAL:							185.50
074578	0004	12/06/2019	A HS Adult Ala Carte	03 006	1523 0000	000000 100	158.25
074578	0009	12/06/2019	A Jr. Hi Adult Ala Carte	03 006	1523 0000	000000 200	39.25
074578	0014	12/06/2019	A Eastern Adult Ala Carte	03 006	1523 0000	000000 300	32.50
074578	0019	12/06/2019	A Central Adult Ala Carte	03 006	1523 0000	000000 400	26.00
074578	0024	12/06/2019	A Western Adult Ala Carte	03 006	1523 0000	000000 500	20.75
074603	0004	12/13/2019	A HS Adult Ala Carte	03 006	1523 0000	000000 100	166.80
074603	0009	12/13/2019	A Jr. Hi Adult Ala Carte	03 006	1523 0000	000000 200	38.75
074603	0014	12/13/2019	A Eastern Adult Ala Carte	03 006	1523 0000	000000 300	35.00
074603	0019	12/13/2019	A Central Adult Ala Carte	03 006	1523 0000	000000 400	33.25
074603	0024	12/13/2019	A Western Adult Ala Carte	03 006	1523 0000	000000 500	22.75

STATUS (STS) CODES:

A-RECEIPT B-REFUND OF RECEIPT V-VOID REFUND OF RECEIPT X-REDUCTION OF EXPENDITURE
 C-APPROPRIATION OR BUDGET MODIFICATIONS D-EXPENSE/SUPPLIES DISTRIBUTION F-FUND TO FUND TRANSFER

DATE: 01/09/2020
TIME: 09:12

LEXINGTON LOCAL SCHOOLS
TRANS. BY FUND/RCPT, ALL FUNDS
DATES 12/01/2019 THRU 12/31/2019
SORTED BY TRANSACTION DATE

PAGE: 6
(RECLED)

TRANS NO	ITEM NO	TRANS DATE	STS DESCRIPTION OR SOURCE	TI	FUND	RCPT	SPCC	SUBJ	OPU	TRANS AMOUNT
074628	0004	12/20/2019	A HS Adult Ala Carte	03	006	1523	0000	000000	100	205.75
074628	0009	12/20/2019	A Jr. Hi Adult Ala Carte	03	006	1523	0000	000000	200	21.25
074628	0014	12/20/2019	A Eastern Adult Ala Carte	03	006	1523	0000	000000	300	52.25
074628	0019	12/20/2019	A Central Adult Ala Carte	03	006	1523	0000	000000	400	32.50
074628	0024	12/20/2019	A Western Adult Ala Carte	03	006	1523	0000	000000	500	34.25
RCPT CODE SUB-TOTAL:										919.30
074644	0001	12/31/2019	A Federal Reimb Lunch High	03	006	4120	0000	000000	100	6,637.38
074644	0002	12/31/2019	A Federal Reimb Lunch Jr High	03	006	4120	0000	000000	200	5,085.96
074644	0003	12/31/2019	A Federal Reimb Lunch Central	03	006	4120	0000	000000	400	6,431.34
074644	0004	12/31/2019	A Federal Reimb Lunch East	03	006	4120	0000	000000	300	6,874.16
074644	0005	12/31/2019	A Federal Reimb Lunch Western	03	006	4120	0000	000000	500	4,100.73
074644	0006	12/31/2019	A Fed Reimb Breakfast - High	03	006	4120	0000	000000	100	400.66
074644	0007	12/31/2019	A Federal Reimb Breakfast - Jr H	03	006	4120	0000	000000	200	103.02
074644	0008	12/31/2019	A Federal Reimb Break - Central	03	006	4120	0000	000000	400	1,177.17
074644	0009	12/31/2019	A Federal Reimb Break - East	03	006	4120	0000	000000	300	1,194.90
074644	0010	12/31/2019	A Federal Reimb Break - Western	03	006	4120	0000	000000	500	906.18
074644	0011	12/31/2019	A Preschool Milk - Western	03	006	4120	1280	000000	500	54.54
RCPT CODE SUB-TOTAL:										32,966.04
FUND CODE SUB-TOTAL:										60,671.93
074641	0005	12/31/2019	A Richland Bank Int - Minutemen	03	007	1410	9100	000000	000	208.20
RCPT CODE SUB-TOTAL:										208.20
074608	0001	12/16/2019	A Kilgore Donation	03	007	1820	9100	000000	000	105,000.00
RCPT CODE SUB-TOTAL:										105,000.00
FUND CODE SUB-TOTAL:										105,208.20
074641	0003	12/31/2019	A Richland Bank Int - McCammon	03	007	1410	9800	000000	000	21.01
RCPT CODE SUB-TOTAL:										21.01
FUND CODE SUB-TOTAL:										21.01
074641	0007	12/31/2019	A Classroom Facilities Fund	03	010	1410	0000	000000	000	24,937.99

STATUS (STS) CODES:

A-RECEIPT B-REFUND OF RECEIPT V-VOID REFUND OF RECEIPT X-REDUCTION OF EXPENDITURE
C-APPROPRIATION OR BUDGET MODIFICATIONS D-EXPENSE/SUPPLIES DISTRIBUTION F-FUND TO FUND TRANSFER

DATE: 01/09/2020
TIME: 09:12

LEXINGTON LOCAL SCHOOLS
TRANS. BY FUND/RCPT, ALL FUNDS
DATES 12/01/2019 THRU 12/31/2019
SORTED BY TRANSACTION DATE

PAGE: 7
(RECLD)

TRANS NO	ITEM NO	TRANS DATE	STS DESCRIPTION OR SOURCE	TI	FUND	RCPT	SPCC	SUBJ	OPU	TRANS AMOUNT
RCPT CODE SUB-TOTAL:										24,937.99
FUND CODE SUB-TOTAL:										24,937.99
074583	0001	12/06/2019	A MD Coffee service	03	018	1690	9100	000000	000	39.50
074592	0001	12/11/2019	A AP Exams	03	018	1690	9100	000000	000	40.00
074604	0001	12/16/2019	A MD Coffee service	03	018	1690	9100	000000	000	34.46
RCPT CODE SUB-TOTAL:										113.96
FUND CODE SUB-TOTAL:										113.96
074610	0001	12/16/2019	A Money raised for fieldtrip	03	018	1690	9300	000000	000	587.94
RCPT CODE SUB-TOTAL:										587.94
FUND CODE SUB-TOTAL:										587.94
074571	0001	12/04/2019	A Kroger donation	03	018	1630	9400	000000	000	233.32
074614	0001	12/17/2019	A Donation for Military Kids pro	03	018	1630	9400	000000	000	300.00
RCPT CODE SUB-TOTAL:										533.32
FUND CODE SUB-TOTAL:										533.32
074585	0001	12/06/2019	A Library fine	03	018	1890	9401	000000	000	5.00
074590	0001	12/10/2019	A Library fine	03	018	1890	9401	000000	000	4.46
074601	0001	12/13/2019	A Library fines	03	018	1890	9401	000000	000	16.00
074613	0001	12/16/2019	A Library fine	03	018	1890	9401	000000	000	10.00
RCPT CODE SUB-TOTAL:										35.46
FUND CODE SUB-TOTAL:										35.46
074586	0001	12/09/2019	A Kroger commission	03	018	1630	9500	000000	000	382.02
RCPT CODE SUB-TOTAL:										382.02
FUND CODE SUB-TOTAL:										382.02

STATUS (STS) CODES:

A-RECEIPT B-REFUND OF RECEIPT V-VOID REFUND OF RECEIPT X-REDUCTION OF EXPENDITURE
C-APPROPRIATION OR BUDGET MODIFICATIONS D-EXPENSE/SUPPLIES DISTRIBUTION F-FUND TO FUND TRANSFER

DATE: 01/09/2020
TIME: 09:12

LEXINGTON LOCAL SCHOOLS
TRANS. BY FUND/RCPT, ALL FUNDS
DATES 12/01/2019 THRU 12/31/2019
SORTED BY TRANSACTION DATE

PAGE: 8
(RECLED)

TRANS NO	ITEM NO	TRANS DATE	STS	DESCRIPTION OR SOURCE	TI	FUND	RCPT	SPCC	SUBJ	OPU	TRANS AMOUNT
074590	0002	12/10/2019	A	Candy Cane Sales fundraiser	03	019	1890	9121	000000	000	138.50
074593	0003	12/11/2019	A	PTO Recycling-Central	03	019	1890	9121	000000	000	4.94
074593	0004	12/11/2019	A	Jury Duty pymt - M. Smith	03	019	1890	9121	000000	000	30.00
074638	0003	12/11/2019	A	PTO Recycling-Central	03	019	1890	9121	000000	000	4.94-
074638	0004	12/11/2019	A	Jury Duty pymt - M. Smith	03	019	1890	9121	000000	000	30.00-
074639	0003	12/11/2019	A	PTO Recycling-Central	03	019	1890	9121	000000	000	4.94
074607	0003	12/16/2019	A	PTO Recycling-Central	03	019	1890	9121	000000	000	2.67
RCPT CODE SUB-TOTAL:											146.11
FUND CODE SUB-TOTAL:											146.11
074593	0001	12/11/2019	A	PTO Recycling-Eastern	03	019	1890	9122	000000	000	4.93
074638	0001	12/11/2019	A	PTO Recycling-Eastern	03	019	1890	9122	000000	000	4.93-
074639	0001	12/11/2019	A	PTO Recycling-Eastern	03	019	1890	9122	000000	000	4.93
074607	0001	12/16/2019	A	PTO Recycling-Eastern	03	019	1890	9122	000000	000	2.67
RCPT CODE SUB-TOTAL:											7.60
FUND CODE SUB-TOTAL:											7.60
074593	0002	12/11/2019	A	PTO Recycling-Western	03	019	1890	9123	000000	000	4.94
074638	0002	12/11/2019	A	PTO Recycling-Western	03	019	1890	9123	000000	000	4.94-
074639	0002	12/11/2019	A	PTO Recycling-Western	03	019	1890	9123	000000	000	4.94
074607	0002	12/16/2019	A	PTO Recycling-Western	03	019	1890	9123	000000	000	2.67
RCPT CODE SUB-TOTAL:											7.61
FUND CODE SUB-TOTAL:											7.61
074641	0002	12/31/2019	A	Richland Bank Int. 024	03	024	1410	0000	000000	000	1,746.87
RCPT CODE SUB-TOTAL:											1,746.87
074573	0001	12/04/2019	A	Hauk Dec Cobra	03	024	1872	0000	000000	000	2,006.48
074619	0001	12/27/2019	A	Kentosh Dec ins	03	024	1872	0000	000000	000	196.71
074623	0001	12/27/2019	A	Employees' Premiums	03	024	1872	0000	000000	000	68,019.73
074624	0001	12/27/2019	A	Board's Premiums	03	024	1872	0000	000000	000	376,072.23
RCPT CODE SUB-TOTAL:											446,295.15
FUND CODE SUB-TOTAL:											448,042.02

STATUS (STS) CODES:

A-RECEIPT B-REFUND OF RECEIPT V-VOID REFUND OF RECEIPT X-REDUCTION OF EXPENDITURE
C-APPROPRIATION OR BUDGET MODIFICATIONS D-EXPENSE/SUPPLIES DISTRIBUTION F-FUND TO FUND TRANSFER

DATE: 01/09/2020
TIME: 09:12

LEXINGTON LOCAL SCHOOLS
TRANS. BY FUND/RCPT, ALL FUNDS
DATES 12/01/2019 THRU 12/31/2019
SORTED BY TRANSACTION DATE

PAGE: 9
(RECLEED)

TRANS NO	ITEM NO	TRANS DATE	STS DESCRIPTION OR SOURCE	TI FUND RCPT SPCG SUBJ OPU	TRANS AMOUNT
074584	0002	12/06/2019	A Leo Club dues	03 200 1630 9108 000000 000	70.00
				RCPT CODE SUB-TOTAL:	70.00
074584	0001	12/06/2019	A Leo Club tshirts	03 200 1690 9108 000000 000	40.00
				RCPT CODE SUB-TOTAL:	40.00
				FUND CODE SUB-TOTAL:	110.00
074612	0001	12/16/2019	A Yearbook sales	03 200 1620 9119 000000 000	40.00
				RCPT CODE SUB-TOTAL:	40.00
074575	0001	12/05/2019	A Yearbook Ads	03 200 1690 9119 000000 000	85.00
074591	0001	12/11/2019	A Yearbook Ads	03 200 1690 9119 000000 000	200.00
074611	0001	12/16/2019	A Yearbook ad sales	03 200 1690 9119 000000 000	160.00
				RCPT CODE SUB-TOTAL:	445.00
				FUND CODE SUB-TOTAL:	485.00
074569	0001	12/02/2019	A NHS Dues	03 200 1630 9121 000000 000	90.00
				RCPT CODE SUB-TOTAL:	90.00
				FUND CODE SUB-TOTAL:	90.00
074572	0001	12/04/2019	A Informed Teens	03 200 1690 9612 000000 000	10.98
074599	0001	12/13/2019	A JH Informed Teens milliron	03 200 1690 9612 000000 000	17.82
				RCPT CODE SUB-TOTAL:	28.80
				FUND CODE SUB-TOTAL:	28.80
074617	0001	12/19/2019	A PE Vending	03 300 1620 9206 000000 000	250.00
				RCPT CODE SUB-TOTAL:	250.00
				FUND CODE SUB-TOTAL:	250.00

STATUS (STS) CODES:

A-RECEIPT B-REFUND OF RECEIPT V-VOID REFUND OF RECEIPT X-REDUCTION OF EXPENDITURE
C-APPROPRIATION OR BUDGET MODIFICATIONS D-EXPENSE/SUPPLIES DISTRIBUTION F-FUND TO FUND TRANSFER

DATE: 01/09/2020
 TIME: 09:12

LEXINGTON LOCAL SCHOOLS
 TRANS. BY FUND/RCPT, ALL FUNDS
 DATES 12/01/2019 THRU 12/31/2019
 SORTED BY TRANSACTION DATE

PAGE: 10
 (RECLED)

TRANS NO	ITEM NO	TRANS DATE	STS DESCRIPTION OR SOURCE	TI	FUND	RCPT	SPCC	SUBJ	OPU	TRANS AMOUNT
074570	0004	12/03/2019	A Winter season passes	03	300	1610	9600	000000	000	690.00
074570	0005	12/03/2019	A JH Girls BB adm 12/2	03	300	1610	9600	000000	716	246.00
074574	0001	12/04/2019	A Girls BB adm 12/3	03	300	1610	9600	000000	708	316.00
074576	0001	12/05/2019	A Winter sports passes	03	300	1610	9600	000000	000	340.00
074576	0002	12/05/2019	A JH Girls BB adm 12/4	03	300	1610	9600	000000	716	340.00
074577	0001	12/06/2019	A Girls BB adm 12/4	03	300	1610	9600	000000	716	320.00
074589	0003	12/09/2019	A Swim meet adm 12/6	03	300	1610	9600	000000	709	1,464.00
074589	0004	12/09/2019	A Winter season passes	03	300	1610	9600	000000	000	220.00
074595	0001	12/11/2019	A Swim meet adm 12/11	03	300	1610	9600	000000	709	401.00
074595	0004	12/11/2019	A Winter season passes	03	300	1610	9600	000000	000	320.00
074597	0001	12/12/2019	A JH Boys BB adm 12/12	03	300	1610	9600	000000	715	276.00
074597	0002	12/12/2019	A Winter season passes	03	300	1610	9600	000000	000	440.00
074600	0001	12/13/2019	A JH Boys BB adm 12/13	03	300	1610	9600	000000	715	152.00
074600	0003	12/13/2019	A Winter season passes	03	300	1610	9600	000000	000	610.00
074605	0001	12/16/2019	A Var Boys BB adm 12/13	03	300	1610	9600	000000	707	1,043.00
074605	0003	12/16/2019	A Winter season passes	03	300	1610	9600	000000	000	400.00
074606	0001	12/16/2019	A Var Boys BB adm 12/14	03	300	1610	9600	000000	707	2,006.00
074606	0002	12/16/2019	A JH Girls BB Adm 12/14	03	300	1610	9600	000000	716	356.00
074606	0003	12/16/2019	A Program sales 12/14	03	300	1610	9600	000000	000	94.00
074629	0002	12/20/2019	A JH Boys BB adm 12/18	03	300	1610	9600	000000	715	324.00
074629	0003	12/20/2019	A HG Girls BB adm	03	300	1610	9600	000000	708	429.00
074629	0004	12/20/2019	A Winter season passes	03	300	1610	9600	000000	000	180.00
074630	0001	12/27/2019	A HS Girls BB adm 12/21	03	300	1610	9600	000000	708	332.00
074630	0002	12/27/2019	A HS Boys BB adm 12/21	03	300	1610	9600	000000	707	996.00
074631	0001	12/30/2019	A Boys BB adm 12/27	03	300	1610	9600	000000	707	1,448.00
RCPT CODE SUB-TOTAL:										13,743.00
074605	0002	12/16/2019	A Program sales 12/13	03	300	1620	9600	000000	707	96.00
074630	0004	12/27/2019	A Boys BB program sales 12/21	03	300	1620	9600	000000	707	76.00
074631	0002	12/30/2019	A Program sales Boys BB 12/27	03	300	1620	9600	000000	707	96.00
RCPT CODE SUB-TOTAL:										268.00
074570	0003	12/03/2019	A Program Ad	03	300	1690	9600	000000	000	1,000.00
074627	0001	12/31/2019	A Close out fall tourn acct	03	300	1690	9600	000000	000	3,190.56
RCPT CODE SUB-TOTAL:										4,190.56
074570	0001	12/03/2019	A Girls Golf entry fees	03	300	1890	9600	000000	706	560.00
074570	0002	12/03/2019	A Swim entry fees	03	300	1890	9600	000000	709	335.00
074589	0001	12/09/2019	A Entry fees swimming	03	300	1890	9600	000000	709	175.00
074589	0002	12/09/2019	A Program sales - swim meet	03	300	1890	9600	000000	709	181.00
074595	0002	12/11/2019	A Swim meet entry fee	03	300	1890	9600	000000	709	175.00

STATUS (STS) CODES:

A-RECEIPT B-REFUND OF RECEIPT V-VOID REFUND OF RECEIPT X-REDUCTION OF EXPENDITURE
 C-APPROPRIATION OR BUDGET MODIFICATIONS D-EXPENSE/SUPPLIES DISTRIBUTION F-FUND TO FUND TRANSFER

DATE: 01/09/2020
TIME: 09:12

LEXINGTON LOCAL SCHOOLS
TRANS. BY FUND/RCPT, ALL FUNDS
DATES 12/01/2019 THRU 12/31/2019
SORTED BY TRANSACTION DATE

PAGE: 11
(RECLEED)

TRANS NO	ITEM NO	TRANS DATE	STS DESCRIPTION OR SOURCE	TI	FUND	RCPT	SPCC	SUBJ	OPU	TRANS AMOUNT
074595	0003	12/11/2019	A Girls Tennis entry fee	03	300	1890	9600	000000	705	250.00
074600	0002	12/13/2019	A Swim meet invitational	03	300	1890	9600	000000	709	175.00
074629	0001	12/20/2019	A Swim meet entry fees	03	300	1890	9600	000000	709	350.00
074630	0003	12/27/2019	A Swim meet entry fee	03	300	1890	9600	000000	709	175.00
RCPT CODE SUB-TOTAL:										2,376.00
FUND CODE SUB-TOTAL:										20,577.56
074579	0001	12/11/2019	A Ohio School Safety Grant Rev	03	499	3219	9020	000000	000	10,607.48
RCPT CODE SUB-TOTAL:										10,607.48
FUND CODE SUB-TOTAL:										10,607.48
074636	0001	12/26/2019	A IDEA-B Revenue	03	516	4220	9020	000000	000	39,041.60
RCPT CODE SUB-TOTAL:										39,041.60
FUND CODE SUB-TOTAL:										39,041.60
074635	0001	12/26/2019	A Title I Revenue	03	572	4220	9020	000000	000	23,700.77
RCPT CODE SUB-TOTAL:										23,700.77
FUND CODE SUB-TOTAL:										23,700.77
074632	0001	12/24/2019	A ECSE Restoration Revenue	03	587	4220	9020	000000	000	278.27
074633	0001	12/26/2019	A ECSE Revenue	03	587	4220	9020	000000	000	1,003.93
RCPT CODE SUB-TOTAL:										1,282.20
FUND CODE SUB-TOTAL:										1,282.20
074634	0001	12/26/2019	A Title II-A Revenue	03	590	4220	9020	000000	000	7,931.94
RCPT CODE SUB-TOTAL:										7,931.94
FUND CODE SUB-TOTAL:										7,931.94

STATUS (STS) CODES:

A-RECEIPT B-REFUND OF RECEIPT V-VOID REFUND OF RECEIPT X-REDUCTION OF EXPENDITURE
C-APPROPRIATION OR BUDGET MODIFICATIONS D-EXPENSE/SUPPLIES DISTRIBUTION F-FUND TO FUND TRANSFER

DATE: 01/09/2020
TIME: 09:12

LEXINGTON LOCAL SCHOOLS
TRANS. BY FUND/RCPT, ALL FUNDS
DATES 12/01/2019 THRU 12/31/2019
SORTED BY TRANSACTION DATE

PAGE: 12
(RECLEED)

TRANS NO	ITEM NO	TRANS DATE	STS DESCRIPTION OR SOURCE	TI	FUND	RCPT	SPCC	SUBJ	OPU	TRANS AMOUNT
074637	0001	12/26/2019	A Title IV Revenue	03	599	4220	9020	000000	000	7,284.00
RCPT CODE SUB-TOTAL:										7,284.00
FUND CODE SUB-TOTAL:										7,284.00
GRAND TOTAL:										1,681,526.08

STATUS (STS) CODES:

A-RECEIPT B-REFUND OF RECEIPT V-VOID REFUND OF RECEIPT X-REDUCTION OF EXPENDITURE
C-APPROPRIATION OR BUDGET MODIFICATIONS D-EXPENSE/SUPPLIES DISTRIBUTION F-FUND TO FUND TRANSFER

Date: 01/09/20
 Time: 9:12 am

LEXINGTON LOCAL SCHOOLS
 Revenue Account Summary
 SORTED BY FUND-SCC/ACCT

Page: 1
 (REVSUM)

	FYTD Receivable	FYTD Actual Receipts	MTD Actual Receipts	YTD Actual Receipts	FYTD Balance Receivable	FYTD Percent Received
*****TOTAL FOR FUND-SCC 001 0000 (GENERAL FUND):	24,868,805.00	11,738,918.07	923,217.59	24,963,309.37	13,129,886.93	47.20
*****TOTAL FOR FUND-SCC 002 0000 (BOND RETIREMENT FUND):	4,709,132.24	3,149,132.24	0.00	3,149,132.24	1,560,000.00	66.87
*****TOTAL FOR FUND-SCC 003 0000 (PERMANENT IMPROVEMENT FUND):	700,000.00	323,037.44	155.72	722,149.64	376,962.56	46.15
*****TOTAL FOR FUND-SCC 004 0000 (LFI BUILDING FUND):	56,470,238.41	56,498,162.13	6,068.25	56,498,162.13	27,923.72-	100.05
*****TOTAL FOR FUND-SCC 006 0000 (FOOD SERVICE FUND):	716,982.00	288,145.76	60,671.93	716,345.58	428,836.24	40.19
*****TOTAL FOR FUND-SCC 007 9100 (LEXINGTON MINUTEMEN ACADEMIC SCHOLARSHIP FUND):	11,068.00	109,838.02	105,208.20	120,427.04	98,770.02-	992.39
*****TOTAL FOR FUND-SCC 007 9800 (TERRY McCAMMON SCHOLARSHIP FUND):	227.00	125.25	21.01	243.60	101.75	55.18
*****TOTAL FOR FUND-SCC 010 0000 (CLASSROOM FACILITIES CONSTRUCTION FUND):	45,000,000.00	45,114,754.99	24,937.99	45,114,754.99	114,754.99-	100.26
*****TOTAL FOR FUND-SCC 018 9100 (HIGH SCHOOL PRINCIPAL'S FUND):	9,901.00	4,725.63	113.96	11,795.21	5,175.37	47.73
*****TOTAL FOR FUND-SCC 018 9200 (JUNIOR HIGH PRINCIPAL'S FUND):	5,044.00	4,354.00	0.00	5,152.00	690.00	86.32

*** NOTE!! ONLY ACTIVE ACCOUNTS HAVE BEEN SELECTED, TOTALS MAY EXCLUDE AMOUNTS THAT ARE RELATED TO INACTIVE ACCOUNTS. ***

Date: 01/09/20
 Time: 9:12 am

LEXINGTON LOCAL SCHOOLS
 Revenue Account Summary
 SORTED BY FUND-SCC/ACCT

Page: 2
 (REVSUM)

	FYTD Receivable	FYTD Actual Receipts	MTD Actual Receipts	YTD Actual Receipts	FYTD Balance Receivable	FYTD Percent Received
*****TOTAL FOR FUND-SCC 018 9300 (EASTERN PRINCIPAL'S FUND):	7,615.00	665.31	587.94	5,399.08	6,949.69	8.74
*****TOTAL FOR FUND-SCC 018 9301 (EASTERN ELEMENTARY BOOKFAIR/BOXTOPS FUND):	5,743.00	2,109.52	0.00	6,108.14	3,633.48	36.73
*****TOTAL FOR FUND-SCC 018 9303 (EASTERN RUN CLUB):	1,357.00	1,135.00	0.00	1,135.00	222.00	83.64
*****TOTAL FOR FUND-SCC 018 9400 (CENTRAL PRINCIPAL'S FUND):	4,553.00	1,995.40	533.32	4,929.36	2,557.60	43.83
*****TOTAL FOR FUND-SCC 018 9401 (CENTRAL ELEMENTARY BOOKFAIR FUND):	3,689.00	2,631.04	35.46	3,872.20	1,057.96	71.32
*****TOTAL FOR FUND-SCC 018 9402 (CENTRAL ELEMENTARY ART):	1,375.00	0.00	0.00	1,375.00	1,375.00	0.00
*****TOTAL FOR FUND-SCC 018 9500 (WESTERN PRINCIPAL'S FUND):	5,890.00	3,576.67	382.02	6,174.68	2,313.33	60.72
*****TOTAL FOR FUND-SCC 018 9501 (WESTERN ELEMENTARY BOOKFAIR/BOXTOPS FUND):	4,670.00	3,097.84	0.00	4,144.63	1,572.16	66.33
*****TOTAL FOR FUND-SCC 018 9503 (WESTERN ELEMENTARY ART):	2,230.00	0.00	0.00	2,230.00	2,230.00	0.00
*****TOTAL FOR FUND-SCC 019 9121 (CENTRAL ELEMENTARY PTO GRANTS):	1,172.00	1,193.97	146.11	1,289.53	21.97	101.87

*** NOTE!! ONLY ACTIVE ACCOUNTS HAVE BEEN SELECTED, TOTALS MAY EXCLUDE AMOUNTS THAT ARE RELATED TO INACTIVE ACCOUNTS. ***

Date: 01/09/20
 Time: 9:12 am

LEXINGTON LOCAL SCHOOLS
 Revenue Account Summary
 SORTED BY FUND-SCC/ACCT

Page: 3
 (REVSUM)

	FYTD Receivable	FYTD Actual Receipts	MTD Actual Receipts	YTD Actual Receipts	FYTD Balance Receivable	FYTD Percent Received
*****TOTAL FOR FUND-SCC 019 9122 (EASTERN ELEMENTARY PTO GRANTS):	1,172.00	1,055.45	7.60	1,151.03	116.55	90.06
*****TOTAL FOR FUND-SCC 019 9123 (WESTERN ELEMENTARY PTO GRANTS):	1,864.00	1,055.47	7.61	1,843.02	808.53	56.62
*****TOTAL FOR FUND-SCC 019 9219 (RICH CO FOUND-CLASSROOM LIBRARY):	549.52	549.52	0.00	549.52	0.00	100.00
*****TOTAL FOR FUND-SCC 019 9220 (RICH CO FOUND-LEGOS AND BUILDING BLOCKS):	915.00	915.00	0.00	915.00	0.00	100.00
*****TOTAL FOR FUND-SCC 019 9221 (RICH CO FOUND-SCIENCE DISCOVERY BINS):	1,500.00	1,500.00	0.00	1,500.00	0.00	100.00
*****TOTAL FOR FUND-SCC 019 9302 (RICH CO RETIRED TEACHERS ASSOC):	0.00	0.00	0.00	150.00	0.00	0.00
*****TOTAL FOR FUND-SCC 022 9601 (OHSAA TOURNAMENT AGENCY FUND):	35,459.00	17,150.00	0.00	38,272.79	18,309.00	48.37
*****TOTAL FOR FUND-SCC 024 0000 (EMPLOYEE BENEFITS FUND FOR MEDICAL/DENTAL):	5,225,000.00	2,669,993.85	448,042.02	5,333,494.07	2,555,006.15	51.10
*****TOTAL FOR FUND-SCC 034 0000 (OFCC PROJECT MAINTENANCE FUND):	90,500.00	0.00	0.00	0.00	90,500.00	0.00
*****TOTAL FOR FUND-SCC 200 9102 (HIGH SCHOOL DRAMA CLUB):	11,130.00	0.00	0.00	11,130.00	11,130.00	0.00

*** NOTE!! ONLY ACTIVE ACCOUNTS HAVE BEEN SELECTED, TOTALS MAY EXCLUDE AMOUNTS THAT ARE RELATED TO INACTIVE ACCOUNTS. ***

Date: 01/09/20
 Time: 9:12 am

LEXINGTON LOCAL SCHOOLS
 Revenue Account Summary
 SORTED BY FUND-SCC/ACCT

Page: 4
 (REVSUM)

	FYTD Receivable	FYTD Actual Receipts	MTD Actual Receipts	YTD Actual Receipts	FYTD Balance Receivable	FYTD Percent Received
*****TOTAL FOR FUND-SCC 200 9104 (HIGH SCHOOL LEADERSHIP COUNCIL):	400.00	0.00	0.00	400.00	400.00	0.00
*****TOTAL FOR FUND-SCC 200 9105 (HIGH SCHOOL FRENCH CLUB):	45.00	32.38	0.00	77.38	12.62	71.96
*****TOTAL FOR FUND-SCC 200 9107 (HIGH SCHOOL SPANISH CLUB):	178.00	0.00	0.00	178.35	178.00	0.00
*****TOTAL FOR FUND-SCC 200 9108 (HIGH SCHOOL LEO CLUB):	590.00	500.45	110.00	682.26	89.55	84.82
*****TOTAL FOR FUND-SCC 200 9114 (HIGH SCHOOL STUDENT COUNCIL FUND):	2,490.00	538.00	0.00	2,378.82	1,952.00	21.61
*****TOTAL FOR FUND-SCC 200 9115 (HIGH SCHOOL KEY CLUB):	455.00	2,790.00	0.00	2,995.00	2,335.00	613.19
*****TOTAL FOR FUND-SCC 200 9119 (HIGH SCHOOL YEARBOOK FUND):	16,580.00	8,305.00	485.00	13,675.00	8,275.00	50.09
*****TOTAL FOR FUND-SCC 200 9121 (HIGH SCHOOL NATIONAL HONOR SOCIETY):	2,518.00	1,180.00	90.00	1,642.00	1,338.00	46.86
*****TOTAL FOR FUND-SCC 200 9201 (JUNIOR HIGH ART CLUB):	56.00	0.00	0.00	0.00	56.00	0.00
*****TOTAL FOR FUND-SCC 200 9204 (JUNIOR HIGH STUDENT COUNCIL FUND):	1,217.00	591.35	0.00	1,148.85	625.65	48.59

*** NOTE!! ONLY ACTIVE ACCOUNTS HAVE BEEN SELECTED, TOTALS MAY EXCLUDE AMOUNTS THAT ARE RELATED TO INACTIVE ACCOUNTS. ***

	FYTD Receivable	FYTD Actual Receipts	MTD Actual Receipts	YTD Actual Receipts	FYTD Balance Receivable	FYTD Percent Received
*****TOTAL FOR FUND-SCC 200 9301 (EASTERN ELEMENTARY STUDENT ACTIVITY FUND):	1,472.00	250.00	0.00	1,247.70	1,222.00	16.98
*****TOTAL FOR FUND-SCC 200 9302 (EASTERN ELEMENTARY ROBOTICS FUND):	855.00	720.00	0.00	1,140.00	135.00	84.21
*****TOTAL FOR FUND-SCC 200 9612 (JUNIOR HIGH INFORMED TEENS FUND):	1,469.00	42.12	28.80	1,503.56	1,426.88	2.87
*****TOTAL FOR FUND-SCC 300 9116 (CHOIR):	75.00	0.00	0.00	75.00	75.00	0.00
*****TOTAL FOR FUND-SCC 300 9206 (JUNIOR HIGH PHYS ED DEPARTMENT FUND):	2,785.00	1,090.00	250.00	2,325.00	1,695.00	39.14
*****TOTAL FOR FUND-SCC 300 9600 (ATHLETIC FUND):	213,000.00	149,830.33	20,577.56	210,041.32	63,169.67	70.34
*****TOTAL FOR FUND-SCC 300 9601 (ATHLETIC CAPITAL FUND):	39,000.00	13,000.00	0.00	13,000.00	26,000.00	33.33
*****TOTAL FOR FUND-SCC 300 9603 (ELEMENTARY MUSIC):	388.00	0.00	0.00	388.00	388.00	0.00
*****TOTAL FOR FUND-SCC 451 9019 (Network Connectivity FY 2019):	0.00	0.00	0.00	4,500.00	0.00	0.00
*****TOTAL FOR FUND-SCC 451 9020 (Network Connectivity FY 2020):	9,000.00	4,500.00	0.00	4,500.00	4,500.00	50.00

*** NOTE!! ONLY ACTIVE ACCOUNTS HAVE BEEN SELECTED, TOTALS MAY EXCLUDE AMOUNTS THAT ARE RELATED TO INACTIVE ACCOUNTS. ***

LEXINGTON LOCAL SCHOOLS
 Revenue Account Summary
 SORTED BY FUND-SCC/ACCT

	FYTD Receivable	FYTD Actual Receipts	MTD Actual Receipts	YTD Actual Receipts	FYTD Balance Receivable	FYTD Percent Received
*****TOTAL FOR FUND-SCC 467 0000 (STUDENT WELLNESS AND SUCCESS FUND):	313,072.28	156,536.14	0.00	156,536.14	156,536.14	50.00
*****TOTAL FOR FUND-SCC 499 9020 (SCHOOL SAFETY GRANT FY20):	10,607.48	10,607.48	10,607.48	10,607.48	0.00	100.00
*****TOTAL FOR FUND-SCC 516 9019 (IDEA-B SPECIAL EDUCATION FY19):	78,905.73	78,905.73	0.00	382,471.84	0.00	100.00
*****TOTAL FOR FUND-SCC 516 9020 (IDEA-B SPECIAL EDUCATION FY20):	561,119.18	226,527.28	39,041.60	226,527.28	334,591.90	40.37
*****TOTAL FOR FUND-SCC 572 9019 (TITLE I FY19):	23,520.05	23,520.05	0.00	181,435.31	0.00	100.00
*****TOTAL FOR FUND-SCC 572 9020 (TITLE I FY20):	283,610.01	103,038.29	23,700.77	103,038.29	180,571.72	36.33
*****TOTAL FOR FUND-SCC 587 9019 (EARLY CHILDHOOD SPECIAL EDUCATION IDEA FY19):	7,546.89	7,546.89	0.00	20,862.07	0.00	100.00
*****TOTAL FOR FUND-SCC 587 9020 (EARLY CHILDHOOD SPECIAL EDUCATION IDEA FY20):	28,297.53	8,620.91	1,282.20	8,620.91	19,676.62	30.47
*****TOTAL FOR FUND-SCC 590 9019 (TITLE II-A IMPROVING TEACHER QUALITY FY19):	0.00	0.00	0.00	35,253.67	0.00	0.00
*****TOTAL FOR FUND-SCC 590 9020 (TITLE II-A IMPROVING TEACHER QUALITY FY20):	61,044.34	30,703.97	7,931.94	30,703.97	30,340.37	50.30

*** NOTE!! ONLY ACTIVE ACCOUNTS HAVE BEEN SELECTED, TOTALS MAY EXCLUDE AMOUNTS THAT ARE RELATED TO INACTIVE ACCOUNTS. ***

Date: 01/09/20
Time: 9:12 am

LEXINGTON LOCAL SCHOOLS
Revenue Account Summary
SORTED BY FUND-SCC/ACCT

Page: 7
(REVSUM)

	FYTD Receivable	FYTD Actual Receipts	MTD Actual Receipts	YTD Actual Receipts	FYTD Balance Receivable	FYTD Percent Received
*****TOTAL FOR FUND-SCC 599 9019 (TITLE IV):	0.00	0.00	0.00	3,928.00	0.00	0.00
=====						
*****TOTAL FOR FUND-SCC 599 9020 (TITLE IV FY20):	32,871.20	18,890.96	7,284.00	18,890.96	13,980.24	57.47
=====						
*****GRAND TOTALS:	139,590,948.86	120,788,084.90	1,681,526.08	138,167,909.01	18,802,863.96	86.53
=====						

*** NOTE!! ONLY ACTIVE ACCOUNTS HAVE BEEN SELECTED, TOTALS MAY EXCLUDE AMOUNTS THAT ARE RELATED TO INACTIVE ACCOUNTS. ***

Date: 01/09/20
 Time: 9:13 am

LEXINGTON LOCAL SCHOOLS
 Appropriation Account Summary
 SORTED BY FUND-SCC/ACCT

Page: 1
 (APPSUM)

FYTD Appropriated	Prior FY Carryover Encumbrances	FYTD Expendable	FYTD Actual Expenditures	MTD Actual Expenditures	Current + Future Encumbrances	FYTD Remaining Balance	FYTD Percent Exp/Enc
*****TOTAL FOR FUND-SCC 001 0000 (GENERAL FUND):							
25,769,834.00	142,760.76	25,912,594.76	12,655,033.26	2,042,403.27	1,430,463.06	11,827,098.44	54.36
*****TOTAL FOR FUND-SCC 002 0000 (BOND RETIREMENT FUND):							
1,425,896.92	0.00	1,425,896.92	415,418.79	0.00	1,010,478.13	0.00	100.00
*****TOTAL FOR FUND-SCC 003 0000 (PERMANENT IMPROVEMENT FUND):							
704,255.00	0.00	704,255.00	620,403.41	314.00	16,203.56	67,648.03	90.39
*****TOTAL FOR FUND-SCC 004 0000 (LFI BUILDING FUND):							
47,020,238.41	0.00	47,020,238.41	45,520,238.41	0.00	1,020,675.00	479,325.00	98.98
*****TOTAL FOR FUND-SCC 006 0000 (FOOD SERVICE FUND):							
712,280.06	2,310.43	714,590.49	370,959.74	66,415.77	106,820.20	236,810.55	66.86
*****TOTAL FOR FUND-SCC 007 9100 (LEXINGTON MINUTEMEN ACADEMIC SCHOLARSHIP FUND):							
10,000.00	0.00	10,000.00	1,000.00	1,000.00	9,000.00	0.00	100.00
*****TOTAL FOR FUND-SCC 007 9800 (TERRY McCAMMON SCHOLARSHIP FUND):							
500.00	0.00	500.00	0.00	0.00	0.00	500.00	0.00
*****TOTAL FOR FUND-SCC 010 0000 (CLASSROOM FACILITIES CONSTRUCTION FUND):							
1,500,000.00	0.00	1,500,000.00	0.00	0.00	2,709,663.00	1,209,663.00	180.64
*****TOTAL FOR FUND-SCC 018 9100 (HIGH SCHOOL PRINCIPAL'S FUND):							
10,196.00	168.40	10,364.40	2,418.86	1,162.79	9,802.97	1,857.43	117.92
*****TOTAL FOR FUND-SCC 018 9200 (JUNIOR HIGH PRINCIPAL'S FUND):							
6,139.00	0.00	6,139.00	252.00	37.00	6,040.00	153.00	102.49

*** NOTE!! ONLY ACTIVE ACCOUNTS HAVE BEEN SELECTED, TOTALS MAY EXCLUDE AMOUNTS THAT ARE RELATED TO INACTIVE ACCOUNTS. ***

Date: 01/09/20
 Time: 9:13 am

LEXINGTON LOCAL SCHOOLS
 Appropriation Account Summary
 SORTED BY FUND-SCC/ACCT

Page: 2
 (APPSUM)

FYTD Appropriated	Prior FY Carryover Encumbrances	FYTD Expendable	FYTD Actual Expenditures	MTD Actual Expenditures	Current + Future Encumbrances	FYTD Remaining Balance	FYTD Percent Exp/Enc
*****TOTAL FOR FUND-SCC 018 9300 (EASTERN PRINCIPAL'S FUND):							
7,968.00	0.00	7,968.00	2,537.63	320.20	1,802.22	3,628.15	54.47
*****TOTAL FOR FUND-SCC 018 9301 (EASTERN ELEMENTARY BOOKFAIR/BOXTOPS FUND):							
6,762.00	0.00	6,762.00	7,496.40	2,066.16	2,891.74	3,626.14	153.63
*****TOTAL FOR FUND-SCC 018 9302 (EASTERN ELEMENTARY MATH):							
379.00	150.00	529.00	150.00	0.00	0.00	379.00	28.36
*****TOTAL FOR FUND-SCC 018 9303 (EASTERN RUN CLUB):							
1,350.00	0.00	1,350.00	819.85	0.00	521.83	8.32	99.38
*****TOTAL FOR FUND-SCC 018 9400 (CENTRAL PRINCIPAL'S FUND):							
4,216.00	1,398.34	5,614.34	1,188.62	75.00	3,621.19	804.53	85.67
*****TOTAL FOR FUND-SCC 018 9401 (CENTRAL ELEMENTARY BOOKFAIR FUND):							
2,976.00	0.00	2,976.00	1,425.55	1,265.07	3,074.45	1,524.00	151.21
*****TOTAL FOR FUND-SCC 018 9402 (CENTRAL ELEMENTARY ART):							
920.00	0.00	920.00	0.00	0.00	0.00	920.00	0.00
*****TOTAL FOR FUND-SCC 018 9500 (WESTERN PRINCIPAL'S FUND):							
3,981.00	1,310.00	5,291.00	3,919.38	0.00	1,147.50	224.12	95.76
*****TOTAL FOR FUND-SCC 018 9501 (WESTERN ELEMENTARY BOOKFAIR/BOXTOPS FUND):							
4,535.00	0.00	4,535.00	3,130.94	0.00	0.00	1,404.06	69.04
*****TOTAL FOR FUND-SCC 018 9503 (WESTERN ELEMENTARY ART):							
1,726.00	0.00	1,726.00	0.00	0.00	0.00	1,726.00	0.00

*** NOTE!! ONLY ACTIVE ACCOUNTS HAVE BEEN SELECTED, TOTALS MAY EXCLUDE AMOUNTS THAT ARE RELATED TO INACTIVE ACCOUNTS. ***

Date: 01/09/20
 Time: 9:13 am

LEXINGTON LOCAL SCHOOLS
 Appropriation Account Summary
 SORTED BY FUND-SCC/ACCT

Page: 3
 (APPSUM)

FYTD Appropriated	Prior FY Carryover Encumbrances	FYTD Expendable	FYTD Actual Expenditures	MTD Actual Expenditures	Current + Future Encumbrances	FYTD Remaining Balance	FYTD Percent Exp/Enc
*****TOTAL FOR FUND-SCC 019 9121 (CENTRAL ELEMENTARY PTO GRANTS):							
2,146.67	0.00	2,146.67	0.00	0.00	500.00	1,646.67	23.29
*****TOTAL FOR FUND-SCC 019 9122 (EASTERN ELEMENTARY PTO GRANTS):							
2,451.64	0.00	2,451.64	1,071.36	0.00	0.00	1,380.28	43.70
*****TOTAL FOR FUND-SCC 019 9123 (WESTERN ELEMENTARY PTO GRANTS):							
2,870.69	423.13	3,293.82	378.92	0.00	0.00	2,914.90	11.50
*****TOTAL FOR FUND-SCC 019 9200 (RICHLAND COUNTY FOUNDATION GRANT PLAYGROUND):							
200.00	0.00	200.00	0.00	0.00	0.00	200.00	0.00
*****TOTAL FOR FUND-SCC 019 9218 (RICH CO FOUND-WRITE STUFF STEAM KIT):							
52.93	0.00	52.93	0.00	0.00	0.00	52.93	0.00
*****TOTAL FOR FUND-SCC 019 9219 (RICH CO FOUND-CLASSROOM LIBRARY):							
549.52	0.00	549.52	549.52	0.00	0.00	0.00	100.00
*****TOTAL FOR FUND-SCC 019 9220 (RICH CO FOUND-LEGOS AND BUILDING BLOCKS):							
915.00	0.00	915.00	859.79	0.00	0.00	55.21	93.97
*****TOTAL FOR FUND-SCC 019 9221 (RICH CO FOUND-SCIENCE DISCOVERY BINS):							
1,500.00	0.00	1,500.00	1,499.05	0.00	0.00	0.95	99.94
*****TOTAL FOR FUND-SCC 019 9301 (RICH CO FOUND/SECO ROBOTICS GRANT (HEIMANN)):							
31.72	0.00	31.72	0.00	0.00	0.00	31.72	0.00
*****TOTAL FOR FUND-SCC 019 9302 (RICH CO RETIRED TEACHERS ASSOC):							
150.00	0.00	150.00	0.00	0.00	0.00	150.00	0.00

*** NOTE!! ONLY ACTIVE ACCOUNTS HAVE BEEN SELECTED, TOTALS MAY EXCLUDE AMOUNTS THAT ARE RELATED TO INACTIVE ACCOUNTS. ***

22

Date: 01/09/20
 Time: 9:13 am

LEXINGTON LOCAL SCHOOLS
 Appropriation Account Summary
 SORTED BY FUND-SCC/ACCT

Page: 4
 (APPSUM)

FYTD Appropriated	Prior FY Carryover Encumbrances	FYTD Expendable	FYTD Actual Expenditures	MTD Actual Expenditures	Current + Future Encumbrances	FYTD Remaining Balance	FYTD Percent Exp/Enc
*****TOTAL FOR FUND-SCC 022 9601 (OHSAA TOURNAMENT AGENCY FUND):							
35,567.42	0.00	35,567.42	17,385.82	4,675.85	2,979.86	15,201.74	57.26
*****TOTAL FOR FUND-SCC 024 0000 (EMPLOYEE BENEFITS FUND FOR MEDICAL/DENTAL):							
5,358,426.00	0.00	5,358,426.00	2,364,838.40	406,408.24	16,500.00	2,977,087.60	44.44
*****TOTAL FOR FUND-SCC 200 9102 (HIGH SCHOOL DRAMA CLUB):							
16,401.00	750.00	17,151.00	1,825.96	0.00	3,025.00	12,300.04	28.28
*****TOTAL FOR FUND-SCC 200 9104 (HIGH SCHOOL LEADERSHIP COUNCIL):							
229.00	0.00	229.00	56.94	0.00	43.06	129.00	43.67
*****TOTAL FOR FUND-SCC 200 9107 (HIGH SCHOOL SPANISH CLUB):							
274.00	50.00	324.00	50.00	0.00	0.00	274.00	15.43
*****TOTAL FOR FUND-SCC 200 9108 (HIGH SCHOOL LEO CLUB):							
1,535.00	0.00	1,535.00	882.73	392.86	617.27	35.00	97.72
*****TOTAL FOR FUND-SCC 200 9114 (HIGH SCHOOL STUDENT COUNCIL FUND):							
1,426.00	0.00	1,426.00	1,239.97	13.00	160.03	26.00	98.18
*****TOTAL FOR FUND-SCC 200 9115 (HIGH SCHOOL KEY CLUB):							
1,026.00	0.00	1,026.00	1,913.22	340.00	491.58	1,378.80	234.39
*****TOTAL FOR FUND-SCC 200 9119 (HIGH SCHOOL YEARBOOK FUND):							
19,580.00	4,128.14	23,708.14	3,392.95	0.00	16,164.19	4,151.00	82.49
*****TOTAL FOR FUND-SCC 200 9121 (HIGH SCHOOL NATIONAL HONOR SOCIETY):							
2,640.00	0.00	2,640.00	1,148.00	0.00	27.00	1,465.00	44.51

*** NOTE!! ONLY ACTIVE ACCOUNTS HAVE BEEN SELECTED, TOTALS MAY EXCLUDE AMOUNTS THAT ARE RELATED TO INACTIVE ACCOUNTS. ***

Date: 01/09/20
 Time: 9:13 am

LEXINGTON LOCAL SCHOOLS
 Appropriation Account Summary
 SORTED BY FUND-SCC/ACCT

Page: 5
 (APPSUM)

FYTD Appropriated	Prior FY Carryover Encumbrances	FYTD Expendable	FYTD Actual Expenditures	MTD Actual Expenditures	Current + Future Encumbrances	FYTD Remaining Balance	FYTD Percent Exp/Enc
*****TOTAL FOR FUND-SCC 200 9204 (JUNIOR HIGH STUDENT COUNCIL FUND):							
1,138.00	180.00	1,318.00	256.64	0.00	513.36	548.00	58.42
*****TOTAL FOR FUND-SCC 200 9301 (EASTERN ELEMENTARY STUDENT ACTIVITY FUND):							
1,463.00	0.00	1,463.00	172.85	172.85	327.15	963.00	34.18
*****TOTAL FOR FUND-SCC 200 9302 (EASTERN ELEMENTARY ROBOTICS FUND):							
210.00	0.00	210.00	566.21	538.35	733.79	1,090.00	619.05
*****TOTAL FOR FUND-SCC 200 9612 (JUNIOR HIGH INFORMED TEENS FUND):							
1,443.00	0.00	1,443.00	22.90	22.90	0.00	1,420.10	1.59
*****TOTAL FOR FUND-SCC 300 9115 (JAZZ BAND):							
386.00	0.00	386.00	0.00	0.00	0.00	386.00	0.00
*****TOTAL FOR FUND-SCC 300 9116 (CHOIR):							
95.00	0.00	95.00	0.00	0.00	300.00	205.00	315.79
*****TOTAL FOR FUND-SCC 300 9206 (JUNIOR HIGH PHYS ED DEPARTMENT FUND):							
2,009.00	0.00	2,009.00	1,257.44	212.94	1,963.11	1,211.55	160.31
*****TOTAL FOR FUND-SCC 300 9600 (ATHLETIC FUND):							
209,900.00	0.00	209,900.00	151,320.42	19,698.68	56,733.09	1,846.49	99.12
*****TOTAL FOR FUND-SCC 300 9603 (ELEMENTARY MUSIC):							
185.00	0.00	185.00	223.48	0.00	276.52	315.00	270.27
*****TOTAL FOR FUND-SCC 451 9020 (Network Connectivity FY 2020):							
9,000.00	0.00	9,000.00	9,000.00	0.00	0.00	0.00	100.00

*** NOTE!! ONLY ACTIVE ACCOUNTS HAVE BEEN SELECTED, TOTALS MAY EXCLUDE AMOUNTS THAT ARE RELATED TO INACTIVE ACCOUNTS. ***

Date: 01/09/20
 Time: 9:13 am

LEXINGTON LOCAL SCHOOLS
 Appropriation Account Summary
 SORTED BY FUND-SCC/ACCT

Page: 6
 (APPSUM)

FYTD Appropriated	Prior FY Carryover Encumbrances	FYTD Expendable	FYTD Actual Expenditures	MTD Actual Expenditures	Current + Future Encumbrances	FYTD Remaining Balance	FYTD Percent Exp/Enc
*****TOTAL FOR FUND-SCC 467 0000 (STUDENT WELLNESS AND SUCCESS FUND):							
313,072.28	0.00	313,072.28	108,473.67	52,253.67	36,693.87	167,904.74	46.37
=====							
*****TOTAL FOR FUND-SCC 499 9020 (SCHOOL SAFETY GRANT FY20):							
10,607.48	0.00	10,607.48	0.00	0.00	2,709.00	7,898.48	25.54
=====							
*****TOTAL FOR FUND-SCC 516 9019 (IDEA-B SPECIAL EDUCATION FY19):							
25,177.33	13,279.90	38,457.23	38,457.23	0.00	0.00	0.00	100.00
=====							
*****TOTAL FOR FUND-SCC 516 9020 (IDEA-B SPECIAL EDUCATION FY20):							
561,119.18	0.00	561,119.18	235,258.37	46,682.09	207,370.92	118,489.89	78.88
=====							
*****TOTAL FOR FUND-SCC 572 9019 (TITLE I FY19):							
12,178.78	0.00	12,178.78	12,178.78	0.00	0.00	0.00	100.00
=====							
*****TOTAL FOR FUND-SCC 572 9020 (TITLE I FY20):							
283,610.01	0.00	283,610.01	105,403.11	23,465.75	27,611.50	150,595.40	46.90
=====							
*****TOTAL FOR FUND-SCC 587 9020 (EARLY CHILDHOOD SPECIAL EDUCATION IDEA FY20):							
28,297.53	0.00	28,297.53	9,124.35	1,785.64	11,762.77	7,410.41	73.81
=====							
*****TOTAL FOR FUND-SCC 590 9020 (TITLE II-A IMPROVING TEACHER QUALITY FY20):							
61,044.34	0.00	61,044.34	31,443.48	7,860.87	35.86	29,565.00	51.57
=====							
*****TOTAL FOR FUND-SCC 599 9020 (TITLE IV FY20):							
32,871.20	0.00	32,871.20	18,890.96	7,284.00	370.00	13,610.24	58.60
=====							
*****GRAND TOTALS:							
84,195,932.11	166,909.10	84,362,841.21	62,725,535.36	2,686,866.95	6,720,113.78	14,917,192.07	82.32
=====							

*** NOTE!! ONLY ACTIVE ACCOUNTS HAVE BEEN SELECTED, TOTALS MAY EXCLUDE AMOUNTS THAT ARE RELATED TO INACTIVE ACCOUNTS. ***