


LEXINGTON LOCAL SCHOOLS



FINANCIAL REPORT
FOR THE PERIOD ENDING
MAY 31, 2019

PREPARED BY
JASON WHITESEL, TREASURER

DATE: 06/04/2019
TIME: 15:41

LEXINGTON LOCAL SCHOOLS
CASH RECONCILIATION AS OF 05/31/2019

PAGE: 1
(USAEMSED)

	SUB-TOTALS	TOTALS
	-----	-----
Gross Depository Balances:		
RICHLAND BANK MMA 5719	\$ 3,898,881.81	
RICHLAND BANK SWEEP ACCT 3520	929,391.92	
RICHLAND BANK GENERAL ACCT 0580	301,495.57	
RICHLAND BANK ANTHEM SWEEP 3523	1,143,208.78	
RICHLAND BANK EE BENEFITS 3180	0.00	
RICHLAND BANK PAYROLL ACCT 9780	17,658.74	
RICHLAND BANK ATHLETIC ACCT 3280	4,210.00	

Total Depository Balances (Gross)		\$ 6,294,846.82
Adjustments to Bank Balance:		
Cash in Transit to Bank	\$ 2,541.35	
Outstanding Checks	137,135.60-	
Adjustments	692.68-	
Bank Error - Checks #85202 and #85203 \$9		
Outstanding Vision Adjustment \$7.14		
Municipal Income Tax -\$708.82		

Total Adjustments to Bank Balance		135,286.93-
Investments:		
Treasury Bonds and Notes	\$ 500,000.00	
Certificate of Deposits	4,653,000.00	
Other Securities	0.00	
Other Investments:		
Richland Bank - Money Market	38,917.09	

Total Investments		5,191,917.09
Cash on Hand:		
Petty Cash:		
TREASURER'S OFFICE	\$ 100.00	
HIGH SCHOOL	50.00	
JUNIOR HIGH SCHOOL	50.00	
EASTERN, CENTRAL, WESTERN	150.00	
Change Cash:		
ATHLETIC CHANGE	\$ 3,000.00	
JUNIOR HIGH SCHOOL	100.00	
Cash with Fiscal Agent	0.00	

Total Cash on Hand		3,450.00

Total Balances		\$ 11,354,926.98
		=====
Total Fund Balance		\$ 11,354,926.98
		=====
Depository Clearance Accounts:		

Total Clearance Account Balances		\$ 0.00

Jason D. Whitfield

May 01, 2019 through May 31, 2019

Account Name : Lexington Local SD Managing Agency

Account No : 5750

Summary Of Investment Holdings

Quantity	Description			Unit Value	Market Value	Tax Cost	Estimated Ann Inc To Mkt	Yield
<u>Money Markets - Taxable</u>								
38,917.09	Northern Instl Government Select Portfolio			1.0000	38,917.09	38,917.09	875.63	2.25%
Totals					38,917.09	38,917.09	875.63	2.25%
<u>Marketable CDs</u>								
125,000	First Foundation Bank	2.350%	06/28/2019	100.0015	125,001.88	125,000.00	2,937.50	2.35%
200,000	Capital One Bank USA NA	1.200%	08/12/2019	99.7411	199,482.20	200,000.00	2,400.00	1.20%
100,000	First Financial Northwest	1.450%	08/19/2019	99.7977	99,797.70	100,000.00	1,450.00	1.45%
200,000	Abacus Federal Savings Bank	1.250%	09/17/2019	99.6578	199,315.60	200,000.00	2,500.00	1.25%
30,000	First General Bank	2.200%	01/21/2020	99.8575	29,957.25	30,000.00	660.00	2.20%
200,000	Alma Bank NY	1.300%	06/10/2020	98.8306	197,661.20	200,000.00	2,600.00	1.32%
150,000	Community Fin'l Svcs Bk KY	1.500%	08/19/2020	98.8449	148,267.35	150,000.00	2,250.00	1.52%
248,000	Wells Fargo Bank NA	2.800%	09/14/2020	100.4233	249,049.78	248,000.00	6,944.00	2.79%
200,000	Marlin Business Bank	1.850%	10/13/2020	99.1663	198,332.60	200,000.00	3,700.00	1.87%
175,000	Unison Bank	1.500%	11/25/2020	99.3323	173,831.53	175,000.00	2,625.00	1.51%
200,000	Goldman Sachs Bank USA	1.850%	02/17/2021	98.9356	197,871.20	200,000.00	3,700.00	1.87%
200,000	MB Financial Bank NA	1.400%	03/30/2021	97.6034	195,206.80	200,000.00	2,800.00	1.43%
100,000	BankVista	1.400%	04/06/2021	98.0263	98,026.30	100,000.00	1,400.00	1.43%
200,000	Bank of Santa Clarita CA	1.400%	04/15/2021	97.9981	195,996.20	200,000.00	2,800.00	1.43%
125,000	HSBC Bank USA NA	2.150%	07/26/2021	99.2562	124,070.25	125,000.00	2,687.50	2.17%
200,000	Stearns Bank NA	1.950%	09/29/2021	98.7233	197,446.60	200,000.00	3,900.00	1.98%
200,000	Citibank NA	3.150%	10/26/2021	101.4682	202,936.40	200,000.00	6,300.00	3.10%
200,000	BMW Bank North America	3.050%	12/28/2021	101.2999	202,599.80	200,000.00	6,100.00	3.01%
100,000	Medallion Bank UT	3.500%	01/10/2022	101.3201	101,320.10	100,000.00	3,500.00	3.45%
150,000	TIAA FSB	2.850%	02/22/2022	100.8311	151,246.65	150,000.00	4,275.00	2.83%
200,000	Bridgewater Bank Bloom MN	1.900%	02/28/2022	98.3204	196,640.80	200,000.00	3,800.00	1.93%
125,000	Citizens Alliance Bank	2.500%	03/15/2022	99.9105	124,888.13	125,000.00	3,125.00	2.50%
200,000	Continental Bank UT	1.900%	06/22/2022	98.0861	196,172.20	200,000.00	3,800.00	1.94%

May 01, 2019 through May 31, 2019

Account Name : Lexington Local SD Managing Agency

Account No : 5750

Summary Of Investment Holdings

Quantity	Description			Unit Value	Market Value	Tax Cost	Estimated Ann Inc To Mkt	Yield
200,000	American Express Centurion	2.400%	09/12/2022	98.8783	197,756.60	200,000.00	4,800.00	2.43%
200,000	Discover Bank	2.250%	09/27/2022	98.9354	197,870.80	200,000.00	4,500.00	2.27%
200,000	Sallie Mae Bank SLC UT	2.500%	12/13/2022	99.6246	199,249.20	200,000.00	5,000.00	2.51%
25,000	State Bank of India NY	3.000%	03/06/2023	101.2807	25,320.18	25,000.00	750.00	2.96%
200,000	Comenity Capital Bank	2.700%	04/17/2023	100.1664	200,332.80	200,000.00	5,400.00	2.70%
<i>Totals</i>					4,625,648.10	4,653,000.00	96,704.00	2.09%
<u>U.S. Govt Agv-Non-Ex St-Int Only</u>								
200,000	FHLMC	1.300%	10/25/2019	99.6120	199,224.00	200,000.00	2,600.00	1.31%
300,000	FNMA	1.300%	07/28/2020	99.1132	297,339.60	300,000.00	3,900.00	1.31%
<i>Totals</i>					496,563.60	500,000.00	6,500.00	1.31%
<i>Grand Total</i>					5,161,128.79	5,191,917.09	104,079.63	2.02%

LEXINGTON LOCAL SCHOOLS
INVESTMENT REPORT FOR THE MONTH ENDING
MAY 31, 2019

INTEREST EARNED:	THIS MONTH	FISCAL YEAR TO DATE
Richland Bank, General Sweep	\$2,527.72	\$25,683.46
Richland Bank, General MMA	\$7,801.06	\$63,771.84
Richland Bank, Anthem Sweep	\$2,034.99	\$23,039.38
Star Ohio	\$0.00	\$0.00
CDs, Bonds, and other investments	\$4,235.07	\$76,329.48
TOTAL INTEREST RECEIVED	\$16,598.84	\$188,824.16

History of Interest Earnings	Fiscal Year	Interest Earnings
	1998	\$ 167,057.52
	1999	\$ 138,113.69
	2000	\$ 157,991.72
	2001	\$ 236,839.79
	2002	\$ 146,052.34
	2003	\$ 63,712.36
	2004	\$ 47,970.95
	2005	\$ 90,719.94
	2006	\$ 158,724.51
	2007	\$ 221,998.86
	2008	\$ 213,660.34
	2009	\$ 95,639.63
	2010	\$ 56,860.22
	2011	\$ 3,001.78
	2012	\$ 3,090.00
	2013	\$ 5,758.97
	2014	\$ 8,349.92
	2015	\$ 11,765.22
	2016	\$ 28,300.22
	2017	\$ 83,194.26
	2018	\$ 133,582.49
FISCAL Year To Date	2019	\$188,824.16
Total Interest Earnings 1998 to Present		\$ 2,261,208.89



Processing Month: May 2019

(FINSUM)

LEXINGTON LOCAL SCHOOLS

Fnd	Sec	Description	Beginning Balance	MTD Revenues	FYTD Revenues	MTD Expenditures	FYTD Expenditures	Current Available Balance
001	0000	GENERAL FUND	9,575,829.51	913,450.53	23,090,754.29	2,070,516.10	22,733,314.81	9,933,268.99
001	9412	GENERAL BUDGET RESERVE SE	87,928.97	.00	.00	.00	.00	87,928.97
002	0000	BOND RETIREMENT FUND	1,925.89	.00	.00	.00	.00	1,925.89
003	0000	PERMANENT IMPROVEMENT FUN	44,751.40	218.42	662,477.81	2,579.70	683,744.24	23,484.97
006	0000	FOOD SERVICE FUND	4,848.21	95,418.55	610,457.67	66,010.07	660,181.03	44,875.15-
007	9100	LEXINGTON MINUTEMEN ACADE	14,214.53	2,205.91	11,040.07	1,000.00	6,300.00	18,954.60
007	9800	TERRY McCAMMON SCHOLARSHI	13,043.45	18.18	207.75	.00	500.00	12,751.20
018	9100	HIGH SCHOOL PRINCIPAL'S F	1,508.57	236.38	10,320.97	6,009.62	10,045.17	1,784.37
018	9200	JUNIOR HIGH PRINCIPAL'S F	2,854.95	162.00	4,643.78	125.00	3,434.49	4,064.24
018	9300	EASTERN PRINCIPAL'S FUND	6,168.59	3,136.48	7,412.34	2,248.99	8,443.80	5,137.13
018	9301	EASTERN ELEMENTARY BOOKFA	10,101.57	3,998.62	6,893.08	4,154.47	7,875.40	9,119.25
018	9302	EASTERN ELEMENTARY MATH	1,604.30	.00	.00	.00	367.78	1,236.52
018	9303	EASTERN RUN CLUB	.00	.00	206.68	.00	.00	206.68
018	9400	CENTRAL PRINCIPAL'S FUND	8,372.37	1,072.00	4,153.53	804.10	3,396.40	9,129.50
018	9401	CENTRAL ELEMENTARY BOOKFA	2,485.22	1,192.16	3,689.26	1,411.16	2,889.64	3,284.84
018	9402	CENTRAL ELEMENTARY ART	1,460.00	1,375.00	1,375.00	.00	228.63	2,606.37
018	9500	WESTERN PRINCIPAL'S FUND	13,894.90	1,373.40	5,481.91	364.00	2,527.48	16,849.33
018	9501	WESTERN ELEMENTARY BOOKFA	2,677.47	1,043.29	4,669.91	782.54	4,403.32	2,944.06
018	9503	WESTERN ELEMENTARY ART	1,432.42	2,230.00	2,230.00	1,676.00	1,676.00	1,986.42
018	9901	JUNIOR HIGH TEACHER ADVIS	109.25	.00	.00	.00	.00	109.25
019	9001	ACADEMIC BOOSTERS GRANTS	769.07	.00	.00	.00	.00	769.07
019	9121	CENTRAL ELEMENTARY PTO GR	403.65	24.23	1,153.70	47.00	600.60	956.75
019	9122	EASTERN ELEMENTARY PTO GR	376.22	24.24	1,153.70	.00	268.22	1,261.70
019	9123	WESTERN ELEMENTARY PTO GR	3,538.40	24.23	1,845.69	.00	1,372.03	4,010.06
019	9200	RICHLAND COUNTY FOUNDATIO	200.00	.00	.00	.00	.00	200.00
019	9218	RICH CO FOUNO-WRITE STUFF	.00	.00	1,172.57	92.58	736.01	436.56
019	9301	RICH CO FOUNO/SECO ROBOTI	600.00	.00	.00	206.02	568.28	31.72
019	9302	RICH CO RETIRED TEACHERS	.00	.00	150.00	.00	.00	150.00
022	9601	OHSAA TOURNAMENT AGENCY F	6,676.66	25,141.61	48,124.72	4,184.15	36,465.90	18,335.48
024	0000	EMPLOYEE BENEFITS FUND FO	1,511,703.50	443,854.74	4,399,703.71	355,944.97	4,768,191.29	1,143,215.92
200	9101	HIGH SCHOOL ART CLUB	93.76	.00	.00	.00	.00	93.76
200	9102	HIGH SCHOOL DRAMA CLUB	31,102.75	810.00	11,130.00	5,477.92	16,409.20	25,823.55
200	9103	HIGH SCHOOL MATH CLUB	52.70	.00	.00	.00	.00	52.70
200	9104	HIGH SCHOOL LEADERSHIP CO	576.82	400.00	400.00	222.77	222.77	754.05
200	9105	HIGH SCHOOL FRENCH CLUB	257.37	10.00	45.00	.00	.00	302.37
200	9107	HIGH SCHOOL SPANISH CLUB	706.04	.00	178.35	115.89	135.89	748.50
200	9108	HIGH SCHOOL LED CLUB	3,216.18	.00	553.10	.00	519.80	3,249.48
200	9114	HIGH SCHOOL STUDENT COUNC	1,318.86	539.80	2,490.09	.00	726.45	3,082.50
200	9115	HIGH SCHOOL KEY CLUB	1,492.57	.00	455.00	154.62	996.59	950.98
200	9116	HIGH SCHOOL CHESS CLUB	321.00	.00	.00	.00	.00	321.00
200	9119	HIGH SCHOOL YEARBOOK FUND	52,511.73	280.00	13,735.00	.00	19,980.78	46,265.95
200	9120	HIGH SCHOOL JOURNALISM FU	505.44	.00	.00	.00	.00	505.44
200	9121	HIGH SCHOOL NATIONAL HOND	852.23	300.00	2,518.00	312.50	2,517.68	852.55
200	9201	JUNIOR HIGH ART CLUB	485.13	.00	56.20	.00	.00	541.33
200	9204	JUNIOR HIGH STUDENT COUNC	887.62	.00	1,217.35	456.02	1,104.66	1,000.31
200	9205	JUNIOR HIGH LIBRARY CLUB	77.65	.00	.00	.00	.00	77.65

Processing Month: May 2019

(FINSUM)

LEXINGTON LOCAL SCHOOLS

Fnd	Sc	Description	Beginning Balance	MTD Revenues	FYTD Revenues	MTD Expenditures	FYTD Expenditures	Current Available Balance
200	9301	EASTERN ELEMENTARY STUDEN	1,182.41	338.07	1,472.05	583.72	1,420.68	1,233.78
200	9302	EASTERN ELEMENTARY ROBOTI	.00	.00	855.00	.00	204.05	650.95
200	9611	HIGH SCHOOL INFORMED TEEN	903.63	.00	.00	.00	.00	903.63
200	9612	JUNIOR HIGH INFORMED TEEN	424.40	.00	1,449.56	1,400.60	1,400.60	473.36
300	9115	JAZZ BAND	2,225.81	.00	.00	.00	375.00	1,850.81
300	9116	CHOIR	1,102.20	75.00	75.00	.00	92.00	1,085.20
300	9206	JUNIOR HIGH PHYS ED DEPAR	3,089.95	250.00	2,645.00	40.26	1,950.27	3,784.68
300	9210	JR HIGH INSTRUMENTAL	41.03	.00	.00	.00	.00	41.03
300	9600	ATHLETIC FUND	26,558.57	16,947.64	203,625.44	11,375.51	224,288.87	5,895.14
300	9601	ATHLETIC CAPITAL FUND	26,000.00	.00	13,000.00	.00	.00	39,000.00
300	9602	ORCHESTRA	63.22	.00	.00	.00	.00	63.22
300	9603	ELEMENTARY MUSIC	1,587.41	.00	388.00	.00	179.84	1,795.57
300	9605	BAND	232.95	.00	.00	.00	.00	232.95
451	9019	Network Connectivity FY 2	.00	.00	9,000.00	.00	9,000.00	.00
499	9018	SECONDARY TRANSITION ENHA	.00	.00	1,171.00	.00	1,171.00	.00
499	9019	SCHOOL SAFETY GRANT	.00	.00	13,136.25	.00	13,136.25	.00
516	9018	IDEA-B SPECIAL EDUCATION	45,581.14-	.00	86,225.54	.00	40,644.40	.00
516	9019	IDEA-B SPECIAL EDUCATION	.00	22,340.24	381,428.15	54,802.54	420,936.01	39,507.86-
572	9018	TITLE I FY18	16,104.31-	.00	51,049.39	.00	34,945.08	.00
572	9019	TITLE I FY19	.00	21,862.50	222,402.99	23,127.99	225,926.25	3,523.26-
587	9018	EARLY CHILDHOOD SPECIAL E	515.19-	.00	515.19	.00	.00	.00
587	9019	EARLY CHILDHOOD SPECIAL E	.00	1,489.13	10,614.14	2,479.37	12,153.17	1,539.03-
590	9019	TITLE II-A IMPROVING TEAC	.00	7,267.24	55,035.92	.00	55,035.92	.00
599	9019	TITLE IV	.00	.00	8,239.00	3,400.00	11,639.00	3,400.00-
Grand Total All Funds			11,415,145.86	1,569,109.59	29974,423.85	2,622,106.18	30034,642.73	11354,926.98
Total Invested Funds			.00					

DATE: 06/04/2019
TIME: 14:48:23OHIO DEPARTMENT OF EDUCATION - OFFICE OF SCHOOL MANAGEMENT ASSISTANCE
ANNUAL SPENDING PLAN (CURRENT OPERATION - GENERAL FUND ONLY - O.R.C. 5705.391)

PAGE: 1

SCHOOL DISTRICT: LEXINGTON LOCAL SCHOOLS

IRN # 049437

COUNTY: RICHLAND

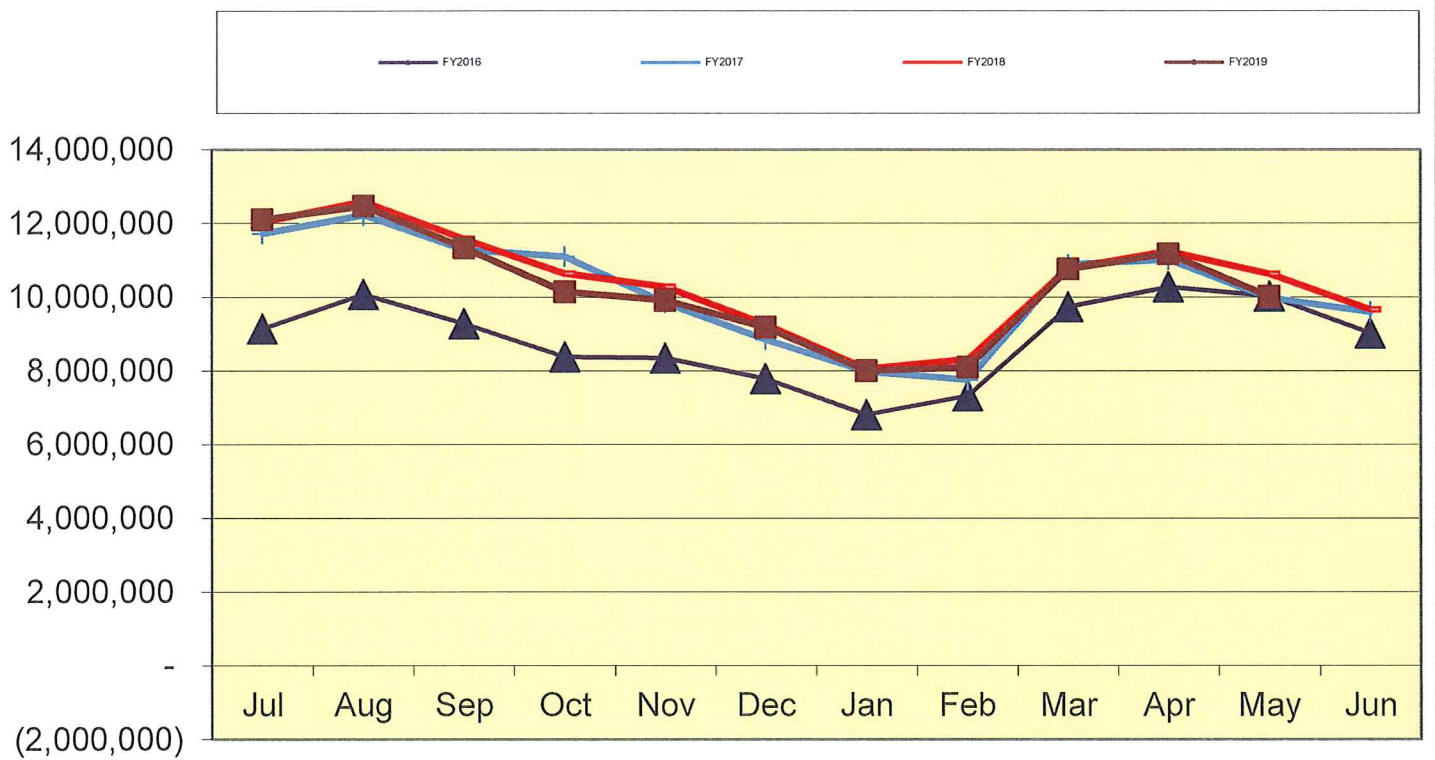
FISCAL YEAR: 2019 MONTH: 05

	MONTHLY ESTIMATE	MONTHLY ACTUAL	MONTHLY DIFFERENCE	FISCAL YTD ESTIMATE	FISCAL YTD ACTUAL	FISCAL YTD DIFFERENCE
REVENUES						
01.010 General Property (Real Estate)	4,125	3,527	598-	10,753,123	10,753,112	11-
01.020 Tangible Personal Property Tax	0	598	598	664,767	665,365	598
01.030 Income Tax	0	0	0	0	0	0
01.035 Unrestricted Grants-in-Aid	865,000	856,488	8,512-	9,801,582	9,874,100	72,518
01.040 Restricted Grants-in-Aid	7,000	14,473	7,473	72,200	67,260	4,940-
01.045 Restricted Grants-in-Aid - SFSP	0	0	0	0	0	0
01.050 Property Tax Allocation	0	0	0	922,000	920,185	1,815-
01.060 All Other Operating Revenue	54,000	38,295	15,705-	705,000	749,375	44,375
01.070 Total Revenue	930,125	913,381	16,744-	22,918,672	23,029,397	110,725
OTHER FINANCING SOURCES						
02.010 Proceeds from Sale of Notes	0	0	0	0	0	0
02.020 State Emergency Loans & Advancements (Approved)	0	0	0	0	0	0
02.040 Operating Transfers-In	0	0	0	0	0	0
02.050 Advances-In	0	0	0	0	0	0
02.060 All Other Financing Sources	1,000	70	930-	75,000	61,358	13,642-
02.070 Total Other Financing Sources	1,000	70	930-	75,000	61,358	13,642-
02.080 Total Revenues and Other Financing Sources	931,125	913,451	17,674-	22,993,672	23,090,755	97,083
EXPENDITURES						
03.010 Personal Services	1,100,000	1,117,281	17,281	11,991,000	12,119,181	128,181
03.020 Employees' Retirement/Insurance Benefits	555,000	559,113	4,113	5,730,000	5,782,397	52,397
03.030 Purchased Services	353,784	336,353	17,431-	3,657,784	3,707,282	49,498
03.040 Supplies and Materials	28,000	48,731	20,731	761,000	772,477	11,477
03.050 Capital Outlay	7,000	900-	7,900-	82,600	42,121	40,479-
03.060 Intergovernmental	0	0	0	0	0	0
04.010 Debt Service: All Principal (Historical)	0	0	0	0	0	0
04.020 Debt Service: Principal - Notes	0	0	0	0	0	0
04.030 Debt Service: Principal - State Loans	0	0	0	0	0	0
04.040 Debt Service: Principal - State Advancements	0	0	0	0	0	0
04.050 Debt Service: Principal - HB 264 Loans	0	0	0	0	0	0
04.055 Debt Service: Principal - Other	0	0	0	0	0	0
04.060 Debt Service: Interest and Fiscal Charges	0	0	0	0	0	0
04.300 Other Objects	5,500	9,939	4,439	316,000	309,856	6,144-
04.500 Total Expenditures	2,049,284	2,070,517	21,233	22,538,384	22,733,314	194,930
OTHER FINANCING USES						
05.010 Operating Transfers - Out	0	0	0	0	0	0
05.020 Advances - Out	0	0	0	0	0	0
05.030 All Other Financing Uses	0	0	0	0	0	0
05.040 Total Other Financing Uses	0	0	0	0	0	0
05.050 Total Expenditure and Other Financing Uses	2,049,284	2,070,517	21,233	22,538,384	22,733,314	194,930
06.010 Excess Rev & Oth Financing Sources over (under) Exp &	1,118,159-	1,157,066-	38,907-	455,288	357,441	97,847-
07.010 Beginning Cash Balance	11,237,205	11,178,265	58,940-	9,663,758	9,663,758	0
07.020 Ending Cash Balance	10,119,046	10,021,199	97,847-	10,119,046	10,021,199	97,847-
08.010 Outstanding Encumbrances	650,000	537,532	112,468-	650,000	537,532	112,468-

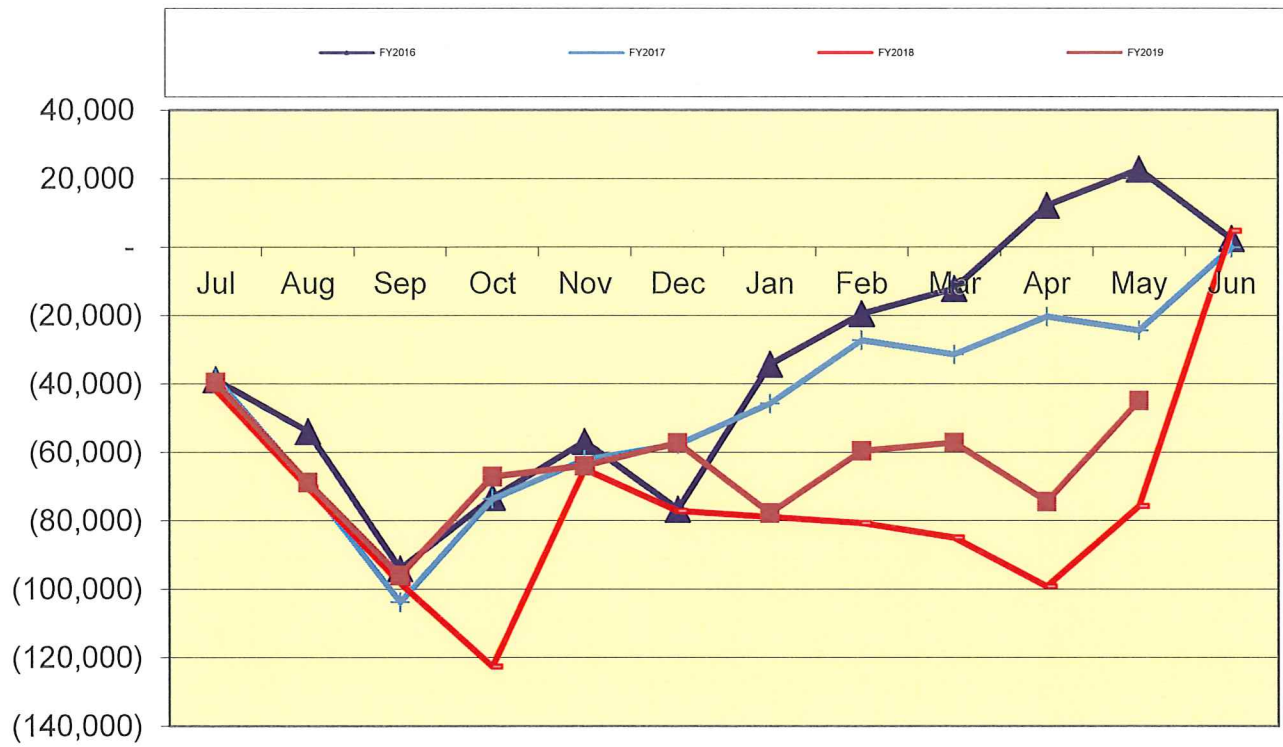
**LEXINGTON LOCAL SCHOOL DISTRICT
GENERAL FUND ONLY 2018-19
SUMMARY OF RECEIPTS AND EXPENDITURES - FIVE YEAR FORECAST FORMAT**

LINE 7.010	BEGINNING CASH BALANCE		\$ 9,663,758		
	5/31/2019	FISCAL YEAR TO DATE Estimate	FISCAL YEAR TO DATE Actual	VARIANCE Estimate vs. Actual	PERCENT of VARIANCE
	REVENUES				
LINE 1.010	Real Estate Tax	\$ 10,753,123	\$ 10,753,112	(\$11)	0.00%
LINE 1.020	Personal Property Tax	\$ 664,767	\$ 665,365	\$598	0.09%
LINE 1.030	Income Tax	\$ -	\$ -	\$0	
LINE 1.035	State Funding	\$ 9,801,582	\$ 9,874,100	\$72,518	0.74%
LINE 1.040	Career Tech / Economic Disadv.	\$ 72,200	\$ 67,260	(\$4,940)	-6.84%
LINE 1.050	Property Tax Allocation	\$ 922,000	\$ 920,185	(\$1,815)	-0.20%
LINE 1.060	Other Operating Revenue	\$ 705,000	\$ 749,375	\$44,375	6.29%
LINE 1.070	TOTAL REVENUE	\$ 22,918,672	\$ 23,029,397	\$110,725	0.48%
			\$ -		
LINE 2.01	Proceeds from Notes	\$ -	\$ -	\$0	
LINE 2.04	Transfers In	\$ -	\$ -	\$0	
LINE 2.050	Advances In	\$ -	\$ -	\$0	#DIV/0!
LINE 2.060	Other Financing Sources	\$ 75,000	\$ 61,358	(\$13,642)	-18.19%
LINE 2.070	TOTAL OTHER SOURCES	\$ 75,000	\$ 61,358	(\$13,642)	-18.19%
LINE 2.080	TOTAL REVENUES & Sources	\$ 22,993,672	\$ 23,090,755	\$97,083	0.42%
	EXPENSES				
LINE 3.010	Salaries	\$ 11,991,000	\$ 12,119,181	(\$128,181)	-1.07%
LINE 3.020	Retirement and Benefits	\$ 5,730,000	\$ 5,782,397	(\$52,397)	-0.91%
LINE 3.030	Purchased Services	\$ 3,657,784	\$ 3,707,282	(\$49,498)	-1.35%
LINE 3.040	Supplies and Materials	\$ 761,000	\$ 772,477	(\$11,477)	-1.51%
LINE 3.050	Capital Outlay and Equipment	\$ 82,600	\$ 42,121	\$40,479	49.01%
LINE 3.06	INTERGOVERNMENTAL	\$ -	\$ -	\$0	
LINE 4.020	DEBT SERVICE - Notes	\$ -	\$ -	\$0	
LINE 4.060	DEBT SERVICE - Interest charges	\$ -	\$ -	\$0	
LINE 4.300	Other Objects	\$ 316,000	\$ 309,856	\$6,144	1.94%
LINE 4.500	TOTAL EXPENDITURES	\$ 22,538,384	\$ 22,733,314	(\$194,930)	-0.86%
			\$ -		
LINE 5.00	TRANSFERS OUT	\$ -	\$ -	\$0	
LINE 5.02	ADVANCES OUT	\$ -	\$ -	\$0	
LINE 5.03	ALL OTHER USES	\$ -	\$ -	\$0	
LINE 5.040	TOTAL OTHER USES	\$ -	\$ -	\$0	
LINE 5.050	TOTAL EXPENDITURES & USES	\$ 22,538,384	\$ 22,733,314	(\$194,930)	-0.86%
		Estimate	Actual	Variance	
LINE 6.010	REVENUES OVER EXPENSES	\$ 455,288	\$ 357,441	(\$97,847)	
LINE 7.020	ENDING CASH BALANCE	\$ 10,119,046	\$ 10,021,199	(\$97,847)	
	Less Reserves	\$ (87,929)	\$ (87,929)	\$ -	
LINE 8.010	Less Outstanding Encumbrances	\$ (650,000)	\$ (537,532)	\$ 112,468	-17.30%
LINE 15.010	Unreserved Fund Balance	\$ 9,381,117	\$ 9,395,738	\$14,621	0.16%
		Estimate	Actual	Benchmark Yr. End	
	Salaries/Benefits as % of Revenue	77.3%	77.7%	80.1% or below	
	True Days Cash - Calendar Days on which can operate	139	138	90 or above optimal	

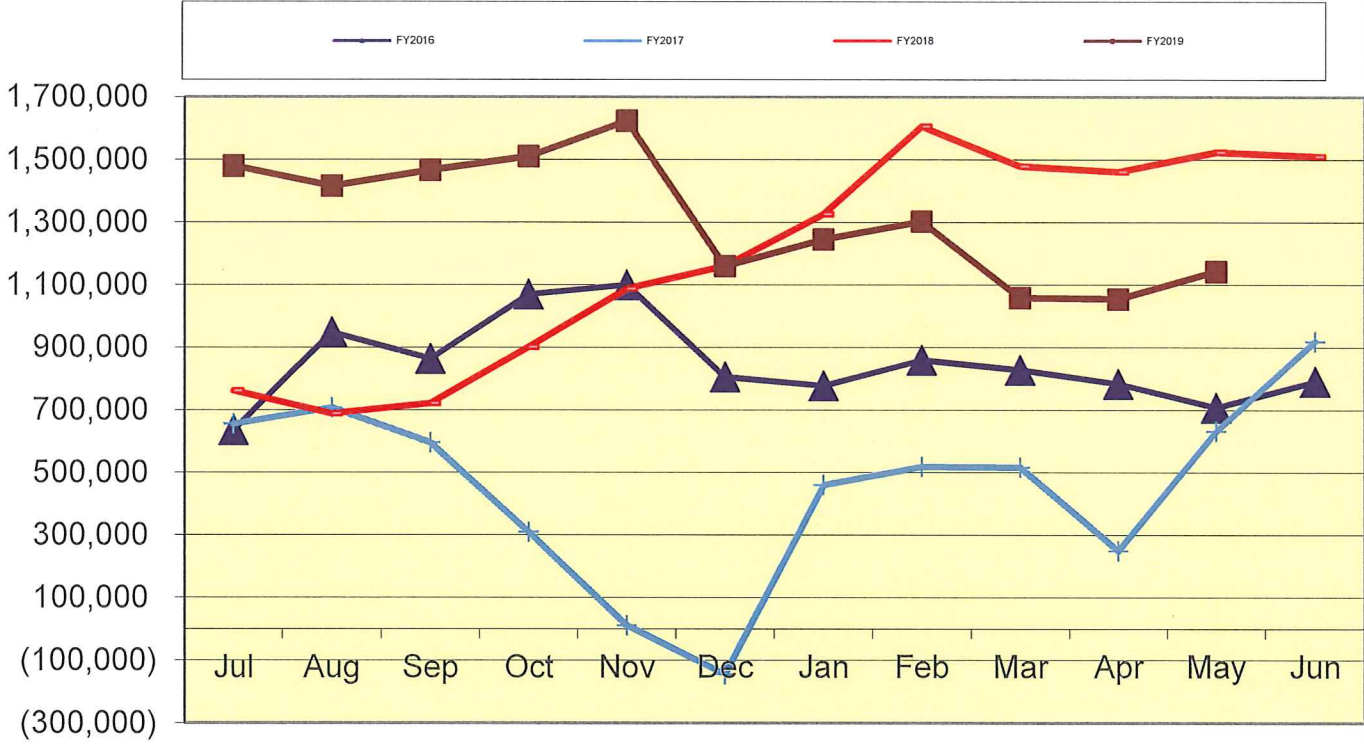
Lexington Local Schools General Fund Cash Balance



Lexington Local Schools Food Service Fund Cash Balance



Lexington Local Schools Employee Benefits Fund Cash Balance



Lexington Local Schools

Permanent Improvement Fund
5/31/2019

	Budgeted Amount	Actual Fiscal Year Expended	Current Encumbrances	Expenses / Encumbrances Over/Under Estimate	Remaining Estimated PI Project Costs
Instruction and Administration					
Instrumental Music Equipment	\$ 5,129.19	\$ 4,655.08	\$ 306.00	\$168.11	\$0.00
Western Reading Materials/Furniture	\$ 32,317.64	\$ 32,860.82	\$ 216.78	(\$759.96)	\$0.00
Central Reading Materials/Furniture	\$ 15,019.87	\$ 14,157.13	\$ 125.00	\$737.74	\$0.00
Central Music Equipment	\$ 933.55	\$ 1,098.28	\$ -	(\$164.73)	\$0.00
Western/Eastern Music Equipment	\$ 626.98	\$ 626.98	\$ -	\$0.00	\$0.00
3 Portable AED Units	\$ 4,647.21	\$ 4,361.41	\$ -	\$285.80	\$0.00
Eastern Reading Books/Materials	\$ 10,240.54	\$ 10,042.60	\$ 196.33	\$1.61	\$0.00
Central Adjustable Desk Lift	\$ 425.44	\$ 369.95	\$ -	\$55.49	\$0.00
Western Guidance Table / Stools	\$ 895.82	\$ 870.04	\$ -	\$25.78	\$0.00
JH Office Chairs	\$ 437.75	\$ 422.50	\$ -	\$15.25	\$0.00
JH PE Equipment	\$ 679.67	\$ -	\$ -	\$679.67	\$0.00
Security Office Equipment	\$ 1,308.82	\$ 1,365.10	\$ -	(\$56.28)	\$0.00
Central Reading Materials	\$ 3,000.00	\$ -	\$ -	\$3,000.00	\$0.00
Western Storage Cabinet	\$ 69.95	\$ -	\$ -	\$69.95	\$0.00
Western Music Room Chairs	\$ 1,264.44	\$ -	\$ -	\$1,264.44	\$0.00
Central Room Divider	\$ 500.88	\$ 500.88	\$ -	\$0.00	\$0.00
School Health Refrigerator	\$ 205.15	\$ 206.45	\$ -	(\$1.30)	\$0.00

Maintenance

HS Roof Project	\$ 26,553.00	\$ 26,553.00	\$ -	\$0.00	\$0.00
JH Roof Project	\$ 13,684.00	\$ 13,684.00	\$ -	\$0.00	\$0.00
JH Roof Project (FY18 Carryover)	\$ 6,553.00	\$ 6,553.00	\$ -	\$0.00	\$0.00
Eastern Concrete Curb/Walkway	\$ 13,300.00	\$ 13,340.00	\$ -	(\$40.00)	\$0.00
JH Chair Lift	\$ 20,000.00	\$ 16,950.00	\$ -	\$3,050.00	\$0.00
HS New Security Recording System	\$ 9,000.00	\$ 9,000.00	\$ -	\$0.00	\$0.00
Window Film Security	\$ 25,866.25	\$ 26,809.26	\$ -	(\$943.01)	\$0.00
Camera/Monitor Upgrades (Elementaries/JH)	\$ 33,259.69	\$ 33,260.03	\$ -	(\$0.34)	\$0.00
Bollards (Approx. 40)	\$ 24,700.00	\$ 24,700.00	\$ -	\$0.00	\$0.00
HS Parking Lot Trench Asphaltting	\$ 12,970.00	\$ 14,015.00	\$ -	(\$1,045.00)	\$0.00
Security Fencing Western/Eastern	\$ 8,908.00	\$ 8,900.00	\$ -	\$8.00	\$0.00
Ohio School Safety Grant	\$ (13,136.25)	\$ (13,136.25)	\$ -	\$0.00	\$0.00

Transportation

New buses	\$ 184,196.00	\$ 184,196.00	\$ -	\$0.00	\$0.00
-----------	---------------	---------------	------	--------	--------

Technology

Computers, servers, tech equip., etc.	\$ 198,000.00	\$ 204,573.67	\$ 550.00	(\$7,123.67)	\$0.00
---------------------------------------	---------------	---------------	-----------	--------------	--------

Food Service

Food Service Equipment	\$ 751.85	\$ 748.96	\$ -	\$2.89	\$0.00
------------------------	-----------	-----------	------	--------	--------

Athletics and Student Activities

HS Athletics Equipment	\$ 24,570.00	\$ 24,162.50	\$ -	\$407.50	\$0.00
Visitor Side FB Stadium Drainage System	\$ 3,780.00	\$ 3,780.00	\$ -	\$0.00	\$0.00
Portable AED Unit	\$ 1,549.07	\$ 1,406.17	\$ -	\$142.90	\$0.00

Fees

Tax Collection Fees	\$ 14,500.00	\$ 12,711.68	\$ -	\$1,788.32	\$1,788.32
---------------------	--------------	--------------	------	------------	------------

	Budgeted Amount	Actual Fiscal Year Expended	Current Encumbrances	Expenses / Encumbrances Over/Under Estimate	Remaining Estimated PI Project Costs
Totals	\$ 686,707.51	\$ 683,744.24	\$ 1,394.11	\$1,569.16	\$1,788.32
Total Budgeted	\$ 686,707.51				

Actual Cash Balance 7/1/18	\$ 44,751.40
Revenues FY19 - Taxes from levy	\$ 662,477.81
Expenditures FY19	\$ (683,744.24)
Current Cash Balance	\$23,484.97
Current Encumbrances	\$ (1,394.11)
Available Balance	\$22,090.86

Remaining Estimated Revenues FY19 - Taxes from levy	\$ 37,522.19
Less: Remaining Estimated PI Project Costs	(\$1,788.32)
6/30/19 Estimated Carryover	\$ 57,824.73

Lexington Local Schools

Food Service Fund 2018-19 vs. 2017-2018 vs. 2016-2017

							Beginning Balance 7/1/18	\$ 4,848
2018-2019 Through 5/31/19								
<i>Revenues</i>	District-Wide	High School	Junior High	Eastern	Central	Western	Total	
Student Type A, Ezipay, Misc	\$ -	\$ 87,169	\$ 41,905	\$ 45,445	\$ 38,520	\$ 32,627	\$ 245,666	
Student Break, Milk & A La Carte	\$ -	\$ 49,445	\$ 14,934	\$ 9,955	\$ 7,323	\$ 6,386	\$ 88,043	
Adult & Misc revenues	\$ 8,116	\$ 4,452	\$ 863	\$ 2,020	\$ 1,446	\$ 1,213	\$ 18,110	
State Reimb	\$ -	\$ 1,190	\$ 865	\$ 1,515	\$ 974	\$ 865	\$ 5,409	
Federal Reimb	\$ -	\$ 55,869	\$ 40,466	\$ 70,507	\$ 45,684	\$ 40,704	\$ 253,230	
Transfer In	\$ -	\$ -	\$ -	\$ -	\$ -	\$ -	\$ -	
Total Revenues	\$ 8,116	\$ 198,125	\$ 99,033	\$ 129,442	\$ 93,947	\$ 81,795	\$ 610,458	
<i>Expenses</i>								
Wages	\$ 44,458	\$ 103,103	\$ 51,418	\$ 37,110	\$ 32,764	\$ 32,356	\$ 301,209	
Severance	\$ -	\$ -	\$ -	\$ -	\$ -	\$ -	\$ -	
Retirement	\$ 10,699	\$ 17,539	\$ 8,875	\$ 8,743	\$ 6,135	\$ 5,558	\$ 57,549	
Medical	\$ 24,198	\$ 39,076	\$ 17,296	\$ 29,162	\$ 6,701	\$ -	\$ 116,433	
Life, Dent, MC, WC	\$ 1,448	\$ 3,701	\$ 2,313	\$ 1,614	\$ 1,118	\$ 631	\$ 10,825	
Purch Serv, Repairs, Phone, Post:	\$ 2,823	\$ 1,167	\$ 1,507	\$ 657	\$ 472	\$ 595	\$ 7,221	
Supplies	\$ 3,917	\$ 59,230	\$ 30,565	\$ 46,422	\$ 13,635	\$ 13,043	\$ 166,812	
Food Costs	\$ -	\$ -	\$ -	\$ -	\$ -	\$ -	\$ -	
Equipment	\$ 132	\$ -	\$ -	\$ -	\$ -	\$ -	\$ 132	
Other Costs	\$ -	\$ -	\$ -	\$ -	\$ -	\$ -	\$ -	
Total Expenses	\$ 87,675	\$ 223,816	\$ 111,974	\$ 123,708	\$ 60,825	\$ 52,183	\$ 660,181	
Net Gain (Loss)	\$ (79,559)	\$ (25,691)	\$ (12,941)	\$ 5,734	\$ 33,122	\$ 29,612	\$ (49,723)	
							Ending Cash Balance 5/31/19	\$ (44,875)

							Beginning Balance 7/1/17	\$ 13
2017-2018 Through 5/31/18								
<i>Revenues</i>	District-Wide	High School	Junior High	Eastern	Central	Western	Total	
Student Type A, Ezipay, Misc	\$ -	\$ 90,348	\$ 38,487	\$ 44,624	\$ 35,367	\$ 31,063	\$ 239,889	
Student Break, Milk & A La Carte	\$ -	\$ 55,026	\$ 13,884	\$ 12,320	\$ 5,330	\$ 7,279	\$ 93,839	
Adult & Misc revenues	\$ 7,082	\$ 4,307	\$ 1,010	\$ 1,871	\$ 1,390	\$ 1,315	\$ 16,975	
State Reimb	\$ -	\$ 1,303	\$ 907	\$ 1,587	\$ 1,133	\$ 737	\$ 5,667	
Federal Reimb	\$ -	\$ 59,686	\$ 41,394	\$ 72,524	\$ 52,597	\$ 36,248	\$ 262,449	
Transfer In	\$ -	\$ -	\$ -	\$ -	\$ -	\$ -	\$ -	
Total Revenues	\$ 7,082	\$ 210,670	\$ 95,682	\$ 132,926	\$ 95,817	\$ 76,642	\$ 618,819	
<i>Expenses</i>								
Wages	\$ 43,698	\$ 108,662	\$ 48,872	\$ 34,237	\$ 31,451	\$ 31,653	\$ 298,573	
Severance	\$ -	\$ -	\$ -	\$ -	\$ -	\$ -	\$ -	
Retirement	\$ 10,512	\$ 20,541	\$ 7,939	\$ 7,227	\$ 7,058	\$ 5,688	\$ 58,965	
Medical	\$ 25,241	\$ 47,946	\$ 22,199	\$ 30,419	\$ 6,990	\$ -	\$ 132,795	
Life, Dent, MC, WC	\$ 1,489	\$ 3,964	\$ 2,272	\$ 1,523	\$ 1,144	\$ 638	\$ 11,030	
Purch Serv, Repairs, Phone, Post:	\$ 3,060	\$ 1,358	\$ 2,877	\$ 1,121	\$ 923	\$ 493	\$ 9,832	
Supplies	\$ 3,233	\$ -	\$ -	\$ -	\$ -	\$ -	\$ 3,233	
Food Costs	\$ -	\$ 70,857	\$ 29,847	\$ 50,686	\$ 14,901	\$ 13,804	\$ 180,095	
Equipment	\$ -	\$ -	\$ -	\$ -	\$ -	\$ -	\$ -	
Other Costs	\$ -	\$ -	\$ -	\$ -	\$ -	\$ -	\$ -	
Total Expenses	\$ 87,233	\$ 253,328	\$ 114,006	\$ 125,213	\$ 62,467	\$ 52,276	\$ 694,523	
Net Gain (Loss)	\$ (80,151)	\$ (42,658)	\$ (18,324)	\$ 7,713	\$ 33,350	\$ 24,366	\$ (75,704)	
							Ending Cash Balance 5/31/18	\$ (75,691)

							Beginning Balance 7/1/16	\$ 2,553
2016-2017 Through 5/31/17								
<i>Revenues</i>	District-Wide	High School	Junior High	Eastern	Central	Western	Total	
Student Type A, Ezipay, Misc	\$ -	\$ 94,937	\$ 42,372	\$ 43,015	\$ 36,052	\$ 32,348	\$ 248,724	
Student Break, Milk & A La Carte	\$ -	\$ 62,026	\$ 17,711	\$ 10,849	\$ 5,774	\$ 5,901	\$ 102,261	
Adult & Misc revenues	\$ 19,365	\$ 7,300	\$ 1,342	\$ 2,102	\$ 2,188	\$ 1,113	\$ 33,410	
State Reimb	\$ -	\$ 1,309	\$ 968	\$ 1,480	\$ 1,138	\$ 797	\$ 5,692	
Federal Reimb	\$ -	\$ 63,924	\$ 49,704	\$ 73,332	\$ 55,947	\$ 41,371	\$ 284,278	
Total Revenues	\$ 19,365	\$ 229,496	\$ 112,097	\$ 130,778	\$ 101,099	\$ 81,530	\$ 674,365	
<i>Expenses</i>								
Wages	\$ 42,917	\$ 110,358	\$ 48,749	\$ 34,092	\$ 32,702	\$ 30,163	\$ 298,981	
Severance	\$ -	\$ -	\$ -	\$ -	\$ -	\$ -	\$ -	
Retirement	\$ 10,310	\$ 22,099	\$ 7,902	\$ 8,610	\$ 5,930	\$ 4,809	\$ 59,660	
Medical	\$ 22,727	\$ 41,083	\$ 24,670	\$ 27,389	\$ 3,066	\$ -	\$ 118,935	
Life, Dent, MC, WC	\$ 1,344	\$ 3,525	\$ 2,096	\$ 1,432	\$ 837	\$ 539	\$ 9,773	
Purch Serv, Repairs, Phone, Post:	\$ 3,009	\$ 7,179	\$ 3,083	\$ 538	\$ 812	\$ 538	\$ 15,159	
Supplies	\$ 5,067	\$ -	\$ -	\$ -	\$ -	\$ -	\$ 5,067	
Food Costs	\$ -	\$ 80,197	\$ 31,344	\$ 51,229	\$ 16,198	\$ 14,668	\$ 193,636	
Equipment	\$ -	\$ -	\$ -	\$ -	\$ -	\$ -	\$ -	
Other Costs	\$ -	\$ -	\$ -	\$ -	\$ -	\$ -	\$ -	
Total Expenses	\$ 85,374	\$ 264,441	\$ 117,844	\$ 123,290	\$ 59,545	\$ 50,717	\$ 701,211	
Net Gain (Loss)	\$ (66,009)	\$ (34,945)	\$ (5,747)	\$ 7,488	\$ 41,554	\$ 30,813	\$ (26,846)	
							Ending Cash Balance 5/31/17	\$ (24,293)

Check#	Check Date	Org Sta	Vendor Paid	Check Amount	Status Date
085119	05/02/2019	W/R	NEUENSCHWANDER, C. (BRETT)	93.75	05/07/2019
085120	05/02/2019	W/R	MARTIN, CHRISTINA D	93.75	05/07/2019
085121	05/02/2019	W/R	ENTERTAINING ED'S DJ SERVICE	500.00	05/07/2019
085122	05/02/2019	W/R	HILTON COLUMBUS EASTON	378.00	05/07/2019
085123	05/02/2019	W/R	LEX LANES	1,075.00	05/08/2019
085124	05/02/2019	W/R	CLAPP, RICHARD	160.00	05/06/2019
085126	05/03/2019	W/W	AATSP (AMERICA ASSOC. OF	50.00	
085127	05/03/2019	W/R	BADERTSCHER, AMANDA	215.00	05/14/2019
085128	05/03/2019	W/R	AMERICAN TIME & SIGNAL	461.80	05/10/2019
085129	05/03/2019	W/R	B & B DRAIN SERVICE	400.00	05/13/2019
085130	05/03/2019	W/R	BAKER VEHICLE SYSTEMS, INC.	2,500.00	05/08/2019
085131	05/03/2019	W/R	BRIDGEWAY ACADEMY	5,549.50	05/14/2019
085132	05/03/2019	W/W	CARDINAL BUS SALES & SERVICE	15.80	
085133	05/03/2019	W/R	CARDINAL RENTAL & SALES, LTD	298.00	05/13/2019
085134	05/03/2019	W/R	BERNHARDT, CAROL	480.00	05/10/2019
085135	05/03/2019	W/R	CDW-G	385.33	05/09/2019
085136	05/03/2019	W/R	COLE DISTRIBUTING	18,274.68	05/09/2019
085137	05/03/2019	W/R	COLES ENERGY, INC.	1,464.82	05/10/2019
085138	05/03/2019	W/R	DOMKA, DOUGLAS DANIEL	480.00	05/13/2019
085139	05/03/2019	W/R	HEALTHCARE BILLING SERVICES	12,590.81	05/10/2019
085140	05/03/2019	W/R	HOBART SERVICE	1,811.02	05/10/2019
085141	05/03/2019	W/R	J & B ACCOUSTICAL	149.78	05/08/2019
085142	05/03/2019	W/R	HAYES, JAMES	776.28	05/13/2019
085143	05/03/2019	W/R	HOLZWORTH, KENNETH	225.00	05/13/2019
085144	05/03/2019	W/R	LEUKEMIA & LYMPHOMA SOCIETY	1,400.60	05/09/2019
085145	05/03/2019	W/R	LEXINGTON AUTO PARTS	9.66	05/09/2019
085146	05/03/2019	W/R	BROWN, LINDSAY TAYLOR	200.00	05/13/2019
085147	05/03/2019	W/R	LITERACY RESOURCES INC	84.99	05/16/2019
085148	05/03/2019	W/R	LOWE'S HOME CENTER	58.23	05/13/2019
085149	05/03/2019	W/R	MENARDS	585.02	05/17/2019
085150	05/03/2019	W/R	MID-OHIO AUTO REPAIR	1,666.49	05/13/2019
085151	05/03/2019	W/R	NORTH CENTRAL OHIO ESC	1,024.50	05/09/2019
085152	05/03/2019	W/R	OHIO PEACE OFFICER TRAINING	800.00	05/13/2019
085153	05/03/2019	W/R	OHIO SCHOOL BD. ASSOC.	240.00	05/09/2019
085154	05/03/2019	W/R	ELLIS, PAMELA	420.00	05/28/2019
085155	05/03/2019	W/R	PICTURE PERFECT PHOTOBOOTH LLC	470.06	05/08/2019
085156	05/03/2019	W/R	BAKER, RALPH	20.01	05/10/2019
085157	05/03/2019	W/R	PITTMAN, REBECCA J	420.00	05/10/2019
085158	05/03/2019	W/R	RICHLAND NEWHOPE CENTER	3,848.00	05/09/2019
085159	05/03/2019	W/R	S & P APPLIANCE	4,048.46	05/13/2019
085160	05/03/2019	W/R	SCHMIDT SECURITY	2,689.59	05/08/2019
085161	05/03/2019	W/R	SCHOOL SPECIALTY INC.	185.15	05/09/2019
085162	05/03/2019	W/R	SHARE CORPORATION	446.87	05/13/2019
085163	05/03/2019	W/R	HOLLOWAY, SHEILA	2,415.00	05/22/2019
085164	05/03/2019	W/R	SIESEL DISTRIBUTING, LLC	25.10	05/10/2019
085165	05/03/2019	W/R	SDE REGISTRATIONS	807.00	05/23/2019
085166	05/03/2019	W/R	HILL, STEPHANIE	480.00	05/14/2019
085167	05/03/2019	W/W	PINKELMAN, TRACEY	100.00	
085168	05/03/2019	W/R	TREASURER, STATE OF OHIO	100.00	05/10/2019
085169	05/03/2019	W/R	UCP OF GREATER CLEVELAND	8,400.00	05/09/2019
085170	05/03/2019	W/R	WORNER ROOFING COMPANY	492.00	05/08/2019
085171	05/07/2019	W/R	POWER OF THE PEN	125.00	05/17/2019

Check#	Check Date	Org Sta	Vendor Paid	Check Amount	Status Date
085172	05/07/2019	W/R	SAM'S CLUB	27.40	05/13/2019
085173	05/08/2019	W/R	NICKLES BAKERY	1,018.27	05/20/2019
085174	05/08/2019	W/R	JAVUREK, AUSTIN	495.00	05/10/2019
085175	05/08/2019	W/R	BAUMSPAGE.COM,LLC	18.00	05/17/2019
085176	05/08/2019	W/R	CLEARWATER SYSTEMS	159.10	05/14/2019
085177	05/08/2019	W/R	CRESTLINE EXEMPTED VILLAGE	100.00	05/16/2019
085178	05/08/2019	W/R	CULLIGAN QUALITY WATER	37.00	05/14/2019
085179	05/08/2019	W/R	SPELLING OUT DYSLEXIA	600.00	05/16/2019
085180	05/08/2019	W/R	HANK'S SALES & SERVICE, INC.	550.00	05/14/2019
085181	05/08/2019	W/R	RIVERSIDE PUBLISHING	592.71	05/13/2019
085182	05/08/2019	W/R	WHITESEL, JASON	278.40	05/21/2019
085183	05/08/2019	W/R	SCHMIDT, JAY- NON 1099	23.98	05/10/2019
085184	05/08/2019	W/R	JOSTEN'S	192.00	05/14/2019
085185	05/08/2019	W/R	KELL ACE HARDWARE	17.36	05/14/2019
085186	05/08/2019	W/R	LEXINGTON AUTO PARTS	1,070.82	05/14/2019
085187	05/08/2019	W/R	M-F ATHLETIC COMPANY	1,215.00	05/14/2019
085188	05/08/2019	W/R	OLECKI, MICHELLE	300.00	05/20/2019
085189	05/08/2019	W/R	MID-OHIO ED. SERVICE CENTER	14.00	05/13/2019
085190	05/08/2019	W/R	MUSIC THEATRE INTERNATIONAL	2,475.00	05/16/2019
085191	05/08/2019	W/R	MVD SPORTS	2,659.00	05/14/2019
085192	05/08/2019	W/R	QUENCH	39.14	05/15/2019
085193	05/08/2019	W/R	RENHILL GROUP, INC.	13,537.14	05/14/2019
085194	05/08/2019	W/R	SOUTHPAW ENTERPRISES	36.50	05/14/2019
085195	05/08/2019	W/R	STOODTS MARKET	248.25	05/14/2019
085196	05/13/2019	W/R	AMAZON.COM/ AMEX	3,910.59	05/20/2019
085197	05/13/2019	W/R	AMERICAN EXPRESS	424.99	05/20/2019
085198	05/13/2019	W/R	AWARDSMITH	29.25	05/23/2019
085199	05/13/2019	W/R	BARNES & NOBLE	59.94	05/21/2019
085200	05/13/2019	W/R	CDW-G	103.78	05/20/2019
085201	05/13/2019	W/R	CHARLES RITTER CO.	26.96	05/16/2019
085202	05/13/2019	W/R	COWLES, CINDY	1,202.04	05/17/2019
085203	05/13/2019	W/R	SPELLING OUT DYSLEXIA	250.00	05/28/2019
085204	05/13/2019	W/R	GIONINO'S PIZZERIA	172.00	05/20/2019
085205	05/13/2019	W/W	HAYES, JAMES	776.28	
085206	05/13/2019	W/R	ROBERTS, JOE	32.99	05/20/2019
085207	05/13/2019	W/R	McPEEK, KRISTEN	45.89	05/15/2019
085208	05/13/2019	W/R	MID-OHIO ED. SERVICE CENTER	42.00	05/20/2019
085209	05/13/2019	W/W	OHIO ASSOCIATION FOR PUPIL	35.00	
085210	05/13/2019	W/R	RC THERAPY SERVICES, INC.	9,746.25	05/24/2019
085211	05/13/2019	W/R	SMITHFOODS, INC	3,340.37	05/21/2019
085212	05/13/2019	W/R	STATE OF OHIO UST BOARD	1,100.00	05/17/2019
085213	05/13/2019	W/R	TRUCK SALES & SERVICE, INC.	5,945.41	05/17/2019
085214	05/14/2019	W/R	BAKER, RALPH	200.00	05/15/2019
085215	05/14/2019	W/R	SCHAUB, RON	35.00	05/24/2019
085216	05/14/2019	B/R	OHIO CARDINAL CONFERENCE	926.36	05/20/2019
085217	05/15/2019	W/R	BAKER VEHICLE SYSTEMS, INC.	94.18	05/20/2019
085218	05/15/2019	W/R	ACCESSIBILITY SOLUTIONS LLC	450.00	05/28/2019
085219	05/15/2019	W/R	CARDINAL BUS SALES & SERVICE	217.92	05/21/2019
085220	05/15/2019	W/R	CLEAR FORK VALLEY LOCAL	966.28	05/22/2019
085221	05/15/2019	W/R	COMMERCIAL PARTS & SERVICE	152.79	05/21/2019
085222	05/15/2019	W/R	EQUIPARTS	170.77	05/21/2019
085223	05/15/2019	W/R	GRAINGER	27.41	05/21/2019

Check#	Check Date	Org Sta	Vendor Paid	Check Amount	Status Date
085224	05/15/2019	W/R	HD SUPPLY FACILITIES	24.77	05/22/2019
085225	05/15/2019	W/W	HOOPER, JENNIFER	600.00	
085226	05/15/2019	W/R	KELL ACE HARDWARE	143.15	05/21/2019
085227	05/15/2019	W/R	MENARDS	384.92	05/22/2019
085228	05/15/2019	W/W	OHIO HIGH SCHOOL GOLF COACHES	25.00	
085229	05/15/2019	W/R	CONOVER, PAM	525.00	05/17/2019
085230	05/15/2019	W/R	PLANNER PADS, CO.	36.48	05/28/2019
085231	05/15/2019	W/R	BIGLEY, REBECCA-NON 1099	121.42	05/24/2019
085232	05/15/2019	W/R	RUMPKE	952.67	05/21/2019
085233	05/15/2019	W/R	S & P APPLIANCE	139.14	05/28/2019
085234	05/15/2019	W/R	SCHMIDT SECURITY	1,204.25	05/21/2019
085235	05/15/2019	W/R	SIESEL DISTRIBUTING, LLC	1,025.23	05/22/2019
085236	05/15/2019	W/R	SDE REGISTRATIONS	269.00	05/23/2019
085237	05/15/2019	W/R	TERRACYCLE INC	462.00	05/21/2019
085238	05/15/2019	W/R	TREASURER, STATE OF OHIO	350.00	05/23/2019
085239	05/15/2019	W/R	STIMA, VICKIE	86.75	05/17/2019
085240	05/15/2019	W/R	VOLZ FENCING	325.00	05/21/2019
085241	05/15/2019	W/R	WOLFF BROS. SUPPLY, INC.	522.43	05/21/2019
085242	05/15/2019	W/R	WORNER ROOFING COMPANY	2,784.00	05/20/2019
085243	05/16/2019	W/R	POST MASTER	165.00	05/21/2019
085244	05/16/2019	W/R	BAKER, RALPH	205.00	05/17/2019
085245	05/17/2019	W/R	DAYS INN	160.20	05/22/2019
085246	05/17/2019	W/R	BUCKS BAR AND GRILL	200.00	05/21/2019
085247	05/17/2019	W/R	SCHAUB, RON	20.00	05/24/2019
085248	05/20/2019	B/R	NWDAB	1,222.00	05/29/2019
085249	05/20/2019	W/W	BADERTSCHER, AMANDA	160.00	
085250	05/20/2019	W/R	BAUMSPAGE.COM, LLC	48.64	05/29/2019
085251	05/20/2019	W/R	CARDINAL BUS SALES & SERVICE	332.33	05/24/2019
085252	05/20/2019	W/R	CBIZ BENEFITS & INSURANCE	2,750.00	05/28/2019
085253	05/20/2019	W/R	CDW-G	279.55	05/28/2019
085254	05/20/2019	W/R	CHARLES RITTER CO.	127.16	05/23/2019
085255	05/20/2019	W/R	COLUMBIA GAS OF OHIO	3,086.56	05/29/2019
085256	05/20/2019	W/R	DIRECT ENERGY BUSINESS MARKETI	5,494.36	05/28/2019
085257	05/20/2019	W/W	FLUENCY MATTERS	44.00	
085258	05/20/2019	W/W	FRONT & CENTER TURF	1,654.89	
085259	05/20/2019	W/R	GRADY ENTERPRISES, INC.	1,100.52	05/24/2019
085260	05/20/2019	W/R	HAUGLAND LEARNING CENTER LLC	6,500.00	05/28/2019
085261	05/20/2019	W/R	NOBLET, JILLIAN	1,200.00	05/28/2019
085262	05/20/2019	W/R	ROBERTS, JOE	27.53	05/22/2019
085263	05/20/2019	W/R	JOSTEN'S	156.34	05/24/2019
085264	05/20/2019	W/W	GUY, KATHERINE	79.24	
085265	05/20/2019	W/R	SCHWECHHEIMER, KATHY	58.00	05/21/2019
085266	05/20/2019	W/R	GLAZE, KATIE	100.00	05/22/2019
085267	05/20/2019	W/R	HEIMANN, KAYLA	70.16	05/23/2019
085268	05/20/2019	W/R	MAYNE TRANSPORTATION LLC	3,500.00	05/24/2019
085269	05/20/2019	W/W	OAEP	50.00	
085270	05/20/2019	W/R	OHIO DEPART. OF JOB & FAMILY	4.71	05/31/2019
085271	05/20/2019	W/W	PHOTORAMA	775.00	
085272	05/20/2019	W/W	PIONEER MANUFACTURING	212.60	
085273	05/20/2019	W/R	BAKER, RALPH	10.00	05/22/2019
085274	05/20/2019	W/W	S & P APPLIANCE	50.05	
085275	05/20/2019	W/W	THE FRIENDS OF THE 179TH	190.00	

Check#	Check Date	Org Sta	Vendor Paid	Check Amount	Status Date
085276	05/20/2019	W/R	THE CENTER FOR INDIVIDUAL &	4,132.50	05/30/2019
085277	05/20/2019	W/R	TREASURER, STATE OF OHIO	53.25	05/30/2019
085278	05/20/2019	W/R	VOLZ, TRICIA L. NON-1099	226.22	05/28/2019
085279	05/20/2019	W/R	US BANK	4,121.58	05/28/2019
085280	05/21/2019	W/R	HYATT PLACE CINCINNATI NE	233.26	05/30/2019
085281	05/21/2019	W/R	MORROW, KEVIN	290.00	05/24/2019
085282	05/21/2019	W/R	BAKER, RALPH	300.00	05/22/2019
085283	05/21/2019	W/R	SCHAUB, RON	160.00	05/31/2019
085284	05/21/2019	B/R	BASHAM, DANIELLE	20.00	05/30/2019
085285	05/21/2019	B/B	BRODZENSKI, JOE	17.00	
085286	05/21/2019	B/R	BRANT, LIZ	28.50	05/28/2019
085287	05/21/2019	B/B	OLENTANGY BOOSTERS	300.00	
085288	05/21/2019	B/R	KAMADANA, SWAPNA	250.00	05/28/2019
085289	05/21/2019	B/B	LYNN, DANIELLE	22.00	
085290	05/21/2019	B/R	WESTERHEIDE, MALLORY	30.00	05/28/2019
085291	05/21/2019	B/B	BENCE, STACEY	40.00	
085292	05/21/2019	B/R	BEIREIS, DEIDRA	30.00	05/31/2019
085293	05/21/2019	W/W	ENGELMAN, BRENDA	6.80	
085294	05/21/2019	W/W	REAMSNIDER, JENI	25.00	
085295	05/21/2019	W/R	MOHICAN ADVENTURES	1,767.00	05/29/2019
085296	05/21/2019	W/R	HOOKER, PAMELA	25.00	05/31/2019
085297	05/21/2019	W/W	ARNETT, SANDRA	15.00	
085298	05/21/2019	W/W	USI, INC.	164.40	
085299	05/23/2019	W/R	ENTERTAINING ED'S DJ SERVICE	170.00	05/29/2019
085300	05/23/2019	W/W	DAVIS, MICHAEL J	93.75	
085301	05/23/2019	W/W	METCALF, MINDY T	93.75	
085302	05/23/2019	W/R	BAKER, RALPH	140.00	05/28/2019
085303	05/28/2019	W/W	BADERTSCHER, AMANDA	40.00	
085304	05/28/2019	W/W	AMERICAN ELECTRIC POWER	22,571.73	
085305	05/28/2019	W/W	AWARDSMITH	1,387.00	
085306	05/28/2019	W/W	CARDINAL BUS SALES & SERVICE	39.43	
085307	05/28/2019	W/W	CDW-G	45.46	
085308	05/28/2019	W/W	CenturyLink	811.31	
085309	05/28/2019	W/W	CHARLES RITTER CO.	61.74	
085310	05/28/2019	W/W	CHILDREN'S THEATRE FOUNDATION	364.00	
085311	05/28/2019	W/W	COWLES, CINDY	1,202.04	
085312	05/28/2019	W/W	CLEVELAND CLINIC CHILDREN'S	1,572.00	
085313	05/28/2019	W/W	COLE DISTRIBUTING	214.71	
085314	05/28/2019	W/R	JAMIESON, CONSTANCE	410.00	05/31/2019
085315	05/28/2019	W/W	EDGE DOCUMENT SOLUTIONS, LLC	669.00	
085316	05/28/2019	W/W	SPELLING OUT DYSLEXIA	300.00	
085317	05/28/2019	W/W	GIONINO'S PIZZERIA	47.00	
085318	05/28/2019	W/R	ROUSH, HEIDI	1,200.00	05/31/2019
085319	05/28/2019	W/W	INSTITUTE FOR MULTI-SENSORY ED	1,175.00	
085320	05/28/2019	W/W	HAYES, JAMES	776.28	
085321	05/28/2019	W/W	JOSTEN'S	20.51	
085322	05/28/2019	W/R	KAHL'S TELECOMMUNICATIONS	1,080.00	05/31/2019
085323	05/28/2019	W/W	GUY, KATHERINE	104.48	
085324	05/28/2019	W/R	HEIMANN, KAYLA	296.61	05/30/2019
085325	05/28/2019	W/W	HOLDER, KELLY	120.00	
085326	05/28/2019	W/W	MORROW, KEVIN	20.02	
085327	05/28/2019	W/W	KIMBALL MIDWEST	317.13	

Check#	Check Date	Org Sta	Vendor Paid	Check Amount	Status Date
085328	05/28/2019	W/W	LEX LANES	80.73	
085329	05/28/2019	W/W	LEXINGTON LOCAL SCHOOLS	15.21	
085330	05/28/2019	W/R	MANSFIELD CITY SCHOOLS	300.00	05/31/2019
085331	05/28/2019	W/R	MARCO PHOTO	377.00	05/31/2019
085332	05/28/2019	W/W	MCCAMMON, MEGAN	540.00	
085333	05/28/2019	W/R	KATHREIN, MICHAEL	121.91	05/30/2019
085334	05/28/2019	W/W	STAPLES, MITCHELL L	450.00	
085335	05/28/2019	W/W	OHIO HIGH SCHOOL ATH. ASSOC.	80.00	
085336	05/28/2019	W/W	OHIO.NET INTERNET PROVIDERS	464.20	
085337	05/28/2019	W/W	OIAAAA-LTI	85.00	
085338	05/28/2019	W/W	RENAISSANCE LEARNING, INC.	1,500.00	
085339	05/28/2019	W/W	RENHILL GROUP, INC.	12,685.31	
085340	05/28/2019	W/W	SCHOLASTIC BOOK FAIRS	3,997.70	
085341	05/28/2019	W/R	GONGWER, SHANON	962.84	05/31/2019
085342	05/28/2019	W/R	BLACKSTONE, STEPHANIE	540.00	05/31/2019
085343	05/28/2019	W/W	BACHELDER, THOMAS	100.00	
085344	05/28/2019	W/R	BROWNELL, TOM	280.15	05/30/2019
085345	05/28/2019	W/W	MCDANIEL, TRACY	945.46	
085346	05/28/2019	W/W	OHIO BUREAU OF CRIMINAL IDENT.	454.50	
085347	05/28/2019	W/W	TREASURER, STATE OF OHIO	40.00	
085348	05/28/2019	W/W	HUGHES, TRISHA	15.00	
085349	05/28/2019	W/W	TWO2 ENTERPRISES, LLC	309.69	
085350	05/28/2019	W/W	HUNTER, VALERIE	156.77	
085351	05/28/2019	W/W	VERIZON WIRELESS	694.59	
085352	05/28/2019	W/W	STIMA, VICKIE	100.23	
085353	05/28/2019	W/W	WAL-MART DISCOUNT CITIES	596.55	
085354	05/29/2019	W/W	LEX LANES	724.00	
085355	05/29/2019	B/B	WHITNEY, MARY BETH	100.00	
085356	05/29/2019	B/B	CARTER, ANN	26.25	
085357	05/29/2019	W/W	HAYES, JAMES	776.28	
085358	05/30/2019	W/W	HOMWOOD SUITES	1,194.00	
085359	05/30/2019	W/R	BAKER, RALPH	610.00	05/31/2019
085360	05/31/2019	W/W	CRIST, ALYSSA	98.80	
085361	05/31/2019	W/W	RICHWINE, AMY BLAIR	90.00	
085362	05/31/2019	W/W	COLLEGE BOARD, THE	5,838.00	
085363	05/31/2019	W/W	ARTOME	1,676.00	
085364	05/31/2019	W/W	AWARDSMITH	3,018.75	
085365	05/31/2019	W/W	CDW-G	157.37	
085366	05/31/2019	W/W	CHARLES RITTER CO.	72.58	
085367	05/31/2019	W/W	DELL MARKETING L.P.	49.66	
085368	05/31/2019	W/W	EIFRID, DIANE	237.22	
085369	05/31/2019	W/W	MORANDO, ELISABETH	185.74	
085370	05/31/2019	W/W	FINISHTIMING	2,008.80	
085371	05/31/2019	W/W	FORGET-ME-NOT FLOWER SHOP, INC.	503.00	
085372	05/31/2019	W/W	EGGERTON, GENELLE	234.16	
085373	05/31/2019	W/W	FEUCHT, STEVEN G	47.49	
085374	05/31/2019	W/W	GIONINO'S PIZZERIA	218.00	
085375	05/31/2019	W/W	WINNER, GRETCHEN	100.00	
085376	05/31/2019	W/W	MOTTON, JAANA	90.00	
085377	05/31/2019	W/W	ROBERTS, JOE	45.94	
085378	05/31/2019	W/W	JOSTEN'S	32.00	
085379	05/31/2019	W/W	McPEEK, KRISTEN	12.25	

Check#	Check Date	Org Sta	Vendor Paid	Check Amount	Status Date
085380	05/31/2019	W/R	LEXINGTON LOCAL SCHOOLS	679.50	05/31/2019
085381	05/31/2019	W/W	MID-OHIO ED. SERVICE CENTER	32.80	
085382	05/31/2019	W/W	MINUTEMAN PRESS	1,533.18	
085383	05/31/2019	W/W	MVD SPORTS	1,292.50	
085384	05/31/2019	W/W	NOVA LUNA EDUC & CONSULTING	972.00	
085385	05/31/2019	W/W	WOLFE, OLIVIA	1,000.00	
085386	05/31/2019	W/W	BIGLEY, REBECCA	75.00	
085387	05/31/2019	W/W	GIEFER, SALLY	15.00	
085388	05/31/2019	W/W	SAM'S CLUB	284.31	
085389	05/31/2019	W/W	SCHOLASTIC BOOK FAIRS	1,140.03	
085390	05/31/2019	W/W	STANTON SHEET MUSIC	270.34	
085391	05/31/2019	W/W	TREASURER, STATE OF OHIO	48.91	
085392	05/31/2019	W/W	VETERANS FOOD BANK	400.00	
085393	05/31/2019	W/W	VILLAGE OF LEXINGTON	11,612.44	
085394	05/31/2019	W/W	ACE HARDWARE	33.00	
085395	05/31/2019	W/W	KEDING, ALEXANDER	140.63	
085396	05/31/2019	W/W	MARTIN, CHRISTINA D	140.63	
085397	05/31/2019	W/W	FEUCHT, STEVEN G	100.00	
085398	05/31/2019	W/W	SMITH, GLENN	100.00	
085399	05/31/2019	W/W	MOTTON, JAANA	100.00	
085400	05/31/2019	W/W	HAYES, JAMES	582.21	
085401	05/31/2019	W/W	REAMSNIDER, JENI	56.51	
085402	05/31/2019	W/W	WEIDIG, KATHY	197.45	
085403	05/31/2019	W/W	LEXINGTON LOCAL SCHOOLS	1,330.39	
085404	05/31/2019	W/W	OLECKI, MICHELLE	8.00	
085405	05/31/2019	W/W	BIGLEY, REBECCA	45.00	
085406	05/31/2019	W/W	RENHILL GROUP, INC.	14,288.51	
085407	05/31/2019	W/W	RIGGLEMAN, RYAN	140.63	
085408	05/31/2019	W/W	SCHOLASTIC BOOK FAIRS	1,545.16	
085409	05/31/2019	W/W	HOLLOWAY, SHEILA	780.00	
085410	05/31/2019	W/W	TEACHER SYNERGY LLC	92.58	
085411	05/31/2019	W/W	WATER FOR SOUTH SUDAN	285.00	
085412	05/31/2019	W/W	BOBEXCEL, LLC	215.00	
085413	05/31/2019	W/W	DAYS INN	142.20	
085414	05/31/2019	W/W	LEXINGTON ATHLETIC DEPT.	1,505.00	
691322	05/03/2019	C/R	LEXINGTON SCHOOLS - PAYROLL	598,099.32	05/03/2019
691326	05/09/2019	M/M	MEMO-S.E.R.S.	3,091.09	
691327	05/09/2019	M/M	MEMO-S.T.R.S.	7,065.55	
691328	05/10/2019	M/M	GORDON FOOD SERVICE	15,363.26	
691329	05/20/2019	C/R	LEXINGTON SCHOOLS - PAYROLL	566,669.46	05/20/2019
691330	05/20/2019	M/M	ANTHEM BENEFIT SERVICES	372,863.78	
691331	05/20/2019	M/M	MEMO-S.E.R.S.	3,104.09	
691332	05/20/2019	M/M	MEMO-S.T.R.S.	6,889.15	
691333	05/21/2019	M/M	LEXINGTON SCHOOLS - PAYROLL	15,578.32	
691334	05/22/2019	M/M	MEMO-MID OHIO ESC	6,572.29	
691335	05/22/2019	M/M	MEMO-S.E.R.S.	44,426.00	
691336	05/22/2019	M/M	MEMO-S.T.R.S.	123,532.00	
691338	05/31/2019	M/M	RICHLAND COUNTY AUDITOR	635.29	

Total Checks Issued \$ 2,072,906.72

TRANS NO	ITEM NO	TRANS DATE	STS	DESCRIPTION OR SOURCE	TI	FUND	RCPT	SPCC	SUBJ	OPU	TRANS AMOUNT
073811	0001	05/24/2019	A	MH TAX - Richland	03	001	1111	0000	000000	000	2,051.62
073811	0002	05/24/2019	A	MH TAX - Richland	03	001	1111	0000	000000	000	1,475.50
RCPT CODE SUB-TOTAL:											3,527.12
073811	0004	05/24/2019	A	Pers Prop Utility - Richland	03	001	1122	0000	000000	000	392.18
073811	0005	05/24/2019	A	Pers Prop Utility - Richland	03	001	1122	0000	000000	000	205.63
RCPT CODE SUB-TOTAL:											597.81
073703	0001	05/01/2019	A	Preschool tuition	03	001	1211	0000	000000	500	100.00
073708	0001	05/02/2019	A	Prescholl tuition	03	001	1211	0000	000000	500	400.00
073730	0001	05/06/2019	A	Preschool tuition	03	001	1211	0000	000000	500	275.00
073737	0001	05/07/2019	A	Tuition pymt	03	001	1211	0000	000000	000	1,860.39
073744	0001	05/08/2019	A	Preschool tuition	03	001	1211	0000	000000	500	100.00
073776	0001	05/14/2019	A	Preschool tuition	03	001	1211	0000	000000	500	500.00
073815	0001	05/16/2019	A	Preschool tuition	03	001	1211	0000	000000	500	100.00
073829	0001	05/21/2019	A	Preschool tuition	03	001	1211	0000	000000	500	100.00
073841	0001	05/24/2019	A	Preschool tuition	03	001	1211	0000	000000	500	220.00
073866	0001	05/29/2019	A	Preschool tuition	03	001	1211	0000	000000	500	100.00
073873	0001	05/30/2019	A	Tuition	03	001	1211	0000	000000	000	1,240.26
RCPT CODE SUB-TOTAL:											4,995.65
073697	0012	05/10/2019	A	Open Enrollment Revenue	03	001	1227	0000	000000	000	150.50
073810	0012	05/24/2019	A	Open Enrollment Revenue	03	001	1227	0000	000000	000	150.50
RCPT CODE SUB-TOTAL:											301.00
073894	0001	05/31/2019	A	Richland Bank Interest	03	001	1410	0000	000000	000	14,518.64
RCPT CODE SUB-TOTAL:											14,518.64
073712	0001	05/03/2019	A	School fees	03	001	1740	0000	000000	100	28.80
073713	0001	05/03/2019	A	School fees	03	001	1740	0000	000000	100	210.00
073717	0001	05/03/2019	A	Summer PE	03	001	1740	0000	080999	100	200.00
073721	0001	05/03/2019	A	School fees	03	001	1740	0000	000000	200	21.00
073729	0001	05/06/2019	A	School fees	03	001	1740	0000	000000	100	65.00
073748	0001	05/08/2019	A	School fees	03	001	1740	0000	000000	100	210.00
073755	0001	05/10/2019	A	Summer PE	03	001	1740	0000	080999	100	100.00
073758	0001	05/10/2019	A	School fees	03	001	1740	0000	000000	100	62.00
073762	0001	05/13/2019	A	School fees	03	001	1740	0000	000000	100	241.00
073762	0002	05/13/2019	A	Library fine	03	001	1740	0000	000000	100	10.00
073763	0001	05/13/2019	A	School fees	03	001	1740	0000	000000	100	210.00

STATUS (STS) CODES:
 A-RECEIPT B-REFUND OF RECEIPT V-VOID REFUND OF RECEIPT X-REDUCTION OF EXPENDITURE
 C-APPROPRIATION OR BUDGET MODIFICATIONS D-EXPENSE/SUPPLIES DISTRIBUTION F-FUND TO FUND TRANSFER

TRANS NO	ITEM NO	TRANS DATE	STS	DESCRIPTION OR SOURCE	TI	FUND	RCPT	SPCC	SUBJ	OPU	TRANS AMOUNT
073764	0002	05/13/2019	A	School fees	03	001	1740	0000	000000	200	9.00
073774	0001	05/14/2019	A	School fees	03	001	1740	0000	000000	200	12.00
073779	0001	05/15/2019	A	School fees	03	001	1740	0000	000000	100	43.60
073781	0001	05/15/2019	A	School fees	03	001	1740	0000	000000	100	420.00
073793	0001	05/17/2019	A	School fees	03	001	1740	0000	000000	100	485.25
073794	0001	05/17/2019	A	School fees	03	001	1740	0000	000000	100	310.00
073795	0001	05/17/2019	A	Summer PE	03	001	1740	0000	080999	100	300.00
073816	0001	05/17/2019	A	School fees	03	001	1740	0000	000000	400	28.00
072892	0001	05/21/2019	V	FEE REFUND- AIDAN	03	001	1740	0000	000000	300	30.00
072937	0001	05/21/2019	V	FEE REFUND- CHELSEY	03	001	1740	0000	000000	100	40.00
072999	0001	05/21/2019	V	FEE REFUND- MICAH	03	001	1740	0000	000000	500	30.00
073002	0001	05/21/2019	V	FEE REFUND	03	001	1740	0000	000000	100	22.00
073806	0001	05/21/2019	B	RE-ISSUE FEE REFUND	03	001	1740	0000	000000	100	22.00-
073807	0001	05/21/2019	B	RE-ISSUE FEE REFUND- MICAH	03	001	1740	0000	000000	500	30.00-
073808	0001	05/21/2019	B	RE-ISSUE FEE REFUND- CHELSEY	03	001	1740	0000	000000	100	40.00-
073809	0001	05/21/2019	B	RE-ISSUE FEE REFUND- AIDAN	03	001	1740	0000	000000	300	30.00-
073823	0001	05/21/2019	A	School fees	03	001	1740	0000	000000	100	1,256.00
073831	0001	05/22/2019	A	School fees	03	001	1740	0000	000000	500	20.00
073834	0001	05/22/2019	A	School fees	03	001	1740	0000	000000	100	902.00
073836	0001	05/23/2019	A	School fees	03	001	1740	0000	000000	100	346.00
073839	0001	05/23/2019	A	School fees	03	001	1740	0000	000000	500	20.00
073854	0002	05/28/2019	A	Summer PE	03	001	1740	0000	080999	100	100.00
073854	0003	05/28/2019	A	School fees	03	001	1740	0000	000000	100	1,341.00
073855	0001	05/28/2019	A	School fees	03	001	1740	0000	000000	100	210.00
073848	0001	05/29/2019	B	SUMMER GYM REFUND	03	001	1740	0000	080999	100	100.00-
073857	0001	05/29/2019	A	Summer PE	03	001	1740	0000	080999	100	100.00
073869	0002	05/29/2019	A	School fees	03	001	1740	0000	000000	400	28.00
073871	0001	05/30/2019	A	School fees	03	001	1740	0000	000000	500	40.00
073872	0001	05/30/2019	A	School fees	03	001	1740	0000	000000	100	1,075.00
073874	0001	05/30/2019	A	School fees	03	001	1740	0000	000000	100	420.00
073879	0005	05/30/2019	A	School fees	03	001	1740	0000	000000	400	28.00
073876	0001	05/31/2019	A	HS Fees - Pay For It	03	001	1740	0000	000000	100	161.00
073876	0002	05/31/2019	A	Central Fees - Pay For It	03	001	1740	0000	000000	400	120.00
073876	0003	05/31/2019	A	Jr High Fees - Pay For It	03	001	1740	0000	000000	400	42.00
073876	0004	05/31/2019	A	Eastern Fees - Pay For It	03	001	1740	0000	000000	400	210.00
073876	0005	05/31/2019	A	Western Fees - Pay For It	03	001	1740	0000	000000	400	205.00
073878	0001	05/31/2019	A	School fees	03	001	1740	0000	000000	200	19.00
073880	0001	05/31/2019	A	School fees	03	001	1740	0000	000000	500	20.00
073883	0001	05/31/2019	A	School fees	03	001	1740	0000	000000	300	171.00
RCPT CODE SUB-TOTAL:											9,699.65
073828	0001	05/21/2019	A	Upwards building rental	03	001	1810	0000	000000	000	100.00
073812	0002	05/28/2019	A	Softball Tourn Cust OT charges	03	001	1810	0000	000000	000	150.09

STATUS (STS) CODES:
 A-RECEIPT B-REFUND OF RECEIPT V-VOID REFUND OF RECEIPT X-REDUCTION OF EXPENDITURE
 C-APPROPRIATION OR BUDGET MODIFICATIONS D-EXPENSE/SUPPLIES DISTRIBUTION F-FUND TO FUND TRANSFER

TRANS NO	ITEM NO	TRANS DATE	STS	DESCRIPTION OR SOURCE	TI	FUND	RCPT	SPCC	SUBJ	OPU	TRANS AMOUNT
RCPT CODE SUB-TOTAL:											250.09
073736	0001	05/07/2019	A	Central - Capital Square Dona	03	001	1890	0000	000000	000	300.00
073759	0004	05/10/2019	A	Ashland Univer placement prog	03	001	1890	0000	000000	000	200.00
073785	0001	05/16/2019	A	ODE Pymt for HS Sub	03	001	1890	0000	000000	000	320.00
073821	0001	05/20/2019	A	WGU Student teacher stipends	03	001	1890	0000	000000	000	150.00
073837	0001	05/23/2019	A	Sold used books	03	001	1890	0000	000000	000	1,104.00
073877	0002	05/31/2019	A	Track Tourn Cust ot	03	001	1890	0000	000000	000	244.30
RCPT CODE SUB-TOTAL:											2,318.30
073697	0001	05/10/2019	A	Opportunity Grant	03	001	3110	0000	000000	000	304,682.73
073697	0002	05/10/2019	A	Targeted Assistance	03	001	3110	0000	000000	000	32,740.14
073697	0003	05/10/2019	A	K-3 Literacy Funding	03	001	3110	0000	000000	000	5,938.86
073697	0005	05/10/2019	A	Limited English Prof Funding	03	001	3110	0000	000000	000	122.17
073697	0006	05/10/2019	A	Gifted Education Funding	03	001	3110	0000	000000	000	5,026.49
073697	0007	05/10/2019	A	Transportation	03	001	3110	0000	000000	000	21,916.07
073697	0008	05/10/2019	A	Special Education Funding	03	001	3110	0000	000000	000	51,713.01
073697	0010	05/10/2019	A	Preschool Special Educ Funding	03	001	3110	0000	000000	000	7,036.53
073697	0011	05/10/2019	A	Special Educ Transportation	03	001	3110	0000	000000	000	1,871.36
073810	0001	05/24/2019	A	Opportunity Grant	03	001	3110	0000	000000	000	301,975.03
073810	0002	05/24/2019	A	Targeted Assistance	03	001	3110	0000	000000	000	33,048.14
073810	0003	05/24/2019	A	K-3 Literacy Funding	03	001	3110	0000	000000	000	5,914.35
073810	0005	05/24/2019	A	Limited English Prof Funding	03	001	3110	0000	000000	000	120.75
073810	0006	05/24/2019	A	Gifted Education Funding	03	001	3110	0000	000000	000	4,968.98
073810	0007	05/24/2019	A	Transportation	03	001	3110	0000	000000	000	21,916.07
073810	0008	05/24/2019	A	Special Education Funding	03	001	3110	0000	000000	000	48,829.51
073810	0010	05/24/2019	A	Preschool Special Educ Funding	03	001	3110	0000	000000	000	6,796.11
073810	0011	05/24/2019	A	Special Educ Transportation	03	001	3110	0000	000000	000	1,871.36
RCPT CODE SUB-TOTAL:											856,487.66
073697	0004	05/10/2019	A	Economic Disadvantaged Funding	03	001	3211	0000	000000	000	1,686.92
073810	0004	05/24/2019	A	Economic Disadvantaged Funding	03	001	3211	0000	000000	000	11,524.85
RCPT CODE SUB-TOTAL:											13,211.77
073697	0009	05/10/2019	A	Career Tech Education Funding	03	001	3219	0000	000000	000	655.77
073810	0009	05/24/2019	A	Career Tech Education Funding	03	001	3219	0000	000000	000	605.30
RCPT CODE SUB-TOTAL:											1,261.07
073885	0001	05/31/2019	A	MEDICAID Recd -5/31/19	03	001	3300	0000	000000	000	1,289.42

STATUS (STS) CODES:

A-RECEIPT B-REFUND OF RECEIPT V-VOID REFUND OF RECEIPT X-REDUCTION OF EXPENDITURE
 C-APPROPRIATION OR BUDGET MODIFICATIONS D-EXPENSE/SUPPLIES DISTRIBUTION F-FUND TO FUND TRANSFER

TRANS NO	ITEM NO	TRANS DATE	STS	DESCRIPTION OR SOURCE	TI	FUND	RCPT	SPCC	SUBJ	DFU	TRANS AMOUNT
073885	0002	05/31/2019	A	MEDICAID Recd 5/23/19	03	001	3300	0000	000000	000	4,292.50
073885	0003	05/31/2019	A	MEDICAID Recd 5/09/19	03	001	3300	0000	000000	000	505.08
073885	0004	05/31/2019	A	MEDICAID Recd 5/2/19	03	001	3300	0000	000000	000	124.77
RCPT CODE SUB-TOTAL:											6,211.77
073800	0001	05/21/2019	A	Void Stale O/S Checks	03	001	5300	0000	000000	000	385.50
073801	0001	05/21/2019	B	RE-ISSUE FEE REFUND	03	001	5300	0000	000000	000	20.00-
073802	0001	05/21/2019	B	FEE REFUND REISSUE	03	001	5300	0000	000000	000	17.00-
073803	0001	05/21/2019	B	FEE REFUND RE-ISSUE	03	001	5300	0000	000000	000	28.50-
073805	0001	05/21/2019	B	RE-ISSUE FOR IN LIEU	03	001	5300	0000	000000	000	250.00-
RCPT CODE SUB-TOTAL:											70.00
FUND CODE SUB-TOTAL:											913,450.53
073811	0003	05/24/2019	A	MH TAX - Richland	03	003	1111	0000	000000	000	181.66
RCPT CODE SUB-TOTAL:											181.66
073811	0006	05/24/2019	A	Pers Prop Utility - Richland	03	003	1122	0000	000000	000	36.76
RCPT CODE SUB-TOTAL:											36.76
FUND CODE SUB-TOTAL:											218.42
073894	0004	05/31/2019	A	Richland Bank Interest	03	006	1410	0000	000000	000	0.00
RCPT CODE SUB-TOTAL:											0.00
073750	0026	05/03/2019	A	HS Breakfast	03	006	1511	0000	000000	100	42.00
073750	0027	05/03/2019	A	Jr. Hi Breakfast	03	006	1511	0000	000000	200	17.40
073750	0028	05/03/2019	A	Eastern Breakfast	03	006	1511	0000	000000	300	33.60
073750	0029	05/03/2019	A	Central Breakfast	03	006	1511	0000	000000	400	21.90
073750	0030	05/03/2019	A	Western Breakfast	03	006	1511	0000	000000	500	40.90
073768	0026	05/10/2019	A	HS Breakfast	03	006	1511	0000	000000	100	101.90
073768	0027	05/10/2019	A	Jr. Hi Breakfast	03	006	1511	0000	000000	200	31.65
073768	0028	05/10/2019	A	Eastern Breakfast	03	006	1511	0000	000000	300	33.00
073768	0029	05/10/2019	A	Central Breakfast	03	006	1511	0000	000000	400	34.80
073768	0030	05/10/2019	A	Western Breakfast	03	006	1511	0000	000000	500	77.55
073813	0026	05/17/2019	A	HS Breakfast	03	006	1511	0000	000000	100	201.35
073813	0027	05/17/2019	A	Jr. Hi Breakfast	03	006	1511	0000	000000	200	47.80

STATUS (STS) CODES:

A-RECEIPT B-REFUND OF RECEIPT V-VOID REFUND OF RECEIPT X-REDUCTION OF EXPENDITURE
 C-APPROPRIATION OR BUDGET MODIFICATIONS D-EXPENSE/SUPPLIES DISTRIBUTION F-FUND TO FUND TRANSFER

TRANS NO	ITEM NO	TRANS DATE	STS	DESCRIPTION OR SOURCE	TI	FUND	RCPT	SPCC	SUBJ	OPU	TRANS AMOUNT
073813	0028	05/17/2019	A	Eastern Breakfast	03	006	1511	0000	000000	300	46.65
073813	0029	05/17/2019	A	Central Breakfast	03	006	1511	0000	000000	400	56.70
073813	0030	05/17/2019	A	Western Breakfast	03	006	1511	0000	000000	500	83.50
073886	0026	05/31/2019	A	HS Breakfast	03	006	1511	0000	000000	100	310.60
073886	0027	05/31/2019	A	Jr. Hi Breakfast	03	006	1511	0000	000000	200	42.15
073886	0028	05/31/2019	A	Eastern Breakfast	03	006	1511	0000	000000	300	63.40
073886	0029	05/31/2019	A	Central Breakfast	03	006	1511	0000	000000	400	49.50
073886	0030	05/31/2019	A	Western Breakfast	03	006	1511	0000	000000	500	86.05
RCPT CODE SUB-TOTAL:											1,422.40
073750	0001	05/03/2019	A	HS Stu. Type A	03	006	1512	0000	000000	100	1,620.00
073750	0005	05/03/2019	A	HS RDA Stu. Type A	03	006	1512	0000	000000	100	1,199.85-
073750	0006	05/03/2019	A	Jr Hi Stu. Type A	03	006	1512	0000	000000	200	796.20
073750	0010	05/03/2019	A	Jr. Hi RDA Stu Type A	03	006	1512	0000	000000	200	654.40-
073750	0011	05/03/2019	A	Eastern Stu. Type A	03	006	1512	0000	000000	300	903.05
073750	0015	05/03/2019	A	Eastern RDA Stu. Type A	03	006	1512	0000	000000	300	624.60-
073750	0016	05/03/2019	A	Central Stu. Type A	03	006	1512	0000	000000	400	715.05
073750	0020	05/03/2019	A	Central RDA Stu. Type A	03	006	1512	0000	000000	400	668.58-
073750	0021	05/03/2019	A	Western Stu. Type A	03	006	1512	0000	000000	500	617.90
073750	0025	05/03/2019	A	Western RDA Stu. Type A	03	006	1512	0000	000000	500	594.50-
073768	0001	05/10/2019	A	HS Stu. Type A	03	006	1512	0000	000000	100	2,355.80
073768	0005	05/10/2019	A	HS RDA Stu. Type A	03	006	1512	0000	000000	100	1,568.35-
073768	0006	05/10/2019	A	Jr Hi Stu. Type A	03	006	1512	0000	000000	200	1,239.10
073768	0010	05/10/2019	A	Jr. Hi RDA Stu Type A	03	006	1512	0000	000000	200	971.83-
073768	0011	05/10/2019	A	Eastern Stu. Type A	03	006	1512	0000	000000	300	1,369.80
073768	0015	05/10/2019	A	Eastern RDA Stu. Type A	03	006	1512	0000	000000	300	602.75-
073768	0016	05/10/2019	A	Central Stu. Type A	03	006	1512	0000	000000	400	1,096.40
073768	0020	05/10/2019	A	Central RDA Stu. Type A	03	006	1512	0000	000000	400	737.82-
073768	0021	05/10/2019	A	Western Stu. Type A	03	006	1512	0000	000000	500	979.35
073768	0025	05/10/2019	A	Western RDA Stu. Type A	03	006	1512	0000	000000	500	814.25-
073813	0001	05/17/2019	A	HS Stu. Type A	03	006	1512	0000	000000	100	2,493.20
073813	0005	05/17/2019	A	HS RDA Stu. Type A	03	006	1512	0000	000000	100	2,076.10-
073813	0006	05/17/2019	A	Jr Hi Stu. Type A	03	006	1512	0000	000000	200	1,254.65
073813	0010	05/17/2019	A	Jr. Hi RDA Stu Type A	03	006	1512	0000	000000	200	888.05-
073813	0011	05/17/2019	A	Eastern Stu. Type A	03	006	1512	0000	000000	300	1,289.15
073813	0015	05/17/2019	A	Eastern RDA Stu. Type A	03	006	1512	0000	000000	300	744.30-
073813	0016	05/17/2019	A	Central Stu. Type A	03	006	1512	0000	000000	400	1,240.60
073813	0020	05/17/2019	A	Central RDA Stu. Type A	03	006	1512	0000	000000	400	733.09-
073813	0021	05/17/2019	A	Western Stu. Type A	03	006	1512	0000	000000	500	1,033.30
073813	0025	05/17/2019	A	Western RDA Stu. Type A	03	006	1512	0000	000000	500	792.95-
073849	0001	05/29/2019	B	LUNCH ACCT REFUND-MITCH	03	006	1512	0000	000000	100	26.25-
073876	0006	05/31/2019	A	HS Lunch - Pay For It	03	006	1512	0000	000000	100	4,562.04
073876	0007	05/31/2019	A	Jr High Lunch - Pay For It	03	006	1512	0000	000000	200	2,898.59

STATUS (STS) CODES:
 A-RECEIPT B-REFUND OF RECEIPT V-VOID REFUND OF RECEIPT X-REDUCTION OF EXPENDITURE
 C-APPROPRIATION OR BUDGET MODIFICATIONS D-EXPENSE/SUPPLIES DISTRIBUTION F-FUND TO FUND TRANSFER

TRANS NO	ITEM NO	TRANS DATE	STS	DESCRIPTION OR SOURCE	TI	FUND	RCPT	SFCC	SUBJ	OPU	TRANS AMOUNT
073876	0008	05/31/2019	A	Eastern Lunch - Pay For It	03	006	1512	0000	000000	300	2,283.01
073876	0009	05/31/2019	A	Central Lunch - Pay For It	03	006	1512	0000	000000	400	2,102.05
073876	0010	05/31/2019	A	Western Lunch - Pay For It	03	006	1512	0000	000000	500	2,128.30
073886	0001	05/31/2019	A	HS Stu. Type A	03	006	1512	0000	000000	100	3,113.60
073886	0005	05/31/2019	A	HS ROA Stu. Type A	03	006	1512	0000	000000	100	2,559.64-
073886	0006	05/31/2019	A	Jr Hi Stu. Type A	03	006	1512	0000	000000	200	2,027.25
073886	0010	05/31/2019	A	Jr. Hi ROA Stu Type A	03	006	1512	0000	000000	200	1,813.00-
073886	0011	05/31/2019	A	Eastern Stu. Type A	03	006	1512	0000	000000	300	2,159.15
073886	0015	05/31/2019	A	Eastern ROA Stu. Type A	03	006	1512	0000	000000	300	1,477.58-
073886	0016	05/31/2019	A	Central Stu. Type A	03	006	1512	0000	000000	400	1,710.85
073886	0020	05/31/2019	A	Central ROA Stu. Type A	03	006	1512	0000	000000	400	1,097.15-
073886	0021	05/31/2019	A	Western Stu. Type A	03	006	1512	0000	000000	500	1,644.15
073886	0025	05/31/2019	A	Western ROA Stu. Type A	03	006	1512	0000	000000	500	1,158.75-
RCPT CODE SUB-TOTAL:											21,828.75
073750	0003	05/03/2019	A	HS Stu. ALa Carte	03	006	1513	0000	000000	100	866.50
073750	0008	05/03/2019	A	Jr. Hi Stu. ALa Carte	03	006	1513	0000	000000	200	293.55
073750	0013	05/03/2019	A	Eastern Stu. ALa Carte	03	006	1513	0000	000000	300	142.00
073750	0018	05/03/2019	A	Central Stu. ALa Carte	03	006	1513	0000	000000	400	138.25
073750	0023	05/03/2019	A	Western Stu. ALa Carte	03	006	1513	0000	000000	500	49.50
073768	0003	05/10/2019	A	HS Stu. ALa Carte	03	006	1513	0000	000000	100	1,257.90
073768	0008	05/10/2019	A	Jr. Hi Stu. ALa Carte	03	006	1513	0000	000000	200	461.90
073768	0013	05/10/2019	A	Eastern Stu. ALa Carte	03	006	1513	0000	000000	300	254.25
073768	0018	05/10/2019	A	Central Stu. ALa Carte	03	006	1513	0000	000000	400	244.75
073768	0023	05/10/2019	A	Western Stu. ALa Carte	03	006	1513	0000	000000	500	129.50
073813	0003	05/17/2019	A	HS Stu. ALa Carte	03	006	1513	0000	000000	100	1,270.80
073813	0008	05/17/2019	A	Jr. Hi Stu. ALa Carte	03	006	1513	0000	000000	200	350.25
073813	0013	05/17/2019	A	Eastern Stu. ALa Carte	03	006	1513	0000	000000	300	200.30
073813	0018	05/17/2019	A	Central Stu. ALa Carte	03	006	1513	0000	000000	400	201.80
073813	0023	05/17/2019	A	Western Stu. ALa Carte	03	006	1513	0000	000000	500	112.50
073886	0003	05/31/2019	A	HS Stu. ALa Carte	03	006	1513	0000	000000	100	1,577.95
073886	0008	05/31/2019	A	Jr. Hi Stu. ALa Carte	03	006	1513	0000	000000	200	668.10
073886	0013	05/31/2019	A	Eastern Stu. ALa Carte	03	006	1513	0000	000000	300	437.35
073886	0018	05/31/2019	A	Central Stu. ALa Carte	03	006	1513	0000	000000	400	280.30
073886	0023	05/31/2019	A	Western Stu. ALa Carte	03	006	1513	0000	000000	500	53.20
RCPT CODE SUB-TOTAL:											8,990.65
073750	0002	05/03/2019	A	HS Stu. Milk	03	006	1514	0000	000000	100	14.00
073750	0007	05/03/2019	A	Jr. Hi. Stu Milk	03	006	1514	0000	000000	200	1.50
073750	0012	05/03/2019	A	Eastern Stu. Milk	03	006	1514	0000	000000	300	3.50
073750	0017	05/03/2019	A	Central Stu. Milk	03	006	1514	0000	000000	400	9.50
073750	0022	05/03/2019	A	Western Stu. Milk	03	006	1514	0000	000000	500	8.50

STATUS (STS) CODES:

A-RECEIPT B-REFUND OF RECEIPT V-VOID REFUND OF RECEIPT X-REDUCTION OF EXPENDITURE
 C-APPROPRIATION OR BUDGET MODIFICATIONS D-EXPENSE/SUPPLIES DISTRIBUTION F-FUND TO FUND TRANSFER

TRANS NO	ITEM NO	TRANS DATE	STS	DESCRIPTION OR SOURCE	TI	FUND	RCPT	SPEC	SUBJ	OPU	TRANS AMOUNT
073768	0002	05/10/2019	A	HS Stu. Milk	03	006	1514	0000	000000	100	24.00
073768	0007	05/10/2019	A	Jr. Hi. Stu Milk	03	006	1514	0000	000000	200	1.50
073768	0012	05/10/2019	A	Eastern Stu. Milk	03	006	1514	0000	000000	300	9.00
073768	0017	05/10/2019	A	Central Stu. Milk	03	006	1514	0000	000000	400	19.50
073768	0022	05/10/2019	A	Western Stu. Milk	03	006	1514	0000	000000	500	10.50
073813	0002	05/17/2019	A	HS Stu. Milk	03	006	1514	0000	000000	100	24.50
073813	0007	05/17/2019	A	Jr. Hi. Stu Milk	03	006	1514	0000	000000	200	6.50
073813	0012	05/17/2019	A	Eastern Stu. Milk	03	006	1514	0000	000000	300	7.50
073813	0017	05/17/2019	A	Central Stu. Milk	03	006	1514	0000	000000	400	16.50
073813	0022	05/17/2019	A	Western Stu. Milk	03	006	1514	0000	000000	500	14.00
073886	0002	05/31/2019	A	HS Stu. Milk	03	006	1514	0000	000000	100	28.00
073886	0007	05/31/2019	A	Jr. Hi. Stu Milk	03	006	1514	0000	000000	200	8.00
073886	0012	05/31/2019	A	Eastern Stu. Milk	03	006	1514	0000	000000	300	8.00
073886	0017	05/31/2019	A	Central Stu. Milk	03	006	1514	0000	000000	400	27.50
073886	0022	05/31/2019	A	Western Stu. Milk	03	006	1514	0000	000000	500	20.50
RCPT CODE SUB-TOTAL:											262.50
073750	0004	05/03/2019	A	HS Adult Ala Carte	03	006	1523	0000	000000	100	83.45
073750	0009	05/03/2019	A	Jr. Hi Adult Ala Carte	03	006	1523	0000	000000	200	11.75
073750	0014	05/03/2019	A	Eastern Adult Ala Carte	03	006	1523	0000	000000	300	6.25
073750	0019	05/03/2019	A	Central Adult Ala Carte	03	006	1523	0000	000000	400	16.25
073750	0024	05/03/2019	A	Western Adult Ala Carte	03	006	1523	0000	000000	500	11.50
073768	0004	05/10/2019	A	HS Adult Ala Carte	03	006	1523	0000	000000	100	121.00
073768	0009	05/10/2019	A	Jr. Hi Adult Ala Carte	03	006	1523	0000	000000	200	16.00
073768	0014	05/10/2019	A	Eastern Adult Ala Carte	03	006	1523	0000	000000	300	30.30
073768	0019	05/10/2019	A	Central Adult Ala Carte	03	006	1523	0000	000000	400	9.00
073768	0024	05/10/2019	A	Western Adult Ala Carte	03	006	1523	0000	000000	500	16.75
073813	0004	05/17/2019	A	HS Adult Ala Carte	03	006	1523	0000	000000	100	127.45
073813	0009	05/17/2019	A	Jr. Hi Adult Ala Carte	03	006	1523	0000	000000	200	23.25
073813	0014	05/17/2019	A	Eastern Adult Ala Carte	03	006	1523	0000	000000	300	34.75
073813	0019	05/17/2019	A	Central Adult Ala Carte	03	006	1523	0000	000000	400	17.55
073813	0024	05/17/2019	A	Western Adult Ala Carte	03	006	1523	0000	000000	500	25.50
073886	0004	05/31/2019	A	HS Adult Ala Carte	03	006	1523	0000	000000	100	228.55
073886	0009	05/31/2019	A	Jr. Hi Adult Ala Carte	03	006	1523	0000	000000	200	37.80
073886	0014	05/31/2019	A	Eastern Adult Ala Carte	03	006	1523	0000	000000	300	96.00
073886	0019	05/31/2019	A	Central Adult Ala Carte	03	006	1523	0000	000000	400	32.75
073886	0024	05/31/2019	A	Western Adult Ala Carte	03	006	1523	0000	000000	500	35.75
RCPT CODE SUB-TOTAL:											981.60
073887	0001	05/31/2019	A	Coke Commission Food Service	03	006	1851	0000	000000	000	30.63
RCPT CODE SUB-TOTAL:											30.63

STATUS (STS) CODES:

A-RECEIPT B-REFUND OF RECEIPT V-VOID REFUND OF RECEIPT X-REDUCTION OF EXPENDITURE
 C-APPROPRIATION OR BUDGET MODIFICATIONS D-EXPENSE/SUPPLIES DISTRIBUTION F-FUND TO FUND TRANSFER

TRANS NO	ITEM NO	TRANS DATE	STS	DESCRIPTION OR SOURCE	TI	FUND	RCPT	SPCC	SUBJ	OPU	TRANS AMOUNT
073888	0001	05/31/2019	A	Preschool snacks	03	006	1890	0000	000000	000	679.50
RCPT CODE SUB-TOTAL:											679.50
073799	0001	05/21/2019	A	Federal Reimb Lunch High	03	006	4120	0000	000000	100	12,335.36
073799	0002	05/21/2019	A	Federal Reimb Lunch Jr High	03	006	4120	0000	000000	200	9,421.97
073799	0003	05/21/2019	A	Federal Reimb Lunch Central	03	006	4120	0000	000000	400	10,077.03
073799	0004	05/21/2019	A	Federal Reimb Lunch East	03	006	4120	0000	000000	300	14,142.23
073799	0005	05/21/2019	A	Federal Reimb Lunch Western	03	006	4120	0000	000000	500	8,072.95
073799	0006	05/21/2019	A	Fed Reimb Breakfast - High	03	006	4120	0000	000000	100	768.88
073799	0007	05/21/2019	A	Federal Reimb Breakfast - Jr H	03	006	4120	0000	000000	200	694.05
073799	0008	05/21/2019	A	Federal Reimb Break - Central	03	006	4120	0000	000000	400	1,418.38
073799	0009	05/21/2019	A	Federal Reimb Break - East	03	006	4120	0000	000000	300	2,336.32
073799	0010	05/21/2019	A	Federal Reimb Break - Western	03	006	4120	0000	000000	500	1,826.08
073799	0011	05/21/2019	A	Preschool Milk - Western	03	006	4120	1280	000000	500	129.27
RCPT CODE SUB-TOTAL:											61,222.52
FUND CODE SUB-TOTAL:											95,418.55
073894	0005	05/31/2019	A	Richland Bank Interest	03	007	1410	9100	000000	000	27.03
RCPT CODE SUB-TOTAL:											27.03
073718	0001	05/03/2019	A	Hall Trust donation	03	007	1820	9100	000000	000	2,178.88
RCPT CODE SUB-TOTAL:											2,178.88
FUND CODE SUB-TOTAL:											2,205.91
073894	0003	05/31/2019	A	Richland Bank Interest	03	007	1410	9800	000000	000	18.18
RCPT CODE SUB-TOTAL:											18.18
FUND CODE SUB-TOTAL:											18.18
073729	0002	05/06/2019	A	apparel sales	03	018	1690	9100	000000	000	8.38
073756	0001	05/10/2019	A	AP Exams	03	018	1690	9100	000000	000	85.00
073822	0001	05/21/2019	A	MD class Plant sale	03	018	1690	9100	000000	000	143.00
RCPT CODE SUB-TOTAL:											236.38
FUND CODE SUB-TOTAL:											236.38

STATUS (STS) CODES:

A-RECEIPT B-REFUND OF RECEIPT V-VOID REFUND OF RECEIPT X-REDUCTION OF EXPENDITURE
 C-APPROPRIATION OR BUDGET MODIFICATIONS D-EXPENSE/SUPPLIES DISTRIBUTION F-FUND TO FUND TRANSFER

TRANS NO	ITEM NO	TRANS DATE	STS	DESCRIPTION OR SOURCE	TI	FUND	RCPT	SPCC	SUBJ	OPU	TRANS AMOUNT
073751	0001	05/01/2019	A	School Fees princ acct	03	018	1620	9200	000000	000	28.00
073721	0002	05/03/2019	A	School fees princ acct	03	018	1620	9200	000000	000	19.00
073797	0001	05/20/2019	A	school fees princ acct	03	018	1620	9200	000000	000	14.00
RCPT CODE SUB-TOTAL:											61.00
073878	0002	05/31/2019	A	School fees princ acct	03	018	1630	9200	000000	000	101.00
RCPT CODE SUB-TOTAL:											101.00
FUND CODE SUB-TOTAL:											162.00
073741	0001	05/08/2019	A	6th gr promotion bowl tshirts	03	018	1820	9300	000000	000	1,709.00
073742	0001	05/08/2019	A	Kona Ice income	03	018	1820	9300	000000	000	312.58
073782	0001	05/15/2019	A	6th gr promotion	03	018	1820	9300	000000	000	312.00
073783	0001	05/15/2019	A	Kona Ice	03	018	1820	9300	000000	000	232.40
073882	0001	05/31/2019	A	Yearbook sales	03	018	1820	9300	000000	000	377.00
073884	0001	05/31/2019	A	KONA ice	03	018	1820	9300	000000	000	193.50
RCPT CODE SUB-TOTAL:											3,136.48
FUND CODE SUB-TOTAL:											3,136.48
073739	0001	05/07/2019	A	Bookfair money	03	018	1690	9301	000000	300	825.71
073740	0001	05/08/2019	A	Bookfair money	03	018	1690	9301	000000	300	556.99
073760	0001	05/09/2019	A	Book Fair	03	018	1690	9301	000000	300	1,890.98
073761	0001	05/13/2019	A	Book Fair	03	018	1690	9301	000000	300	724.94
RCPT CODE SUB-TOTAL:											3,998.62
FUND CODE SUB-TOTAL:											3,998.62
073704	0001	05/01/2019	A	1st gr fieldtrip	03	018	1630	9400	000000	000	54.00
073706	0001	05/02/2019	A	1st gr fieldtrip	03	018	1630	9400	000000	000	24.00
073720	0002	05/03/2019	A	1st gr fieldtrip	03	018	1630	9400	000000	000	12.00
073731	0002	05/06/2019	A	1st gr fieldtrips	03	018	1630	9400	000000	000	30.00
073732	0001	05/07/2019	A	179th Family donations	03	018	1630	9400	000000	000	190.00
073732	0002	05/07/2019	A	4th gr fieldtrip	03	018	1630	9400	000000	000	25.00
073754	0002	05/09/2019	A	1st gr fieldtrip	03	018	1630	9400	000000	000	6.00
073754	0003	05/09/2019	A	4th gr fieldtrip	03	018	1630	9400	000000	000	60.00
073769	0001	05/10/2019	A	4th gr bowling	03	018	1630	9400	000000	000	35.00

STATUS (STS) CODES:

A-RECEIPT B-REFUND OF RECEIPT V-VOID REFUND OF RECEIPT X-REDUCTION OF EXPENDITURE
 C-APPROPRIATION OR BUDGET MODIFICATIONS D-EXPENSE/SUPPLIES DISTRIBUTION F-FUND TO FUND TRANSFER

DATE: 06/04/2019
TIME: 14:54

LEXINGTON LOCAL SCHOOLS
TRANS. BY FUND/RCPT, ALL FUNDS
DATES 05/01/2019 THRU 05/31/2019
SORTED BY TRANSACTION DATE

PAGE: 10
(RECELD)

TRANS NO	ITEM NO	TRANS DATE	STS DESCRIPTION OR SOURCE	TI	FUND	RCPT	SPCC	SUBJ	OPU	TRANS AMOUNT
073770	0001	05/14/2019	A 1st gr fieldtrip	03	018	1630	9400	000000	000	6.00
073770	0002	05/14/2019	A 4th gr fieldtrip	03	018	1630	9400	000000	000	115.00
073816	0002	05/17/2019	A School Fees princ acct	03	018	1630	9400	000000	000	2.00
073816	0003	05/17/2019	A 4th gr fieldtrip	03	018	1630	9400	000000	000	45.00
073869	0001	05/29/2019	A School fees princ acct	03	018	1630	9400	000000	000	2.00
073879	0002	05/30/2019	A Yearbook sales	03	018	1630	9400	000000	000	179.00
073879	0003	05/30/2019	A School fees	03	018	1630	9400	000000	000	2.00
073879	0004	05/30/2019	A Water for Sudan fundraiser	03	018	1630	9400	000000	000	285.00
RCPT CODE SUB-TOTAL:										1,072.00
FUND CODE SUB-TOTAL:										1,072.00
073720	0001	05/03/2019	A Library fines	03	018	1890	9401	000000	000	10.00
073731	0001	05/06/2019	A Library book fines	03	018	1890	9401	000000	000	5.00
073746	0001	05/09/2019	A Bookfair money	03	018	1890	9401	000000	000	1,101.16
073754	0001	05/09/2019	A Library fine	03	018	1890	9401	000000	000	6.00
073816	0004	05/17/2019	A Library fine	03	018	1890	9401	000000	000	15.00
073824	0001	05/21/2019	A Library fine	03	018	1890	9401	000000	000	13.00
073835	0001	05/22/2019	A Library fines	03	018	1890	9401	000000	000	10.00
073869	0003	05/29/2019	A Library book fine	03	018	1890	9401	000000	000	22.00
073879	0001	05/30/2019	A Library fine	03	018	1890	9401	000000	000	10.00
RCPT CODE SUB-TOTAL:										1,192.16
FUND CODE SUB-TOTAL:										1,192.16
073745	0001	05/09/2019	A Art Show fundraiser	03	018	1690	9402	000000	000	1,375.00
RCPT CODE SUB-TOTAL:										1,375.00
FUND CODE SUB-TOTAL:										1,375.00
073774	0002	05/14/2019	A school fees princ acct	03	018	1620	9500	000000	000	14.00
073797	0002	05/20/2019	A school fees princ acct	03	018	1620	9500	000000	000	14.00-
RCPT CODE SUB-TOTAL:										0.00
073702	0001	05/01/2019	A 2nd gr fieldtrip	03	018	1630	9500	000000	000	325.00
073707	0001	05/02/2019	A 2nd gr fieldtrip	03	018	1630	9500	000000	000	12.00
073831	0002	05/22/2019	A School fees princ acct	03	018	1630	9500	000000	000	10.00

STATUS (STS) CODES:

A-RECEIPT B-REFUND OF RECEIPT V-VOID REFUND OF RECEIPT X-REDUCTION OF EXPENDITURE
C-APPROPRIATION OR BUDGET MODIFICATIONS D-EXPENSE/SUPPLIES DISTRIBUTION F-FUND TO FUND TRANSFER

TRANS NO	ITEM NO	TRANS DATE	STS DESCRIPTION OR SOURCE	TI	FUND	RCPT	SPCC	SUBJ	QPU	TRANS AMOUNT
073833	0001	05/22/2019	A 1st gr Filedtrip	03	018	1630	9500	000000	000	519.00
073839	0002	05/23/2019	A School fees princ acct	03	018	1630	9500	000000	000	10.00
073840	0001	05/23/2019	A 1st gr fieldtrip	03	018	1630	9500	000000	000	18.00
073867	0001	05/29/2019	A Marco Photo commission	03	018	1630	9500	000000	000	163.40
073868	0001	05/29/2019	A Preschool fieldtrip	03	018	1630	9500	000000	000	276.00
073870	0001	05/30/2019	A Fieltrip money	03	018	1630	9500	000000	000	10.00
073871	0002	05/30/2019	A School fees princ acct	03	018	1630	9500	000000	000	20.00
073880	0002	05/31/2019	A School fees princ acct	03	018	1630	9500	000000	000	10.00
RCPT CODE SUB-TOTAL:										1,373.40
FUND CODE SUB-TOTAL:										1,373.40
073709	0001	05/02/2019	A Library book fines	03	018	1890	9501	000000	000	161.94
073733	0001	05/07/2019	A Book Fair from Ice Cream Soc	03	018	1890	9501	000000	000	877.35
073766	0001	05/15/2019	A Book Fair - Starting Change	03	018	1890	9501	000000	000	50.00-
073814	0001	05/16/2019	A Library fine	03	018	1890	9501	000000	000	15.00
073830	0001	05/21/2019	A Library fine	03	018	1890	9501	000000	000	19.00
073832	0001	05/22/2019	A Library fines	03	018	1890	9501	000000	000	5.00
073843	0001	05/24/2019	A Library fine	03	018	1890	9501	000000	000	15.00
RCPT CODE SUB-TOTAL:										1,043.29
FUND CODE SUB-TOTAL:										1,043.29
073734	0001	05/07/2019	A Art fundraiser	03	018	1690	9503	000000	000	2,080.00
073743	0001	05/08/2019	A Art Show fundraiser	03	018	1690	9503	000000	000	50.00
073775	0001	05/14/2019	A Art show fundraiser	03	018	1690	9503	000000	000	50.00
073777	0001	05/15/2019	A Art show fundraiser	03	018	1690	9503	000000	000	25.00
073842	0001	05/24/2019	A Art Fundraiser	03	018	1690	9503	000000	000	25.00
RCPT CODE SUB-TOTAL:										2,230.00
FUND CODE SUB-TOTAL:										2,230.00
073759	0003	05/10/2019	A PTD Recycling-Central	03	019	1890	9121	000000	000	19.83
073875	0003	05/30/2019	A PTD Recycling-Central	03	019	1890	9121	000000	000	4.40
RCPT CODE SUB-TOTAL:										24.23
FUND CODE SUB-TOTAL:										24.23

STATUS (STS) CODES:

A-RECEIPT B-REFUND OF RECEIPT V-VOID REFUND OF RECEIPT X-REDUCTION OF EXPENDITURE
 C-APPROPRIATION OR BUDGET MODIFICATIONS D-EXPENSE/SUPPLIES DISTRIBUTION F-FUND TO FUND TRANSFER

TRANS NO	ITEM NO	TRANS DATE	STS	DESCRIPTION OR SOURCE	TI	FUND	RCPT	SPCC	SUBJ	OPU	TRANS AMOUNT
073759	0001	05/10/2019	A	PTD Recycling-Eastern	03	019	1890	9122	000000	000	19.84
073875	0001	05/30/2019	A	PTD Recycling-Eastern	03	019	1890	9122	000000	000	4.40
RCPT CODE SUB-TOTAL:											24.24
FUND CODE SUB-TOTAL:											24.24
073759	0002	05/10/2019	A	PTD Recycling-Western	03	019	1890	9123	000000	000	19.83
073875	0002	05/30/2019	A	PTD Recycling-Western	03	019	1890	9123	000000	000	4.40
RCPT CODE SUB-TOTAL:											24.23
FUND CODE SUB-TOTAL:											24.23
073784	0001	05/16/2019	A	Dist Softball Tourn adm 5/15	03	022	1615	9601	000000	000	1,372.00
073790	0001	05/17/2019	A	Dist Softball tourn adm 5/16	03	022	1615	9601	000000	000	930.00
073767	0001	05/20/2019	B	5/15 DIV III SOFTBALL	03	022	1615	9601	000000	000	652.00-
073767	0002	05/20/2019	B	5/16 DIV II SOFTBALL	03	022	1615	9601	000000	000	570.00-
073853	0001	05/23/2019	A	Regional Track Adm 5/23	03	022	1615	9601	000000	000	6,000.00
073853	0002	05/23/2019	A	Regional Track Adm 5/23	03	022	1615	9601	000000	000	6,368.00
073812	0001	05/28/2019	A	Softball Tourn Cust OT charges	03	022	1615	9601	000000	000	150.00-
073856	0001	05/28/2019	A	Regional Track adm 5/25	03	022	1615	9601	000000	000	5,840.00
073856	0002	05/28/2019	A	Regional Track Adm 5/25	03	022	1615	9601	000000	000	6,000.00
073863	0001	05/29/2019	A	Africentric- Reg Girls BB	03	022	1615	9601	000000	000	343.00
073877	0001	05/31/2019	A	Track tourn OT custodians	03	022	1615	9601	000000	000	244.30-
073877	0003	05/31/2019	A	Track Tourn - NHS	03	022	1615	9601	000000	000	200.00-
RCPT CODE SUB-TOTAL:											25,036.61
073800	0003	05/21/2019	A	Void Stale O/S Checks	03	022	5300	9601	000000	000	105.00
RCPT CODE SUB-TOTAL:											105.00
FUND CODE SUB-TOTAL:											25,141.61
073894	0002	05/31/2019	A	Richland Bank Int. 024	03	024	1410	0000	000000	000	2,034.99
RCPT CODE SUB-TOTAL:											2,034.99
073791	0001	05/20/2019	A	Employees' Premiums May	03	024	1872	0000	000000	000	66,841.66
073792	0001	05/20/2019	A	Board's Premiums May	03	024	1872	0000	000000	000	372,863.78

STATUS (STS) CODES:
 A-RECEIPT B-REFUND OF RECEIPT V-VOID REFUND OF RECEIPT X-REDUCTION OF EXPENDITURE
 C-APPROPRIATION OR BUDGET MODIFICATIONS D-EXPENSE/SUPPLIES DISTRIBUTION F-FUND TO FUND TRANSFER

DATE: 06/04/2019
TIME: 14:54

LEXINGTON LOCAL SCHOOLS
TRANS. BY FUND/RCPT, ALL FUNDS
DATES 05/01/2019 THRU 05/31/2019
SORTED BY TRANSACTION DATE

PAGE: 13
(RECLEED)

TRANS NO	ITEM NO	TRANS DATE	STS	DESCRIPTION OR SOURCE	TI	FUND	RCPT	SPCC	SUBJ	OPU	TRANS AMOUNT
073818	0001	05/20/2019	A	Heck May Cobra	03	024	1872	0000	000000	000	2,114.31
RCPT CODE SUB-TOTAL:											441,819.75
FUND CODE SUB-TOTAL:											443,854.74
073699	0001	05/01/2019	A	Apparel sales	03	200	1620	9102	000000	000	250.00
073699	0002	05/01/2019	A	Musical ticket sales	03	200	1620	9102	000000	000	525.00
073874	0002	05/30/2019	A	Spring Musical tshirt money	03	200	1620	9102	000000	000	35.00
RCPT CODE SUB-TOTAL:											810.00
FUND CODE SUB-TOTAL:											810.00
073705	0001	05/02/2019	A	After Prom Donation - Techman	03	200	1820	9104	000000	000	400.00
RCPT CODE SUB-TOTAL:											400.00
FUND CODE SUB-TOTAL:											400.00
073757	0001	05/10/2019	A	French club dues	03	200	1630	9105	000000	000	10.00
RCPT CODE SUB-TOTAL:											10.00
FUND CODE SUB-TOTAL:											10.00
073700	0001	05/01/2019	A	Prom Ticket Sales	03	200	1620	9114	000000	000	210.00
073701	0001	05/01/2019	A	Prom Ticket Sales	03	200	1620	9114	000000	000	100.00
073714	0001	05/03/2019	A	Prom Ticket sales	03	200	1620	9114	000000	000	80.00
073715	0001	05/03/2019	A	Spirit Stick sales	03	200	1620	9114	000000	000	16.00
073726	0001	05/06/2019	A	Prom ticket sales	03	200	1620	9114	000000	000	70.00
RCPT CODE SUB-TOTAL:											476.00
073724	0001	05/06/2019	A	Powder puff donations	03	200	1690	9114	000000	000	21.00
073728	0001	05/06/2019	A	Pizza donations for prom decor	03	200	1690	9114	000000	000	42.80
RCPT CODE SUB-TOTAL:											63.80
FUND CODE SUB-TOTAL:											539.80

STATUS (STS) CODES:

A-RECEIPT B-REFUND OF RECEIPT V-VOID REFUND OF RECEIPT X-REDUCTION OF EXPENDITURE
C-APPROPRIATION OR BUDGET MODIFICATIONS D-EXPENSE/SUPPLIES DISTRIBUTION F-FUND TO FUND TRANSFER

TRANS NO	ITEM NO	TRANS DATE	STS DESCRIPTION OR SOURCE	TI	FUND	RCPT	SPCC	SUBJ	OPU	TRANS AMOUNT
073716	0001	05/03/2019	A Yearbook sales	03	200	1620	9119	000000	000	110.00
073722	0001	05/06/2019	A Prom ticket sales	03	200	1620	9119	000000	000	70.00
073725	0001	05/06/2019	A Prom ticket sales	03	200	1620	9119	000000	000	70.00-
073749	0001	05/08/2019	A Yearbook sales	03	200	1620	9119	000000	000	60.00
073778	0001	05/15/2019	A Yearbook sales	03	200	1620	9119	000000	000	110.00
RCPT CODE SUB-TOTAL:										280.00
073723	0001	05/06/2019	A Pizza donations for prom decor	03	200	1690	9119	000000	000	42.80
073727	0001	05/06/2019	A Pizza donations for prom decor	03	200	1690	9119	000000	000	42.80-
RCPT CODE SUB-TOTAL:										0.00
FUND CODE SUB-TOTAL:										280.00
073698	0001	05/01/2019	A Stadium Cleanup	03	200	1690	9121	000000	000	100.00
073877	0004	05/31/2019	A Track Tourn - NHS	03	200	1690	9121	000000	000	200.00
RCPT CODE SUB-TOTAL:										300.00
FUND CODE SUB-TOTAL:										300.00
073817	0001	05/17/2019	A Student Council Coin drive	03	200	1620	9301	000000	000	338.07
RCPT CODE SUB-TOTAL:										338.07
FUND CODE SUB-TOTAL:										338.07
073780	0001	05/15/2019	A Lex Senior Center donation	03	300	1820	9116	000000	000	75.00
RCPT CODE SUB-TOTAL:										75.00
FUND CODE SUB-TOTAL:										75.00
073764	0001	05/13/2019	A PE Vending	03	300	1620	9206	000000	000	250.00
RCPT CODE SUB-TOTAL:										250.00
FUND CODE SUB-TOTAL:										250.00

STATUS (STS) CODES:

A-RECEIPT B-REFUND OF RECEIPT V-VOID REFUND OF RECEIPT X-REDUCTION OF EXPENDITURE
 C-APPROPRIATION OR BUDGET MODIFICATIONS D-EXPENSE/SUPPLIES DISTRIBUTION F-FUND TO FUND TRANSFER

DATE: 06/04/2019
TIME: 14:54

LEXINGTON LOCAL SCHOOLS
TRANS. BY FUND/RCPT, ALL FUNDS
DATES 05/01/2019 THRU 05/31/2019
SORTED BY TRANSACTION DATE

PAGE: 15
(RECLD)

TRANS NO	ITEM NO	TRANS DATE	STS	DESCRIPTION OR SOURCE	TI	FUND	RCPT	SPCC	SUBJ	OPU	TRANS AMOUNT
073752	0001	05/08/2019	A	JH OCC Track adm 5/6	03	300	1610	9600	000000	719	2,000.00
073765	0001	05/14/2019	B	OCC JR HIGH TRACK	03	300	1610	9600	000000	719	926.36
RCPT CODE SUB-TOTAL:											1,073.64
073753	0001	05/08/2019	A	JH OCC Track program sales	03	300	1620	9600	000000	719	120.00
073858	0001	05/29/2019	A	Program sales -regional track	03	300	1620	9600	000000	000	934.00
RCPT CODE SUB-TOTAL:											1,054.00
073859	0001	05/29/2019	A	Program Ad sponsor	03	300	1690	9600	000000	000	430.00
RCPT CODE SUB-TOTAL:											430.00
073711	0001	05/02/2019	A	Boys BB Camp regis	03	300	1890	9600	000000	707	270.00
073710	0001	05/03/2019	A	Boys BB Camp regis	03	300	1890	9600	000000	707	30.00
073719	0001	05/03/2019	A	2019 Track Invite fee	03	300	1890	9600	000000	712	250.00
073735	0001	05/07/2019	A	2018 Cross Country Camp reg	03	300	1890	9600	000000	701	8,840.00
073747	0001	05/08/2019	A	Boys BB Camp regis	03	300	1890	9600	000000	707	150.00
073771	0001	05/14/2019	A	2019 Boys Tennis Invite	03	300	1890	9600	000000	711	200.00
073772	0001	05/14/2019	A	Girls BB Camp regis	03	300	1890	9600	000000	708	180.00
073773	0001	05/14/2019	A	Boys BB Camp regis	03	300	1890	9600	000000	707	150.00
073787	0001	05/17/2019	A	Girls BB Camp regis	03	300	1890	9600	000000	708	120.00
073788	0001	05/17/2019	A	Boys BB Camp regis	03	300	1890	9600	000000	707	90.00
073789	0001	05/17/2019	A	Boys BB Camp regis	03	300	1890	9600	000000	707	60.00
073819	0001	05/20/2019	A	Boys BB Camp regis	03	300	1890	9600	000000	707	30.00
073825	0001	05/21/2019	A	Girls BB Camp regis	03	300	1890	9600	000000	708	60.00
073825	0002	05/21/2019	A	Boys BB Camp regis	03	300	1890	9600	000000	707	30.00
073826	0001	05/21/2019	A	2019 Boys Tennis Invite	03	300	1890	9600	000000	711	400.00
073827	0001	05/21/2019	A	2019 Boys Track Invite fee	03	300	1890	9600	000000	712	250.00
073851	0001	05/23/2019	A	Boys BB Camp regis	03	300	1890	9600	000000	707	150.00
073852	0001	05/23/2019	A	Girls BB Camp regis	03	300	1890	9600	000000	708	180.00
073881	0001	05/23/2019	A	Girls Tennis invite fee	03	300	1890	9600	000000	705	200.00
073881	0002	05/23/2019	A	Boys Tennis invite fee	03	300	1890	9600	000000	711	400.00
073860	0001	05/29/2019	A	Boys BB Camp regis	03	300	1890	9600	000000	707	270.00
073861	0001	05/29/2019	A	Boys BB Camp regis	03	300	1890	9600	000000	707	60.00
073862	0001	05/29/2019	A	Girls BB Camp regis	03	300	1890	9600	000000	708	600.00
073864	0001	05/29/2019	A	2018/19 Tennis entry fee	03	300	1890	9600	000000	711	400.00
073891	0001	05/30/2019	A	Boys BB Camp regis	03	300	1890	9600	000000	707	120.00
073892	0001	05/30/2019	A	Boys BB Camp regis	03	300	1890	9600	000000	707	270.00
073893	0001	05/30/2019	A	Girls BB Camp regis	03	300	1890	9600	000000	708	60.00
073889	0001	05/31/2019	A	Girls BB Camp regis	03	300	1890	9600	000000	708	240.00
073890	0001	05/31/2019	A	Boys BB Camp regis	03	300	1890	9600	000000	707	330.00
RCPT CODE SUB-TOTAL:											14,390.00

STATUS (STS) CODES:

A-RECEIPT B-REFUND OF RECEIPT V-VOID REFUND OF RECEIPT X-REDUCTION OF EXPENDITURE
C-APPROPRIATION OR BUDGET MODIFICATIONS D-EXPENSE/SUPPLIES DISTRIBUTION F-FUND TO FUND TRANSFER

TRANS NO	ITEM NO	TRANS DATE	STS	DESCRIPTION OR SOURCE	TI	FUND	RCPT	SPCC	SUBJ	OPU	TRANS AMOUNT
073800	0002	05/21/2019	A	Void Stale O/S Checks	03	300	5300	9600	000000	000	300.00
073804	0001	05/21/2019	B	RE-ISSUE FOR GIRLS BB SHOOTOUT	03	300	5300	9600	000000	000	300.00-
RCPT CODE SUB-TOTAL:											0.00
FUND CODE SUB-TOTAL:											16,947.64
073844	0001	05/24/2019	A	IDEA-B Revenue	03	516	4220	9019	000000	000	22,340.24
RCPT CODE SUB-TOTAL:											22,340.24
FUND CODE SUB-TOTAL:											22,340.24
073845	0001	05/24/2019	A	Title I Revenue	03	572	4220	9019	000000	000	21,862.50
RCPT CODE SUB-TOTAL:											21,862.50
FUND CODE SUB-TOTAL:											21,862.50
073846	0001	05/24/2019	A	IDEA ECSE Revenue	03	587	4220	9019	000000	000	1,489.13
RCPT CODE SUB-TOTAL:											1,489.13
FUND CODE SUB-TOTAL:											1,489.13
073847	0001	05/24/2019	A	Title II-A Revenue	03	590	4220	9019	000000	000	7,267.24
RCPT CODE SUB-TOTAL:											7,267.24
FUND CODE SUB-TOTAL:											7,267.24
GRAND TOTAL:											1,569,109.59

STATUS (STS) CODES:

A-RECEIPT B-REFUND OF RECEIPT V-VOID REFUND OF RECEIPT X-REDUCTION OF EXPENDITURE
 C-APPROPRIATION OR BUDGET MODIFICATIONS D-EXPENSE/SUPPLIES DISTRIBUTION F-FUND TO FUND TRANSFER

LEXINGTON LOCAL SCHOOLS
 Revenue Account Summary
 SORTED BY FUND-SCC/ACCT

	FYTD Receivable	FYTD Actual Receipts	MTD Actual Receipts	YTD Actual Receipts	FYTD Balance Receivable	FYTD Percent Received
*****TOTAL FOR FUND-SCC 001 0000 (GENERAL FUND):	24,495,508.00	23,090,754.29	913,450.53	11,446,341.00	1,404,753.71	94.27
*****TOTAL FOR FUND-SCC 003 0000 (PERMANENT IMPROVEMENT FUND):	702,632.00	662,477.81	218.42	357,587.57	40,154.19	94.29
*****TOTAL FOR FUND-SCC 006 0000 (FOOD SERVICE FUND):	755,799.00	610,457.67	95,418.55	321,677.78	145,341.33	80.77
*****TOTAL FOR FUND-SCC 007 9100 (LEXINGTON MINUTEMEN ACADEMIC SCHOLARSHIP FUND):	6,040.00	11,040.07	2,205.91	10,560.25	5,000.07-	182.78
*****TOTAL FOR FUND-SCC 007 9800 (TERRY McCAMMON SCHOLARSHIP FUND):	350.00	207.75	18.18	99.00	142.25	59.36
*****TOTAL FOR FUND-SCC 018 9100 (HIGH SCHOOL PRINCIPAL'S FUND):	10,628.00	10,320.97	236.38	7,489.58	307.03	97.11
*****TOTAL FOR FUND-SCC 018 9200 (JUNIOR HIGH PRINCIPAL'S FUND):	5,233.00	4,643.78	162.00	398.00	589.22	88.74
*****TOTAL FOR FUND-SCC 018 9300 (EASTERN PRINCIPAL'S FUND):	9,609.00	7,412.34	3,136.48	4,530.85	2,196.66	77.14
*****TOTAL FOR FUND-SCC 018 9301 (EASTERN ELEMENTARY BOOKFAIR/BOXTOPS FUND):	6,539.00	6,893.08	3,998.62	3,998.62	354.08-	105.41
*****TOTAL FOR FUND-SCC 018 9302 (EASTERN ELEMENTARY MATH):	1,226.00	0.00	0.00	0.00	1,226.00	0.00

*** NOTE!! ONLY ACTIVE ACCOUNTS HAVE BEEN SELECTED, TOTALS MAY EXCLUDE AMOUNTS THAT ARE RELATED TO INACTIVE ACCOUNTS. ***

	FYTD Receivable	FYTD Actual Receipts	MTD Actual Receipts	YTD Actual Receipts	FYTD Balance Receivable	FYTD Percent Received
*****TOTAL FOR FUND-SCC 018 9303 (EASTERN RUN CLUB):	0.00	206.68	0.00	0.00	206.68-	0.00
*****TOTAL FOR FUND-SCC 018 9400 (CENTRAL PRINCIPAL'S FUND):	5,785.00	4,153.53	1,072.00	2,535.23	1,631.47	71.80
*****TOTAL FOR FUND-SCC 018 9401 (CENTRAL ELEMENTARY BOOKFAIR FUND):	4,548.00	3,689.26	1,192.16	1,241.16	858.74	81.12
*****TOTAL FOR FUND-SCC 018 9402 (CENTRAL ELEMENTARY ART):	1,415.00	1,375.00	1,375.00	1,375.00	40.00	97.17
*****TOTAL FOR FUND-SCC 018 9500 (WESTERN PRINCIPAL'S FUND):	6,709.00	5,481.91	1,373.40	2,190.66	1,227.09	81.71
*****TOTAL FOR FUND-SCC 018 9501 (WESTERN ELEMENTARY BOOKFAIR/BOXTOPS FUND):	5,976.00	4,669.91	1,043.29	1,046.79	1,306.09	78.14
*****TOTAL FOR FUND-SCC 018 9503 (WESTERN ELEMENTARY ART):	2,455.00	2,230.00	2,230.00	2,230.00	225.00	90.84
*****TOTAL FOR FUND-SCC 019 9121 (CENTRAL ELEMENTARY PTO GRANTS):	1,171.00	1,153.70	24.23	77.64	17.30	98.52
*****TOTAL FOR FUND-SCC 019 9122 (EASTERN ELEMENTARY PTO GRANTS):	1,171.00	1,153.70	24.24	77.64	17.30	98.52
*****TOTAL FOR FUND-SCC 019 9123 (WESTERN ELEMENTARY PTO GRANTS):	1,171.00	1,845.69	24.23	769.62	674.69-	157.62

*** NOTE!! ONLY ACTIVE ACCOUNTS HAVE BEEN SELECTED, TOTALS MAY EXCLUDE AMOUNTS THAT ARE RELATED TO INACTIVE ACCOUNTS. ***

LEXINGTON LOCAL SCHOOLS
 Revenue Account Summary
 SORTED BY FUND-SCC/ACCT

	FYTD Receivable	FYTD Actual Receipts	MTD Actual Receipts	YTD Actual Receipts	FYTD Balance Receivable	FYTD Percent Received
*****TOTAL FOR FUND-SCC 019 9218 (RICH CO FOUND-WRITE STUFF STEAM KIT):	1,172.57	1,172.57	0.00	0.00	0.00	100.00
*****TOTAL FOR FUND-SCC 019 9301 (RICH CO FOUND/SECD ROBOTICS GRANT (HEIMANN)):	15,000.00	0.00	0.00	0.00	15,000.00	0.00
*****TOTAL FOR FUND-SCC 019 9302 (RICH CO RETIRED TEACHERS ASSOC):	0.00	150.00	0.00	150.00	150.00	0.00
*****TOTAL FOR FUND-SCC 022 9601 (OHSAA TOURNAMENT AGENCY FUND):	76,290.00	48,124.72	25,141.61	33,788.38	28,165.28	63.08
*****TOTAL FOR FUND-SCC 024 0000 (EMPLOYEE BENEFITS FUND FOR MEDICAL/DENTAL):	4,921,275.00	4,399,703.71	443,854.74	2,223,846.12	521,571.29	89.40
*****TOTAL FOR FUND-SCC 200 9102 (HIGH SCHOOL DRAMA CLUB):	15,893.00	11,130.00	810.00	11,130.00	4,763.00	70.03
*****TOTAL FOR FUND-SCC 200 9104 (HIGH SCHOOL LEADERSHIP COUNCIL):	3,712.00	400.00	400.00	400.00	3,312.00	10.78
*****TOTAL FOR FUND-SCC 200 9105 (HIGH SCHOOL FRENCH CLUB):	184.00	45.00	10.00	45.00	139.00	24.46
*****TOTAL FOR FUND-SCC 200 9107 (HIGH SCHOOL SPANISH CLUB):	400.00	178.35	0.00	178.35	221.65	44.59
*****TOTAL FOR FUND-SCC 200 9108 (HIGH SCHOOL LED CLUB):	955.00	553.10	0.00	144.89	401.90	57.92

*** NOTE!! ONLY ACTIVE ACCOUNTS HAVE BEEN SELECTED, TOTALS MAY EXCLUDE AMOUNTS THAT ARE RELATED TO INACTIVE ACCOUNTS. ***

	FYTD Receivable	FYTD Actual Receipts	MTD Actual Receipts	YTD Actual Receipts	FYTD Balance Receivable	FYTD Percent Received
*****TOTAL FOR FUND-SCC 200 9114 (HIGH SCHOOL STUDENT COUNCIL FUND):	958.00	2,490.09	539.80	1,840.82	1,532.09-	259.93
*****TOTAL FOR FUND-SCC 200 9115 (HIGH SCHOOL KEY CLUB):	436.00	455.00	0.00	205.00	19.00-	104.36
*****TOTAL FOR FUND-SCC 200 9119 (HIGH SCHOOL YEARBOOK FUND):	13,323.00	13,735.00	280.00	2,525.00	412.00-	103.09
*****TOTAL FOR FUND-SCC 200 9121 (HIGH SCHOOL NATIONAL HONOR SOCIETY):	1,590.00	2,518.00	300.00	462.00	928.00-	158.36
*****TOTAL FOR FUND-SCC 200 9201 (JUNIOR HIGH ART CLUB):	96.00	56.20	0.00	0.00	39.80	58.54
*****TOTAL FOR FUND-SCC 200 9204 (JUNIOR HIGH STUDENT COUNCIL FUND):	1,686.00	1,217.35	0.00	557.50	468.65	72.20
*****TOTAL FOR FUND-SCC 200 9301 (EASTERN ELEMENTARY STUDENT ACTIVITY FUND):	2,225.00	1,472.05	338.07	997.70	752.95	66.16
*****TOTAL FOR FUND-SCC 200 9302 (EASTERN ELEMENTARY ROBOTICS FUND):	0.00	855.00	0.00	420.00	855.00-	0.00
*****TOTAL FOR FUND-SCC 200 9611 (HIGH SCHOOL INFORMED TEENS FUND):	1,402.00	0.00	0.00	0.00	1,402.00	0.00
*****TOTAL FOR FUND-SCC 200 9612 (JUNIOR HIGH INFORMED TEENS FUND):	736.00	1,449.56	0.00	1,442.06	713.56-	196.95

*** NOTE!! ONLY ACTIVE ACCOUNTS HAVE BEEN SELECTED, TOTALS MAY EXCLUDE AMOUNTS THAT ARE RELATED TO INACTIVE ACCOUNTS. ***

LEXINGTON LOCAL SCHOOLS
 Revenue Account Summary
 SORTED BY FUND-SCC/ACCT

	FYTD Receivable	FYTD Actual Receipts	MTD Actual Receipts	YTD Actual Receipts	FYTD Balance Receivable	FYTD Percent Received
*****TOTAL FOR FUND-SCC 300 9115 (JAZZ BAND):	528.00	0.00	0.00	0.00	528.00	0.00
*****TOTAL FOR FUND-SCC 300 9116 (CHOIR):	200.00	75.00	75.00	75.00	125.00	37.50
*****TOTAL FOR FUND-SCC 300 9206 (JUNIOR HIGH PHYS ED DEPARTMENT FUND):	2,910.00	2,645.00	250.00	1,095.00	265.00	90.89
*****TOTAL FOR FUND-SCC 300 9600 (ATHLETIC FUND):	227,988.00	203,625.44	16,947.64	54,477.84	24,362.56	89.31
*****TOTAL FOR FUND-SCC 300 9601 (ATHLETIC CAPITAL FUND):	26,000.00	13,000.00	0.00	0.00	13,000.00	50.00
*****TOTAL FOR FUND-SCC 300 9603 (ELEMENTARY MUSIC):	276.00	388.00	0.00	388.00	112.00	140.58
*****TOTAL FOR FUND-SCC 451 9019 (Network Connectivity FY 2019):	9,000.00	9,000.00	0.00	4,500.00	0.00	100.00
*****TOTAL FOR FUND-SCC 499 9016 (SECONDARY TRANSITION ENHANCEMENT FUND):	1,171.00	1,171.00	0.00	0.00	0.00	100.00
*****TOTAL FOR FUND-SCC 499 9019 (SCHOOL SAFETY GRANT):	13,136.25	13,136.25	0.00	0.00	0.00	100.00
*****TOTAL FOR FUND-SCC 516 9016 (IDEA-B SPECIAL EDUCATION FY18):	85,890.06	86,225.54	0.00	0.00	335.48	100.39

*** NOTE!! ONLY ACTIVE ACCOUNTS HAVE BEEN SELECTED, TOTALS MAY EXCLUDE AMOUNTS THAT ARE RELATED TO INACTIVE ACCOUNTS. ***

	FYTD Receivable	FYTD Actual Receipts	MTD Actual Receipts	YTD Actual Receipts	FYTD Balance Receivable	FYTD Percent Received
*****TOTAL FOR FUND-SCC 516 9019 (IDEA-B SPECIAL EDUCATION FY19):	561,089.77	381,428.15	22,340.24	238,941.87	179,661.62	67.98
*****TOTAL FOR FUND-SCC 572 9018 (TITLE I FY18):	49,793.26	51,049.39	0.00	0.00	1,256.13	102.52
*****TOTAL FOR FUND-SCC 572 9019 (TITLE I FY19):	270,922.45	222,402.99	21,862.50	146,159.91	48,519.46	82.09
*****TOTAL FOR FUND-SCC 587 9018 (EARLY CHILDHOOD SPECIAL EDUCATION IDEA FY18):	515.19	515.19	0.00	0.00	0.00	100.00
*****TOTAL FOR FUND-SCC 587 9019 (EARLY CHILDHOOD SPECIAL EDUCATION IDEA FY19):	28,685.67	10,614.14	1,489.13	6,776.15	18,071.53	37.00
*****TOTAL FOR FUND-SCC 590 9019 (TITLE II-A IMPROVING TEACHER QUALITY FY19):	55,035.92	55,035.92	7,267.24	35,253.67	0.00	100.00
*****TOTAL FOR FUND-SCC 599 9019 (TITLE IV):	26,113.30	8,239.00	0.00	528.00	17,874.30	31.55
*****GRAND TOTALS:	32,440,553.44	29,974,423.85	1,569,109.59	14,930,554.65	2,466,129.59	92.40

*** NOTE!! ONLY ACTIVE ACCOUNTS HAVE BEEN SELECTED, TOTALS MAY EXCLUDE AMOUNTS THAT ARE RELATED TO INACTIVE ACCOUNTS. ***

LEXINGTON LOCAL SCHOOLS
 Appropriation Account Summary
 SORTED BY FUND-SCC/ACCT

FYTD Appropriated	Prior FY Carryover Encumbrances	FYTD Expendable	FYTD Actual Expenditures	MTD Actual Expenditures	Current + Future Encumbrances	FYTD Remaining Balance	FYTD Percent Exp/Enc
*****TOTAL FOR FUND-SCC 001 0000 (GENERAL FUND):							
25,277,489.00	46,429.80	25,323,918.80	22,733,314.81	2,070,516.10	537,532.48	2,053,071.51	91.89
*****TOTAL FOR FUND-SCC 003 0000 (PERMANENT IMPROVEMENT FUND):							
740,828.27	6,555.13	747,383.40	683,744.24	2,579.70	1,394.11	62,245.05	91.67
*****TOTAL FOR FUND-SCC 006 0000 (FOOD SERVICE FUND):							
760,280.38	366.83	760,647.21	660,181.03	66,010.07	31,701.49	68,764.69	90.96
*****TOTAL FOR FUND-SCC 007 9100 (LEXINGTON MINUTEMEN ACADEMIC SCHOLARSHIP FUND):							
8,000.00	500.00	8,500.00	6,300.00	1,000.00	0.00	2,200.00	74.12
*****TOTAL FOR FUND-SCC 007 9800 (TERRY McCAMMON SCHOLARSHIP FUND):							
500.00	0.00	500.00	500.00	0.00	0.00	0.00	100.00
*****TOTAL FOR FUND-SCC 018 9100 (HIGH SCHOOL PRINCIPAL'S FUND):							
11,250.44	0.00	11,250.44	10,045.17	6,009.62	833.28	371.99	96.69
*****TOTAL FOR FUND-SCC 018 9200 (JUNIOR HIGH PRINCIPAL'S FUND):							
4,340.00	2,380.00	6,720.00	3,434.49	125.00	3,170.09	115.42	98.28
*****TOTAL FOR FUND-SCC 018 9300 (EASTERN PRINCIPAL'S FUND):							
12,246.00	827.80	13,073.80	8,443.80	2,248.99	1,372.75	3,257.25	75.09
*****TOTAL FOR FUND-SCC 018 9301 (EASTERN ELEMENTARY BOOKFAIR/BOXTOPS FUND):							
7,931.00	0.00	7,931.00	7,875.40	4,154.47	200.00	144.40	101.82
*****TOTAL FOR FUND-SCC 018 9302 (EASTERN ELEMENTARY MATH):							
1,010.00	0.00	1,010.00	367.78	0.00	192.22	450.00	55.45

*** NOTE!! ONLY ACTIVE ACCOUNTS HAVE BEEN SELECTED, TOTALS MAY EXCLUDE AMOUNTS THAT ARE RELATED TO INACTIVE ACCOUNTS. ***

LEXINGTON LOCAL SCHOOLS
 Appropriation Account Summary
 SORTED BY FUND-SCC/ACCT

FYTD Appropriated	Prior FY Carryover Encumbrances	FYTD Expendable	FYTD Actual Expenditures	MTD Actual Expenditures	Current + Future Encumbrances	FYTD Remaining Balance	FYTD Percent Exp/Enc
*****TOTAL FOR FUND-SCC 018 9400 (CENTRAL PRINCIPAL'S FUND):							
5,121.00	437.96	5,558.96	3,396.40	804.10	2,440.46	277.90	105.00
*****TOTAL FOR FUND-SCC 018 9401 (CENTRAL ELEMENTARY BOOKFAIR FUND):							
5,937.00	0.00	5,937.00	2,889.64	1,411.16	223.87	2,823.49	52.44
*****TOTAL FOR FUND-SCC 018 9402 (CENTRAL ELEMENTARY ART):							
1,096.00	0.00	1,096.00	228.63	0.00	1,700.00	832.63	175.97
*****TOTAL FOR FUND-SCC 018 9500 (WESTERN PRINCIPAL'S FUND):							
5,039.00	473.51	5,512.51	2,527.48	364.00	1,630.00	1,355.03	75.42
*****TOTAL FOR FUND-SCC 018 9501 (WESTERN ELEMENTARY BOOKFAIR/BOXTOPS FUND):							
6,474.00	0.00	6,474.00	4,403.32	782.54	0.00	2,070.68	68.02
*****TOTAL FOR FUND-SCC 018 9503 (WESTERN ELEMENTARY ART):							
1,918.00	0.00	1,918.00	1,676.00	1,676.00	0.00	242.00	87.38
*****TOTAL FOR FUND-SCC 018 9901 (JUNIOR HIGH TEACHER ADVISORY FUND):							
109.25	0.00	109.25	0.00	0.00	0.00	109.25	0.00
*****TOTAL FOR FUND-SCC 019 9121 (CENTRAL ELEMENTARY PTO GRANTS):							
1,324.65	250.00	1,574.65	600.60	47.00	527.98	446.07	71.67
*****TOTAL FOR FUND-SCC 019 9122 (EASTERN ELEMENTARY PTO GRANTS):							
1,547.22	0.00	1,547.22	268.22	0.00	0.00	1,279.00	17.34
*****TOTAL FOR FUND-SCC 019 9123 (WESTERN ELEMENTARY PTO GRANTS):							
4,707.40	0.00	4,707.40	1,372.03	0.00	2,908.13	427.24	90.92

*** NOTE!! ONLY ACTIVE ACCOUNTS HAVE BEEN SELECTED, TOTALS MAY EXCLUDE AMOUNTS THAT ARE RELATED TO INACTIVE ACCOUNTS. ***

LEXINGTON LOCAL SCHOOLS
 Appropriation Account Summary
 SORTED BY FUND-SCC/ACCT

FYTD Appropriated	Prior FY Carryover Encumbrances	FYTD Expendable	FYTD Actual Expenditures	MTD Actual Expenditures	Current + Future Encumbrances	FYTD Remaining Balance	FYTD Percent Exp/Enc
*****TOTAL FOR FUND-SCC 019 9200 (RICHLAND COUNTY FOUNDATION GRANT PLAYGROUND):							
200.00	0.00	200.00	0.00	0.00	0.00	200.00	0.00
*****TOTAL FOR FUND-SCC 019 9218 (RICH CO FOUN-WRITE STUFF STEAM KIT):							
1,172.57	0.00	1,172.57	736.01	92.58	435.68	0.88	99.92
*****TOTAL FOR FUND-SCC 019 9301 (RICH CO FOUND/SECO ROBOTICS GRANT (HEIMANN)):							
15,600.00	0.00	15,600.00	568.28	206.02	31.72	15,000.00	3.85
*****TOTAL FOR FUND-SCC 022 9601 (OHSAA TOURNAMENT AGENCY FUND):							
74,027.00	246.56	74,273.56	36,465.90	4,184.15	39,167.93	1,360.27-	101.83
*****TOTAL FOR FUND-SCC 024 0000 (EMPLOYEE BENEFITS FUND FOR MEDICAL/DENTAL):							
4,459,905.00	0.00	4,459,905.00	4,768,191.29	355,944.97	2,750.00	311,036.29-	106.97
*****TOTAL FOR FUND-SCC 200 9101 (HIGH SCHOOL ART CLUB):							
93.76	0.00	93.76	0.00	0.00	0.00	93.76	0.00
*****TOTAL FOR FUND-SCC 200 9102 (HIGH SCHOOL DRAMA CLUB):							
14,916.00	5,110.00	20,026.00	16,409.20	5,477.92	850.00	2,766.80	86.18
*****TOTAL FOR FUND-SCC 200 9103 (HIGH SCHOOL MATH CLUB):							
52.70	0.00	52.70	0.00	0.00	0.00	52.70	0.00
*****TOTAL FOR FUND-SCC 200 9104 (HIGH SCHOOL LEADERSHIP COUNCIL):							
3,656.00	0.00	3,656.00	222.77	222.77	123.02	3,310.21	9.46
*****TOTAL FOR FUND-SCC 200 9105 (HIGH SCHOOL FRENCH CLUB):							
107.00	0.00	107.00	0.00	0.00	0.00	107.00	0.00

*** NOTE!! ONLY ACTIVE ACCOUNTS HAVE BEEN SELECTED, TOTALS MAY EXCLUDE AMOUNTS THAT ARE RELATED TO INACTIVE ACCOUNTS. ***

LEXINGTON LOCAL SCHOOLS
 Appropriation Account Summary
 SORTED BY FUND-SCC/ACCT

FYTD Appropriated	Prior FY Carryover Encumbrances	FYTD Expendable	FYTD Actual Expenditures	MTD Actual Expenditures	Current + Future Encumbrances	FYTD Remaining Balance	FYTD Percent Exp/Enc
*****TOTAL FOR FUND-SCC 200 9107 (HIGH SCHOOL SPANISH CLUB):							
483.00	0.00	483.00	135.89	115.89	180.00	167.11	65.40
*****TOTAL FOR FUND-SCC 200 9108 (HIGH SCHOOL LED CLUB):							
2,009.00	0.00	2,009.00	519.80	0.00	1,480.20	9.00	99.55
*****TOTAL FOR FUND-SCC 200 9114 (HIGH SCHOOL STUDENT COUNCIL FUND):							
2,276.86	0.00	2,276.86	726.45	0.00	273.55	1,276.86	43.92
*****TOTAL FOR FUND-SCC 200 9115 (HIGH SCHOOL KEY CLUB):							
1,232.00	117.79	1,349.79	996.59	154.62	14.41	338.79	74.90
*****TOTAL FOR FUND-SCC 200 9116 (HIGH SCHOOL CHESS CLUB):							
321.00	0.00	321.00	0.00	0.00	0.00	321.00	0.00
*****TOTAL FOR FUND-SCC 200 9119 (HIGH SCHOOL YEARBOOK FUND):							
18,682.00	9,136.66	27,818.66	19,980.78	0.00	4,128.14	3,709.74	86.66
*****TOTAL FOR FUND-SCC 200 9120 (HIGH SCHOOL JOURNALISM FUND):							
165.00	0.00	165.00	0.00	0.00	0.00	165.00	0.00
*****TOTAL FOR FUND-SCC 200 9121 (HIGH SCHOOL NATIONAL HONOR SOCIETY):							
2,300.00	0.00	2,300.00	2,517.68	312.50	142.02	359.70	115.64
*****TOTAL FOR FUND-SCC 200 9201 (JUNIOR HIGH ART CLUB):							
481.13	0.00	481.13	0.00	0.00	0.00	481.13	0.00
*****TOTAL FOR FUND-SCC 200 9204 (JUNIOR HIGH STUDENT COUNCIL FUND):							
1,128.00	0.00	1,128.00	1,104.66	456.02	298.25	274.91	124.37

*** NOTE!! ONLY ACTIVE ACCOUNTS HAVE BEEN SELECTED, TOTALS MAY EXCLUDE AMOUNTS THAT ARE RELATED TO INACTIVE ACCOUNTS. ***

LEXINGTON LOCAL SCHOOLS
 Appropriation Account Summary
 SORTED BY FUND-SCC/ACCT

FYTD Appropriated	Prior FY Carryover Encumbrances	FYTD Expendable	FYTD Actual Expenditures	MTD Actual Expenditures	Current + Future Encumbrances	FYTD Remaining Balance	FYTD Percent Exp/Enc
*****TOTAL FOR FUND-SCC 200 9205 (JUNIOR HIGH LIBRARY CLUB):							
77.65	0.00	77.65	0.00	0.00	0.00	77.65	0.00
*****TOTAL FOR FUND-SCC 200 9301 (EASTERN ELEMENTARY STUDENT ACTIVITY FUND):							
1,764.00	0.00	1,764.00	1,420.68	583.72	743.28	399.96	122.67
*****TOTAL FOR FUND-SCC 200 9302 (EASTERN ELEMENTARY ROBOTICS FUND):							
500.00	0.00	500.00	204.05	0.00	295.95	0.00	100.00
*****TOTAL FOR FUND-SCC 200 9611 (HIGH SCHOOL INFORMED TEENS FUND):							
1,454.00	0.00	1,454.00	0.00	0.00	0.00	1,454.00	0.00
*****TOTAL FOR FUND-SCC 200 9612 (JUNIOR HIGH INFORMED TEENS FUND):							
530.00	0.00	530.00	1,400.60	1,400.60	0.00	870.60	264.26
*****TOTAL FOR FUND-SCC 300 9115 (JAZZ BAND):							
649.00	0.00	649.00	375.00	0.00	0.00	274.00	57.78
*****TOTAL FOR FUND-SCC 300 9116 (CHOIR):							
1,302.20	0.00	1,302.20	92.00	0.00	0.00	1,210.20	7.06
*****TOTAL FOR FUND-SCC 300 9206 (JUNIOR HIGH PHYS ED DEPARTMENT FUND):							
2,453.00	0.00	2,453.00	1,950.27	40.26	332.73	170.00	93.07
*****TOTAL FOR FUND-SCC 300 9600 (ATHLETIC FUND):							
222,500.00	8,272.86	230,772.86	224,288.87	11,375.51	16,439.88	9,955.89	104.31
*****TOTAL FOR FUND-SCC 300 9602 (ORCHESTRA):							
63.22	0.00	63.22	0.00	0.00	0.00	63.22	0.00

*** NOTE!! ONLY ACTIVE ACCOUNTS HAVE BEEN SELECTED, TOTALS MAY EXCLUDE AMOUNTS THAT ARE RELATED TO INACTIVE ACCOUNTS. ***

LEXINGTON LOCAL SCHOOLS
 Appropriation Account Summary
 SORTED BY FUND-SCC/ACCT

FYTD Appropriated	Prior FY Carryover Encumbrances	FYTD Expendable	FYTD Actual Expenditures	MTD Actual Expenditures	Current + Future Encumbrances	FYTD Remaining Balance	FYTD Percent Exp/Enc
*****TOTAL FOR FUND-SCC 300 9603 (ELEMENTARY MUSIC):							
1,552.00	0.00	1,552.00	179.84	0.00	0.00	1,372.16	11.59
*****TOTAL FOR FUND-SCC 300 9605 (BAND):							
232.95	0.00	232.95	0.00	0.00	0.00	232.95	0.00
*****TOTAL FOR FUND-SCC 451 9019 (Network Connectivity FY 2019):							
9,000.00	0.00	9,000.00	9,000.00	0.00	0.00	0.00	100.00
*****TOTAL FOR FUND-SCC 499 9018 (SECONDARY TRANSITION ENHANCEMENT FUND):							
0.00	1,171.00	1,171.00	1,171.00	0.00	0.00	0.00	100.00
*****TOTAL FOR FUND-SCC 499 9019 (SCHOOL SAFETY GRANT):							
13,136.25	0.00	13,136.25	13,136.25	0.00	0.00	0.00	100.00
*****TOTAL FOR FUND-SCC 516 9018 (IDEA-B SPECIAL EDUCATION FY18):							
13,319.26	27,325.14	40,644.40	40,644.40	0.00	0.00	0.00	100.00
*****TOTAL FOR FUND-SCC 516 9019 (IDEA-B SPECIAL EDUCATION FY19):							
560,754.29	0.00	560,754.29	420,936.01	54,802.54	86,205.94	53,612.34	90.44
*****TOTAL FOR FUND-SCC 572 9018 (TITLE I FY18):							
34,567.08	378.00	34,945.08	34,945.08	0.00	0.00	0.00	100.00
*****TOTAL FOR FUND-SCC 572 9019 (TITLE I FY19):							
269,666.32	0.00	269,666.32	225,926.25	23,127.99	10,526.74	33,213.33	87.68
*****TOTAL FOR FUND-SCC 587 9018 (EARLY CHILDHOOD SPECIAL EDUCATION IDEA FY18):							
4,410.28-	4,410.28	0.00	0.00	0.00	0.00	0.00	0.00

*** NOTE!! ONLY ACTIVE ACCOUNTS HAVE BEEN SELECTED, TOTALS MAY EXCLUDE AMOUNTS THAT ARE RELATED TO INACTIVE ACCOUNTS. ***

LEXINGTON LOCAL SCHOOLS
 Appropriation Account Summary
 SORTED BY FUND-SCC/ACCT

FYTD Appropriated	Prior FY Carryover Encumbrances	FYTD Expendable	FYTD Actual Expenditures	MTD Actual Expenditures	Current + Future Encumbrances	FYTD Remaining Balance	FYTD Percent Exp/Enc
*****TOTAL FOR FUND-SCC 587 9019 (EARLY CHILDHOOD SPECIAL EDUCATION IDEA FY19):							
28,685.67	0.00	28,685.67	12,153.17	2,479.37	12,333.56	4,198.94	85.36
*****TOTAL FOR FUND-SCC 590 9019 (TITLE II-A IMPROVING TEACHER QUALITY FY19):							
55,035.92	0.00	55,035.92	55,035.92	0.00	0.00	0.00	100.00
*****TOTAL FOR FUND-SCC 599 9018 (TITLE IV):							
3,400.00-	3,400.00	0.00	0.00	0.00	0.00	0.00	0.00
*****TOTAL FOR FUND-SCC 599 9019 (TITLE IV):							
26,113.30	0.00	26,113.30	11,639.00	3,400.00	241.00	14,233.30	45.49
*****GRAND TOTALS:							
32,691,502.46	117,789.32	32,809,291.78	30,034,642.73	2,622,106.18	762,820.86	2,011,828.19	93.87

*** NOTE!! ONLY ACTIVE ACCOUNTS HAVE BEEN SELECTED, TOTALS MAY EXCLUDE AMOUNTS THAT ARE RELATED TO INACTIVE ACCOUNTS. ***