


# LEXINGTON LOCAL SCHOOLS



---

FINANCIAL REPORT  
FOR THE PERIOD ENDING  
APRIL 30, 2019

---

PREPARED BY  
JASON WHITESEL, TREASURER

DATE: 05/02/2019  
TIME: 09:47

LEXINGTON LOCAL SCHOOLS  
CASH RECONCILIATION AS OF 04/30/2019

PAGE: 1  
(USAEMSED)

	SUB-TOTALS	TOTALS
	-----	-----
Gross Depository Balances:		
RICHLAND BANK MMA 5719	\$ 3,891,080.75	
RICHLAND BANK SWEEP ACCT 3520	2,104,498.90	
RICHLAND BANK GENERAL ACCT 0580	300,309.50	
RICHLAND BANK ANTHEM SWEEP 3523	1,055,306.15	
RICHLAND BANK EE BENEFITS 3180	0.00	
RICHLAND BANK PAYROLL ACCT 9780	350.16	
RICHLAND BANK ATHLETIC ACCT 3280	2,535.00	
	-----	
Total Depository Balances (Gross)		\$ 7,354,080.46
Adjustments to Bank Balance:		
Cash in Transit to Bank	\$ 7,906.40	
Outstanding Checks	145,735.31-	
Adjustments	100.00	
Bank Error - Check #84969		
	-----	
Total Adjustments to Bank Balance		137,728.91-
Investments:		
Treasury Bonds and Notes	\$ 500,000.00	
Certificate of Deposits	4,653,000.00	
Other Securities	0.00	
Other Investments:		
Richland Bank - Money Market	34,682.02	
	-----	
Total Investments		5,187,682.02
Cash on Hand:		
Petty Cash:		
TREASURER'S OFFICE	\$ 100.00	
HIGH SCHOOL	50.00	
JUNIOR HIGH SCHOOL	50.00	
EASTERN, CENTRAL, WESTERN	150.00	
Change Cash:		
ATHLETIC CHANGE	\$ 3,000.00	
CAFETERIA CHANGE	440.00	
JUNIOR HIGH SCHOOL	100.00	
Cash with Fiscal Agent	0.00	
	-----	
Total Cash on Hand		3,890.00
		-----
Total Balances		\$ 12,407,923.57
		=====
Total Fund Balance		\$ 12,407,923.57
		=====
Depository Clearance Accounts:		
	-----	
Total Clearance Account Balances		\$ 0.00

*Juan L. Whitford*

April 01, 2019 through April 30, 2019

Account Name : Lexington Local SD Managing Agency

Account No : 5750

## Summary Of Investment Holdings

Quantity	Description		Unit Value	Market Value	Tax Cost	Estimated Ann Inc	Yield To Mkt
<b><u>Money Markets - Taxable</u></b>							
34,682.02	Northern Instl Government Select Portfolio		1.0000	34,682.02	34,682.02	783.81	2.26%
<b>Totals</b>				<b>34,682.02</b>	<b>34,682.02</b>	<b>783.81</b>	<b>2.26%</b>
<b><u>Marketable CDs</u></b>							
125,000	First Foundation Bank	2.350%	06/28/2019	100.0009	125,001.13	125,000.00	2,937.50 2.35%
200,000	Capital One Bank USA NA	1.200%	08/12/2019	99.6329	199,265.80	200,000.00	2,400.00 1.20%
100,000	First Financial NW Inc WA	1.450%	08/19/2019	99.7250	99,725.00	100,000.00	1,450.00 1.45%
200,000	Abacus Federal Svgs Bk NY	1.250%	09/17/2019	99.5719	199,143.80	200,000.00	2,500.00 1.26%
30,000	First General Bank	2.200%	01/21/2020	99.8398	29,951.94	30,000.00	660.00 2.20%
200,000	Alma Bank NY	1.300%	06/10/2020	98.7383	197,476.60	200,000.00	2,600.00 1.32%
150,000	Community Finl Svcs Bk KY	1.500%	08/19/2020	98.7754	148,163.10	150,000.00	2,250.00 1.52%
248,000	Wells Fargo Bank NA	2.800%	09/14/2020	100.4616	249,144.77	248,000.00	6,944.00 2.79%
200,000	Marlin Business Bank	1.850%	10/13/2020	99.1316	198,263.20	200,000.00	3,700.00 1.87%
175,000	Unison Bank	1.500%	11/25/2020	99.3170	173,804.75	175,000.00	2,625.00 1.51%
200,000	Goldman Sachs Bank USA	1.850%	02/17/2021	98.9189	197,837.80	200,000.00	3,700.00 1.87%
200,000	MB Financial Bank NA	1.400%	03/30/2021	97.5437	195,087.40	200,000.00	2,800.00 1.44%
100,000	BankVista Sartell MN	1.400%	04/06/2021	97.9844	97,984.40	100,000.00	1,400.00 1.43%
200,000	Bank of Santa Clarita CA	1.400%	04/15/2021	97.9580	195,916.00	200,000.00	2,800.00 1.43%
125,000	HSBC Bank USA NA	2.150%	07/26/2021	99.2318	124,039.75	125,000.00	2,687.50 2.17%
200,000	Stearns Bank NA	1.950%	09/29/2021	98.6423	197,284.60	200,000.00	3,900.00 1.98%
200,000	Citibank NA	3.150%	10/26/2021	101.4639	202,927.80	200,000.00	6,300.00 3.10%
200,000	BMW Bank North America	3.050%	12/28/2021	101.2360	202,472.00	200,000.00	6,100.00 3.01%
100,000	Medallion Bank Utah	3.500%	01/10/2022	101.2448	101,244.80	100,000.00	3,500.00 3.46%
150,000	TIAA FSB	2.850%	02/22/2022	100.7041	151,056.15	150,000.00	4,275.00 2.83%
200,000	Bridgewater Bank Bloom MN	1.900%	02/28/2022	98.1131	196,226.20	200,000.00	3,800.00 1.94%
125,000	Citizens Alliance Bank	2.500%	03/15/2022	99.7365	124,670.63	125,000.00	3,125.00 2.51%
200,000	Continental Bank UT	1.900%	06/22/2022	97.7836	195,567.20	200,000.00	3,800.00 1.94%

April 01, 2019 through April 30, 2019

Account Name : Lexington Local SD Managing Agency

Account No : 5750

## Summary Of Investment Holdings

Quantity	Description			Unit Value	Market Value	Tax Cost	Estimated Ann Inc	Yield To Mkt
200,000	American Express Centurion	2.400%	09/12/2022	98.5421	197,084.20	200,000.00	4,800.00	2.44%
200,000	Discover Bank	2.250%	09/27/2022	98.6211	197,242.20	200,000.00	4,500.00	2.28%
200,000	Sallie Mae Bank SLC UT	2.500%	12/13/2022	99.2950	198,590.00	200,000.00	5,000.00	2.52%
25,000	State Bank of India NY	3.000%	03/06/2023	100.9502	25,237.55	25,000.00	750.00	2.97%
200,000	Comenity Capital Bank	2.700%	04/17/2023	99.7943	199,588.60	200,000.00	5,400.00	2.71%
<i>Totals</i>					<b>4,619,997.37</b>	<b>4,653,000.00</b>	<b>96,704.00</b>	<b>2.09%</b>
<u>U.S. Govt Agy-Non-Ex St-Int Only</u>								
200,000	FHLMC	1.300%	10/25/2019	99.4499	198,899.80	200,000.00	2,600.00	1.31%
300,000	FNMA	1.300%	07/28/2020	98.7341	296,202.30	300,000.00	3,900.00	1.32%
<i>Totals</i>					<b>495,102.10</b>	<b>500,000.00</b>	<b>6,500.00</b>	<b>1.31%</b>
<i>Grand Total</i>					<b>5,149,781.49</b>	<b>5,187,682.02</b>	<b>103,987.81</b>	<b>2.02%</b>

**LEXINGTON LOCAL SCHOOLS**  
**INVESTMENT REPORT FOR THE MONTH ENDING**  
**APRIL 30, 2019**

<b>INTEREST EARNED:</b>	<b>THIS MONTH</b>	<b>FISCAL YEAR TO DATE</b>
Richland Bank, General Sweep	\$4,049.98	\$23,155.74
Richland Bank, General MMA	\$6,849.99	\$55,970.78
Richland Bank, Anthem Sweep	\$1,905.78	\$21,004.39
Star Ohio	\$0.00	\$0.00
CDs, Bonds, and other investments	\$9,921.15	\$72,094.41
<b>TOTAL INTEREST RECEIVED</b>	<b>\$22,726.90</b>	<b>\$172,225.32</b>

<b>History of Interest Earnings</b>	<b>Fiscal Year</b>	<b>Interest Earnings</b>
	1998	\$ 167,057.52
	1999	\$ 138,113.69
	2000	\$ 157,991.72
	2001	\$ 236,839.79
	2002	\$ 146,052.34
	2003	\$ 63,712.36
	2004	\$ 47,970.95
	2005	\$ 90,719.94
	2006	\$ 158,724.51
	2007	\$ 221,998.86
	2008	\$ 213,660.34
	2009	\$ 95,639.63
	2010	\$ 56,860.22
	2011	\$ 3,001.78
	2012	\$ 3,090.00
	2013	\$ 5,758.97
	2014	\$ 8,349.92
	2015	\$ 11,765.22
	2016	\$ 28,300.22
	2017	\$ 83,194.26
	2018	\$ 133,582.49
<b>FISCAL Year To Date</b>	<b>2019</b>	<b>\$172,225.32</b>
<b>Total Interest Earnings 1998 to Present</b>		<b>\$ 2,244,610.05</b>



Processing Month: April 2019

LEXINGTON LOCAL SCHOOLS

(FINSUM)

Fnd	Sec	Description	Beginning Balance	MTD Revenues	FYTD Revenues	MTD Expenditures	FYTD Expenditures	Current Available Balance
001	0000	GENERAL FUND	9,575,829.51	2,608,641.21	22,177,303.76	2,204,390.62	20,662,798.71	11,090,334.56
001	9412	GENERAL BUDGET RESERVE SE	87,928.97	.00	.00	.00	.00	87,928.97
002	0000	BOND RETIREMENT FUND	1,925.89	.00	.00	.00	.00	1,925.89
003	0000	PERMANENT IMPROVEMENT FUN	44,751.40	48,277.51	662,259.39	8,202.88	681,164.54	25,846.25
006	0000	FOOD SERVICE FUND	4,848.21	45,377.61	515,039.12	62,561.20	594,170.96	74,283.63-
007	9100	LEXINGTON MINUTEMEN ACADE	14,214.53	1,172.54	8,834.16	.00	5,300.00	17,748.69
007	9800	TERRY McCAMMON SCHOLARSHI	13,043.45	23.34	189.57	.00	500.00	12,733.02
018	9100	HIGH SCHOOL PRINCIPAL'S F	1,508.57	872.88	10,084.59	228.81	4,035.55	7,557.61
018	9200	JUNIOR HIGH PRINCIPAL'S F	2,854.95	117.00	4,481.78	.00	3,309.49	4,027.24
018	9300	EASTERN PRINCIPAL'S FUND	6,168.59	166.67	4,275.86	515.39	6,194.81	4,249.64
018	9301	EASTERN ELEMENTARY BOOKFA	10,101.57	.00	2,894.46	195.00	3,720.93	9,275.10
018	9302	EASTERN ELEMENTARY MATH	1,604.30	.00	.00	.00	367.78	1,236.52
018	9303	EASTERN RUN CLUB	.00	.00	206.68	.00	.00	206.68
018	9400	CENTRAL PRINCIPAL'S FUND	8,372.37	738.04	3,081.53	.00	2,592.30	8,861.60
018	9401	CENTRAL ELEMENTARY BOOKFA	2,485.22	21.00	2,497.10	.00	1,478.48	3,503.84
018	9402	CENTRAL ELEMENTARY ART	1,460.00	.00	.00	.00	228.63	1,231.37
018	9500	WESTERN PRINCIPAL'S FUND	13,894.90	254.67	4,108.51	.00	2,163.48	15,839.93
018	9501	WESTERN ELEMENTARY BOOKFA	2,677.47	3.50	3,626.62	.00	3,620.78	2,683.31
018	9503	WESTERN ELEMENTARY ART	1,432.42	.00	.00	.00	.00	1,432.42
018	9901	JUNIOR HIGH TEACHER ADVIS	109.25	.00	.00	.00	.00	109.25
019	9001	ACADEMIC BOOSTERS GRANTS	769.07	.00	.00	.00	.00	769.07
019	9121	CENTRAL ELEMENTARY PTO GR	403.65	17.96	1,129.47	.00	553.60	979.52
019	9122	EASTERN ELEMENTARY PTO GR	376.22	17.95	1,129.46	.00	268.22	1,237.46
019	9123	WESTERN ELEMENTARY PTO GR	3,536.40	709.95	1,821.46	.00	1,372.03	3,985.83
019	9200	RICHLAND COUNTY FOUNDATIO	200.00	.00	.00	.00	.00	200.00
019	9218	RICH CO FOUNO-WRITE STUFF	.00	.00	1,172.57	.00	643.43	529.14
019	9301	RICH CO FOUNO/SECO ROBOTI	600.00	.00	.00	.00	362.26	237.74
019	9302	RICH CO RETIRED TEACHERS	.00	.00	150.00	.00	.00	150.00
022	9601	OHSAA TOURNAMENT AGENCY F	6,676.66	160.00	22,983.11	400.00	32,281.75	2,621.98-
024	0000	EMPLOYEE BENEFITS FUND FD	1,511,703.50	444,852.63	3,955,848.97	448,721.03	4,412,246.32	1,055,306.15
200	9101	HIGH SCHOOL ART CLUB	93.76	.00	.00	.00	.00	93.76
200	9102	HIGH SCHOOL DRAMA CLUB	31,102.75	8,100.00	10,320.00	5,460.25	10,931.28	30,491.47
200	9103	HIGH SCHOOL MATH CLUB	52.70	.00	.00	.00	.00	52.70
200	9104	HIGH SCHOOL LEADERSHIP CO	576.82	.00	.00	.00	.00	576.82
200	9105	HIGH SCHOOL FRENCH CLUB	257.37	.00	35.00	.00	.00	292.37
200	9107	HIGH SCHOOL SPANISH CLUB	706.04	4.00	178.35	.00	20.00	864.39
200	9108	HIGH SCHOOL LEO CLUB	3,216.18	.00	553.10	125.75	519.80	3,249.48
200	9114	HIGH SCHOOL STUDENT COUNC	1,318.86	1,146.04	1,950.29	470.76	726.45	2,542.70
200	9115	HIGH SCHOOL KEY CLUB	1,492.57	.00	455.00	.00	841.97	1,105.60
200	9116	HIGH SCHOOL CHESS CLUB	321.00	.00	.00	.00	.00	321.00
200	9119	HIGH SCHOOL YEARBOOK FUND	52,511.73	1,325.00	13,455.00	.00	19,980.78	45,985.95
200	9120	HIGH SCHOOL JOURNALISM FU	505.44	.00	.00	.00	.00	505.44
200	9121	HIGH SCHOOL NATIONAL HOND	852.23	.00	2,218.00	.00	2,205.18	865.05
200	9201	JUNIOR HIGH ART CLUB	488.13	.00	56.20	.00	.00	541.33
200	9204	JUNIOR HIGH STUDENT COUNC	887.62	.00	1,217.35	190.88	648.64	1,456.33
200	9205	JUNIOR HIGH LIBRARY CLUB	77.65	.00	.00	.00	.00	77.65

Fnd	Sec	Description	Beginning Balance	NTD Revenues	FYTD Revenues	NTD Expenditures	FYTD Expenditures	Current Available Balance
200	9301	EASTERN ELEMENTARY STUDEN	1,182.41	84.00	1,133.98	20.00	836.96	1,479.43
200	9302	EASTERN ELEMENTARY ROBOTI	.00	.00	855.00	60.75	204.05	650.95
200	9611	HIGH SCHOOL INFORMED TEEN	903.63	.00	.00	.00	.00	903.63
200	9612	JUNIOR HIGH INFORMED TEEN	424.40	1,400.60	1,449.56	.00	.00	1,873.96
300	9115	JAZZ BAND	2,225.81	.00	.00	375.00	375.00	1,850.81
300	9116	CHOIR	1,102.20	.00	.00	.00	92.00	1,010.20
300	9206	JUNIOR HIGH PHYS ED DEPAR	3,089.95	.00	2,395.00	.00	1,910.01	3,574.94
300	9210	JR HIGH INSTRUMENTAL	41.03	.00	.00	.00	.00	41.03
300	9600	ATHLETIC FUND	26,558.57	6,625.00	186,677.80	13,966.95	212,913.36	323.01
300	9601	ATHLETIC CAPITAL FUND	26,000.00	.00	13,000.00	.00	.00	39,000.00
300	9602	ORCHESTRA	63.22	.00	.00	.00	.00	63.22
300	9603	ELEMENTARY MUSIC	1,587.41	.00	388.00	.00	179.84	1,795.57
300	9605	BAND	232.95	.00	.00	.00	.00	232.95
451	9019	Network Connectivity FY 2	.00	.00	9,000.00	.00	9,000.00	.00
499	9018	SECONDARY TRANSITION ENHA	.00	.00	1,171.00	.00	1,171.00	.00
499	9019	SCHOOL SAFETY GRANT	.00	.00	13,136.25	.00	13,136.25	.00
516	9018	IDEA-B SPECIAL EDUCATION	45,581.14-	.00	86,225.54	.00	40,644.40	.00
516	9019	IDEA-B SPECIAL EDUCATION	.00	72,075.16	359,087.91	23,375.45	366,133.47	7,045.56-
572	9018	TITLE I FY18	16,104.31-	.00	51,049.39	.00	34,945.08	.00
572	9019	TITLE I FY19	.00	26,012.80	200,540.49	22,242.42	202,798.26	2,257.77-
587	9018	EARLY CHILDHOOD SPECIAL E	515.19-	.00	515.19	.00	.00	.00
587	9019	EARLY CHILDHOOD SPECIAL E	.00	1,424.43	9,125.01	1,151.13	9,673.80	548.79-
590	9019	TITLE II-A IMPROVING TEAC	.00	.00	47,768.68	4,741.20	55,035.92	7,267.24-
599	9019	TITLE IV	.00	.00	8,239.00	.00	8,239.00	.00
Grand Total All Funds			11,415,145.86	3,269,621.49	28405,314.26	2,797,595.47	27412,536.55	12407,923.57
Total Invested Funds			.00					

DATE: 05/02/2019  
TIME: 09:00:42OHIO DEPARTMENT OF EDUCATION - OFFICE OF SCHOOL MANAGEMENT ASSISTANCE  
ANNUAL SPENDING PLAN (CURRENT OPERATION - GENERAL FUND ONLY - D.R.C. 5705.391)

PAGE: 1

SCHOOL DISTRICT: LEXINGTON LOCAL SCHOOLS      IRM # 049437      COUNTY: RICHLAND      FISCAL YEAR: 2019      MONTH: 04

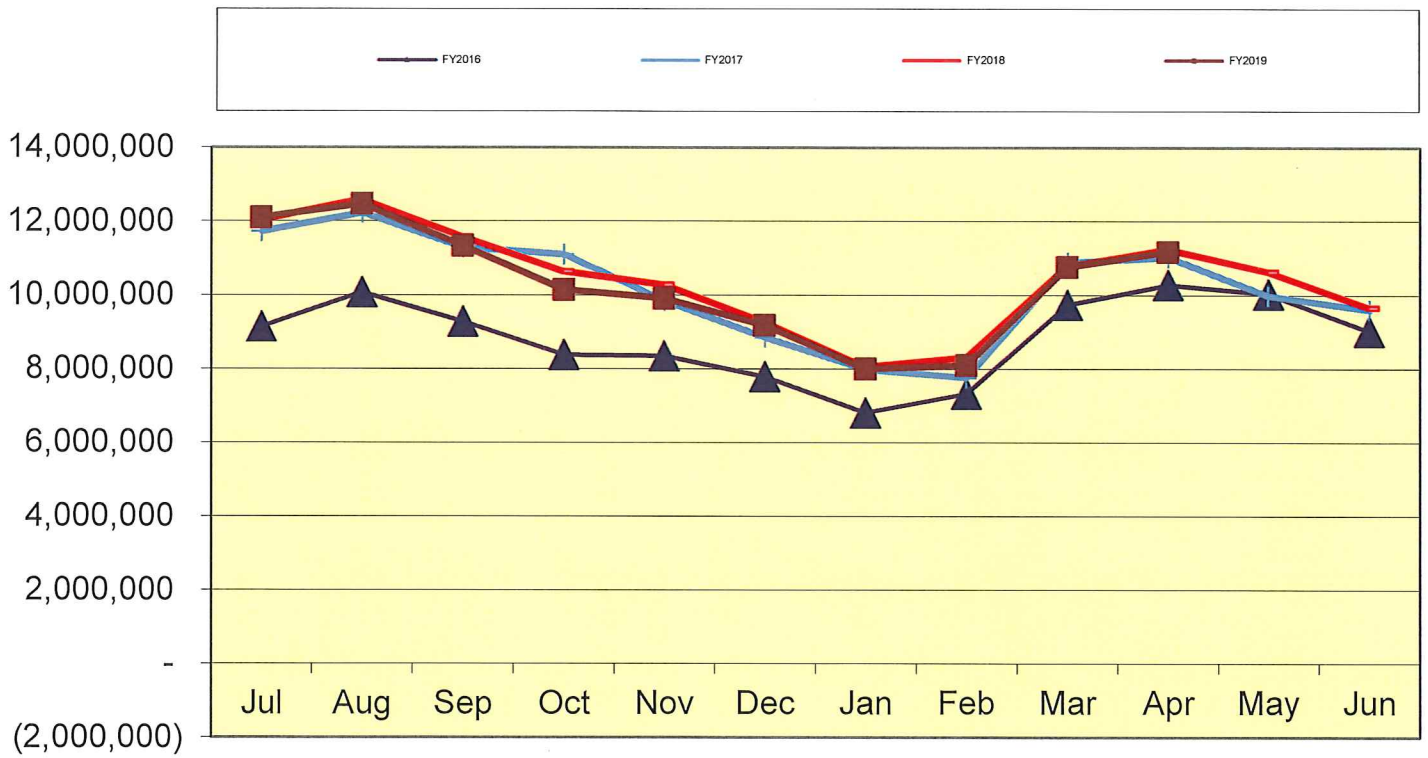
	MONTHLY ESTIMATE	MONTHLY ACTUAL	MONTHLY DIFFERENCE	FISCAL YTD ESTIMATE	FISCAL YTD ACTUAL	FISCAL YTD DIFFERENCE
<b>REVENUES</b>						
01.010 General Property (Real Estate)	1,500,000	1,186,379	313,621-	10,930,243	10,749,585	180,658-
01.020 Tangible Personal Property Tax	249,713	345,407	95,694	533,713	664,767	131,054
01.030 Income Tax	0	0	0	0	0	0
01.035 Unrestricted Grants-in-Aid	835,000	863,289	28,289	8,746,582	9,017,612	271,030
01.040 Restricted Grants-in-Aid	7,000	4,351	2,649-	65,200	52,787	12,413-
01.045 Restricted Grants-in-Aid - SFSF	0	0	0	0	0	0
01.050 Property Tax Allocation	50,000	0	50,000-	941,000	920,185	20,815-
01.060 All Other Operating Revenue	62,000	209,215	147,215	461,000	711,080	250,080
01.070 Total Revenue	2,703,713	2,608,641	95,072-	21,677,738	22,116,016	438,278
<b>OTHER FINANCING SOURCES</b>						
02.010 Proceeds from Sale of Notes	0	0	0	0	0	0
02.020 State Emergency Loans & Advancements (Approved)	0	0	0	0	0	0
02.040 Operating Transfers-In	0	0	0	0	0	0
02.050 Advances-In	0	0	0	0	0	0
02.060 All Other Financing Sources	0	0	0	84,000	61,288	22,712-
02.070 Total Other Financing Sources	0	0	0	84,000	61,288	22,712-
02.080 Total Revenues and Other Financing Sources	2,703,713	2,608,641	95,072-	21,761,738	22,177,304	415,566
<b>EXPENDITURES</b>						
03.010 Personal Services	1,100,000	1,099,850	150-	11,073,000	11,001,900	71,100-
03.020 Employees' Retirement/Insurance Benefits	555,000	556,589	1,589	5,456,000	5,223,284	232,716-
03.030 Purchased Services	430,000	381,537	48,463-	3,472,000	3,370,929	101,071-
03.040 Supplies and Materials	53,000	29,446	23,554-	643,000	723,746	80,746
03.050 Capital Outlay	12,000	0	12,000-	107,600	43,021	64,579-
03.060 Intergovernmental	0	0	0	0	0	0
04.010 Debt Service: All Principal (Historical)	0	0	0	0	0	0
04.020 Debt Service: Principal - Notes	0	0	0	0	0	0
04.030 Debt Service: Principal - State Loans	0	0	0	0	0	0
04.040 Debt Service: Principal - State Advancements	0	0	0	0	0	0
04.050 Debt Service: Principal - HB 264 Loans	0	0	0	0	0	0
04.055 Debt Service: Principal - Other	0	0	0	0	0	0
04.060 Debt Service: Interest and Fiscal Charges	0	0	0	0	0	0
04.300 Other Objects	148,000	136,968	11,032-	306,500	299,917	6,583-
04.500 Total Expenditures	2,298,000	2,204,390	93,610-	21,058,100	20,662,797	395,303-
<b>OTHER FINANCING USES</b>						
05.010 Operating Transfers - Out	0	0	0	0	0	0
05.020 Advances - Out	0	0	0	0	0	0
05.030 All Other Financing Uses	0	0	0	0	0	0
05.040 Total Other Financing Uses	0	0	0	0	0	0
05.050 Total Expenditure and Other Financing Uses	2,298,000	2,204,390	93,610-	21,058,100	20,662,797	395,303-
06.010 Excess Rev & Oth Financing Sources over (under) Exp &	405,713	404,251	1,462-	703,638	1,514,507	810,869
07.010 Beginning Cash Balance	9,961,683	10,774,014	812,331	9,663,758	9,663,758	0
07.020 Ending Cash Balance	10,367,396	11,178,265	810,869	10,367,396	11,178,265	810,869
08.010 Outstanding Encumbrances	750,000	709,925	40,075-	750,000	709,925	40,075-



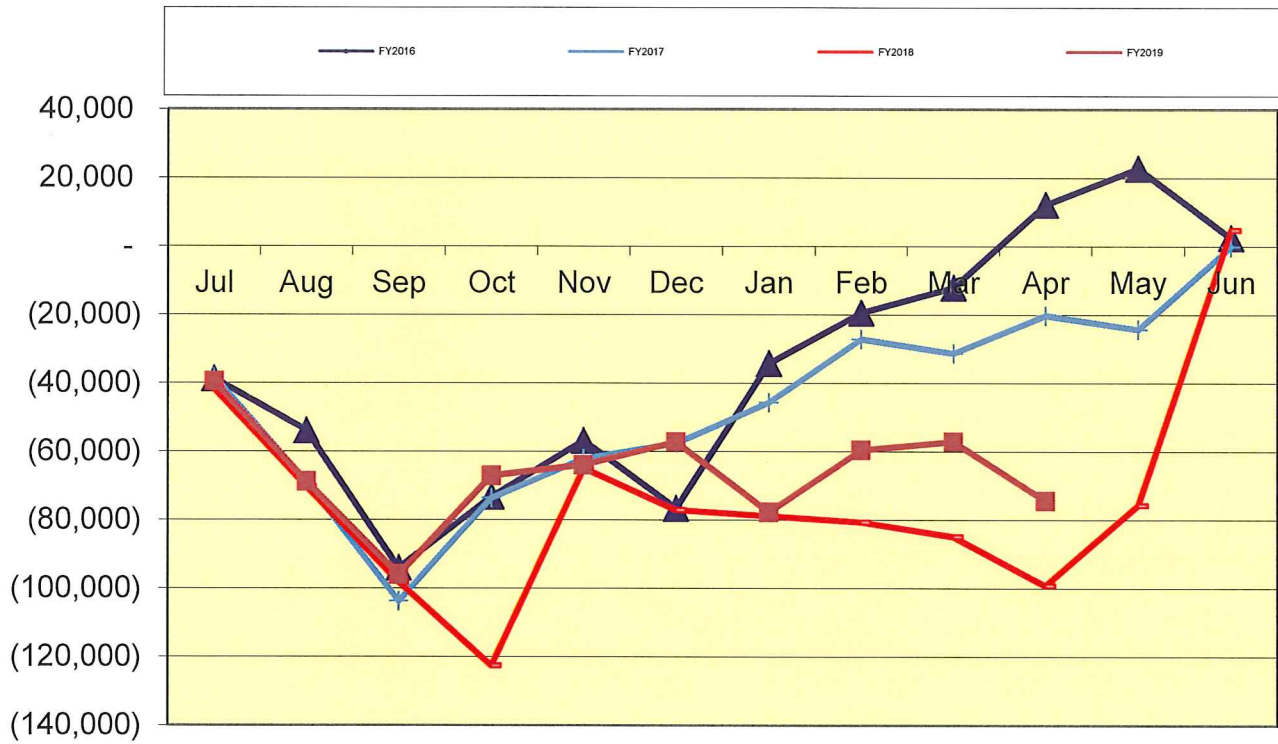
**LEXINGTON LOCAL SCHOOL DISTRICT  
GENERAL FUND ONLY 2018-19  
SUMMARY OF RECEIPTS AND EXPENDITURES - FIVE YEAR FORECAST FORMAT**

LINE	DESCRIPTION	4/30/2019	FISCAL YEAR TO DATE Estimate	FISCAL YEAR TO DATE Actual	VARIANCE Estimate vs. Actual	PERCENT of VARIANCE
LINE 7.010	BEGINNING CASH BALANCE			\$ 9,663,758		
<b>REVENUES</b>						
LINE 1.010	Real Estate Tax	\$ 10,930,243	\$ 10,749,585		(\$180,658)	-1.65%
LINE 1.020	Personal Property Tax	\$ 533,713	\$ 664,767		\$131,054	24.56%
LINE 1.030	Income Tax	\$ -	\$ -		\$0	
LINE 1.035	State Funding	\$ 8,746,582	\$ 9,017,612		\$271,030	3.10%
LINE 1.040	Career Tech / Economic Disadv.	\$ 65,200	\$ 52,787		(\$12,413)	-19.04%
LINE 1.050	Property Tax Allocation	\$ 941,000	\$ 920,185		(\$20,815)	-2.21%
LINE 1.060	Other Operating Revenue	\$ 461,000	\$ 711,080		\$250,080	54.25%
LINE 1.070	TOTAL REVENUE	\$ 21,677,738	\$ 22,116,016		\$438,278	2.02%
<b>EXPENSES</b>						
LINE 2.01	Proceeds from Notes	\$ -	\$ -		\$0	
LINE 2.04	Transfers In	\$ -	\$ -		\$0	
LINE 2.050	Advances In	\$ -	\$ -		\$0	#DIV/0!
LINE 2.060	Other Financing Sources	\$ 84,000	\$ 61,288		(\$22,712)	-27.04%
LINE 2.070	TOTAL OTHER SOURCES	\$ 84,000	\$ 61,288		(\$22,712)	-27.04%
LINE 2.080	TOTAL REVENUES & Sources	\$ 21,761,738	\$ 22,177,304		\$415,566	1.91%
LINE 3.010	Salaries	\$ 11,073,000	\$ 11,001,900		\$71,100	0.64%
LINE 3.020	Retirement and Benefits	\$ 5,456,000	\$ 5,223,284		\$232,716	4.27%
LINE 3.030	Purchased Services	\$ 3,472,000	\$ 3,370,929		\$101,071	2.91%
LINE 3.040	Supplies and Materials	\$ 643,000	\$ 723,746		(\$80,746)	-12.56%
LINE 3.050	Capital Outlay and Equipment	\$ 107,600	\$ 43,021		\$64,579	60.02%
LINE 3.06	INTERGOVERNMENTAL	\$ -	\$ -		\$0	
LINE 4.020	DEBT SERVICE - Notes	\$ -	\$ -		\$0	
LINE 4.060	DEBT SERVICE - Interest charges	\$ -	\$ -		\$0	
LINE 4.300	Other Objects	\$ 306,500	\$ 299,917		\$6,583	2.15%
LINE 4.500	TOTAL EXPENDITURES	\$ 21,058,100	\$ 20,662,797		\$395,303	1.88%
LINE 5.00	TRANSFERS OUT	\$ -	\$ -		\$0	
LINE 5.02	ADVANCES OUT	\$ -	\$ -		\$0	
LINE 5.03	ALL OTHER USES	\$ -	\$ -		\$0	
LINE 5.040	TOTAL OTHER USES	\$ -	\$ -		\$0	
LINE 5.050	TOTAL EXPENDITURES & USES	\$ 21,058,100	\$ 20,662,797		\$395,303	1.88%
LINE 6.010	REVENUES OVER EXPENSES	\$ 703,638	\$ 1,514,507		\$810,869	
LINE 7.020	ENDING CASH BALANCE	\$ 10,367,396	\$ 11,178,265		\$810,869	
	Less Reserves	\$ (87,929)	\$ (87,929)		\$ -	
LINE 8.010	Less Outstanding Encumbrances	\$ (750,000)	\$ (709,925)		\$ 40,075	-5.34%
LINE 15.010	Unreserved Fund Balance	\$ 9,529,467	\$ 10,380,411		\$850,944	8.93%
	Salaries/Benefits as % of Revenue	Estimate 76.2%	Actual 73.4%		Benchmark Yr. End 80.1% or below	
	True Days Cash - Calendar Days on which can operate	138	153		90 or above optimal	

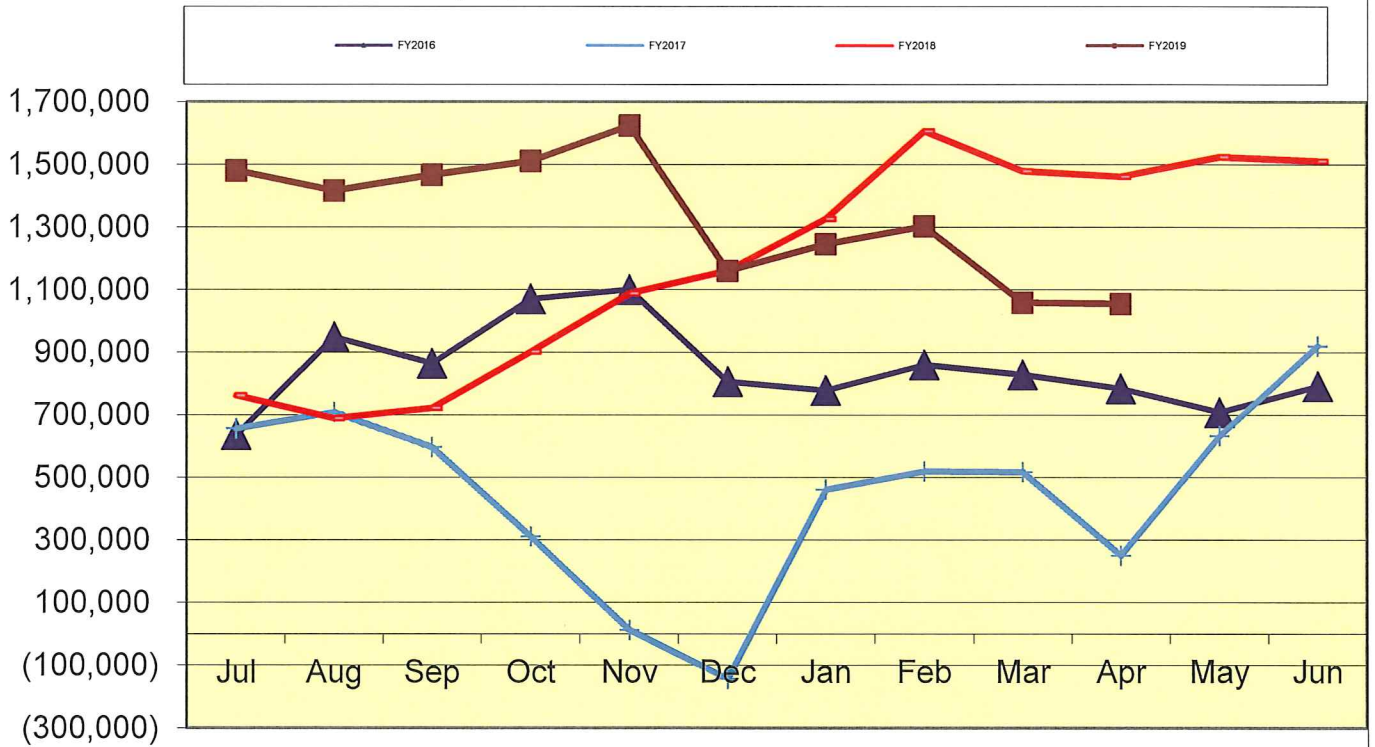
### Lexington Local Schools General Fund Cash Balance



### Lexington Local Schools Food Service Fund Cash Balance



### Lexington Local Schools Employee Benefits Fund Cash Balance





Lexington Local Schools

Permanent Improvement Fund  
4/30/2019

	Budgeted Amount	Actual Fiscal Year Expended	Current Encumbrances	Expenses / Encumbrances Over/Under Estimate	Remaining Estimated PI Project Costs
<b>Instruction and Administration</b>					
Instrumental Music Equipment	\$ 5,129.19	\$ 4,655.08	\$ 306.00	\$168.11	\$168.11
Western Reading Materials/Furniture	\$ 32,317.64	\$ 32,860.82	\$ 216.78	(\$759.96)	\$0.00
Central Reading Materials/Furniture	\$ 15,019.87	\$ 14,157.13	\$ 125.00	\$737.74	\$737.74
Central Music Equipment	\$ 933.55	\$ 1,098.28	\$ -	(\$164.73)	\$0.00
Western/Eastern Music Equipment	\$ 626.98	\$ 626.98	\$ -	\$0.00	\$0.00
3 Portable AED Units	\$ 4,647.21	\$ 4,361.41	\$ -	\$285.80	\$0.00
Eastern Reading Books/Materials	\$ 10,240.54	\$ 10,042.60	\$ 196.33	\$1.61	\$0.00
Central Adjustable Desk Lift	\$ 425.44	\$ 369.95	\$ -	\$55.49	\$0.00
Western Guidance Table / Stools	\$ 895.82	\$ 870.04	\$ -	\$25.78	\$0.00
JH Office Chairs	\$ 437.75	\$ 422.50	\$ -	\$15.25	\$0.00
JH PE Equipment	\$ 679.67	\$ -	\$ -	\$679.67	\$679.67
Security Office Equipment	\$ 1,308.82	\$ 1,365.10	\$ -	(\$56.28)	\$0.00
Central Reading Materials	\$ 3,000.00	\$ -	\$ -	\$3,000.00	\$3,000.00
Western Storage Cabinet	\$ 69.95	\$ -	\$ -	\$69.95	\$69.95
Western Music Room Chairs	\$ 1,264.44	\$ -	\$ -	\$1,264.44	\$1,264.44
Central Room Divider	\$ 500.88	\$ 500.88	\$ -	\$0.00	\$0.00
School Health Refrigerator	\$ 205.15	\$ 206.45	\$ -	(\$1.30)	\$0.00
<b>Maintenance</b>					
HS Roof Project	\$ 26,553.00	\$ 26,553.00	\$ -	\$0.00	\$0.00
JH Roof Project	\$ 13,684.00	\$ 13,684.00	\$ -	\$0.00	\$0.00
JH Roof Project (FY18 Carryover)	\$ 6,553.00	\$ 6,553.00	\$ -	\$0.00	\$0.00
Eastern Concrete Curb/Walkway	\$ 13,300.00	\$ 13,340.00	\$ -	(\$40.00)	\$0.00
JH Chair Lift	\$ 20,000.00	\$ 16,950.00	\$ -	\$3,050.00	\$0.00
HS New Security Recording System	\$ 9,000.00	\$ 9,000.00	\$ -	\$0.00	\$0.00
Window Film Security	\$ 25,866.25	\$ 26,809.26	\$ -	(\$943.01)	\$0.00
Camera/Monitor Upgrades (Elementaries/JH)	\$ 33,259.69	\$ 33,260.03	\$ -	(\$0.34)	\$0.00
Bollards (Approx. 40)	\$ 24,700.00	\$ 24,700.00	\$ -	\$0.00	\$0.00
HS Parking Lot Trench Asphaltting	\$ 12,970.00	\$ 14,015.00	\$ -	(\$1,045.00)	\$0.00
Security Fencing Western/Eastern	\$ 8,908.00	\$ 8,900.00	\$ -	\$8.00	\$0.00
Ohio School Safety Grant	\$ (13,136.25)	\$ (13,136.25)	\$ -	\$0.00	\$0.00
<b>Transportation</b>					
New buses	\$ 184,196.00	\$ 184,196.00	\$ -	\$0.00	\$0.00
<b>Technology</b>					
Computers, servers, tech equip., etc.	\$ 198,000.00	\$ 203,745.67	\$ 1,377.88	(\$7,123.55)	\$0.00
<b>Food Service</b>					
Food Service Equipment	\$ 751.85	\$ 748.96	\$ -	\$2.89	\$0.00
<b>Athletics and Student Activities</b>					
HS Athletics Equipment	\$ 24,570.00	\$ 22,442.50	\$ 1,670.00	\$457.50	\$0.00
Visitor Side FB Stadium Drainage System	\$ 3,780.00	\$ 3,780.00	\$ -	\$0.00	\$0.00
Portable AED Unit	\$ 1,549.07	\$ 1,406.17	\$ -	\$142.90	\$0.00
<b>Fees</b>					
Tax Collection Fees	\$ 14,500.00	\$ 12,679.98	\$ -	\$1,820.02	\$1,820.02
<b>Totals</b>					
	\$ 686,707.51	\$ 681,164.54	\$ 3,891.99	\$1,650.98	\$7,739.93
Total Budgeted	\$ 686,707.51				
Actual Cash Balance 7/1/18	\$ 44,751.40				
Revenues FY19 - Taxes from levy	\$ 662,259.39				
Expenditures FY19	(\$ 681,164.54)				
Current Cash Balance	\$25,846.25				
Current Encumbrances	(\$ 3,891.99)				
Available Balance	\$21,954.26				
Remaining Estimated Revenues FY19 - Taxes from levy	\$ 37,740.61				
Less: Remaining Estimated PI Project Costs	(\$7,739.93)				
6/30/19 Estimated Carryover	\$ 51,954.94				

Lexington Local Schools

Food Service Fund 2018-19 vs. 2017-2018 vs. 2016-2017

							Beginning Balance 7/1/18	\$ 4,848
<b>2018-2019 Through 4/30/19</b>								
<i>Revenues</i>	District-Wide	High School	Junior High	Eastern	Central	Western	<b>Total</b>	
Student Type A, Ezpay, Misc	\$ -	\$ 80,455	\$ 38,016	\$ 40,890	\$ 34,891	\$ 29,584	\$ 223,836	
Student Break, Milk & A La Carte	\$ -	\$ 43,726	\$ 13,004	\$ 8,716	\$ 6,223	\$ 5,700	\$ 77,369	
Adult & Misc revenues	\$ 7,406	\$ 3,891	\$ 774	\$ 1,853	\$ 1,370	\$ 1,124	\$ 16,418	
State Reimb	\$ -	\$ 1,190	\$ 865	\$ 1,514	\$ 974	\$ 865	\$ 5,408	
Federal Reimb	\$ -	\$ 42,765	\$ 30,350	\$ 54,029	\$ 34,189	\$ 30,675	\$ 192,008	
Transfer In	\$ -	\$ -	\$ -	\$ -	\$ -	\$ -	\$ -	
<b>Total Revenues</b>	<b>\$ 7,406</b>	<b>\$ 172,027</b>	<b>\$ 83,009</b>	<b>\$ 107,002</b>	<b>\$ 77,647</b>	<b>\$ 67,948</b>	<b>\$ 515,039</b>	
<i>Expenses</i>								
Wages	\$ 40,402	\$ 92,984	\$ 46,701	\$ 32,997	\$ 29,435	\$ 29,369	\$ 271,888	
Severance	\$ -	\$ -	\$ -	\$ -	\$ -	\$ -	\$ -	
Retirement	\$ 9,713	\$ 16,123	\$ 8,215	\$ 8,167	\$ 5,669	\$ 5,140	\$ 53,027	
Medical	\$ 21,750	\$ 35,447	\$ 15,940	\$ 26,211	\$ 6,023	\$ -	\$ 105,371	
Life, Dent, MC, WC	\$ 1,336	\$ 3,407	\$ 2,122	\$ 1,478	\$ 1,025	\$ 592	\$ 9,960	
Purch Serv, Repairs, Phone, Post:	\$ 2,737	\$ 1,167	\$ 1,507	\$ 657	\$ 472	\$ 595	\$ 7,135	
Supplies	\$ 3,419	\$ 52,461	\$ 26,460	\$ 41,294	\$ 11,710	\$ 11,314	\$ 146,658	
Food Costs	\$ -	\$ -	\$ -	\$ -	\$ -	\$ -	\$ -	
Equipment	\$ 132	\$ -	\$ -	\$ -	\$ -	\$ -	\$ 132	
Other Costs	\$ -	\$ -	\$ -	\$ -	\$ -	\$ -	\$ -	
<b>Total Expenses</b>	<b>\$ 79,489</b>	<b>\$ 201,589</b>	<b>\$ 100,945</b>	<b>\$ 110,804</b>	<b>\$ 54,334</b>	<b>\$ 47,010</b>	<b>\$ 594,171</b>	
<b>Net Gain (Loss)</b>	<b>\$ (72,083)</b>	<b>\$ (29,562)</b>	<b>\$ (17,936)</b>	<b>\$ (3,802)</b>	<b>\$ 23,313</b>	<b>\$ 20,938</b>	<b>\$ (79,132)</b>	
							<b>Ending Cash Balance 4/30/19</b>	<b>\$ (74,284)</b>

Lexington Local Schools

							Beginning Balance 7/1/17	\$ 13
<b>2017-2018 Through 4/30/18</b>								
<i>Revenues</i>	District-Wide	High School	Junior High	Eastern	Central	Western	<b>Total</b>	
Student Type A, Ezpay, Misc	\$ -	\$ 83,736	\$ 34,920	\$ 40,300	\$ 32,237	\$ 27,979	\$ 219,172	
Student Break, Milk & A La Carte	\$ -	\$ 48,467	\$ 12,171	\$ 11,113	\$ 4,724	\$ 6,605	\$ 83,080	
Adult & Misc revenues	\$ 7,082	\$ 3,835	\$ 922	\$ 1,719	\$ 1,311	\$ 1,222	\$ 16,091	
State Reimb	\$ -	\$ 1,303	\$ 907	\$ 1,587	\$ 1,133	\$ 737	\$ 5,667	
Federal Reimb	\$ -	\$ 45,911	\$ 31,483	\$ 55,437	\$ 39,678	\$ 27,211	\$ 199,720	
Transfer In	\$ -	\$ -	\$ -	\$ -	\$ -	\$ -	\$ -	
<b>Total Revenues</b>	<b>\$ 7,082</b>	<b>\$ 183,252</b>	<b>\$ 80,403</b>	<b>\$ 110,156</b>	<b>\$ 79,083</b>	<b>\$ 63,754</b>	<b>\$ 523,730</b>	
<i>Expenses</i>								
Wages	\$ 39,721	\$ 98,468	\$ 44,372	\$ 30,345	\$ 28,622	\$ 28,511	\$ 270,039	
Severance	\$ -	\$ -	\$ -	\$ -	\$ -	\$ -	\$ -	
Retirement	\$ 9,538	\$ 19,114	\$ 7,309	\$ 6,682	\$ 6,662	\$ 5,248	\$ 54,553	
Medical	\$ 22,850	\$ 42,961	\$ 20,096	\$ 27,537	\$ 6,328	\$ -	\$ 119,772	
Life, Dent, MC, WC	\$ 1,378	\$ 3,634	\$ 2,090	\$ 1,392	\$ 1,059	\$ 596	\$ 10,149	
Purch Serv, Repairs, Phone, Post:	\$ 3,060	\$ 1,358	\$ 2,877	\$ 1,121	\$ 923	\$ 493	\$ 9,832	
Supplies	\$ 3,233	\$ -	\$ -	\$ -	\$ -	\$ -	\$ 3,233	
Food Costs	\$ -	\$ 60,956	\$ 24,700	\$ 44,437	\$ 13,403	\$ 11,786	\$ 155,282	
Equipment	\$ -	\$ -	\$ -	\$ -	\$ -	\$ -	\$ -	
Other Costs	\$ -	\$ -	\$ -	\$ -	\$ -	\$ -	\$ -	
<b>Total Expenses</b>	<b>\$ 79,780</b>	<b>\$ 226,491</b>	<b>\$ 101,444</b>	<b>\$ 111,514</b>	<b>\$ 56,997</b>	<b>\$ 46,634</b>	<b>\$ 622,860</b>	
<b>Net Gain (Loss)</b>	<b>\$ (72,698)</b>	<b>\$ (43,239)</b>	<b>\$ (21,041)</b>	<b>\$ (1,358)</b>	<b>\$ 22,086</b>	<b>\$ 17,120</b>	<b>\$ (99,130)</b>	
							<b>Ending Cash Balance 4/30/18</b>	<b>\$ (99,117)</b>

							Beginning Balance 7/1/16	\$ 2,553
<b>2016-2017 Through 4/30/17</b>								
<i>Revenues</i>	District-Wide	High School	Junior High	Eastern	Central	Western	<b>Total</b>	
Student Type A, Ezpay, Misc	\$ -	\$ 88,396	\$ 39,417	\$ 39,487	\$ 33,320	\$ 29,361	\$ 229,981	
Student Break, Milk & A La Carte	\$ -	\$ 55,872	\$ 15,841	\$ 9,716	\$ 5,137	\$ 5,308	\$ 91,874	
Adult & Misc revenues	\$ 19,365	\$ 6,944	\$ 1,235	\$ 1,992	\$ 2,003	\$ 1,018	\$ 32,557	
State Reimb	\$ -	\$ 1,309	\$ 967	\$ 1,480	\$ 1,138	\$ 797	\$ 5,691	
Federal Reimb	\$ -	\$ 57,804	\$ 44,789	\$ 66,232	\$ 50,624	\$ 36,928	\$ 256,377	
<b>Total Revenues</b>	<b>\$ 19,365</b>	<b>\$ 210,325</b>	<b>\$ 102,249</b>	<b>\$ 118,907</b>	<b>\$ 92,222</b>	<b>\$ 73,412</b>	<b>\$ 616,480</b>	
<i>Expenses</i>								
Wages	\$ 39,019	\$ 99,478	\$ 45,029	\$ 31,006	\$ 29,281	\$ 27,421	\$ 271,234	
Severance	\$ -	\$ -	\$ -	\$ -	\$ -	\$ -	\$ -	
Retirement	\$ 9,362	\$ 20,576	\$ 7,382	\$ 8,178	\$ 5,451	\$ 4,425	\$ 55,374	
Medical	\$ 20,513	\$ 37,081	\$ 22,723	\$ 24,720	\$ 2,453	\$ -	\$ 107,490	
Life, Dent, MC, WC	\$ 1,238	\$ 3,232	\$ 1,933	\$ 1,319	\$ 746	\$ 503	\$ 8,971	
Purch Serv, Repairs, Phone, Post:	\$ 2,934	\$ 6,854	\$ 3,083	\$ 538	\$ 812	\$ 538	\$ 14,759	
Supplies	\$ 4,679	\$ -	\$ -	\$ -	\$ -	\$ -	\$ 4,679	
Food Costs	\$ -	\$ 73,490	\$ 28,100	\$ 47,411	\$ 14,710	\$ 13,056	\$ 176,767	
Equipment	\$ -	\$ -	\$ -	\$ -	\$ -	\$ -	\$ -	
Other Costs	\$ -	\$ -	\$ -	\$ -	\$ -	\$ -	\$ -	
<b>Total Expenses</b>	<b>\$ 77,745</b>	<b>\$ 240,711</b>	<b>\$ 108,250</b>	<b>\$ 113,172</b>	<b>\$ 53,453</b>	<b>\$ 45,943</b>	<b>\$ 639,274</b>	
<b>Net Gain (Loss)</b>	<b>\$ (58,380)</b>	<b>\$ (30,386)</b>	<b>\$ (6,001)</b>	<b>\$ 5,735</b>	<b>\$ 38,769</b>	<b>\$ 27,469</b>	<b>\$ (22,794)</b>	
							<b>Ending Cash Balance 4/30/17</b>	<b>\$ (20,241)</b>

Check#	Check Date	Org Sta	Vendor Paid	Check Amount	Status Date
084941	04/03/2019	W/R	BRIDGEWAY ACADEMY	5,252.00	04/09/2019
084942	04/03/2019	W/R	CLEARWATER SYSTEMS	159.10	04/09/2019
084943	04/03/2019	W/R	HOBBYMASTERS	195.00	04/12/2019
084944	04/03/2019	W/R	HOME DEPOT	65.92	04/09/2019
084945	04/03/2019	W/R	JAGER CATERING	375.00	04/08/2019
084946	04/03/2019	W/W	JOSTEN'S	160.00	
084947	04/03/2019	W/R	LOWE'S HOME CENTER	1,942.72	04/10/2019
084948	04/03/2019	W/R	MAYNE TRANSPORTATION LLC	2,712.50	04/09/2019
084949	04/03/2019	W/R	NWDFSCA	35.00	04/30/2019
084950	04/03/2019	W/V	OHIO ACADEMIC COMPETITION	110.00	04/03/2019
084951	04/03/2019	W/R	OMEA	240.00	04/19/2019
084952	04/03/2019	W/R	QUENCH	39.14	04/11/2019
084953	04/03/2019	W/R	RIVER EDUCATION SERVICES INC	11,960.00	04/10/2019
084954	04/03/2019	W/R	SHERWIN-WILLIAMS	148.68	04/09/2019
084955	04/03/2019	W/R	STAPLES	318.99	04/11/2019
084956	04/03/2019	W/R	VILLAGE OF LEXINGTON	6,457.15	04/09/2019
084957	04/03/2019	W/R	OHIO ACADEMIC COMPETITION	110.00	04/16/2019
084958	04/04/2019	W/R	DER DUTCHMAN RESTAURANT	159.90	04/08/2019
084959	04/08/2019	W/R	NICKLES BAKERY	633.40	04/15/2019
084960	04/08/2019	W/R	BIOMETRIC INFORMATION	800.00	04/15/2019
084961	04/08/2019	W/R	BRIDGEWAY ACADEMY	315.00	04/15/2019
084962	04/08/2019	W/R	CARDINAL BUS SALES & SERVICE	1,629.68	04/16/2019
084963	04/08/2019	W/R	CDW-G	107.37	04/15/2019
084964	04/08/2019	W/R	COWLES, CINDY	1,001.70	04/22/2019
084965	04/08/2019	W/R	CULLIGAN QUALITY WATER	37.00	04/15/2019
084966	04/08/2019	W/R	NORTH CENTRAL/OSU	39.00	04/15/2019
084967	04/08/2019	W/R	GIONINO'S PIZZERIA	159.95	04/16/2019
084968	04/08/2019	W/R	ITsavvy	1,120.00	04/16/2019
084969	04/08/2019	W/R	HAYES, JAMES	582.21	04/15/2019
084970	04/08/2019	W/R	EICHORN, JEFF	1,200.00	04/29/2019
084971	04/08/2019	W/R	LEXINGTON AUTO PARTS	1,341.87	04/12/2019
084972	04/08/2019	W/R	LINDAMOOD-BELL LEARNING	3,225.00	04/16/2019
084973	04/08/2019	W/R	LOW TEMP REFRIGERATION INC.	327.89	04/16/2019
084974	04/08/2019	W/R	STILSON, MELANIE	522.40	04/09/2019
084975	04/08/2019	W/R	MVD SPORTS	348.00	04/18/2019
084976	04/08/2019	W/R	PIONEER CTC	36.50	04/12/2019
084977	04/08/2019	W/R	RAPIDRIBBONS	293.06	04/16/2019
084978	04/08/2019	W/R	SAM'S CLUB	6.58	04/15/2019
084979	04/08/2019	W/R	SC STRATEGIC SOLUTIONS LLC	109.80	04/15/2019
084980	04/08/2019	W/R	SHELLY SMITH AND SONS LTD	450.00	04/15/2019
084981	04/08/2019	W/R	STANTON SHEET MUSIC	223.51	04/15/2019
084982	04/08/2019	W/R	TRUCK SALES & SERVICE, INC.	4,279.87	04/12/2019
084983	04/08/2019	W/R	UPS STORE	32.29	04/15/2019
084984	04/08/2019	W/R	WORLDWIDE TICKETCRAFT	290.84	04/15/2019
084985	04/10/2019	W/R	AMAZON.COM/ AMEX	681.19	04/17/2019
084986	04/10/2019	W/R	AMERICAN EXPRESS	240.00	04/17/2019
084987	04/10/2019	W/R	EASTERN HIGH SCHOOL	25.00	04/25/2019
084988	04/10/2019	W/R	ALLIED RESTAURANT SERVICE OF	142.00	04/19/2019
084989	04/12/2019	W/R	THE WINNER'S EDGE	381.75	04/15/2019
084990	04/12/2019	W/R	ACE HARDWARE	4.49	04/16/2019
084991	04/12/2019	W/R	ADVANCED TURF SOLUTIONS	410.00	04/17/2019
084992	04/12/2019	W/R	BADERTSCHER, AMANDA	165.00	04/18/2019

Check#	Check Date	Org Sta	Vendor Paid	Check Amount	Status Date
084993	04/12/2019	W/R	CAIN GRAPHICS AND SCREEN PRINT	1,599.50	04/18/2019
084994	04/12/2019	W/R	COLES ENERGY, INC.	661.74	04/16/2019
084995	04/12/2019	W/R	COMMERCIAL PARTS & SERVICE	426.86	04/17/2019
084996	04/12/2019	W/R	DO NOT USE	300.00	04/19/2019
084997	04/12/2019	W/R	ELZY MILLING & TRADE LTD.	227.36	04/16/2019
084998	04/12/2019	W/R	GRAINGER	54.61	04/22/2019
084999	04/12/2019	W/R	HEALTHCARE BILLING SERVICES	291.76	04/15/2019
085000	04/12/2019	W/R	KELL ACE HARDWARE	187.38	04/16/2019
085001	04/12/2019	W/R	KIMBALL MIDWEST	622.09	04/24/2019
085002	04/12/2019	W/R	LEX LANES	2,300.00	04/19/2019
085003	04/12/2019	W/R	MENARDS	175.04	04/26/2019
085004	04/12/2019	W/R	MID-OHIO ED. SERVICE CENTER	150.00	04/15/2019
085005	04/12/2019	W/R	MVD SPORTS	825.00	04/18/2019
085006	04/12/2019	W/R	SMITH, PAULA	53.24	04/19/2019
085007	04/12/2019	W/R	PIONEER CTC	30.00	04/16/2019
085008	04/12/2019	W/R	POST MASTER	165.00	04/25/2019
085009	04/12/2019	W/R	RC THERAPY SERVICES, INC.	5,106.00	04/17/2019
085010	04/12/2019	W/R	BIGLEY, REBECCA-NON 1099	30.00	04/15/2019
085011	04/12/2019	W/R	RENHILL GROUP, INC.	14,253.90	04/16/2019
085012	04/12/2019	W/R	RUMPKE	952.67	04/16/2019
085013	04/12/2019	W/R	THORBURN, SARA	120.00	04/15/2019
085014	04/12/2019	W/R	SARVER PAVING COMPANY	482.90	04/19/2019
085015	04/12/2019	W/R	SHARE CORPORATION	453.77	04/17/2019
085016	04/12/2019	W/R	SIESEL DISTRIBUTING, LLC	1,028.40	04/17/2019
085017	04/12/2019	W/R	STANDARD PLUMBING & HEATING CO	1,593.96	04/16/2019
085018	04/12/2019	W/R	STOODTS MARKET	55.28	04/18/2019
085019	04/12/2019	W/R	TEAM SPORTS, INC	638.00	04/17/2019
085020	04/12/2019	W/R	THE CENTER FOR INDIVIDUAL &	2,880.00	04/17/2019
085021	04/12/2019	W/R	TRANSPORTATION ACCESSORIES CO.	28.62	04/16/2019
085022	04/12/2019	W/R	STIMA, VICKIE	76.76	04/15/2019
085023	04/12/2019	W/R	VILLAGE OF LEXINGTON	11,612.44	04/16/2019
085024	04/12/2019	W/R	WORNER ROOFING COMPANY	1,384.00	04/15/2019
085025	04/15/2019	W/W	HAYES, JAMES	776.28	
085026	04/17/2019	W/R	BAUMSPAGE.COM, LLC	102.84	04/23/2019
085027	04/17/2019	W/R	BALL, BENJAMIN	27.84	04/23/2019
085028	04/17/2019	W/R	CLEVELAND CLINIC CHILDREN'S	771.00	04/22/2019
085029	04/17/2019	W/R	COLUMBUS CLAY CO	68.00	04/23/2019
085030	04/17/2019	W/R	CURRICULUM ASSOCIATES, INC.	8,700.00	04/23/2019
085031	04/17/2019	W/W	BOND, DAVID A	81.78	
085032	04/17/2019	W/R	COLLINS, DEBORAH	304.23	04/22/2019
085033	04/17/2019	W/R	DO NOT USE	300.00	04/23/2019
085034	04/17/2019	W/R	GRADY ENTERPRISES, INC.	1,118.57	04/23/2019
085035	04/17/2019	W/R	HAUGLAND LEARNING CENTER LLC	6,500.00	04/24/2019
085036	04/17/2019	W/R	ROBERTS, JOE	16.93	04/29/2019
085037	04/17/2019	W/R	LEXINGTON LOCAL SCHOOLS	446.50	04/24/2019
085038	04/17/2019	W/R	LOW TEMP REFRIGERATION INC.	798.62	04/26/2019
085039	04/17/2019	W/R	GILBERT, MICHELLE (R)	359.20	04/19/2019
085040	04/17/2019	W/R	ARNETT, MOLLY	25.00	04/29/2019
085041	04/17/2019	W/R	OHIO DEPART. OF JOB & FAMILY	47.10	04/26/2019
085042	04/17/2019	W/R	OHIO.NET INTERNET PROVIDERS	450.07	04/23/2019
085043	04/17/2019	W/R	PIONEER CAREER & TECHNOLOGY	30.00	04/23/2019
085044	04/17/2019	W/R	PIONEER CTC	900.00	04/25/2019



Check#	Check Date	Org Sta	Vendor Paid	Check Amount	Status Date
085045	04/17/2019	W/R	POST MASTER	900.00	04/24/2019
085046	04/17/2019	W/R	TOMMELLEO, ROBERT J	24.36	04/19/2019
085047	04/17/2019	W/R	SCHMIDT SECURITY	152.50	04/25/2019
085048	04/17/2019	W/W	HOLLOWAY, SHEILA	25.20	
085049	04/17/2019	W/R	OHIO BUREAU OF CRIMINAL IDENT.	286.00	04/26/2019
085050	04/18/2019	B/R	FELTY, SHANIA	7.75	04/22/2019
085051	04/22/2019	W/W	HAYES, JAMES	776.28	
085052	04/22/2019	B/R	SHUTLZ, MELANIE	100.00	04/29/2019
085053	04/24/2019	W/W	AWARDSMITH	307.25	
085054	04/24/2019	W/W	BARNES & NOBLE	1,044.94	
085055	04/24/2019	W/W	CAROLINA BIOLOGICAL SUPPLY CO.	90.24	
085056	04/24/2019	W/W	CBIZ BENEFITS & INSURANCE	2,750.00	
085057	04/24/2019	W/W	CDW-G	393.44	
085058	04/24/2019	W/W	CenturyLink	811.40	
085059	04/24/2019	W/W	COWLES, CINDY	1,669.50	
085060	04/24/2019	W/W	COLE DISTRIBUTING	256.69	
085061	04/24/2019	W/W	COLUMBIA GAS OF OHIO	3,402.79	
085062	04/24/2019	W/W	CUMMINS BRIDGEWAY, LLC	770.00	
085063	04/24/2019	W/W	DELL MARKETING L.P.	65.40	
085064	04/24/2019	W/W	DIRECT ENERGY BUSINESS MARKETI	6,576.48	
085065	04/24/2019	W/W	DO NOT USE	300.00	
085066	04/24/2019	W/W	FASTSPRING	3,499.00	
085067	04/24/2019	W/W	FLUENCY MATTERS	101.00	
085068	04/24/2019	W/W	GILBARCO INC.	90.00	
085069	04/24/2019	W/W	GUMMER WHOLESALE INC	395.92	
085070	04/24/2019	W/W	SCHEIBER, HILLARY	100.00	
085071	04/24/2019	W/W	IDEAS UNLIMITED SEMINARS, LLC	567.00	
085072	04/24/2019	W/W	JOSTEN'S	32.00	
085073	04/24/2019	W/W	JOY AUDIO VISUAL, LLC	1,080.00	
085074	04/24/2019	W/W	GUY, KATHERINE	20.00	
085075	04/24/2019	W/W	PORT-A-POT	600.00	
085076	04/24/2019	W/W	LOW TEMP REFRIGERATION INC.	184.20	
085077	04/24/2019	W/W	NATIONWIDE CHILDRENS HOSPITAL	50,216.00	
085078	04/24/2019	W/W	OHIO HEALTH CONSORTIUM, INC.	227.00	
085079	04/24/2019	W/W	HENKELS, PETER	385.77	
085080	04/24/2019	W/W	PIONEER MANUFACTURING	623.80	
085081	04/24/2019	W/W	REHILL GROUP, INC.	7,952.75	
085082	04/24/2019	W/R	KNUCKLES, RYAN	125.75	04/30/2019
085083	04/24/2019	W/W	DOMKA, STEPHEN F	127.23	
085084	04/24/2019	W/W	TEAM SPORTS, INC	135.00	
085085	04/24/2019	W/W	TRANSPORTATION ACCESSORIES CO.	158.46	
085086	04/24/2019	W/W	U.S. AWARDS, INC.	404.84	
085087	04/24/2019	W/W	US BANK	3,885.71	
085088	04/24/2019	W/W	VERIZON WIRELESS	944.58	
085089	04/29/2019	W/W	AMERICAN ELECTRIC POWER	30,836.17	
085090	04/29/2019	W/W	AWARDSMITH	246.50	
085091	04/29/2019	W/W	BOBEXCEL, LLC	215.00	
085092	04/29/2019	W/W	CARDINAL BUS SALES & SERVICE	928.40	
085093	04/29/2019	W/W	JONES, CARLA	100.00	
085094	04/29/2019	W/W	WITTMER, DAN	225.00	
085095	04/29/2019	W/W	EDGE DOCUMENT SOLUTIONS, LLC	334.66	
085096	04/29/2019	W/W	GODBY, JEANNA	599.00	

Check#	Check Date	Org Sta	Vendor Paid	Check Amount	Status Date
085097	04/29/2019	W/W	BRIGHT, JESSICA	18.90	
085098	04/29/2019	W/W	HEIMANN, KAYLA	554.47	
085099	04/29/2019	W/W	PORT-A-POT	863.20	
085100	04/29/2019	W/W	LEXINGTON HIGH SCHOOL	100.00	
085101	04/29/2019	W/W	RICHLAND AREA CHAMBER OF COMM	199.00	
085102	04/29/2019	W/W	DEVITO, MARSHA	228.81	
085103	04/29/2019	W/W	HAAS, MARY	29.89	
085104	04/29/2019	W/W	MID-OHIO ED. SERVICE CENTER	890.00	
085105	04/29/2019	W/W	MVD SPORTS	520.00	
085106	04/29/2019	W/W	NATIONAL SCIENCE TEACHERS	295.00	
085107	04/29/2019	W/W	NOVA LUNA EDUC & CONSULTING	972.00	
085108	04/29/2019	W/W	PEPPLE & WAGGONER, LTD.	433.50	
085109	04/29/2019	W/W	BIGLEY, REBECCA-NON 1099	32.58	
085110	04/29/2019	W/W	RENWICK, WELSH & BURTON	180.00	
085111	04/29/2019	W/W	SCHOLASTIC CLASSROOM MAGAZINES	379.50	
085112	04/29/2019	W/W	SHELBY GOLF CARS	376.45	
085113	04/29/2019	W/W	SHERWIN-WILLIAMS	58.32	
085114	04/29/2019	W/W	SMITHFOODS, INC	2,883.06	
085115	04/29/2019	W/W	STAPLES	33.00	
085116	04/29/2019	W/W	WAL-MART DISCOUNT CITIES	899.02	
085117	04/29/2019	W/W	WARD CUSTOM APPAREL	416.50	
085118	04/30/2019	W/W	LEXINGTON ATHLETIC DEPT.	4,150.00	
691312	04/05/2019	C/R	LEXINGTON SCHOOLS - PAYROLL	594,507.34	04/30/2019
691313	04/10/2019	M/M	GORDON FOOD SERVICE	11,196.62	
691314	04/18/2019	C/R	LEXINGTON SCHOOLS - PAYROLL	558,251.75	04/30/2019
691315	04/15/2019	M/M	MEMO-S.E.R.S.	3,091.09	
691316	04/15/2019	M/M	MEMO-S.T.R.S.	7,065.55	
691317	04/17/2019	M/M	ANTHEM BENEFIT SERVICES	373,814.50	
691318	04/17/2019	M/M	MEMO-S.E.R.S.	3,112.59	
691319	04/17/2019	M/M	MEMO-S.T.R.S.	6,889.15	
691320	04/18/2019	M/M	LEXINGTON SCHOOLS - PAYROLL	15,405.94	
691321	04/29/2019	M/M	RICHLAND COUNTY AUDITOR	142,111.62	
691323	04/30/2019	M/M	MEMO-MID OHIO ESC	6,572.29	
691324	04/30/2019	M/M	MEMO-S.E.R.S.	44,426.00	
691325	04/30/2019	M/M	MEMO-S.T.R.S.	123,532.00	
Total Checks Issued				\$ 2,152,764.29	

TRANS NO	ITEM NO	TRANS DATE	STS	DESCRIPTION OR SOURCE	T1	FUND	RCPT	SPEC	SUBJ	QTY	TRANS AMOUNT
073595	0001	04/10/2019	A	Real Estate Tax - Richland	03	001	1111	0000	000000	000	354,337.74
073595	0002	04/10/2019	A	Emergency Tax - Richland	03	001	1111	0000	000000	000	832,041.43
RCPT CODE SUB-TOTAL:											1,186,379.17
073595	0004	04/10/2019	A	Pers Prop Tax - Richland	03	001	1122	0000	000000	000	226,599.58
073595	0005	04/10/2019	A	Pers Prop Tax Emerg - Richland	03	001	1122	0000	000000	000	118,807.42
RCPT CODE SUB-TOTAL:											345,407.00
073577	0001	04/01/2019	A	Preschool tuition	03	001	1211	0000	000000	500	100.00
073581	0001	04/02/2019	A	Preschool tuition	03	001	1211	0000	000000	500	150.00
073585	0001	04/03/2019	A	Tuition pymt	03	001	1211	0000	000000	000	2,480.52
073587	0001	04/03/2019	A	Preschool tuition	03	001	1211	0000	000000	500	300.00
073607	0001	04/09/2019	A	Preschool tuition	03	001	1211	0000	000000	500	200.00
073611	0001	04/09/2019	A	Preschool tuition	03	001	1211	0000	000000	500	200.00
073616	0001	04/11/2019	A	Preschool tuition	03	001	1211	0000	000000	500	300.00
073619	0001	04/12/2019	A	Preschool tuition	03	001	1211	0000	000000	500	200.00
073628	0001	04/15/2019	A	Preschool tuition	03	001	1211	0000	000000	500	100.00
073651	0001	04/17/2019	A	Preschool tuition	03	001	1211	0000	000000	500	300.00
073655	0001	04/18/2019	A	Preschool tuition	03	001	1211	0000	000000	500	50.00
073662	0001	04/24/2019	A	Preschool tuition	03	001	1211	0000	000000	500	200.00
073671	0001	04/25/2019	A	Preschool tuition	03	001	1211	0000	000000	500	200.00
073679	0001	04/26/2019	A	Preschool tuition	03	001	1211	0000	000000	500	200.00
073683	0001	04/29/2019	A	Preschool tuition	03	001	1211	0000	000000	500	100.00
RCPT CODE SUB-TOTAL:											5,080.52
073665	0020	04/30/2019	A	SF14 Regular Tuition Pos JV50	03	001	1221	0000	000000	000	15.61
RCPT CODE SUB-TOTAL:											15.61
073596	0012	04/12/2019	A	Open Enrollment Revenue	03	001	1227	0000	000000	000	150.50
073665	0012	04/30/2019	A	Open Enrollment Revenue	03	001	1227	0000	000000	000	150.50
RCPT CODE SUB-TOTAL:											301.00
073695	0001	04/30/2019	A	Richland Bank Interest	03	001	1410	0000	000000	000	20,765.24
RCPT CODE SUB-TOTAL:											20,765.24
073578	0001	04/01/2019	A	School fees	03	001	1740	0000	000000	500	10.00
073582	0001	04/02/2019	A	School fees	03	001	1740	0000	000000	100	272.00
073588	0001	04/03/2019	A	School fees	03	001	1740	0000	000000	500	20.00

STATUS (STS) CODES:

A-RECEIPT B-REFUND OF RECEIPT V-VOID REFUND OF RECEIPT X-REDUCTION OF EXPENDITURE  
 C-APPROPRIATION OR BUDGET MODIFICATIONS D-EXPENSE/SUPPLIES DISTRIBUTION F-FUND TO FUND TRANSFER

TRANS NO	ITEM NO	TRANS DATE	STS	DESCRIPTION OR SOURCE	TI	FUND	RCPT	SPCC	SUBJ	OPLI	TRANS AMOUNT
073590	0001	04/03/2019	A	School fees	03	001	1740	0000	000000	200	12.00
073592	0001	04/04/2019	A	School fees	03	001	1740	0000	000000	100	295.00
073601	0001	04/05/2019	A	School fees	03	001	1740	0000	000000	100	73.00
073603	0001	04/05/2019	A	Summer PE	03	001	1740	0000	080999	100	100.00
073609	0001	04/09/2019	A	school fees	03	001	1740	0000	000000	100	81.00
073612	0001	04/09/2019	A	School fees	03	001	1740	0000	000000	500	20.00
073615	0001	04/11/2019	A	School fees	03	001	1740	0000	000000	100	73.60
073617	0001	04/11/2019	A	School fees	03	001	1740	0000	000000	500	40.00
073620	0001	04/12/2019	A	School fees	03	001	1740	0000	000000	100	97.00
073624	0001	04/12/2019	A	School fees	03	001	1740	0000	000000	200	20.00
073635	0001	04/16/2019	A	Summer PE	03	001	1740	0000	080999	100	200.00
073636	0001	04/16/2019	A	School fees	03	001	1740	0000	000000	100	210.00
073637	0001	04/16/2019	A	School fees	03	001	1740	0000	000000	200	15.00
073648	0001	04/17/2019	A	School fees	03	001	1740	0000	000000	100	48.00
073654	0001	04/18/2019	A	School fees	03	001	1740	0000	000000	500	20.00
073644	0001	04/22/2019	B	SUMMER PE REFUND-MELINA	03	001	1740	0000	080999	100	100.00
073691	0001	04/24/2019	A	Student fees	03	001	1740	0000	000000	400	28.00
073672	0001	04/25/2019	A	School fees	03	001	1740	0000	000000	200	24.00
073673	0001	04/25/2019	A	School fees	03	001	1740	0000	000000	400	56.00
073678	0001	04/26/2019	A	School fees	03	001	1740	0000	000000	100	160.00
073678	0002	04/26/2019	A	summer PE	03	001	1740	0000	080999	100	200.00
073685	0001	04/30/2019	A	HS Fees - Pay For It	03	001	1740	0000	000000	100	134.50
073685	0002	04/30/2019	A	Central Fees - Pay For It	03	001	1740	0000	000000	400	0.00
073685	0003	04/30/2019	A	Jr High Fees - Pay For It	03	001	1740	0000	000000	400	0.00
073685	0004	04/30/2019	A	Eastern Fees - Pay For It	03	001	1740	0000	000000	400	0.00
073685	0005	04/30/2019	A	Western Fees - Pay For It	03	001	1740	0000	000000	400	450.00
RCPT CODE SUB-TOTAL:											2,559.10
073680	0001	04/29/2019	A	Building rental	03	001	1810	0000	000000	000	484.31
RCPT CODE SUB-TOTAL:											484.31
073576	0001	04/01/2019	A	Payment for field trip	03	001	1890	0000	000000	000	100.00
073586	0001	04/03/2019	A	Student Reimb for bus damage	03	001	1890	0000	000000	800	40.00
RCPT CODE SUB-TOTAL:											140.00
073596	0001	04/12/2019	A	Opportunity Grant	03	001	3110	0000	000000	000	305,560.02
073596	0002	04/12/2019	A	Targeted Assistance	03	001	3110	0000	000000	000	32,557.87
073596	0003	04/12/2019	A	K-3 Literacy Funding	03	001	3110	0000	000000	000	5,940.89
073596	0005	04/12/2019	A	Limited English Prof Funding	03	001	3110	0000	000000	000	136.49
073596	0006	04/12/2019	A	Gifted Education Funding	03	001	3110	0000	000000	000	5,062.06
073596	0007	04/12/2019	A	Transportation	03	001	3110	0000	000000	000	21,993.86

STATUS (STS) CODES:

A-RECEIPT B-REFUND OF RECEIPT V-VOID REFUND OF RECEIPT X-REDUCTION OF EXPENDITURE  
 C-APPROPRIATION OR BUDGET MODIFICATIONS D-EXPENSE/SUPPLIES DISTRIBUTION F-FUND TO FUND TRANSFER

TRANS NO	ITEM NO	TRANS DATE	STS	DESCRIPTION OR SOURCE	TI	FUND	RCPT	SPCC	SURJ	OPU	TRANS AMOUNT
073596	0008	04/12/2019	A	Special Education Funding	03	001	3110	0000	000000	000	50,964.70
073596	0010	04/12/2019	A	Preschool Special Educ Funding	03	001	3110	0000	000000	000	7,999.38
073596	0011	04/12/2019	A	Special Educ Transportation	03	001	3110	0000	000000	000	1,871.36
073665	0001	04/30/2019	A	Opportunity Grant	03	001	3110	0000	000000	000	305,370.03
073665	0002	04/30/2019	A	Targeted Assistance	03	001	3110	0000	000000	000	32,710.48
073665	0003	04/30/2019	A	K-3 Literacy Funding	03	001	3110	0000	000000	000	5,950.29
073665	0005	04/30/2019	A	Limited English Prof Funding	03	001	3110	0000	000000	000	122.57
073665	0006	04/30/2019	A	Gifted Education Funding	03	001	3110	0000	000000	000	5,042.75
073665	0007	04/30/2019	A	Transportation	03	001	3110	0000	000000	000	21,993.86
073665	0008	04/30/2019	A	Special Education Funding	03	001	3110	0000	000000	000	51,050.55
073665	0010	04/30/2019	A	Preschool Special Educ Funding	03	001	3110	0000	000000	000	7,090.54
073665	0011	04/30/2019	A	Special Educ Transportation	03	001	3110	0000	000000	000	1,871.36
RCPT CODE SUB-TOTAL:											963,289.06
073596	0004	04/12/2019	A	Economic Disadvantaged Funding	03	001	3211	0000	000000	000	1,628.46
073665	0004	04/30/2019	A	Economic Disadvantaged Funding	03	001	3211	0000	000000	000	1,411.77
RCPT CODE SUB-TOTAL:											3,040.23
073596	0009	04/12/2019	A	Career Tech Education Funding	03	001	3219	0000	000000	000	655.35
073665	0009	04/30/2019	A	Career Tech Education Funding	03	001	3219	0000	000000	000	655.77
RCPT CODE SUB-TOTAL:											1,311.12
073686	0001	04/30/2019	A	MEDICAID Recd -4/25/19	03	001	3300	0000	000000	000	179,644.51
073686	0002	04/30/2019	A	MEDICAID Recd 4/11/19	03	001	3300	0000	000000	000	224.34
RCPT CODE SUB-TOTAL:											179,868.85
FUND CODE SUB-TOTAL:											2,608,441.21
073595	0003	04/10/2019	A	Permanent Improv Tax - Richlan	03	003	1111	0000	000000	000	27,033.80
RCPT CODE SUB-TOTAL:											27,033.80
073595	0006	04/10/2019	A	Pers Prop Tax PI - Richland	03	003	1122	0000	000000	000	21,243.71
RCPT CODE SUB-TOTAL:											21,243.71
FUND CODE SUB-TOTAL:											48,277.51

STATUS (STS) CODES:

A-RECEIPT B-REFUND OF RECEIPT V-VOID REFUND OF RECEIPT X-REDUCTION OF EXPENDITURE  
 C-APPROPRIATION OR BUDGET MODIFICATIONS D-EXPENSE/SUPPLIES DISTRIBUTION F-FUND TO FUND TRANSFER

TRANS NO	ITEM NO	TRANS DATE	STS	DESCRIPTION OR SOURCE	TI	FUND	RCPT	SPCC	SUBJ	OPU	TRANS AMOUNT
073695	0004	04/30/2019	A	Richland Bank Interest	03	006	1410	0000	000000	000	0.00
RCPT CODE SUB-TOTAL:											0.00
073598	0026	04/05/2019	A	HS Breakfast	03	006	1511	0000	000000	100	77.75
073598	0027	04/05/2019	A	Jr. Hi Breakfast	03	006	1511	0000	000000	200	27.60
073598	0028	04/05/2019	A	Eastern Breakfast	03	006	1511	0000	000000	300	31.50
073598	0029	04/05/2019	A	Central Breakfast	03	006	1511	0000	000000	400	55.50
073598	0030	04/05/2019	A	Western Breakfast	03	006	1511	0000	000000	500	63.50
073640	0026	04/12/2019	A	HS Breakfast	03	006	1511	0000	000000	100	71.00
073640	0027	04/12/2019	A	Jr. Hi Breakfast	03	006	1511	0000	000000	200	25.35
073640	0028	04/12/2019	A	Eastern Breakfast	03	006	1511	0000	000000	300	27.45
073640	0029	04/12/2019	A	Central Breakfast	03	006	1511	0000	000000	400	44.70
073640	0030	04/12/2019	A	Western Breakfast	03	006	1511	0000	000000	500	52.10
073664	0026	04/18/2019	A	HS Breakfast	03	006	1511	0000	000000	100	51.95
073664	0027	04/18/2019	A	Jr. Hi Breakfast	03	006	1511	0000	000000	200	26.55
073664	0028	04/18/2019	A	Eastern Breakfast	03	006	1511	0000	000000	300	40.70
073664	0029	04/18/2019	A	Central Breakfast	03	006	1511	0000	000000	400	29.70
073664	0030	04/18/2019	A	Western Breakfast	03	006	1511	0000	000000	500	31.40
073684	0026	04/26/2019	A	HS Breakfast	03	006	1511	0000	000000	100	67.45
073684	0027	04/26/2019	A	Jr. Hi Breakfast	03	006	1511	0000	000000	200	28.35
073684	0028	04/26/2019	A	Eastern Breakfast	03	006	1511	0000	000000	300	44.10
073684	0029	04/26/2019	A	Central Breakfast	03	006	1511	0000	000000	400	27.60
073684	0030	04/26/2019	A	Western Breakfast	03	006	1511	0000	000000	500	40.70
073692	0026	04/30/2019	A	HS Breakfast	03	006	1511	0000	000000	100	29.25
073692	0027	04/30/2019	A	Jr. Hi Breakfast	03	006	1511	0000	000000	200	11.85
073692	0028	04/30/2019	A	Eastern Breakfast	03	006	1511	0000	000000	300	22.20
073692	0029	04/30/2019	A	Central Breakfast	03	006	1511	0000	000000	400	19.80
073692	0030	04/30/2019	A	Western Breakfast	03	006	1511	0000	000000	500	21.50
RCPT CODE SUB-TOTAL:											969.55
073598	0001	04/05/2019	A	HS Stu. Type A	03	006	1512	0000	000000	100	2,524.15
073598	0005	04/05/2019	A	HS ROA Stu. Type A	03	006	1512	0000	000000	100	1,315.15-
073598	0006	04/05/2019	A	Jr Hi Stu. Type A	03	006	1512	0000	000000	200	1,177.95
073598	0010	04/05/2019	A	Jr. Hi ROA Stu Type A	03	006	1512	0000	000000	200	685.80-
073598	0011	04/05/2019	A	Eastern Stu. Type A	03	006	1512	0000	000000	300	1,353.30
073598	0015	04/05/2019	A	Eastern ROA Stu. Type A	03	006	1512	0000	000000	300	526.05-
073598	0016	04/05/2019	A	Central Stu. Type A	03	006	1512	0000	000000	400	1,123.50
073598	0020	04/05/2019	A	Central ROA Stu. Type A	03	006	1512	0000	000000	400	633.30-
073598	0021	04/05/2019	A	Western Stu. Type A	03	006	1512	0000	000000	500	966.50
073598	0025	04/05/2019	A	Western ROA Stu. Type A	03	006	1512	0000	000000	500	854.00-
073640	0001	04/12/2019	A	HS Stu. Type A	03	006	1512	0000	000000	100	2,520.40
073640	0005	04/12/2019	A	HS ROA Stu. Type A	03	006	1512	0000	000000	100	1,760.44-

STATUS (STS) CODES:

A-RECEIPT B-REFUND OF RECEIPT V-VOID REFUND OF RECEIPT X-REDUCTION OF EXPENDITURE  
 C-APPROPRIATION OR BUDGET MODIFICATIONS O-EXPENSE/SUPPLIES DISTRIBUTION F-FUND TO FUND TRANSFER

TRANS NO	ITEM NO	TRANS DATE	STS	DESCRIPTION	DR SOURCE	TI	FUND	RCPT	SPCC	SUBJ	OPU	TRANS AMOUNT
073640	0006	04/12/2019	A	Jr Hi Stu. Type A		03	006	1512	0000	000000	200	1,237.90
073640	0010	04/12/2019	A	Jr. Hi RDA Stu Type A		03	006	1512	0000	000000	200	1,102.05-
073640	0011	04/12/2019	A	Eastern Stu. Type A		03	006	1512	0000	000000	300	1,412.60
073640	0015	04/12/2019	A	Eastern RDA Stu. Type A		03	006	1512	0000	000000	300	1,185.04-
073640	0016	04/12/2019	A	Central Stu. Type A		03	006	1512	0000	000000	400	1,176.05
073640	0020	04/12/2019	A	Central RDA Stu. Type A		03	006	1512	0000	000000	400	732.50-
073640	0021	04/12/2019	A	Western Stu. Type A		03	006	1512	0000	000000	500	1,032.95
073640	0025	04/12/2019	A	Western RDA Stu. Type A		03	006	1512	0000	000000	500	890.70-
073643	0001	04/18/2019	B	LUNCH ACCOUNT REFUND-WESTERN		03	006	1512	0000	000000	500	7.75-
073664	0001	04/18/2019	A	HS Stu. Type A		03	006	1512	0000	000000	100	2,064.40
073664	0005	04/18/2019	A	HS RDA Stu. Type A		03	006	1512	0000	000000	100	960.80-
073664	0006	04/18/2019	A	Jr Hi Stu. Type A		03	006	1512	0000	000000	200	996.80
073664	0010	04/18/2019	A	Jr. Hi RDA Stu Type A		03	006	1512	0000	000000	200	639.13-
073664	0011	04/18/2019	A	Eastern Stu. Type A		03	006	1512	0000	000000	300	1,150.85
073664	0015	04/18/2019	A	Eastern RDA Stu. Type A		03	006	1512	0000	000000	300	707.54-
073664	0016	04/18/2019	A	Central Stu. Type A		03	006	1512	0000	000000	400	790.10
073664	0020	04/18/2019	A	Central RDA Stu. Type A		03	006	1512	0000	000000	400	600.72-
073664	0021	04/18/2019	A	Western Stu. Type A		03	006	1512	0000	000000	500	781.80
073664	0025	04/18/2019	A	Western RDA Stu. Type A		03	006	1512	0000	000000	500	621.05-
073684	0001	04/26/2019	A	HS Stu. Type A		03	006	1512	0000	000000	100	2,036.55
073684	0005	04/26/2019	A	HS RDA Stu. Type A		03	006	1512	0000	000000	100	1,200.60-
073684	0006	04/26/2019	A	Jr Hi Stu. Type A		03	006	1512	0000	000000	200	965.85
073684	0010	04/26/2019	A	Jr. Hi RDA Stu Type A		03	006	1512	0000	000000	200	541.40-
073684	0011	04/26/2019	A	Eastern Stu. Type A		03	006	1512	0000	000000	300	1,087.10
073684	0015	04/26/2019	A	Eastern RDA Stu. Type A		03	006	1512	0000	000000	300	567.55-
073684	0016	04/26/2019	A	Central Stu. Type A		03	006	1512	0000	000000	400	842.40
073684	0020	04/26/2019	A	Central RDA Stu. Type A		03	006	1512	0000	000000	400	391.41-
073684	0021	04/26/2019	A	Western Stu. Type A		03	006	1512	0000	000000	500	778.25
073684	0025	04/26/2019	A	Western RDA Stu. Type A		03	006	1512	0000	000000	500	732.75-
073685	0006	04/30/2019	A	HS Lunch - Pay For It		03	006	1512	0000	000000	100	5,916.00
073685	0007	04/30/2019	A	Jr High Lunch - Pay For It		03	006	1512	0000	000000	200	3,143.55
073685	0008	04/30/2019	A	Eastern Lunch - Pay For It		03	006	1512	0000	000000	300	3,288.59
073685	0009	04/30/2019	A	Central Lunch - Pay For It		03	006	1512	0000	000000	400	2,278.70
073685	0010	04/30/2019	A	Western Lunch - Pay For It		03	006	1512	0000	000000	500	2,953.20
073692	0001	04/30/2019	A	HS Stu. Type A		03	006	1512	0000	000000	100	1,043.60
073692	0005	04/30/2019	A	HS RDA Stu. Type A		03	006	1512	0000	000000	100	987.95-
073692	0006	04/30/2019	A	Jr Hi Stu. Type A		03	006	1512	0000	000000	200	502.00
073692	0010	04/30/2019	A	Jr. Hi RDA Stu Type A		03	006	1512	0000	000000	200	422.60-
073692	0011	04/30/2019	A	Eastern Stu. Type A		03	006	1512	0000	000000	300	523.75
073692	0015	04/30/2019	A	Eastern RDA Stu. Type A		03	006	1512	0000	000000	300	382.95-
073692	0016	04/30/2019	A	Central Stu. Type A		03	006	1512	0000	000000	400	439.50
073692	0020	04/30/2019	A	Central RDA Stu. Type A		03	006	1512	0000	000000	400	192.90-
073692	0021	04/30/2019	A	Western Stu. Type A		03	006	1512	0000	000000	500	361.65
073692	0025	04/30/2019	A	Western RDA Stu. Type A		03	006	1512	0000	000000	500	262.35-

STATUS (STS) CODES:

A-RECEIPT B-REFUND OF RECEIPT V-VOID REFUND OF RECEIPT X-REDUCTION OF EXPENDITURE  
 C-APPROPRIATION OR BUDGET MODIFICATIONS D-EXPENSE/SUPPLIES DISTRIBUTION F-FUND TO FUND TRANSFER

TRANS NO	ITEM NO	TRANS DATE	STS	DESCRIPTION OR SOURCE	TI	FUND	RCPT	SPEC	SUBJ	OPU	TRANS AMOUNT
073696	0001	04/30/2019	A	HS lunch	03	006	1512	0000	000000	100	21.70
RCPT CODE SUB-TOTAL:											27,587.16
073598	0003	04/05/2019	A	HS Stu. ALa Carte	03	006	1513	0000	000000	100	1,338.95
073598	0008	04/05/2019	A	Jr. Hi Stu. Ala Carte	03	006	1513	0000	000000	200	396.00
073598	0013	04/05/2019	A	Eastern Stu. Ala Carte	03	006	1513	0000	000000	300	272.80
073598	0018	04/05/2019	A	Central Stu. Ala Carte	03	006	1513	0000	000000	400	248.75
073598	0023	04/05/2019	A	Western Stu. Ala Carte	03	006	1513	0000	000000	500	125.50
073640	0003	04/12/2019	A	HS Stu. ALa Carte	03	006	1513	0000	000000	100	1,348.40
073640	0008	04/12/2019	A	Jr. Hi Stu. Ala Carte	03	006	1513	0000	000000	200	431.55
073640	0013	04/12/2019	A	Eastern Stu. Ala Carte	03	006	1513	0000	000000	300	223.05
073640	0018	04/12/2019	A	Central Stu. Ala Carte	03	006	1513	0000	000000	400	242.25
073640	0023	04/12/2019	A	Western Stu. Ala Carte	03	006	1513	0000	000000	500	117.50
073664	0003	04/18/2019	A	HS Stu. ALa Carte	03	006	1513	0000	000000	100	1,130.45
073664	0008	04/18/2019	A	Jr. Hi Stu. Ala Carte	03	006	1513	0000	000000	200	369.80
073664	0013	04/18/2019	A	Eastern Stu. Ala Carte	03	006	1513	0000	000000	300	232.10
073664	0018	04/18/2019	A	Central Stu. Ala Carte	03	006	1513	0000	000000	400	158.25
073664	0023	04/18/2019	A	Western Stu. Ala Carte	03	006	1513	0000	000000	500	90.00
073684	0003	04/26/2019	A	HS Stu. ALa Carte	03	006	1513	0000	000000	100	997.50
073684	0008	04/26/2019	A	Jr. Hi Stu. Ala Carte	03	006	1513	0000	000000	200	328.65
073684	0013	04/26/2019	A	Eastern Stu. Ala Carte	03	006	1513	0000	000000	300	214.15
073684	0018	04/26/2019	A	Central Stu. Ala Carte	03	006	1513	0000	000000	400	178.00
073684	0023	04/26/2019	A	Western Stu. Ala Carte	03	006	1513	0000	000000	500	87.25
073692	0003	04/30/2019	A	HS Stu. ALa Carte	03	006	1513	0000	000000	100	591.55
073692	0008	04/30/2019	A	Jr. Hi Stu. Ala Carte	03	006	1513	0000	000000	200	212.00
073692	0013	04/30/2019	A	Eastern Stu. Ala Carte	03	006	1513	0000	000000	300	114.50
073692	0018	04/30/2019	A	Central Stu. Ala Carte	03	006	1513	0000	000000	400	86.25
073692	0023	04/30/2019	A	Western Stu. Ala Carte	03	006	1513	0000	000000	500	48.50
RCPT CODE SUB-TOTAL:											9,583.70
073598	0002	04/05/2019	A	HS Stu. Milk	03	006	1514	0000	000000	100	26.50
073598	0007	04/05/2019	A	Jr. Hi. Stu Milk	03	006	1514	0000	000000	200	1.00
073598	0012	04/05/2019	A	Eastern Stu. Milk	03	006	1514	0000	000000	300	10.00
073598	0017	04/05/2019	A	Central Stu. Milk	03	006	1514	0000	000000	400	20.50
073598	0022	04/05/2019	A	Western Stu. Milk	03	006	1514	0000	000000	500	11.50
073640	0002	04/12/2019	A	HS Stu. Milk	03	006	1514	0000	000000	100	33.50
073640	0007	04/12/2019	A	Jr. Hi. Stu Milk	03	006	1514	0000	000000	200	5.00
073640	0012	04/12/2019	A	Eastern Stu. Milk	03	006	1514	0000	000000	300	9.50
073640	0017	04/12/2019	A	Central Stu. Milk	03	006	1514	0000	000000	400	17.00
073640	0022	04/12/2019	A	Western Stu. Milk	03	006	1514	0000	000000	500	11.50
073664	0002	04/18/2019	A	HS Stu. Milk	03	006	1514	0000	000000	100	19.00
073664	0007	04/18/2019	A	Jr. Hi. Stu Milk	03	006	1514	0000	000000	200	2.50

STATUS (STS) CODES:

- A-RECEIPT    B-REFUND OF RECEIPT    V-VOID REFUND OF RECEIPT    X-REDUCTION OF EXPENDITURE
- C-APPROPRIATION OR BUDGET MODIFICATIONS    D-EXPENSE/SUPPLIES DISTRIBUTION    F-FUND TO FUND TRANSFER



TRANS NO	ITEM NO	TRANS DATE	STS	DESCRIPTION OR SOURCE	TI	FUND	RCPT	SFCC	SUBJ	OPU	TRANS AMOUNT
073664	0012	04/18/2019	A	Eastern Stu. Milk	03	006	1514	0000	000000	300	8.00
073664	0017	04/18/2019	A	Central Stu. Milk	03	006	1514	0000	000000	400	23.00
073664	0022	04/18/2019	A	Western Stu. Milk	03	006	1514	0000	000000	500	9.50
073684	0002	04/26/2019	A	HS Stu. Milk	03	006	1514	0000	000000	100	19.50
073684	0007	04/26/2019	A	Jr. Hi. Stu Milk	03	006	1514	0000	000000	200	3.50
073684	0012	04/26/2019	A	Eastern Stu. Milk	03	006	1514	0000	000000	300	6.00
073684	0017	04/26/2019	A	Central Stu. Milk	03	006	1514	0000	000000	400	13.50
073684	0022	04/26/2019	A	Western Stu. Milk	03	006	1514	0000	000000	500	9.50
073692	0002	04/30/2019	A	HS Stu. Milk	03	006	1514	0000	000000	100	12.50
073692	0007	04/30/2019	A	Jr. Hi. Stu Milk	03	006	1514	0000	000000	200	2.50
073692	0012	04/30/2019	A	Eastern Stu. Milk	03	006	1514	0000	000000	300	1.50
073692	0017	04/30/2019	A	Central Stu. Milk	03	006	1514	0000	000000	400	9.50
073692	0022	04/30/2019	A	Western Stu. Milk	03	006	1514	0000	000000	500	9.00

RCPT CODE SUB-TOTAL: 295.00

073598	0004	04/05/2019	A	HS Adult Ala Carte	03	006	1523	0000	000000	100	129.60
073598	0009	04/05/2019	A	Jr. Hi Adult Ala Carte	03	006	1523	0000	000000	200	37.50
073598	0014	04/05/2019	A	Eastern Adult Ala Carte	03	006	1523	0000	000000	300	54.25
073598	0019	04/05/2019	A	Central Adult Ala Carte	03	006	1523	0000	000000	400	21.25
073598	0024	04/05/2019	A	Western Adult Ala Carte	03	006	1523	0000	000000	500	22.50
073640	0004	04/12/2019	A	HS Adult Ala Carte	03	006	1523	0000	000000	100	131.85
073640	0009	04/12/2019	A	Jr. Hi Adult Ala Carte	03	006	1523	0000	000000	200	19.75
073640	0014	04/12/2019	A	Eastern Adult Ala Carte	03	006	1523	0000	000000	300	61.75
073640	0019	04/12/2019	A	Central Adult Ala Carte	03	006	1523	0000	000000	400	16.00
073640	0024	04/12/2019	A	Western Adult Ala Carte	03	006	1523	0000	000000	500	20.00
073664	0004	04/18/2019	A	HS Adult Ala Carte	03	006	1523	0000	000000	100	103.80
073664	0009	04/18/2019	A	Jr. Hi Adult Ala Carte	03	006	1523	0000	000000	200	13.25
073664	0014	04/18/2019	A	Eastern Adult Ala Carte	03	006	1523	0000	000000	300	44.55
073664	0019	04/18/2019	A	Central Adult Ala Carte	03	006	1523	0000	000000	400	13.00
073664	0024	04/18/2019	A	Western Adult Ala Carte	03	006	1523	0000	000000	500	31.75
073684	0004	04/26/2019	A	HS Adult Ala Carte	03	006	1523	0000	000000	100	101.10
073684	0009	04/26/2019	A	Jr. Hi Adult Ala Carte	03	006	1523	0000	000000	200	13.00
073684	0014	04/26/2019	A	Eastern Adult Ala Carte	03	006	1523	0000	000000	300	35.50
073684	0019	04/26/2019	A	Central Adult Ala Carte	03	006	1523	0000	000000	400	13.00
073684	0024	04/26/2019	A	Western Adult Ala Carte	03	006	1523	0000	000000	500	17.00
073692	0004	04/30/2019	A	HS Adult Ala Carte	03	006	1523	0000	000000	100	58.00
073692	0009	04/30/2019	A	Jr. Hi Adult Ala Carte	03	006	1523	0000	000000	200	6.50
073692	0014	04/30/2019	A	Eastern Adult Ala Carte	03	006	1523	0000	000000	300	22.00
073692	0019	04/30/2019	A	Central Adult Ala Carte	03	006	1523	0000	000000	400	16.05
073692	0024	04/30/2019	A	Western Adult Ala Carte	03	006	1523	0000	000000	500	10.25

RCPT CODE SUB-TOTAL: 1,013.20

STATUS (STS) CODES:  
 A-RECEIPT B-REFUND OF RECEIPT V-VOID REFUND OF RECEIPT X-REDUCTION OF EXPENDITURE  
 C-APPROPRIATION OR BUDGET MODIFICATIONS D-EXPENSE/SUPPLIES DISTRIBUTION F-FUND TO FUND TRANSFER

TRANS NO	ITEM NO	TRANS DATE	STS	DESCRIPTION OR SOURCE	TI	FUND	RCPT	SPCC	SUBJ	OPU	TRANS AMOUNT
073626	0001	04/15/2019	A	Coke comm	03	006	1851	0000	000000	000	73.59
RCPT CODE SUB-TOTAL:											73.59
073670	0001	04/24/2019	A	Preschool snacks	03	006	1890	0000	000000	000	446.50
RCPT CODE SUB-TOTAL:											446.50
073594	0001	04/05/2019	A	State Lunch April 2019 -Centra	03	006	3200	0000	000000	400	973.60
073594	0002	04/05/2019	A	State Lunch April 2019- East	03	006	3200	0000	000000	300	1,514.49
073594	0003	04/05/2019	A	State Lunch April 2019 - HS	03	006	3200	0000	000000	100	1,189.96
073594	0004	04/05/2019	A	State Lunch April 2019 - JH	03	006	3200	0000	000000	200	865.43
073594	0005	04/05/2019	A	State Lunch April 2019 Western	03	006	3200	0000	000000	500	865.43
RCPT CODE SUB-TOTAL:											5,409.91
FUND CODE SUB-TOTAL:											45,377.61
073695	0005	04/30/2019	A	Richland Bank Interest	03	007	1410	9100	000000	000	32.54
RCPT CODE SUB-TOTAL:											32.54
073625	0001	04/15/2019	A	Carol Merrit Scholarship donat	03	007	1820	9100	000000	100	1,070.00
073681	0001	04/29/2019	A	LMAS Donation	03	007	1820	9100	000000	000	50.00
RCPT CODE SUB-TOTAL:											1,140.00
FUND CODE SUB-TOTAL:											1,172.54
073695	0003	04/30/2019	A	Richland Bank Interest	03	007	1410	9800	000000	000	23.34
RCPT CODE SUB-TOTAL:											23.34
FUND CODE SUB-TOTAL:											23.34
073599	0001	04/05/2019	A	MD Coffee service	03	018	1690	9100	000000	000	54.00
073602	0001	04/05/2019	A	AP Exams	03	018	1690	9100	000000	000	265.00
073621	0001	04/12/2019	A	MD Coffee service	03	018	1690	9100	000000	000	58.00
073630	0001	04/16/2019	A	AP exams	03	018	1690	9100	000000	000	170.00
073649	0001	04/17/2019	A	AP Exams	03	018	1690	9100	000000	000	85.00
073661	0001	04/24/2019	A	Youth & gov't candy sales	03	018	1690	9100	000000	000	168.35

STATUS (STS) CODES:

A-RECEIPT B-REFUND OF RECEIPT V-VOID REFUND OF RECEIPT X-REDUCTION OF EXPENDITURE  
 C-APPROPRIATION OR BUDGET MODIFICATIONS D-EXPENSE/SUPPLIES DISTRIBUTION F-FUND TO FUND TRANSFER

TRANS NO	ITEM NO	TRANS DATE	STS	DESCRIPTION OR SOURCE	TI	FUND	RCPT	SPCC	SUBJ	OPU	TRANS AMOUNT
073675	0001	04/26/2019	A	MD Coffee service	03	018	1690	9100	000000	000	72.53
RCPT CODE SUB-TOTAL:											872.88
FUND CODE SUB-TOTAL:											872.88
073590	0002	04/03/2019	A	School fees princ acct	03	018	1620	9200	000000	000	28.00
073610	0001	04/09/2019	A	School fees princ acct	03	018	1620	9200	000000	000	19.00
073624	0002	04/12/2019	A	School fees princ acct	03	018	1620	9200	000000	000	21.00
073672	0002	04/25/2019	A	School fees princ acct	03	018	1620	9200	000000	000	49.00
RCPT CODE SUB-TOTAL:											117.00
FUND CODE SUB-TOTAL:											117.00
073591	0001	04/03/2019	A	VFW Donation	03	018	1820	9300	000000	000	166.67
RCPT CODE SUB-TOTAL:											166.67
FUND CODE SUB-TOTAL:											166.67
073659	0001	04/23/2019	A	Coke commission	03	018	1630	9400	000000	000	26.18
073690	0001	04/24/2019	A	Student fees	03	018	1630	9400	000000	000	2.00
073690	0002	04/24/2019	A	Fieldtrip	03	018	1630	9400	000000	000	54.00
073673	0002	04/25/2019	A	School fees princ acct	03	018	1630	9400	000000	000	4.00
073673	0003	04/25/2019	A	Fieldtrip money	03	018	1630	9400	000000	000	66.00
073674	0001	04/26/2019	A	Fieldtrip money	03	018	1630	9400	000000	000	66.00
073688	0001	04/29/2019	A	Box Tops	03	018	1630	9400	000000	000	137.20
073689	0001	04/29/2019	A	Fieldtrip money	03	018	1630	9400	000000	000	150.00
073693	0001	04/30/2019	A	Fieldtrip	03	018	1630	9400	000000	000	66.00
RCPT CODE SUB-TOTAL:											571.38
073591	0002	04/03/2019	A	VFW Donation	03	018	1820	9400	000000	000	166.66
RCPT CODE SUB-TOTAL:											166.66
FUND CODE SUB-TOTAL:											738.04
073600	0001	04/05/2019	A	Library book fine	03	018	1890	9401	000000	000	6.00

STATUS (STS) CODES:

- A-RECEIPT    B-REFUND OF RECEIPT    V-VOID REFUND OF RECEIPT    X-REDUCTION OF EXPENDITURE
- C-APPROPRIATION OR BUDGET MODIFICATIONS    D-EXPENSE/SUPPLIES DISTRIBUTION    F-FUND TO FUND TRANSFER

TRANS NO	ITEM NO	TRANS DATE	STS	DESCRIPTION OR SOURCE	T1	FUND	RCPT	SPCC	SUBJ	DFU	TRANS AMOUNT	
073658	0001	04/18/2019	A	Lost library book fine	03	018	1890	9401	000000	000	15.00	
											RCPT CODE SUB-TOTAL:	21.00
											FUND CODE SUB-TOTAL:	21.00
073578	0002	04/01/2019	A	school fees princ acct	03	018	1630	9500	000000	000	8.00	
073589	0001	04/03/2019	A	School fees princ acct	03	018	1630	9500	000000	000	10.00	
073612	0002	04/09/2019	A	School fees princ acct	03	018	1630	9500	000000	000	10.00	
073617	0002	04/11/2019	A	School fees princ acct	03	018	1630	9500	000000	000	20.00	
073654	0002	04/18/2019	A	School fees princ acct	03	018	1630	9500	000000	000	10.00	
											RCPT CODE SUB-TOTAL:	58.00
073650	0001	04/17/2019	A	Gies Donation - Western	03	018	1690	9500	000000	000	30.00	
											RCPT CODE SUB-TOTAL:	30.00
073591	0003	04/03/2019	A	VFW Donation	03	018	1920	9500	000000	000	166.67	
											RCPT CODE SUB-TOTAL:	166.67
											FUND CODE SUB-TOTAL:	254.67
073694	0001	04/30/2019	A	Boxtop money	03	018	1890	9501	000000	000	3.50	
											RCPT CODE SUB-TOTAL:	3.50
											FUND CODE SUB-TOTAL:	3.50
073618	0003	04/11/2019	A	PTD Recycling-Central	03	019	1890	9121	000000	000	12.24	
073642	0003	04/11/2019	A	PTD Recycling-Central	03	019	1890	9121	000000	000	12.24	
073627	0003	04/15/2019	A	PTD Recycling-Central	03	019	1890	9121	000000	000	5.72	
073641	0003	04/17/2019	A	PTD Recycling-Central	03	019	1890	9121	000000	000	12.24	
											RCPT CODE SUB-TOTAL:	17.96
											FUND CODE SUB-TOTAL:	17.96
073618	0001	04/11/2019	A	PTD Recycling-Eastern	03	019	1890	9122	000000	000	12.24	

STATUS (STS) CODES:

A-RECEIPT    B-REFUND OF RECEIPT    V-VOID REFUND OF RECEIPT    X-REDUCTION OF EXPENDITURE  
 C-APPROPRIATION OR BUDGET MODIFICATIONS    D-EXPENSE/SUPPLIES DISTRIBUTION    F-FUND TO FUND TRANSFER

TRANS NO	ITEM NO	TRANS DATE	STS	DESCRIPTION OR SOURCE	TI	FUND	RCPT	SPCC	SUBJ	OPU	TRANS AMOUNT
073642	0001	04/11/2019	A	PTO Recycling-Eastern	03	019	1890	9122	000000	000	12.24
073627	0001	04/15/2019	A	PTO Recycling-Eastern	03	019	1890	9122	000000	000	5.71
073641	0001	04/17/2019	A	PTO Recycling-Eastern	03	019	1890	9122	000000	000	12.24-
RCPT CODE SUB-TOTAL:											17.95
FUND CODE SUB-TOTAL:											17.95
073618	0002	04/11/2019	A	PTO Recycling-Western	03	019	1890	9123	000000	000	12.24
073642	0002	04/11/2019	A	PTO Recycling-Western	03	019	1890	9123	000000	000	12.24
073627	0002	04/15/2019	A	PTO Recycling-Western	03	019	1890	9123	000000	000	5.71
073641	0002	04/17/2019	A	PTO Recycling-Western	03	019	1890	9123	000000	000	12.24-
073652	0001	04/17/2019	A	PTO Check	03	019	1890	9123	000000	000	692.00
RCPT CODE SUB-TOTAL:											709.95
FUND CODE SUB-TOTAL:											709.95
073593	0001	04/05/2019	A	Reg Girls Bb OHSAA Correction	03	022	1890	9601	000000	000	160.00
RCPT CODE SUB-TOTAL:											160.00
FUND CODE SUB-TOTAL:											160.00
073695	0002	04/30/2019	A	Richland Bank Int. 024	03	024	1410	0000	000000	000	1,905.78
RCPT CODE SUB-TOTAL:											1,905.78
073638	0001	04/18/2019	A	Employees' Premiums Apr	03	024	1872	0000	000000	000	67,018.04
073639	0001	04/18/2019	A	Board's Premiums Apr	03	024	1872	0000	000000	000	373,814.50
073657	0001	04/18/2019	A	Heck Apr insurance	03	024	1872	0000	000000	000	2,114.31
RCPT CODE SUB-TOTAL:											442,946.85
FUND CODE SUB-TOTAL:											444,852.63
073583	0001	04/02/2019	A	apparel sales	03	200	1620	9102	000000	000	25.00
073583	0003	04/02/2019	A	Ticket sales	03	200	1620	9102	000000	000	128.00
073608	0001	04/09/2019	A	Spring musical ticket sales	03	200	1620	9102	000000	000	948.00
073613	0001	04/11/2019	A	Spring musical ticket sales	03	200	1620	9102	000000	000	32.00

STATUS (STS) CODES:

A-RECEIPT B-REFUND OF RECEIPT V-VOID REFUND OF RECEIPT X-REDUCTION OF EXPENDITURE  
 C-APPROPRIATION OR BUDGET MODIFICATIONS D-EXPENSE/SUPPLIES DISTRIBUTION F-FUND TO FUND TRANSFER

TRANS NO	ITEM NO	TRANS DATE	STS	DESCRIPTION OR SOURCE	TI	FUND	RCPT	SPCC	SUBJ	OPU	TRANS AMOUNT
073613	0003	04/11/2019	A	Spring musical apparel	03	200	1620	9102	000000	000	40.00
073646	0001	04/16/2019	A	Ticket Sales	03	200	1620	9102	000000	000	4,707.00
073646	0002	04/16/2019	A	Shirt sales	03	200	1620	9102	000000	000	1,450.00
RCPT CODE SUB-TOTAL:											7,330.00
073583	0002	04/02/2019	A	Program ads	03	200	1690	9102	000000	000	120.00
073613	0002	04/11/2019	A	Spring musical program ad	03	200	1690	9102	000000	000	150.00
RCPT CODE SUB-TOTAL:											270.00
073608	0002	04/09/2019	A	Donation - Drake	03	200	1820	9102	000000	000	500.00
RCPT CODE SUB-TOTAL:											500.00
FUND CODE SUB-TOTAL:											8,100.00
073633	0001	04/15/2019	A	Lanyard sales	03	200	1620	9107	000000	000	4.00
RCPT CODE SUB-TOTAL:											4.00
FUND CODE SUB-TOTAL:											4.00
073647	0001	04/17/2019	A	Powder puff shirt sales	03	200	1620	9114	000000	000	450.00
073653	0001	04/18/2019	A	Powder Puff shirt sales	03	200	1620	9114	000000	000	30.00
073677	0001	04/26/2019	A	Powder Puff	03	200	1620	9114	000000	000	666.04
RCPT CODE SUB-TOTAL:											1,146.04
FUND CODE SUB-TOTAL:											1,146.04
073614	0001	04/11/2019	A	Yearbook sales	03	200	1620	9119	000000	000	665.00
073622	0001	04/12/2019	A	Yearbook sales	03	200	1620	9119	000000	000	540.00
073634	0001	04/15/2019	A	Yearbook sales	03	200	1620	9119	000000	000	120.00
RCPT CODE SUB-TOTAL:											1,325.00
FUND CODE SUB-TOTAL:											1,325.00
073629	0001	04/15/2019	A	School fees	03	200	1620	9301	000000	000	84.00

STATUS (STS) CODES:

A-RECEIPT B-REFUND OF RECEIPT V-VOID REFUND OF RECEIPT X-REDUCTION OF EXPENDITURE  
 C-APPROPRIATION OR BUDGET MODIFICATIONS D-EXPENSE/SUPPLIES DISTRIBUTION F-FUND TO FUND TRANSFER



TRANS NO	ITEM NO	TRANS DATE	STS	DESCRIPTION OR SOURCE	T1	FUND	RCPT	SPCC	SUBJ	OPU	TRANS AMOUNT
FUND CODE SUB-TOTAL:											26,012.80
073668	0001	04/26/2019	A	IDEA ECSE Restoration Revenue	03	587	4220	9019	000000	000	1,202.37
073669	0001	04/26/2019	A	IDEA ECSE Revenue	03	587	4220	9019	000000	000	222.06
RCPT CODE SUB-TOTAL:											1,424.43
FUND CODE SUB-TOTAL:											1,424.43
GRAND TOTAL:											3,269,621.49

STATUS (STS) CODES:

A-RECEIPT    B-REFUND OF RECEIPT    V-VOID REFUND OF RECEIPT    X-REDUCTION OF EXPENDITURE  
C-APPROPRIATION OR BUDGET MODIFICATIONS    D-EXPENSE/SUPPLIES DISTRIBUTION    F-FUND TO FUND TRANSFER



	FYTD Receivable	FYTD Actual Receipts	MTD Actual Receipts	YTD Actual Receipts	FYTD Balance Receivable	FYTD Percent Received
*****TOTAL FOR FUND-SCC 001 0000 (GENERAL FUND):	24,495,508.00	22,177,303.76	2,608,641.21	10,532,890.47	2,318,204.24	90.54
*****TOTAL FOR FUND-SCC 003 0000 (PERMANENT IMPROVEMENT FUND):	702,632.00	662,259.39	48,277.51	357,369.15	40,372.61	94.25
*****TOTAL FOR FUND-SCC 006 0000 (FOOD SERVICE FUND):	755,799.00	515,039.12	45,377.61	226,259.23	240,759.88	68.14
*****TOTAL FOR FUND-SCC 007 9100 (LEXINGTON MINUTEMEN ACADEMIC SCHOLARSHIP FUND):	6,040.00	8,834.16	1,172.54	8,354.34	2,794.16	146.26
*****TOTAL FOR FUND-SCC 007 9800 (TERRY McCAMMON SCHOLARSHIP FUND):	350.00	189.57	23.34	80.82	160.43	54.16
*****TOTAL FOR FUND-SCC 018 9100 (HIGH SCHOOL PRINCIPAL'S FUND):	10,628.00	10,084.59	872.89	7,253.20	543.41	94.89
*****TOTAL FOR FUND-SCC 018 9200 (JUNIOR HIGH PRINCIPAL'S FUND):	5,233.00	4,481.78	117.00	236.00	751.22	85.64
*****TOTAL FOR FUND-SCC 018 9300 (EASTERN PRINCIPAL'S FUND):	9,609.00	4,275.86	166.67	1,394.37	5,333.14	44.50
*****TOTAL FOR FUND-SCC 018 9301 (EASTERN ELEMENTARY BOOKFAIR/BOXTOPS FUND):	6,539.00	2,894.46	0.00	0.00	3,644.54	44.26
*****TOTAL FOR FUND-SCC 018 9302 (EASTERN ELEMENTARY MATH):	1,226.00	0.00	0.00	0.00	1,226.00	0.00

\*\*\* NOTE!! ONLY ACTIVE ACCOUNTS HAVE BEEN SELECTED, TOTALS MAY EXCLUDE AMOUNTS THAT ARE RELATED TO INACTIVE ACCOUNTS. \*\*\*

	FYTD Receivable	FYTD Actual Receipts	MTD Actual Receipts	YTD Actual Receipts	FYTD Balance Receivable	FYTD Percent Received
*****TOTAL FOR FUND-SCC 018 9303 (EASTERN RUN CLUB):	0.00	206.68	0.00	0.00	206.68	0.00
*****TOTAL FOR FUND-SCC 018 9400 (CENTRAL PRINCIPAL'S FUND):	5,785.00	3,081.53	738.04	1,463.23	2,703.47	53.27
*****TOTAL FOR FUND-SCC 018 9401 (CENTRAL ELEMENTARY BOOKFAIR FUND):	4,548.00	2,497.10	21.00	49.00	2,050.90	54.91
*****TOTAL FOR FUND-SCC 018 9402 (CENTRAL ELEMENTARY ART):	1,415.00	0.00	0.00	0.00	1,415.00	0.00
*****TOTAL FOR FUND-SCC 018 9500 (WESTERN PRINCIPAL'S FUND):	6,709.00	4,108.51	254.67	917.26	2,600.49	61.24
*****TOTAL FOR FUND-SCC 018 9501 (WESTERN ELEMENTARY BOOKFAIR/BOXTOPS FUND):	5,976.00	3,626.62	3.50	3.50	2,349.38	60.69
*****TOTAL FOR FUND-SCC 018 9503 (WESTERN ELEMENTARY ART):	2,455.00	0.00	0.00	0.00	2,455.00	0.00
*****TOTAL FOR FUND-SCC 019 9121 (CENTRAL ELEMENTARY PTD GRANTS):	1,171.00	1,129.47	17.96	53.41	41.53	96.45
*****TOTAL FOR FUND-SCC 019 9122 (EASTERN ELEMENTARY PTD GRANTS):	1,171.00	1,129.46	17.95	53.40	41.54	96.45
*****TOTAL FOR FUND-SCC 019 9123 (WESTERN ELEMENTARY PTD GRANTS):	1,171.00	1,821.46	709.95	745.39	650.46	155.55

\*\*\* NOTE!! ONLY ACTIVE ACCOUNTS HAVE BEEN SELECTED, TOTALS MAY EXCLUDE AMOUNTS THAT ARE RELATED TO INACTIVE ACCOUNTS. \*\*\*

	FYTD Receivable	FYTD Actual Receipts	MTD Actual Receipts	YTD Actual Receipts	FYTD Balance Receivable	FYTD Percent Received
*****TOTAL FOR FUND-SCC 019 9218 (RICH CO FOUND-WRITE STUFF STEAM KIT):	1,172.57	1,172.57	0.00	0.00	0.00	100.00
*****TOTAL FOR FUND-SCC 019 9301 (RICH CO FOUND/SECD ROBOTICS GRANT (HEIMANNI)):	15,000.00	0.00	0.00	0.00	15,000.00	0.00
*****TOTAL FOR FUND-SCC 019 9302 (RICH CO RETIRED TEACHERS ASSOC):	0.00	150.00	0.00	150.00	150.00	0.00
*****TOTAL FOR FUND-SCC 022 9601 (OHSA/TOURNAMENT AGENCY FUND):	75,250.00	22,983.11	160.00	8,646.77	53,306.89	30.13
*****TOTAL FOR FUND-SCC 024 0000 (EMPLOYEE BENEFITS FUND FOR MEDICAL/DENTAL):	4,921,275.00	3,955,848.97	444,852.63	1,779,991.38	965,426.03	80.38
*****TOTAL FOR FUND-SCC 200 9102 (HIGH SCHOOL DRAMA CLUB):	15,893.00	10,320.00	8,100.00	10,320.00	5,573.00	64.93
*****TOTAL FOR FUND-SCC 200 9104 (HIGH SCHOOL LEADERSHIP COUNCIL):	3,712.00	0.00	0.00	0.00	3,712.00	0.00
*****TOTAL FOR FUND-SCC 200 9105 (HIGH SCHOOL FRENCH CLUB):	184.00	35.00	0.00	35.00	149.00	19.02
*****TOTAL FOR FUND-SCC 200 9107 (HIGH SCHOOL SPANISH CLUB):	400.00	178.35	4.00	178.35	221.65	44.59
*****TOTAL FOR FUND-SCC 200 9108 (HIGH SCHOOL LED CLUB):	955.00	553.10	0.00	144.89	401.90	57.92

\*\*\* NOTE!! ONLY ACTIVE ACCOUNTS HAVE BEEN SELECTED, TOTALS MAY EXCLUDE AMOUNTS THAT ARE RELATED TO INACTIVE ACCOUNTS. \*\*\*

LEXINGTON LOCAL SCHOOLS  
 Revenue Account Summary  
 SORTED BY FUND-SCC/ACCT

	FYTD Receivable	FYTD Actual Receipts	MTD Actual Receipts	YTD Actual Receipts	FYTD Balance Receivable	FYTD Percent Received
*****TOTAL FOR FUND-SCC 200 9114 (HIGH SCHOOL STUDENT COUNCIL FUND):	958.00	1,950.29	1,146.04	1,301.02	992.29-	203.58
*****TOTAL FOR FUND-SCC 200 9115 (HIGH SCHOOL KEY CLUB):	436.00	455.00	0.00	205.00	19.00-	104.36
*****TOTAL FOR FUND-SCC 200 9119 (HIGH SCHOOL YEARBOOK FUND):	13,323.00	13,455.00	1,325.00	2,245.00	132.00-	100.99
*****TOTAL FOR FUND-SCC 200 9121 (HIGH SCHOOL NATIONAL HONOR SOCIETY):	1,590.00	2,218.00	0.00	162.00	628.00-	139.50
*****TOTAL FOR FUND-SCC 200 9201 (JUNIOR HIGH ART CLUB):	96.00	56.20	0.00	0.00	39.80	58.54
*****TOTAL FOR FUND-SCC 200 9204 (JUNIOR HIGH STUDENT COUNCIL FUND):	1,686.00	1,217.35	0.00	557.50	458.65	72.20
*****TOTAL FOR FUND-SCC 200 9301 (EASTERN ELEMENTARY STUDENT ACTIVITY FUND):	2,225.00	1,133.98	84.00	659.63	1,091.02	50.97
*****TOTAL FOR FUND-SCC 200 9302 (EASTERN ELEMENTARY ROBOTICS FUND):	0.00	855.00	0.00	420.00	855.00-	0.00
*****TOTAL FOR FUND-SCC 200 9611 (HIGH SCHOOL INFORMED TEENS FUND):	1,402.00	0.00	0.00	0.00	1,402.00	0.00
*****TOTAL FOR FUND-SCC 200 9612 (JUNIOR HIGH INFORMED TEENS FUND):	736.00	1,449.56	1,400.60	1,442.06	713.56-	196.95

\*\*\* NOTE!! ONLY ACTIVE ACCOUNTS HAVE BEEN SELECTED, TOTALS MAY EXCLUDE AMOUNTS THAT ARE RELATED TO INACTIVE ACCOUNTS. \*\*\*

LEXINGTON LOCAL SCHOOLS  
 Revenue Account Summary  
 SORTED BY FUND-SCC/ACCT

	FYTD Receivable	FYTD Actual Receipts	MTD Actual Receipts	YTD Actual Receipts	FYTD Balance Receivable	FYTD Percent Received
*****TOTAL FOR FUND-SCC 300 9115 (JAZZ BAND):	528.00	0.00	0.00	0.00	528.00	0.00
*****TOTAL FOR FUND-SCC 300 9116 (CHOIR):	200.00	0.00	0.00	0.00	200.00	0.00
*****TOTAL FOR FUND-SCC 300 9205 (JUNIOR HIGH PHYS ED DEPARTMENT FUND):	2,910.00	2,395.00	0.00	845.00	515.00	82.30
*****TOTAL FOR FUND-SCC 300 9600 (ATHLETIC FUND):	227,988.00	186,677.80	6,625.00	37,530.20	41,310.20	81.88
*****TOTAL FOR FUND-SCC 300 9601 (ATHLETIC CAPITAL FUND):	26,000.00	13,000.00	0.00	0.00	13,000.00	50.00
*****TOTAL FOR FUND-SCC 300 9603 (ELEMENTARY MUSIC):	276.00	388.00	0.00	388.00	112.00	140.58
*****TOTAL FOR FUND-SCC 451 9019 (Network Connectivity FY 2019):	9,000.00	9,000.00	0.00	4,500.00	0.00	100.00
*****TOTAL FOR FUND-SCC 499 9018 (SECONDARY TRANSITION ENHANCEMENT FUND):	1,171.00	1,171.00	0.00	0.00	0.00	100.00
*****TOTAL FOR FUND-SCC 499 9019 (SCHOOL SAFETY GRANT):	13,136.25	13,136.25	0.00	0.00	0.00	100.00
*****TOTAL FOR FUND-SCC 516 9018 (IDEA-B SPECIAL EDUCATION FY18):	85,890.06	86,225.54	0.00	0.00	335.48	100.39

\*\*\* NOTE!! ONLY ACTIVE ACCOUNTS HAVE BEEN SELECTED, TOTALS MAY EXCLUDE AMOUNTS THAT ARE RELATED TO INACTIVE ACCOUNTS. \*\*\*

	FYTD Receivable	FYTD Actual Receipts	MTD Actual Receipts	YTD Actual Receipts	FYTD Balance Receivable	FYTD Percent Received
*****TOTAL FOR FUND-SCC 516 9019 (IDEA-B SPECIAL EDUCATION FY19):	561,087.77	359,087.91	72,075.16	216,601.63	202,001.86	64.00
*****TOTAL FOR FUND-SCC 572 9018 (TITLE I FY18):	49,793.26	51,049.39	0.00	0.00	1,256.13	102.52
*****TOTAL FOR FUND-SCC 572 9019 (TITLE I FY19):	270,922.45	200,540.49	26,012.80	124,297.41	70,381.96	74.02
*****TOTAL FOR FUND-SCC 587 9018 (EARLY CHILDHOOD SPECIAL EDUCATION IDEA FY18):	515.19	515.19	0.00	0.00	0.00	100.00
*****TOTAL FOR FUND-SCC 587 9019 (EARLY CHILDHOOD SPECIAL EDUCATION IDEA FY19):	28,685.67	9,125.01	1,424.43	5,287.02	19,560.66	31.81
*****TOTAL FOR FUND-SCC 590 9019 (TITLE II-A IMPROVING TEACHER QUALITY FY19):	55,035.92	47,769.68	0.00	27,986.43	7,267.24	86.80
*****TOTAL FOR FUND-SCC 599 9019 (TITLE IV):	26,113.30	8,239.00	0.00	528.00	17,874.30	31.55
*****GRAND TOTALS:	32,440,553.44	28,405,314.26	3,269,621.49	13,361,445.06	4,035,239.18	87.56

\*\*\* NOTE!! ONLY ACTIVE ACCOUNTS HAVE BEEN SELECTED, TOTALS MAY EXCLUDE AMOUNTS THAT ARE RELATED TO INACTIVE ACCOUNTS. \*\*\*

LEXINGTON LOCAL SCHOOLS  
 Appropriation Account Summary  
 SORTED BY FUND-SCC/ACCT

FYTD Appropriated	Prior FY Carryover Encumbrances	FYTD Expendable	FYTD Actual Expenditures	MTD Actual Expenditures	Current + Future Encumbrances	FYTD Remaining Balance	FYTD Percent Exp/Enc
*****TOTAL FOR FUND-SCC 001 0000 (GENERAL FUND):							
25,277,489.00	46,429.80	25,323,918.80	20,662,798.71	2,204,390.62	709,925.03	3,951,195.06	84.40
*****TOTAL FOR FUND-SCC 003 0000 (PERMANENT IMPROVEMENT FUND):							
740,828.27	6,555.13	747,383.40	681,164.54	8,202.88	3,891.99	62,326.87	91.66
*****TOTAL FOR FUND-SCC 006 0000 (FOOD SERVICE FUND):							
760,280.38	366.83	760,647.21	594,170.96	62,561.20	50,523.87	115,952.38	84.76
*****TOTAL FOR FUND-SCC 007 9100 (LEXINGTON MINUTEMEN ACADEMIC SCHOLARSHIP FUND):							
8,000.00	500.00	8,500.00	5,300.00	0.00	1,000.00	2,200.00	74.12
*****TOTAL FOR FUND-SCC 007 9800 (TERRY McCAMMON SCHOLARSHIP FUND):							
500.00	0.00	500.00	500.00	0.00	0.00	0.00	100.00
*****TOTAL FOR FUND-SCC 018 9100 (HIGH SCHOOL PRINCIPAL'S FUND):							
11,757.00	0.00	11,757.00	4,035.55	228.81	7,333.28	388.17	96.70
*****TOTAL FOR FUND-SCC 018 9200 (JUNIOR HIGH PRINCIPAL'S FUND):							
4,340.00	2,390.00	6,720.00	3,309.49	0.00	3,295.09	115.42	98.28
*****TOTAL FOR FUND-SCC 018 9300 (EASTERN PRINCIPAL'S FUND):							
12,246.00	827.80	13,073.80	6,194.81	515.39	1,521.74	5,357.25	59.02
*****TOTAL FOR FUND-SCC 018 9301 (EASTERN ELEMENTARY BOOKFAIR/BOXTOPS FUND):							
7,931.00	0.00	7,931.00	3,720.93	195.00	4,352.04	141.97	101.79
*****TOTAL FOR FUND-SCC 018 9302 (EASTERN ELEMENTARY MATH):							
1,010.00	0.00	1,010.00	367.78	0.00	192.22	450.00	55.45

\*\*\* NOTE!! ONLY ACTIVE ACCOUNTS HAVE BEEN SELECTED, TOTALS MAY EXCLUDE AMOUNTS THAT ARE RELATED TO INACTIVE ACCOUNTS. \*\*\*

LEXINGTON LOCAL SCHOOLS  
 Appropriation Account Summary  
 SORTED BY FUND-SCC/ADCT

FYTD Appropriated	Prior FY Carryover Encumbrances	FYTD Expendable	FYTD Actual Expenditures	MTD Actual Expenditures	Current + Future Encumbrances	FYTD Remaining Balance	FYTD Percent Exp/Enc
*****TOTAL FOR FUND-SCC 018 9400 (CENTRAL PRINCIPAL'S FUND):							
5,121.00	437.96	5,558.96	2,592.30	0.00	2,242.56	724.10	86.97
=====							
*****TOTAL FOR FUND-SCC 018 9401 (CENTRAL ELEMENTARY BOOKFAIR FUND):							
5,937.00	0.00	5,937.00	1,478.48	0.00	2,776.42	1,692.10	71.67
=====							
*****TOTAL FOR FUND-SCC 018 9402 (CENTRAL ELEMENTARY ART):							
1,096.00	0.00	1,096.00	228.63	0.00	0.00	867.37	20.86
=====							
*****TOTAL FOR FUND-SCC 018 9500 (WESTERN PRINCIPAL'S FUND):							
5,039.00	473.51	5,512.51	2,163.48	0.00	930.50	2,418.53	56.13
=====							
*****TOTAL FOR FUND-SCC 018 9501 (WESTERN ELEMENTARY BOOKFAIR/BOXTOPS FUND):							
6,474.00	0.00	6,474.00	3,620.78	0.00	6,000.00	3,146.78	148.61
=====							
*****TOTAL FOR FUND-SCC 018 9503 (WESTERN ELEMENTARY ART):							
1,918.00	0.00	1,918.00	0.00	0.00	0.00	1,918.00	0.00
=====							
*****TOTAL FOR FUND-SCC 018 9901 (JUNIOR HIGH TEACHER ADVISORY FUND):							
109.25	0.00	109.25	0.00	0.00	0.00	109.25	0.00
=====							
*****TOTAL FOR FUND-SCC 019 9121 (CENTRAL ELEMENTARY PTD GRANTS):							
1,324.65	250.00	1,574.65	553.60	0.00	527.98	493.07	68.69
=====							
*****TOTAL FOR FUND-SCC 019 9122 (EASTERN ELEMENTARY PTD GRANTS):							
1,547.22	0.00	1,547.22	268.22	0.00	0.00	1,279.00	17.34
=====							
*****TOTAL FOR FUND-SCC 019 9123 (WESTERN ELEMENTARY PTD GRANTS):							
4,707.40	0.00	4,707.40	1,372.03	0.00	123.13	3,212.24	31.76
=====							

\*\*\* NOTE!! ONLY ACTIVE ACCOUNTS HAVE BEEN SELECTED, TOTALS MAY EXCLUDE AMOUNTS THAT ARE RELATED TO INACTIVE ACCOUNTS. \*\*\*



LEXINGTON LOCAL SCHOOLS  
 Appropriation Account Summary  
 SORTED BY FUND-SCC/ACCT

FYTD Appropriated	Prior FY Carryover Encumbrances	FYTD Expendable	FYTD Actual Expenditures	NTD Actual Expenditures	Current + Future Encumbrances	FYTD Remaining Balance	FYTD Percent Exp/Enc
*****TOTAL FOR FUND-SCC 019 9200 (RICHLAND COUNTY FOUNDATION GRANT PLAYGROUND):							
200.00	0.00	200.00	0.00	0.00	0.00	200.00	0.00
*****TOTAL FOR FUND-SCC 019 9218 (RICH CO FOUND-WRITE STUFF STEAM KIT):							
1,172.57	0.00	1,172.57	643.43	0.00	529.14	0.00	100.00
*****TOTAL FOR FUND-SCC 019 9301 (RICH CO FOUND/SECO ROBOTICS GRANT (HEIMANN)):							
15,600.00	0.00	15,600.00	362.26	0.00	237.74	15,000.00	3.85
*****TOTAL FOR FUND-SCC 022 9601 (OHSAA TOURNAMENT AGENCY FUND):							
74,027.00	246.56	74,273.56	32,281.75	600.00	43,872.08	1,880.27	102.53
*****TOTAL FOR FUND-SCC 024 0000 (EMPLOYEE BENEFITS FUND FOR MEDICAL/DENTAL):							
4,459,905.00	0.00	4,459,905.00	4,412,246.32	448,721.03	5,500.00	42,158.68	99.05
*****TOTAL FOR FUND-SCC 200 9101 (HIGH SCHOOL ART CLUB):							
93.76	0.00	93.76	0.00	0.00	0.00	93.76	0.00
*****TOTAL FOR FUND-SCC 200 9102 (HIGH SCHOOL DRAMA CLUB):							
14,916.00	5,110.00	20,026.00	10,931.28	5,460.25	5,675.00	3,419.72	82.92
*****TOTAL FOR FUND-SCC 200 9103 (HIGH SCHOOL MATH CLUB):							
52.70	0.00	52.70	0.00	0.00	0.00	52.70	0.00
*****TOTAL FOR FUND-SCC 200 9104 (HIGH SCHOOL LEADERSHIP COUNCIL):							
3,656.00	0.00	3,656.00	0.00	0.00	345.79	3,310.21	9.46
*****TOTAL FOR FUND-SCC 200 9105 (HIGH SCHOOL FRENCH CLUB):							
107.00	0.00	107.00	0.00	0.00	0.00	107.00	0.00

\*\*\* NOTE!! ONLY ACTIVE ACCOUNTS HAVE BEEN SELECTED, TOTALS MAY EXCLUDE AMOUNTS THAT ARE RELATED TO INACTIVE ACCOUNTS. \*\*\*

LEXINGTON LOCAL SCHOOLS  
 Appropriation Account Summary  
 SORTED BY FUND-SCC/ACCT

FYTD Appropriated	Prior FY Carryover Encumbrances	FYTD Expendable	FYTD Actual Expenditures	MTD Actual Expenditures	Current + Future Encumbrances	FYTD Remaining Balance	FYTD Percent Exp/Enc
*****TOTAL FOR FUND-SCC 200 9107 (HIGH SCHOOL SPANISH CLUB):							
483.00	0.00	483.00	20.00	0.00	288.08	174.92	63.78
*****TOTAL FOR FUND-SCC 200 9108 (HIGH SCHOOL LEO CLUB):							
2,009.00	0.00	2,009.00	519.80	125.75	1,480.20	9.00	99.55
*****TOTAL FOR FUND-SCC 200 9114 (HIGH SCHOOL STUDENT COUNCIL FUND):							
2,276.84	0.00	2,276.84	726.45	470.76	273.55	1,276.86	43.92
*****TOTAL FOR FUND-SCC 200 9115 (HIGH SCHOOL KEY CLUB):							
1,232.00	117.79	1,349.79	841.97	0.00	169.03	338.79	74.90
*****TOTAL FOR FUND-SCC 200 9116 (HIGH SCHOOL CHESS CLUB):							
321.00	0.00	321.00	0.00	0.00	0.00	321.00	0.00
*****TOTAL FOR FUND-SCC 200 9119 (HIGH SCHOOL YEARBOOK FUND):							
18,682.00	9,136.66	27,818.66	19,980.78	0.00	4,128.14	3,709.74	86.66
*****TOTAL FOR FUND-SCC 200 9120 (HIGH SCHOOL JOURNALISM FUND):							
165.00	0.00	165.00	0.00	0.00	0.00	165.00	0.00
*****TOTAL FOR FUND-SCC 200 9121 (HIGH SCHOOL NATIONAL HONOR SOCIETY):							
2,300.00	0.00	2,300.00	2,205.18	0.00	370.52	275.70	111.99
*****TOTAL FOR FUND-SCC 200 9201 (JUNIOR HIGH ART CLUB):							
481.13	0.00	481.13	0.00	0.00	0.00	481.13	0.00
*****TOTAL FOR FUND-SCC 200 9204 (JUNIOR HIGH STUDENT COUNCIL FUND):							
1,128.00	0.00	1,128.00	648.64	190.88	332.24	147.12	86.96

\*\*\* NOTE!! ONLY ACTIVE ACCOUNTS HAVE BEEN SELECTED, TOTALS MAY EXCLUDE AMOUNTS THAT ARE RELATED TO INACTIVE ACCOUNTS. \*\*\*

LEXINGTON LOCAL SCHOOLS  
 Appropriation Account Summary  
 SORTED BY FUND-SCC/ACCT

FYTD Appropriated	Prior FY Carryover Encumbrances	FYTD Expendable	FYTD Actual Expenditures	MTD Actual Expenditures	Current + Future Encumbrances	FYTD Remaining Balance	FYTD Percent Exp/Enc
*****TOTAL FOR FUND-SCC 200 9205 (JUNIOR HIGH LIBRARY CLUB):							
77.65	0.00	77.65	0.00	0.00	0.00	77.65	0.00
*****TOTAL FOR FUND-SCC 200 9301 (EASTERN ELEMENTARY STUDENT ACTIVITY FUND):							
1,764.00	0.00	1,764.00	836.96	20.00	927.00	0.04	100.00
*****TOTAL FOR FUND-SCC 200 9302 (EASTERN ELEMENTARY ROBOTICS FUND):							
500.00	0.00	500.00	204.05	60.75	295.95	0.00	100.00
*****TOTAL FOR FUND-SCC 200 9611 (HIGH SCHOOL INFORMED TEENS FUND):							
1,454.00	0.00	1,454.00	0.00	0.00	0.00	1,454.00	0.00
*****TOTAL FOR FUND-SCC 200 9612 (JUNIOR HIGH INFORMED TEENS FUND):							
530.00	0.00	530.00	0.00	0.00	1,400.60	870.60	264.26
*****TOTAL FOR FUND-SCC 300 9115 (JAZZ BAND):							
649.00	0.00	649.00	375.00	375.00	0.00	274.00	57.78
*****TOTAL FOR FUND-SCC 300 9116 (CHOIR):							
1,302.20	0.00	1,302.20	92.00	0.00	0.00	1,210.20	7.06
*****TOTAL FOR FUND-SCC 300 9206 (JUNIOR HIGH PHYS ED DEPARTMENT FUND):							
2,453.00	0.00	2,453.00	1,910.01	0.00	372.99	170.00	93.07
*****TOTAL FOR FUND-SCC 300 9600 (ATHLETIC FUND):							
222,500.00	8,272.86	230,772.86	212,913.36	13,966.95	22,428.50	4,569.00	101.98
*****TOTAL FOR FUND-SCC 300 9602 (ORCHESTRA):							
63.22	0.00	63.22	0.00	0.00	0.00	63.22	0.00

\*\*\* NOTE!! ONLY ACTIVE ACCOUNTS HAVE BEEN SELECTED, TOTALS MAY EXCLUDE AMOUNTS THAT ARE RELATED TO INACTIVE ACCOUNTS. \*\*\*

LEXINGTON LOCAL SCHOOLS  
 Appropriation Account Summary  
 SORTED BY FUND-SCC/ACCT

FYTD Appropriated	Prior FY Carryover Encumbrances	FYTD Expendable	FYTD Actual Expenditures	NTD Actual Expenditures	Current + Future Encumbrances	FYTD Remaining Balance	FYTD Percent Exp/Enc
*****TOTAL FOR FUND-SCC 300 9603 (ELEMENTARY MUSIC):							
1,552.00	0.00	1,552.00	179.84	0.00	0.00	1,372.16	11.59
*****TOTAL FOR FUND-SCC 300 9605 (BAND):							
232.95	0.00	232.95	0.00	0.00	0.00	232.95	0.00
*****TOTAL FOR FUND-SCC 451 9019 (Network Connectivity FY 2019):							
9,000.00	0.00	9,000.00	9,000.00	0.00	0.00	0.00	100.00
*****TOTAL FOR FUND-SCC 499 9018 (SECONDARY TRANSITION ENHANCEMENT FUND):							
0.00	1,171.00	1,171.00	1,171.00	0.00	0.00	0.00	100.00
*****TOTAL FOR FUND-SCC 499 9019 (SCHOOL SAFETY GRANT):							
13,136.25	0.00	13,136.25	13,136.25	0.00	0.00	0.00	100.00
*****TOTAL FOR FUND-SCC 516 9018 (IDEA-B SPECIAL EDUCATION FY18):							
13,319.26	27,325.14	40,644.40	40,644.40	0.00	0.00	0.00	100.00
*****TOTAL FOR FUND-SCC 516 9019 (IDEA-B SPECIAL EDUCATION FY19):							
560,754.29	0.00	560,754.29	366,133.47	23,375.45	113,172.58	81,448.24	85.49
*****TOTAL FOR FUND-SCC 572 9018 (TITLE I FY18):							
34,567.08	378.00	34,945.08	34,945.08	0.00	0.00	0.00	100.00
*****TOTAL FOR FUND-SCC 572 9019 (TITLE I FY19):							
269,666.32	0.00	269,666.32	202,798.26	22,242.42	12,935.74	53,932.32	80.00
*****TOTAL FOR FUND-SCC 587 9018 (EARLY CHILDHOOD SPECIAL EDUCATION IDEA FY18):							
4,410.28-	4,410.28	0.00	0.00	0.00	0.00	0.00	0.00

\*\*\* NOTE!! ONLY ACTIVE ACCOUNTS HAVE BEEN SELECTED, TOTALS MAY EXCLUDE AMOUNTS THAT ARE RELATED TO INACTIVE ACCOUNTS. \*\*\*

LEXINGTON LOCAL SCHOOLS  
 Appropriation Account Summary  
 SORTED BY FUND-SOC/ACCT

FYTD Appropriated	Prior FY Carryover Encumbrances	FYTD Expendable	FYTD Actual Expenditures	MTD Actual Expenditures	Current + Future Encumbrances	FYTD Remaining Balance	FYTD Percent Exp/Enc
*****TOTAL FOR FUND-SOC 587 9019 (EARLY CHILDHOOD SPECIAL EDUCATION IDEA FY19):							
28,685.67	0.00	28,685.67	9,673.80	1,151.13	9,802.93	9,208.94	67.90
*****TOTAL FOR FUND-SOC 590 9019 (TITLE II-A IMPROVING TEACHER QUALITY FY19):							
55,035.92	0.00	55,035.92	55,035.92	4,741.20	0.00	0.00	100.00
*****TOTAL FOR FUND-SOC 599 9018 (TITLE IV):							
3,400.00-	3,400.00	0.00	0.00	0.00	0.00	0.00	0.00
*****TOTAL FOR FUND-SOC 599 9019 (TITLE IV):							
26,113.30	0.00	26,113.30	8,239.00	0.00	241.00	17,633.30	32.47
*****GRAND TOTALS:							
32,692,009.02	117,789.32	32,809,798.34	27,412,536.55	2,797,595.47	1,019,414.65	4,377,847.14	86.66

\*\*\* NOTE!! ONLY ACTIVE ACCOUNTS HAVE BEEN SELECTED, TOTALS MAY EXCLUDE AMOUNTS THAT ARE RELATED TO INACTIVE ACCOUNTS. \*\*\*