


# LEXINGTON LOCAL SCHOOLS



---

FINANCIAL REPORT  
FOR THE PERIOD ENDING  
MARCH 31, 2019

---

PREPARED BY  
JASON WHITESEL, TREASURER

DATE: 04/02/2019  
TIME: 14:59

LEXINGTON LOCAL SCHOOLS  
CASH RECONCILIATION AS OF 03/31/2019

PAGE: 1  
(USAEMSED)

	SUB-TOTALS	TOTALS
	-----	-----
Gross Depository Balances:		
RICHLAND BANK MMA 5719	\$ 2,884,230.76	
RICHLAND BANK SWEEP ACCT 3520	2,660,525.46	
RICHLAND BANK GENERAL ACCT 0580	300,054.00	
RICHLAND BANK ANTHEM SWEEP 3523	1,059,174.55	
RICHLAND BANK EE BENEFITS 3180	0.00	
RICHLAND BANK PAYROLL ACCT 9780	12,279.42	
RICHLAND BANK ATHLETIC ACCT 3280	5,555.00	
	-----	
Total Depository Balances (Gross)		\$ 6,921,819.19
Adjustments to Bank Balance:		
Cash in Transit to Bank	\$ 1,185.25	
Outstanding Checks	168,757.76-	
Adjustments	0.00	
	-----	
Total Adjustments to Bank Balance		167,572.51-
Investments:		
Treasury Bonds and Notes	\$ 500,000.00	
Certificate of Deposits	4,328,000.00	
Other Securities	0.00	
Other Investments:		
Richland Bank - Money Market	349,760.87	
	-----	
Total Investments		5,177,760.87
Cash on Hand:		
Petty Cash:		
TREASURER'S OFFICE	\$ 100.00	
HIGH SCHOOL	50.00	
JUNIOR HIGH SCHOOL	50.00	
EASTERN, CENTRAL, WESTERN	150.00	
Change Cash:		
ATHLETIC CHANGE	\$ 3,000.00	
CAFETERIA CHANGE	440.00	
JUNIOR HIGH SCHOOL	100.00	
Cash with Fiscal Agent	0.00	
	-----	
Total Cash on Hand		3,890.00
		-----
Total Balances		\$ 11,935,897.55
		=====
Total Fund Balance		\$ 11,935,897.55
		=====
Depository Clearance Accounts:		
	-----	
Total Clearance Account Balances		\$ 0.00

*James D. Whitford*

March 01, 2019 through March 31, 2019

Account Name : Lexington Local SD Managing Agency

Account No : 5750

## Summary Of Investment Holdings

Quantity	Description		Unit Value	Market Value	Tax Cost	Estimated Ann Inc	Yield To Mkt
<b>Money Markets - Taxable</b>							
349,760.87	Northern Instl Government Select Portfolio		1.0000	349,760.87	349,760.87	7,904.60	2.26%
<b>Totals</b>				<b>349,760.87</b>	<b>349,760.87</b>	<b>7,904.60</b>	<b>2.26%</b>
<b>Marketable CDs</b>							
125,000	First Foundation Bank	2.350%	06/28/2019	99.9891	124,986.38	125,000.00	2,937.50 2.35%
200,000	Capital One Bank USA NA	1.200%	08/12/2019	99.5150	199,030.00	200,000.00	2,400.00 1.21%
100,000	First Financial NW Inc WA	1.450%	08/19/2019	99.6379	99,637.90	100,000.00	1,450.00 1.46%
200,000	Abacus Federal Svgs Bk NY	1.250%	09/17/2019	99.4610	198,922.00	200,000.00	2,500.00 1.26%
30,000	First General Bank	2.200%	01/21/2020	99.7943	29,938.29	30,000.00	660.00 2.20%
200,000	Alma Bank NY	1.300%	06/10/2020	98.6105	197,221.00	200,000.00	2,600.00 1.32%
150,000	Community Fin'l Svcs Bk KY	1.500%	08/19/2020	98.6742	148,011.30	150,000.00	2,250.00 1.52%
248,000	Wells Fargo Bank NA	2.800%	09/14/2020	100.4762	249,180.98	248,000.00	6,944.00 2.79%
200,000	Marlin Business Bank	1.850%	10/13/2020	99.0703	198,140.60	200,000.00	3,700.00 1.87%
175,000	Unison Bank	1.500%	11/25/2020	99.2793	173,738.78	175,000.00	2,625.00 1.51%
200,000	Goldman Sachs Bank USA	1.850%	02/17/2021	98.8897	197,779.40	200,000.00	3,700.00 1.87%
200,000	MB Financial Bank NA	1.400%	03/30/2021	97.4697	194,939.40	200,000.00	2,800.00 1.44%
100,000	BankVista Sartell MN	1.400%	04/06/2021	97.9176	97,917.60	100,000.00	1,400.00 1.43%
200,000	Bank of Santa Clarita CA	1.400%	04/15/2021	97.8779	195,755.80	200,000.00	2,800.00 1.43%
125,000	HSBC Bank USA NA	2.150%	07/26/2021	99.1059	123,882.38	125,000.00	2,687.50 2.17%
200,000	Stearns Bank NA	1.950%	09/29/2021	98.4237	196,847.40	200,000.00	3,900.00 1.98%
200,000	Citibank NA	3.150%	10/26/2021	101.3029	202,605.80	200,000.00	6,300.00 3.11%
200,000	BMW Bank North America	3.050%	12/28/2021	100.9857	201,971.40	200,000.00	6,100.00 3.02%
100,000	Medallion Bank Utah	3.500%	01/10/2022	100.9754	100,975.40	100,000.00	3,500.00 3.47%
150,000	TIAA FSB	2.850%	02/22/2022	100.3558	150,533.70	150,000.00	4,275.00 2.84%
200,000	Bridgewater Bank Bloom MN	1.900%	02/28/2022	97.6819	195,363.80	200,000.00	3,800.00 1.95%
200,000	Continental Bank UT	1.900%	06/22/2022	97.2859	194,571.80	200,000.00	3,800.00 1.95%
200,000	American Express Centurion	2.400%	09/12/2022	98.0221	196,044.20	200,000.00	4,800.00 2.45%

March 01, 2019 through March 31, 2019

Account Name : Lexington Local SD Managing Agency

Account No : 5750

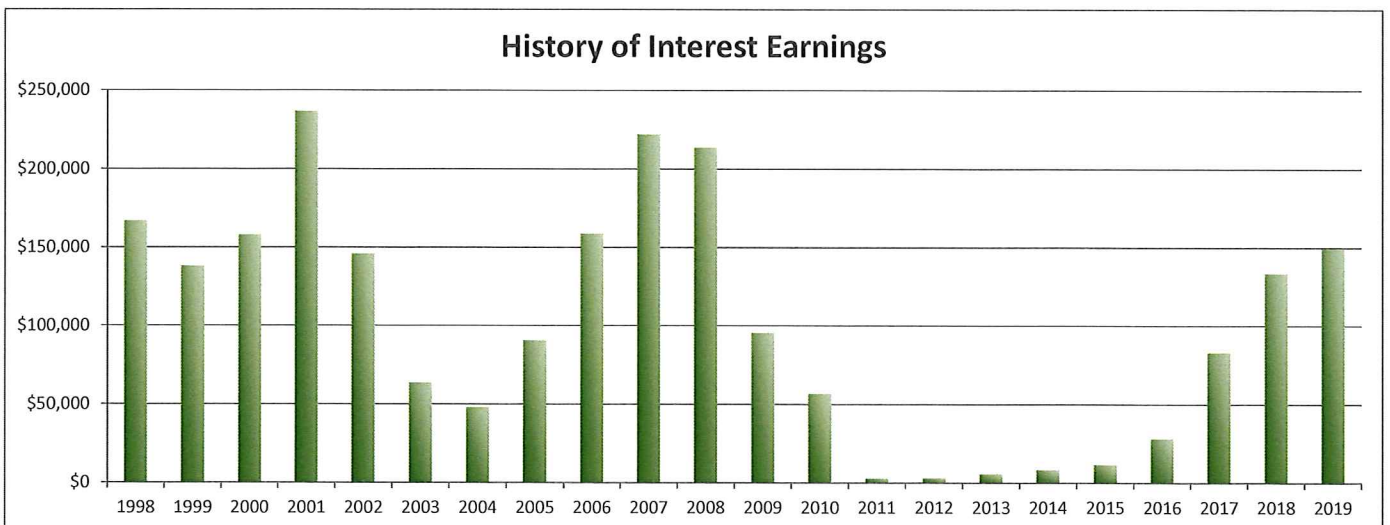
## Summary Of Investment Holdings

Quantity	Description			Unit Value	Market Value	Tax Cost	Estimated Ann Inc	Yield To Mkt
200,000	Discover Bank	2.250%	09/27/2022	98.1268	196,253.60	200,000.00	4,500.00	2.29%
200,000	Sallie Mae Bank SLC UT	2.500%	12/13/2022	98.8004	197,600.80	200,000.00	5,000.00	2.53%
25,000	State Bank of India NY	3.000%	03/06/2023	100.4737	25,118.43	25,000.00	750.00	2.99%
<i>Totals</i>					<b>4,286,968.14</b>	<b>4,328,000.00</b>	<b>88,179.00</b>	<b>2.06%</b>
<u>U.S. Govt Agv-Non-Ex St-Int Only</u>								
200,000	FHLMC	1.300%	10/25/2019	99.3440	198,688.00	200,000.00	2,600.00	1.31%
300,000	FNMA	1.300%	07/28/2020	98.5995	295,798.50	300,000.00	3,900.00	1.32%
<i>Totals</i>					<b>494,486.50</b>	<b>500,000.00</b>	<b>6,500.00</b>	<b>1.31%</b>
<i>Grand Total</i>					<b>5,131,215.51</b>	<b>5,177,760.87</b>	<b>102,583.60</b>	<b>2.00%</b>

**LEXINGTON LOCAL SCHOOLS**  
**INVESTMENT REPORT FOR THE MONTH ENDING**  
**MARCH 31, 2019**

<b>INTEREST EARNED:</b>	<b>THIS MONTH</b>	<b>FISCAL YEAR TO DATE</b>
Richland Bank, General Sweep	\$4,394.97	\$19,105.76
Richland Bank, General MMA	\$2,953.34	\$49,120.79
Richland Bank, Anthem Sweep	\$2,061.92	\$19,098.61
Star Ohio	\$0.00	\$0.00
CDs, Bonds, and other investments	\$9,712.93	\$62,173.26
<b>TOTAL INTEREST RECEIVED</b>	<b>\$19,123.16</b>	<b>\$149,498.42</b>

<b>History of Interest Earnings</b>	<b>Fiscal Year</b>	<b>Interest Earnings</b>
	1998	\$ 167,057.52
	1999	\$ 138,113.69
	2000	\$ 157,991.72
	2001	\$ 236,839.79
	2002	\$ 146,052.34
	2003	\$ 63,712.36
	2004	\$ 47,970.95
	2005	\$ 90,719.94
	2006	\$ 158,724.51
	2007	\$ 221,998.86
	2008	\$ 213,660.34
	2009	\$ 95,639.63
	2010	\$ 56,860.22
	2011	\$ 3,001.78
	2012	\$ 3,090.00
	2013	\$ 5,758.97
	2014	\$ 8,349.92
	2015	\$ 11,765.22
	2016	\$ 28,300.22
	2017	\$ 83,194.26
	2018	\$ 133,582.49
<b>FISCAL Year To Date</b>	<b>2019</b>	<b>\$149,498.42</b>
<b>Total Interest Earnings 1998 to Present</b>		<b>\$ 2,221,883.15</b>



Processing Month: March 2019

LEXINGTON LOCAL SCHOOLS

(FINSUM)

Fnd	Sec	Description	Beginning Balance	MTD Revenues	FYTD Revenues	MTD Expenditures	FYTD Expenditures	Current Available Balance
001	0000	GENERAL FUND	9,575,829.51	4,857,041.18	19,568,662.55	2,184,503.29	18,458,408.09	10,686,083.97
001	9412	GENERAL BUDGET RESERVE SE	87,928.97	.00	.00	.00	.00	87,928.97
002	0000	BOND RETIREMENT FUND	1,925.89	.00	.00	.00	.00	1,925.89
003	0000	PERMANENT IMPROVEMENT FUN	44,751.40	238,911.64	613,981.88	1,252.47	672,961.66	14,228.38-
006	0000	FOOD SERVICE FUND	4,848.21	62,324.81	469,661.51	59,875.93	531,609.76	57,100.04-
007	9100	LEXINGTON MINUTEMEN ACADE	14,214.53	4,972.71	7,661.62	.00	5,300.00	16,576.15
007	9800	TERRY MCCANNON SCHOLARSHI	13,043.45	19.92	166.23	.00	500.00	12,709.68
018	9100	HIGH SCHOOL PRINCIPAL'S F	1,508.57	5,909.06	9,211.71	267.73	3,806.74	6,913.54
018	9200	JUNIOR HIGH PRINCIPAL'S F	2,854.95	119.00	4,364.78	.00	3,309.49	3,910.24
018	9300	EASTERN PRINCIPAL'S FUND	6,168.59	11.60	4,109.19	504.19	5,679.42	4,598.36
018	9301	EASTERN ELEMENTARY BOOKFA	10,101.57	.00	2,894.46	.00	3,525.93	9,470.10
018	9302	EASTERN ELEMENTARY MATH	1,604.30	.00	.00	.00	367.78	1,236.52
018	9303	EASTERN RUN CLUB	.00	.00	206.68	.00	.00	206.68
018	9400	CENTRAL PRINCIPAL'S FUND	8,372.37	264.29	2,343.49	1,276.08	2,592.30	8,123.56
018	9401	CENTRAL ELEMENTARY BOOKFA	2,485.22	12.00	2,476.10	.00	1,478.48	3,482.84
018	9402	CENTRAL ELEMENTARY ART	1,460.00	.00	.00	228.63	228.63	1,231.37
018	9500	WESTERN PRINCIPAL'S FUND	13,894.90	419.09	3,853.84	200.00	2,163.48	15,585.26
018	9501	WESTERN ELEMENTARY BOOKFA	2,677.47	.00	3,623.12	.00	3,620.78	2,679.81
018	9503	WESTERN ELEMENTARY ART	1,432.42	.00	.00	.00	.00	1,432.42
018	9901	JUNIOR HIGH TEACHER ADVIS	109.25	.00	.00	.00	.00	109.25
019	9001	ACADEMIC BOOSTERS GRANTS	769.07	.00	.00	.00	.00	769.07
019	9121	CENTRAL ELEMENTARY PTO GR	403.65	23.84	1,111.51	100.00	553.60	961.56
019	9122	EASTERN ELEMENTARY PTO GR	376.22	23.83	1,111.51	.00	268.22	1,219.51
019	9123	WESTERN ELEMENTARY PTO GR	3,536.40	23.83	1,111.51	1,044.00	1,372.03	3,275.88
019	9200	RICHLAND COUNTY FOUNDATIO	200.00	.00	.00	.00	.00	200.00
019	9218	RICH CO FOUND-WRITE STUFF	.00	.00	1,172.57	206.94	643.43	529.14
019	9301	RICH CO FOUND/SECO ROBOTI	600.00	.00	.00	330.00	362.26	237.74
019	9302	RICH CO RETIRED TEACHERS	.00	150.00	150.00	.00	.00	150.00
022	9601	OHSAA TOURNAMENT AGENCY F	6,676.66	2,964.90	22,823.11	5,953.84	31,681.75	2,181.98-
024	0000	EMPLOYEE BENEFITS FUND FD	1,511,703.50	445,008.77	3,510,996.34	689,317.52	3,963,525.29	1,059,174.55
200	9101	HIGH SCHOOL ART CLUB	93.76	.00	.00	.00	.00	93.76
200	9102	HIGH SCHOOL DRAMA CLUB	31,102.75	2,220.00	2,220.00	.00	5,471.03	27,851.72
200	9103	HIGH SCHOOL MATH CLUB	52.70	.00	.00	.00	.00	52.70
200	9104	HIGH SCHOOL LEADERSHIP CO	576.82	.00	.00	.00	.00	576.82
200	9105	HIGH SCHOOL FRENCH CLUB	257.37	.00	35.00	.00	.00	292.37
200	9107	HIGH SCHOOL SPANISH CLUB	706.04	174.35	174.35	.00	20.00	860.39
200	9108	HIGH SCHOOL LED CLUB	3,216.18	.00	553.10	.00	394.05	3,375.23
200	9114	HIGH SCHOOL STUDENT COUNC	1,318.86	.00	804.25	.00	255.69	1,867.42
200	9115	HIGH SCHOOL KEY CLUB	1,492.57	13.00	455.00	.00	841.97	1,105.60
200	9116	HIGH SCHOOL CHESS CLUB	321.00	.00	.00	.00	.00	321.00
200	9119	HIGH SCHOOL YEARBOOK FUND	52,511.73	115.00	12,130.00	.00	19,980.78	44,660.95
200	9120	HIGH SCHOOL JOURNALISM FU	505.44	.00	.00	.00	.00	505.44
200	9121	HIGH SCHOOL NATIONAL HOND	852.23	.00	2,218.00	272.20	2,205.18	865.05
200	9201	JUNIOR HIGH ART CLUB	485.13	.00	56.20	.00	.00	541.33
200	9204	JUNIOR HIGH STUDENT COUNC	887.62	.00	1,217.35	.00	457.76	1,647.21
200	9205	JUNIOR HIGH LIBRARY CLUB	77.65	.00	.00	.00	.00	77.65

Processing Month: March 2019

(FINSUM)

## LEXINGTON LOCAL SCHOOLS

Fnd	Sec	Description	Beginning Balance	MTD Revenues	FYTD Revenues	MTD Expenditures	FYTD Expenditures	Current Available Balance
200	9301	EASTERN ELEMENTARY STUDEN	1,182.41	.00	1,049.98	.00	816.96	1,415.43
200	9302	EASTERN ELEMENTARY ROBOTI	.00	.00	855.00	.00	143.30	711.70
200	9611	HIGH SCHOOL INFORMED TEEN	903.63	.00	.00	.00	.00	903.63
200	9612	JUNIOR HIGH INFORMED TEEN	424.40	16.68	48.96	.00	.00	473.36
300	9115	JAZZ BAND	2,225.81	.00	.00	.00	.00	2,225.81
300	9116	CHOIR	1,102.20	.00	.00	.00	92.00	1,010.20
300	9206	JUNIOR HIGH PHYS ED DEPAR	3,089.95	.00	2,395.00	.00	1,910.01	3,574.94
300	9210	JR HIGH INSTRUMENTAL	41.03	.00	.00	.00	.00	41.03
300	9600	ATHLETIC FUND	26,558.57	1,225.00	180,052.80	8,402.81	198,946.41	7,664.96
300	9601	ATHLETIC CAPITAL FUND	26,000.00	.00	13,000.00	.00	.00	39,000.00
300	9602	ORCHESTRA	63.22	.00	.00	.00	.00	63.22
300	9603	ELEMENTARY MUSIC	1,587.41	388.00	388.00	.00	179.84	1,795.57
300	9605	BAND	232.95	.00	.00	.00	.00	232.95
451	9019	Network Connectivity FY 2	.00	4,500.00	9,000.00	.00	9,000.00	.00
499	9018	SECONDARY TRANSITION ENHA	.00	.00	1,171.00	.00	1,171.00	.00
499	9019	SCHOOL SAFETY GRANT	.00	.00	13,136.25	.00	13,136.25	.00
516	9018	IDEA-B SPECIAL EDUCATION	45,581.14-	.00	86,225.54	.00	40,644.40	.00
516	9019	IDEA-B SPECIAL EDUCATION	.00	36,033.21	287,012.75	78,211.46	342,758.02	55,745.27-
572	9018	TITLE I FY18	16,104.31-	.00	51,049.39	.00	34,945.08	.00
572	9019	TITLE I FY19	.00	30,056.01	174,527.69	22,291.08	180,555.84	6,028.15-
587	9018	EARLY CHILDHOOD SPECIAL E	515.19-	.00	515.19	.00	.00	.00
587	9019	EARLY CHILDHOOD SPECIAL E	.00	1,288.34	7,700.58	1,434.98	8,522.67	822.09-
590	9019	TITLE II-A IMPROVING TEAC	.00	9,928.77	47,768.68	7,467.74	50,294.72	2,526.04-
599	9019	TITLE IV	.00	.00	8,239.00	.00	8,239.00	.00
		Grand Total All Funds	11,415,145.86	5,704,158.83	25135,692.77	3,063,140.89	24614,941.08	11935,897.55
		Total Invested Funds	.00					

DATE: 04/02/2019  
TIME: 13:58:32OHIO DEPARTMENT OF EDUCATION - OFFICE OF SCHOOL MANAGEMENT ASSISTANCE  
ANNUAL SPENDING PLAN (CURRENT OPERATION - GENERAL FUND ONLY - O.R.C. 5705.391)

PAGE: 1

SCHOOL DISTRICT: LEXINGTON LOCAL SCHOOLS

IRM # 049437

COUNTY: RICHLAND

FISCAL YEAR: 2019 MONTH: 03

	MONTHLY ESTIMATE	MONTHLY ACTUAL	MONTHLY DIFFERENCE	FISCAL YTD ESTIMATE	FISCAL YTD ACTUAL	FISCAL YTD DIFFERENCE
REVENUES						
01.010 General Property (Real Estate)	3,400,000	3,847,932	447,932	9,430,243	9,563,206	132,963
01.020 Tangible Personal Property Tax	24,000	45,609	21,609	284,000	319,360	35,360
01.030 Income Tax	0	0	0	0	0	0
01.035 Unrestricted Grants-in-Aid	835,000	874,726	39,726	7,911,582	8,154,323	242,741
01.040 Restricted Grants-in-Aid	7,000	5,486	1,514-	58,200	48,434	9,764-
01.045 Restricted Grants-in-Aid - SFSF	0	0	0	0	0	0
01.050 Property Tax Allocation	0	47,999	47,999	891,000	920,185	29,185
01.060 All Other Operating Revenue	147,000	35,289	111,711-	399,000	501,865	102,865
01.070 Total Revenue	4,413,000	4,857,041	444,041	18,974,025	19,507,375	533,350
OTHER FINANCING SOURCES						
02.010 Proceeds from Sale of Notes	0	0	0	0	0	0
02.020 State Emergency Loans & Advancements (Approved)	0	0	0	0	0	0
02.040 Operating Transfers-In	0	0	0	0	0	0
02.050 Advances-In	0	0	0	0	0	0
02.060 All Other Financing Sources	0	0	0	84,000	61,288	22,712-
02.070 Total Other Financing Sources	0	0	0	84,000	61,288	22,712-
02.080 Total Revenues and Other Financing Sources	4,413,000	4,857,041	444,041	19,058,025	19,568,663	510,638
EXPENDITURES						
03.010 Personal Services	1,100,000	1,110,220	10,220	9,973,000	9,902,050	70,950-
03.020 Employees' Retirement/Insurance Benefits	555,000	553,350	1,650-	4,901,000	4,666,695	234,305-
03.030 Purchased Services	275,000	442,279	167,279	3,042,000	2,989,392	52,608-
03.040 Supplies and Materials	25,000	57,284	32,284	590,000	694,300	104,300
03.050 Capital Outlay	2,100	949	1,151-	95,600	43,021	52,579-
03.060 Intergovernmental	0	0	0	0	0	0
04.010 Debt Service: All Principal (Historical)	0	0	0	0	0	0
04.020 Debt Service: Principal - Notes	0	0	0	0	0	0
04.030 Debt Service: Principal - State Loans	0	0	0	0	0	0
04.040 Debt Service: Principal - State Advancements	0	0	0	0	0	0
04.050 Debt Service: Principal - HB 264 Loans	0	0	0	0	0	0
04.055 Debt Service: Principal - Other	0	0	0	0	0	0
04.060 Debt Service: Interest and Fiscal Charges	0	0	0	0	0	0
04.300 Other Objects	13,000	20,422	7,422	158,500	162,949	4,449
04.500 Total Expenditures	1,970,100	2,184,504	214,404	18,760,100	18,458,407	301,693-
OTHER FINANCING USES						
05.010 Operating Transfers - Out	0	0	0	0	0	0
05.020 Advances - Out	0	0	0	0	0	0
05.030 All Other Financing Uses	0	0	0	0	0	0
05.040 Total Other Financing Uses	0	0	0	0	0	0
05.050 Total Expenditure and Other Financing Uses	1,970,100	2,184,504	214,404	18,760,100	18,458,407	301,693-
06.010 Excess Rev & Oth Financing Sources over(under) Exp &	2,442,900	2,672,537	229,637	297,925	1,110,256	812,331
07.010 Beginning Cash Balance	7,518,783	8,101,477	582,694	9,663,758	9,663,758	0
07.020 Ending Cash Balance	9,961,683	10,774,014	812,331	9,961,683	10,774,014	812,331
08.010 Outstanding Encumbrances	950,000	886,720	63,280-	950,000	886,720	63,280-



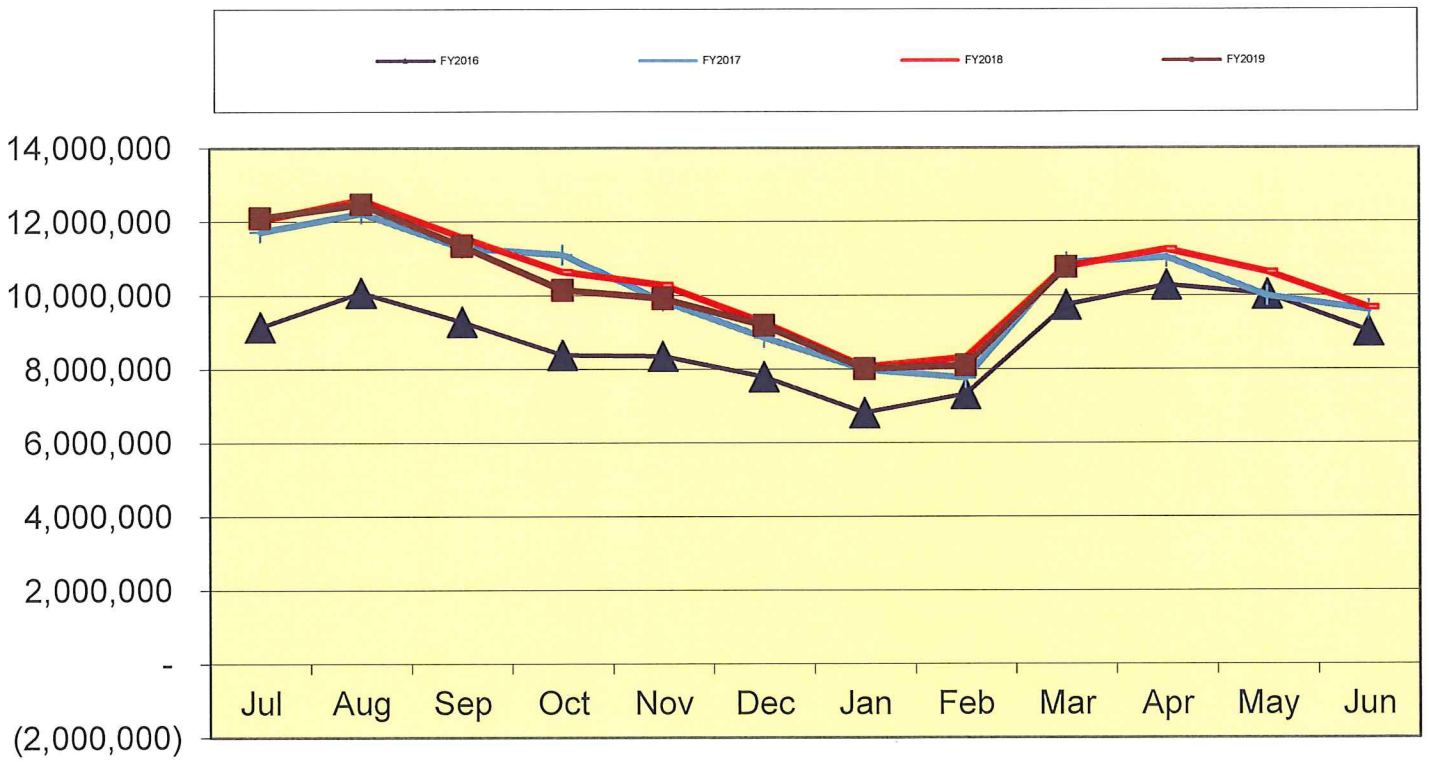
SCHOOL DISTRICT: LEXINGTON LOCAL SCHOOLS      IAW # 049437      COUNTY: RICHLAND      FISCAL YEAR: 2019      QUARTER: 3

	QUARTERLY ESTIMATE	QUARTERLY ACTUAL	QUARTERLY DIFFERENCE	FISCAL YTD ESTIMATE	FISCAL YTD ACTUAL	FISCAL YTD DIFFERENCE
<b>REVENUES</b>						
01.010 General Property (Real Estate)	4,641,219	4,987,752	346,533	9,430,243	9,563,206	132,963
01.020 Tangible Personal Property Tax	24,000	45,609	21,609	284,000	319,360	35,360
01.030 Income Tax	0	0	0	0	0	0
01.035 Unrestricted Grants-in-Aid	2,520,000	2,677,068	157,068	7,911,582	8,154,323	242,741
01.040 Restricted Grants-in-Aid	21,000	14,389	6,611-	58,200	48,436	9,764-
01.045 Restricted Grants-in-Aid - SFSF	0	0	0	0	0	0
01.050 Property Tax Allocation	0	47,999	47,999	891,000	920,185	29,185
01.060 All Other Operating Revenue	207,000	147,432	59,568-	399,000	501,865	102,865
01.070 Total Revenue	7,413,219	7,920,249	507,030	18,974,025	19,507,375	533,350
<b>OTHER FINANCING SOURCES</b>						
02.010 Proceeds from Sale of Notes	0	0	0	0	0	0
02.020 State Emergency Loans & Advancements (Approved)	0	0	0	0	0	0
02.040 Operating Transfers-In	0	0	0	0	0	0
02.050 Advances-In	0	0	0	0	0	0
02.060 All Other Financing Sources	1,000	4,000	3,000	84,000	61,288	22,712-
02.070 Total Other Financing Sources	1,000	4,000	3,000	84,000	61,288	22,712-
02.080 Total Revenues and Other Financing Sources	7,414,219	7,924,249	510,030	19,058,025	19,568,663	510,638
<b>EXPENDITURES</b>						
03.010 Personal Services	3,380,000	3,331,761	48,239-	9,973,000	9,902,050	70,950-
03.020 Employees' Retirement/Insurance Benefits	1,645,000	1,667,096	2,096	4,901,000	4,666,695	234,305-
03.030 Purchased Services	1,109,000	1,146,130	37,130	3,042,000	2,989,392	52,608-
03.040 Supplies and Materials	109,000	159,556	50,556	590,000	694,300	104,300
03.050 Capital Outlay	18,100	2,465	15,635-	95,600	43,021	52,579-
03.060 Intergovernmental	0	0	0	0	0	0
04.010 Debt Service: All Principal (Historical)	0	0	0	0	0	0
04.020 Debt Service: Principal - Notes	0	0	0	0	0	0
04.030 Debt Service: Principal - State Loans	0	0	0	0	0	0
04.040 Debt Service: Principal - State Advancements	0	0	0	0	0	0
04.050 Debt Service: Principal - HB 264 Loans	0	0	0	0	0	0
04.055 Debt Service: Principal - Other	0	0	0	0	0	0
04.060 Debt Service: Interest and Fiscal Charges	0	0	0	0	0	0
04.300 Other Objects	24,000	35,380	11,380	158,500	162,949	4,449
04.500 Total Expenditures	6,305,100	6,342,388	37,288	18,760,100	18,458,407	301,693-
<b>OTHER FINANCING USES</b>						
05.010 Operating Transfers - Out	0	0	0	0	0	0
05.020 Advances - Out	0	0	0	0	0	0
05.030 All Other Financing Uses	0	0	0	0	0	0
05.040 Total Other Financing Uses	0	0	0	0	0	0
05.050 Total Expenditure and Other Financing Uses	6,305,100	6,342,388	37,288	18,760,100	18,458,407	301,693-
06.010 Excess Rev & Oth Financing Sources over (under) Exp &	1,109,119	1,581,861	472,742	297,925	1,110,256	812,331
07.010 Beginning Cash Balance	8,852,564	9,192,153	339,589	9,663,758	9,663,758	0
07.020 Ending Cash Balance	9,961,683	10,774,014	812,331	9,961,683	10,774,014	812,331
08.010 Outstanding Encumbrances	950,000	886,720	63,280-	950,000	886,720	63,280-

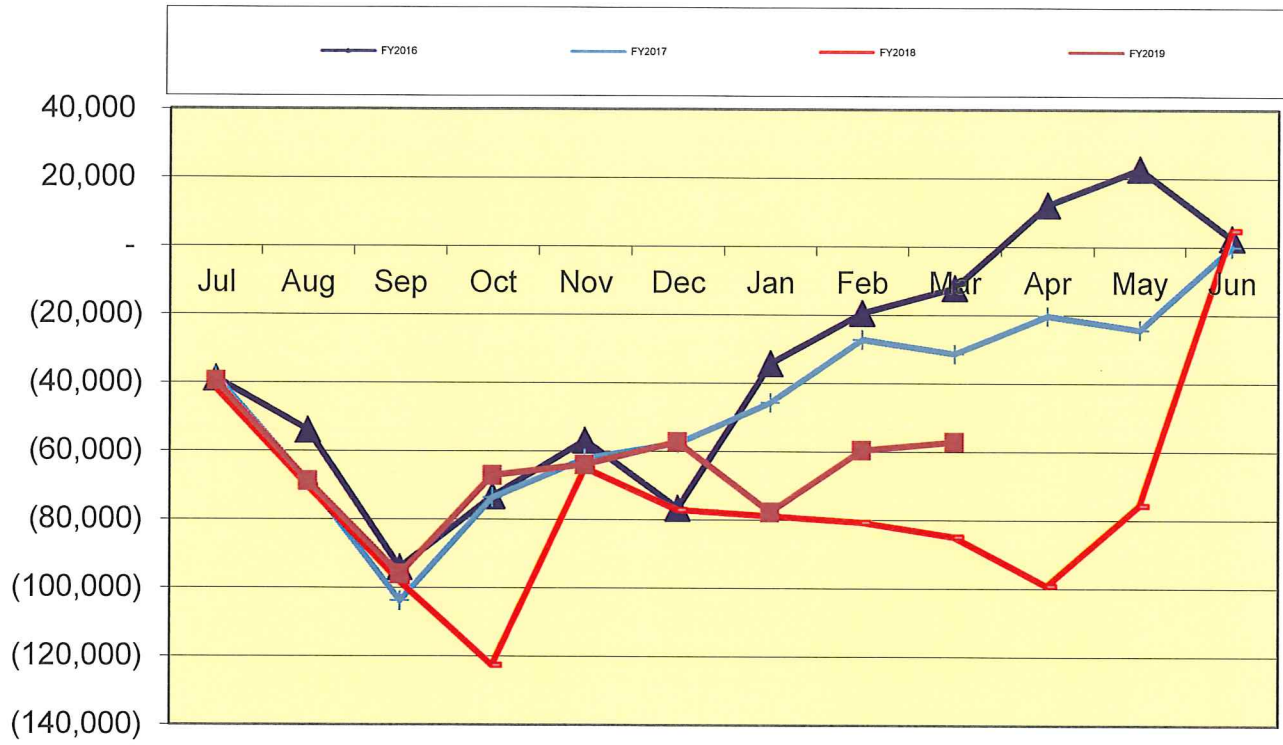
**LEXINGTON LOCAL SCHOOL DISTRICT  
GENERAL FUND ONLY 2018-19  
SUMMARY OF RECEIPTS AND EXPENDITURES - FIVE YEAR FORECAST FORMAT**

LINE 7.010	BEGINNING CASH BALANCE		\$	9,663,758		
	3/31/2019	FISCAL	FISCAL		VARIANCE	PERCENT
		YEAR TO DATE	YEAR TO DATE		Estimate vs.	of
	REVENUES	Estimate	Actual		Actual	VARIANCE
LINE 1.010	Real Estate Tax	\$ 9,430,243	\$ 9,563,206		\$132,963	1.41%
LINE 1.020	Personal Property Tax	\$ 284,000	\$ 319,360		\$35,360	12.45%
LINE 1.030	Income Tax	\$ -	\$ -		\$0	
LINE 1.035	State Funding	\$ 7,911,582	\$ 8,154,323		\$242,741	3.07%
LINE 1.040	Career Tech / Economic Disadv.	\$ 58,200	\$ 48,436		(\$9,764)	-16.78%
LINE 1.050	Property Tax Allocation	\$ 891,000	\$ 920,185		\$29,185	3.28%
LINE 1.060	Other Operating Revenue	\$ 399,000	\$ 501,865		\$102,865	25.78%
LINE 1.070	TOTAL REVENUE	\$ 18,974,025	\$ 19,507,375		\$533,350	2.81%
			\$ -			
LINE 2.01	Proceeds from Notes	\$ -	\$ -		\$0	
LINE 2.04	Transfers In	\$ -	\$ -		\$0	
LINE 2.050	Advances In	\$ -	\$ -		\$0	#DIV/0!
LINE 2.060	Other Financing Sources	\$ 84,000	\$ 61,288		(\$22,712)	-27.04%
LINE 2.070	TOTAL OTHER SOURCES	\$ 84,000	\$ 61,288		(\$22,712)	-27.04%
LINE 2.080	TOTAL REVENUES & Sources	\$ 19,058,025	\$ 19,568,663		\$510,638	2.68%
	EXPENSES					
LINE 3.010	Salaries	\$ 9,973,000	\$ 9,902,050		\$70,950	0.71%
LINE 3.020	Retirement and Benefits	\$ 4,901,000	\$ 4,666,695		\$234,305	4.78%
LINE 3.030	Purchased Services	\$ 3,042,000	\$ 2,989,392		\$52,608	1.73%
LINE 3.040	Supplies and Materials	\$ 590,000	\$ 694,300		(\$104,300)	-17.68%
LINE 3.050	Capital Outlay and Equipment	\$ 95,600	\$ 43,021		\$52,579	55.00%
LINE 3.06	INTERGOVERNMENTAL	\$ -	\$ -		\$0	
LINE 4.020	DEBT SERVICE - Notes	\$ -	\$ -		\$0	
LINE 4.060	DEBT SERVICE - Interest charges	\$ -	\$ -		\$0	
LINE 4.300	Other Objects	\$ 158,500	\$ 162,949		(\$4,449)	-2.81%
LINE 4.500	TOTAL EXPENDITURES	\$ 18,760,100	\$ 18,458,407		\$301,693	1.61%
			\$ -			
LINE 5.00	TRANSFERS OUT	\$ -	\$ -		\$0	
LINE 5.02	ADVANCES OUT	\$ -	\$ -		\$0	
LINE 5.03	ALL OTHER USES	\$ -	\$ -		\$0	
LINE 5.040	TOTAL OTHER USES	\$ -	\$ -		\$0	
LINE 5.050	TOTAL EXPENDITURES & USES	\$ 18,760,100	\$ 18,458,407		\$301,693	1.61%
		Estimate	Actual		Variance	
LINE 6.010	REVENUES OVER EXPENSES	\$ 297,925	\$ 1,110,256		\$812,331	
LINE 7.020	ENDING CASH BALANCE	\$ 9,961,683	\$ 10,774,014		\$812,331	
	Less Reserves	\$ (87,929)	\$ (87,929)		\$ -	
LINE 8.010	Less Outstanding Encumbrances	\$ (950,000)	\$ (886,720)		\$ 63,280	-6.66%
LINE 15.010	Unreserved Fund Balance	\$ 8,923,754	\$ 9,799,365		\$875,611	9.81%
	Salaries/Benefits as % of Revenue	Estimate 78.4%	Actual 74.7%		Benchmark Yr. End 80.1% or below	
	True Days Cash - Calendar Days on which can operate	130	145		90 or above optimal	

### Lexington Local Schools General Fund Cash Balance

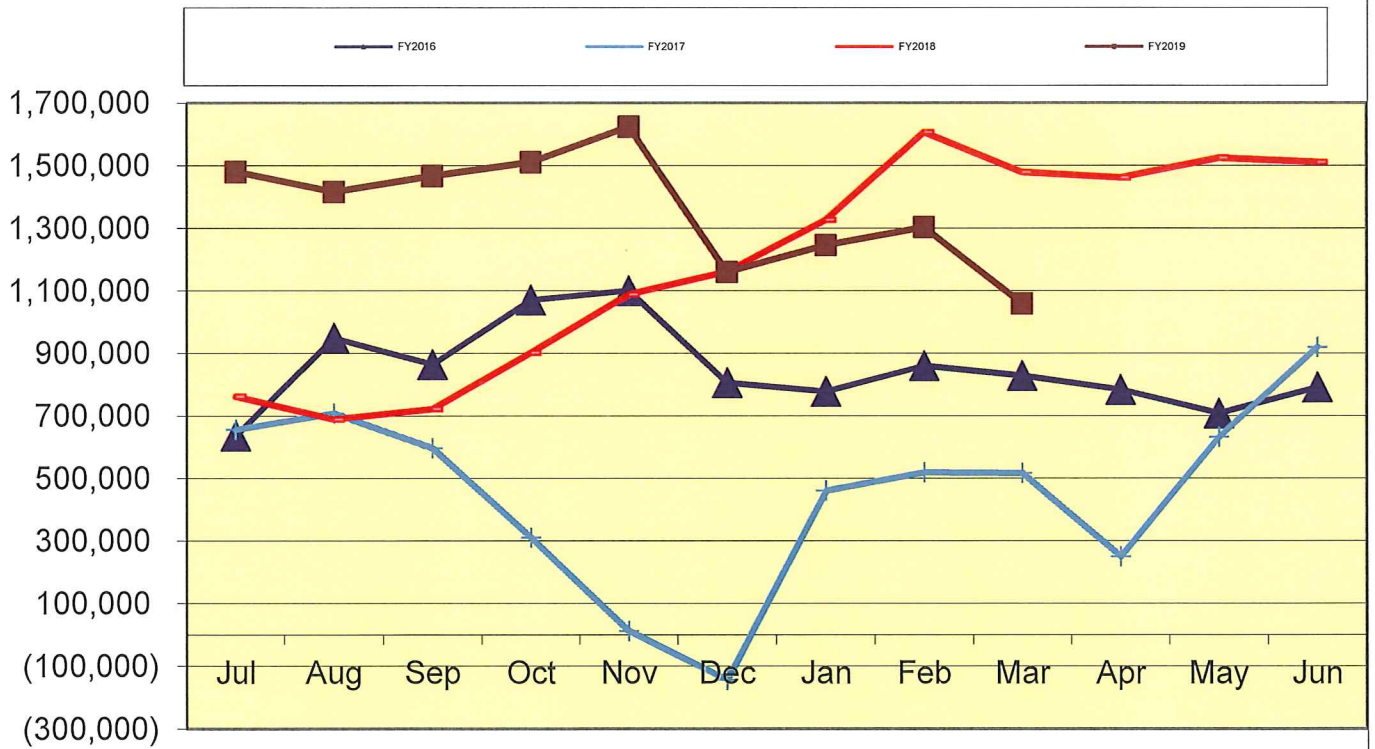


### Lexington Local Schools Food Service Fund Cash Balance





### Lexington Local Schools Employee Benefits Fund Cash Balance



Lexington Local Schools

Permanent Improvement Fund  
3/31/2019

	Budgeted Amount	Actual Fiscal Year Expended	Current Encumbrances	Expenses / Encumbrances Over/Under Estimate	Remaining Estimated PI Project Costs
<b>Instruction and Administration</b>					
Instrumental Music Equipment	\$ 5,129.19	\$ 4,655.08	\$ 306.00	\$168.11	\$168.11
Western Reading Materials/Furniture	\$ 32,317.64	\$ 32,860.82	\$ 216.78	(\$759.96)	\$0.00
Central Reading Materials/Furniture	\$ 15,019.87	\$ 14,157.13	\$ 125.00	\$737.74	\$737.74
Central Music Equipment	\$ 933.55	\$ 1,098.28	\$ -	(\$164.73)	\$0.00
Western/Eastern Music Equipment	\$ 626.98	\$ 626.98	\$ -	\$0.00	\$0.00
3 Portable AED Units	\$ 4,647.21	\$ 4,361.41	\$ -	\$285.80	\$0.00
Eastern Reading Books/Materials	\$ 10,240.54	\$ 10,042.60	\$ 196.33	\$1.61	\$0.00
Central Adjustable Desk Lift	\$ 425.44	\$ 369.95	\$ -	\$55.49	\$0.00
Western Guidance Table / Stools	\$ 895.82	\$ 870.04	\$ -	\$25.78	\$0.00
JH Office Chairs	\$ 437.75	\$ 422.50	\$ -	\$15.25	\$0.00
JH PE Equipment	\$ 679.67	\$ -	\$ -	\$679.67	\$679.67
Security Office Equipment	\$ 1,308.82	\$ 1,365.10	\$ -	(\$56.28)	\$0.00
Central Reading Materials	\$ 3,000.00	\$ -	\$ -	\$3,000.00	\$3,000.00
Western Storage Cabinet	\$ 69.95	\$ -	\$ -	\$69.95	\$69.95
Western Music Room Chairs	\$ 1,264.44	\$ -	\$ -	\$1,264.44	\$1,264.44
Central Room Divider	\$ 500.88	\$ 500.88	\$ -	\$0.00	\$0.00
School Health Refrigerator	\$ 205.15	\$ 206.45	\$ -	(\$1.30)	\$0.00
<b>Maintenance</b>					
HS Roof Project	\$ 26,553.00	\$ 26,553.00	\$ -	\$0.00	\$0.00
JH Roof Project	\$ 13,684.00	\$ 13,684.00	\$ -	\$0.00	\$0.00
JH Roof Project (FY18 Carryover)	\$ 6,553.00	\$ 6,553.00	\$ -	\$0.00	\$0.00
Eastern Concrete Curb/Walkway	\$ 13,300.00	\$ 13,340.00	\$ -	(\$40.00)	\$0.00
JH Chair Lift	\$ 20,000.00	\$ 16,950.00	\$ -	\$3,050.00	\$0.00
HS New Security Recording System	\$ 9,000.00	\$ 9,000.00	\$ -	\$0.00	\$0.00
Window Film Security	\$ 25,866.25	\$ 26,809.26	\$ -	(\$943.01)	\$0.00
Camera/Monitor Upgrades (Elementaries/JH)	\$ 33,259.69	\$ 33,260.03	\$ -	(\$0.34)	\$0.00
Bollards (Approx. 40)	\$ 24,700.00	\$ 24,700.00	\$ -	\$0.00	\$0.00
HS Parking Lot Trench Asphaltting	\$ 12,970.00	\$ 14,015.00	\$ -	(\$1,045.00)	\$0.00
Security Fencing Western/Eastern	\$ 8,908.00	\$ 8,900.00	\$ -	\$8.00	\$0.00
Ohio School Safety Grant	\$ (13,136.25)	\$ (13,136.25)	\$ -	\$0.00	\$0.00
<b>Transportation</b>					
New buses	\$ 184,196.00	\$ 184,196.00	\$ -	\$0.00	\$0.00
<b>Technology</b>					
Computers, servers, tech equip., etc.	\$ 198,000.00	\$ 202,625.67	\$ 1,670.00	(\$6,295.67)	\$0.00
<b>Food Service</b>					
Food Service Equipment	\$ 751.85	\$ 748.96	\$ -	\$2.89	\$0.00
<b>Athletics and Student Activities</b>					
HS Athletics Equipment	\$ 24,570.00	\$ 22,442.50	\$ 1,670.00	\$457.50	\$0.00
Visitor Side FB Stadium Drainage System	\$ 3,780.00	\$ 3,780.00	\$ -	\$0.00	\$0.00
Portable AED Unit	\$ 1,549.07	\$ 1,406.17	\$ -	\$142.90	\$0.00
<b>Fees</b>					
Tax Collection Fees	\$ 14,500.00	\$ 5,597.10	\$ -	\$8,902.90	\$8,902.90
<b>Totals</b>					
	\$ 686,707.51	\$ 672,961.66	\$ 4,184.11	\$9,561.74	\$14,822.81
Total Budgeted	\$ 686,707.51				
Actual Cash Balance 7/1/18	\$ 44,751.40				
Revenues FY19 - Taxes from levy	\$ 613,981.88				
Expenditures FY19	\$ (672,961.66)				
Current Cash Balance	\$ (14,228.38)				
Current Encumbrances	\$ (4,184.11)				
Available Balance	\$ (18,412.49)				
Remaining Estimated Revenues FY19 - Taxes from levy	\$ 86,018.12				
Less: Remaining Estimated PI Project Costs	\$ (14,822.81)				
6/30/19 Estimated Carryover	\$ 52,782.82				

Lexington Local Schools

Food Service Fund 2018-19 vs. 2017-2018 vs. 2016-2017

							Beginning Balance 7/1/18	\$ 4,848
<b>2018-2019 Through 3/31/19</b>								
<i>Revenues</i>	District-Wide	High School	Junior High	Eastern	Central	Western	<b>Total</b>	
Student Type A, Ezpay, Misc	\$ -	\$ 70,553	\$ 33,383	\$ 35,443	\$ 30,792	\$ 26,079	\$ 196,250	
Student Break, Milk & A La Carte	\$ -	\$ 37,910	\$ 11,131	\$ 7,458	\$ 5,048	\$ 4,971	\$ 66,518	
Adult & Misc revenues	\$ 6,886	\$ 3,367	\$ 685	\$ 1,635	\$ 1,291	\$ 1,022	\$ 14,886	
State Reimb	\$ -	\$ -	\$ -	\$ -	\$ -	\$ -	\$ -	
Federal Reimb	\$ -	\$ 42,765	\$ 30,350	\$ 54,029	\$ 34,189	\$ 30,675	\$ 192,008	
Transfer In	\$ -	\$ -	\$ -	\$ -	\$ -	\$ -	\$ -	
<b>Total Revenues</b>	<b>\$ 6,886</b>	<b>\$ 154,595</b>	<b>\$ 75,549</b>	<b>\$ 98,565</b>	<b>\$ 71,320</b>	<b>\$ 62,747</b>	<b>\$ 469,662</b>	
<i>Expenses</i>								
Wages	\$ 36,346	\$ 82,750	\$ 41,985	\$ 28,753	\$ 26,111	\$ 26,382	\$ 242,327	
Severance	\$ -	\$ -	\$ -	\$ -	\$ -	\$ -	\$ -	
Retirement	\$ 8,723	\$ 14,690	\$ 7,555	\$ 7,573	\$ 5,204	\$ 4,722	\$ 48,467	
Medical	\$ 19,302	\$ 31,819	\$ 14,584	\$ 23,261	\$ 5,345	\$ -	\$ 94,311	
Life, Dent, MC, WC	\$ 1,224	\$ 3,113	\$ 1,931	\$ 1,340	\$ 934	\$ 553	\$ 9,095	
Purch Serv, Repairs, Phone, Post:	\$ 2,650	\$ 839	\$ 709	\$ 472	\$ 472	\$ 595	\$ 5,737	
Supplies	\$ 3,413	\$ 46,294	\$ 23,643	\$ 37,189	\$ 10,306	\$ 10,696	\$ 131,541	
Food Costs	\$ -	\$ -	\$ -	\$ -	\$ -	\$ -	\$ -	
Equipment	\$ 132	\$ -	\$ -	\$ -	\$ -	\$ -	\$ 132	
Other Costs	\$ -	\$ -	\$ -	\$ -	\$ -	\$ -	\$ -	
<b>Total Expenses</b>	<b>\$ 71,790</b>	<b>\$ 179,505</b>	<b>\$ 90,407</b>	<b>\$ 98,588</b>	<b>\$ 48,372</b>	<b>\$ 42,948</b>	<b>\$ 531,610</b>	
<b>Net Gain (Loss)</b>	<b>\$ (64,904)</b>	<b>\$ (24,910)</b>	<b>\$ (14,858)</b>	<b>\$ (23)</b>	<b>\$ 22,948</b>	<b>\$ 19,799</b>	<b>\$ (61,948)</b>	
							<b>Ending Cash Balance 3/31/19</b>	<b>\$ (57,100)</b>

							Beginning Balance 7/1/17	\$ 13
<b>2017-2018 Through 3/31/18</b>								
<i>Revenues</i>	District-Wide	High School	Junior High	Eastern	Central	Western	<b>Total</b>	
Student Type A, Ezpay, Misc	\$ -	\$ 72,888	\$ 30,292	\$ 35,308	\$ 27,921	\$ 24,365	\$ 190,774	
Student Break, Milk & A La Carte	\$ -	\$ 41,650	\$ 10,362	\$ 9,556	\$ 3,943	\$ 5,588	\$ 71,099	
Adult & Misc revenues	\$ 6,476	\$ 3,366	\$ 832	\$ 1,582	\$ 1,246	\$ 1,148	\$ 14,650	
State Reimb	\$ -	\$ -	\$ -	\$ -	\$ -	\$ -	\$ -	
Federal Reimb	\$ -	\$ 45,911	\$ 31,483	\$ 55,437	\$ 39,678	\$ 27,211	\$ 199,720	
Transfer In	\$ -	\$ -	\$ -	\$ -	\$ -	\$ -	\$ -	
<b>Total Revenues</b>	<b>\$ 6,476</b>	<b>\$ 163,815</b>	<b>\$ 72,969</b>	<b>\$ 101,883</b>	<b>\$ 72,788</b>	<b>\$ 58,312</b>	<b>\$ 476,243</b>	
<i>Expenses</i>								
Wages	\$ 35,744	\$ 88,482	\$ 39,768	\$ 27,216	\$ 25,820	\$ 25,641	\$ 242,671	
Severance	\$ -	\$ -	\$ -	\$ -	\$ -	\$ -	\$ -	
Retirement	\$ 8,567	\$ 17,715	\$ 6,664	\$ 6,244	\$ 6,269	\$ 4,846	\$ 50,305	
Medical	\$ 20,459	\$ 37,976	\$ 17,993	\$ 24,655	\$ 5,666	\$ -	\$ 106,749	
Life, Dent, MC, WC	\$ 1,268	\$ 3,307	\$ 1,907	\$ 1,270	\$ 974	\$ 559	\$ 9,285	
Purch Serv, Repairs, Phone, Post:	\$ 2,940	\$ 1,358	\$ 1,031	\$ 1,121	\$ 923	\$ 493	\$ 7,866	
Supplies	\$ 3,181	\$ -	\$ -	\$ -	\$ -	\$ -	\$ 3,181	
Food Costs	\$ -	\$ 56,647	\$ 22,405	\$ 40,247	\$ 11,380	\$ 10,373	\$ 141,052	
Equipment	\$ -	\$ -	\$ -	\$ -	\$ -	\$ -	\$ -	
Other Costs	\$ -	\$ -	\$ -	\$ -	\$ -	\$ -	\$ -	
<b>Total Expenses</b>	<b>\$ 72,159</b>	<b>\$ 205,485</b>	<b>\$ 89,768</b>	<b>\$ 100,753</b>	<b>\$ 51,032</b>	<b>\$ 41,912</b>	<b>\$ 561,109</b>	
<b>Net Gain (Loss)</b>	<b>\$ (65,683)</b>	<b>\$ (41,670)</b>	<b>\$ (16,799)</b>	<b>\$ 1,130</b>	<b>\$ 21,756</b>	<b>\$ 16,400</b>	<b>\$ (84,866)</b>	
							<b>Ending Cash Balance 3/31/18</b>	<b>\$ (84,853)</b>

							Beginning Balance 7/1/16	\$ 2,553
<b>2016-2017 Through 3/31/17</b>								
<i>Revenues</i>	District-Wide	High School	Junior High	Eastern	Central	Western	<b>Total</b>	
Student Type A, Ezpay, Misc	\$ -	\$ 80,185	\$ 35,618	\$ 35,822	\$ 30,265	\$ 27,186	\$ 209,076	
Student Break, Milk & A La Carte	\$ -	\$ 50,515	\$ 14,294	\$ 8,795	\$ 4,641	\$ 4,703	\$ 82,948	
Adult & Misc revenues	\$ 19,086	\$ 5,643	\$ 1,138	\$ 1,882	\$ 1,910	\$ 977	\$ 30,636	
State Reimb	\$ -	\$ 1,309	\$ 967	\$ 1,480	\$ 1,138	\$ 797	\$ 5,691	
Federal Reimb	\$ -	\$ 48,773	\$ 37,609	\$ 55,740	\$ 42,999	\$ 31,032	\$ 216,153	
<b>Total Revenues</b>	<b>\$ 19,086</b>	<b>\$ 186,425</b>	<b>\$ 89,626</b>	<b>\$ 103,719</b>	<b>\$ 80,953</b>	<b>\$ 64,695</b>	<b>\$ 544,504</b>	
<i>Expenses</i>								
Wages	\$ 35,120	\$ 89,219	\$ 41,310	\$ 28,050	\$ 25,877	\$ 24,699	\$ 244,275	
Severance	\$ -	\$ -	\$ -	\$ -	\$ -	\$ -	\$ -	
Retirement	\$ 8,397	\$ 19,140	\$ 6,861	\$ 7,764	\$ 4,974	\$ 4,044	\$ 51,180	
Medical	\$ 18,298	\$ 33,078	\$ 20,775	\$ 22,052	\$ 1,839	\$ -	\$ 96,042	
Life, Dent, MC, WC	\$ 1,133	\$ 2,948	\$ 1,771	\$ 1,207	\$ 656	\$ 466	\$ 8,181	
Purch Serv, Repairs, Phone, Post:	\$ 2,871	\$ 6,854	\$ 1,149	\$ 538	\$ 812	\$ 538	\$ 12,762	
Supplies	\$ 4,598	\$ -	\$ -	\$ -	\$ -	\$ -	\$ 4,598	
Food Costs	\$ -	\$ 66,784	\$ 26,296	\$ 43,383	\$ 12,982	\$ 11,786	\$ 161,231	
Equipment	\$ -	\$ -	\$ -	\$ -	\$ -	\$ -	\$ -	
Other Costs	\$ -	\$ -	\$ -	\$ -	\$ -	\$ -	\$ -	
<b>Total Expenses</b>	<b>\$ 70,417</b>	<b>\$ 218,023</b>	<b>\$ 98,162</b>	<b>\$ 102,994</b>	<b>\$ 47,140</b>	<b>\$ 41,533</b>	<b>\$ 578,269</b>	
<b>Net Gain (Loss)</b>	<b>\$ (51,331)</b>	<b>\$ (31,598)</b>	<b>\$ (8,536)</b>	<b>\$ 725</b>	<b>\$ 33,813</b>	<b>\$ 23,162</b>	<b>\$ (33,765)</b>	
							<b>Ending Cash Balance 3/31/17</b>	<b>\$ (31,212)</b>

Check#	Check Date	Org Sta	Vendor Paid	Check Amount	Status Date
084702	03/04/2019	W/R	BADERTSCHER, AMANDA	125.00	03/12/2019
084703	03/04/2019	W/R	AMERICAN ELECTRIC POWER	20,834.64	03/11/2019
084704	03/04/2019	W/R	AUTOMOTIVE DISTRIBUTORS WAREHS	22.20	03/11/2019
084705	03/04/2019	W/R	BAKER VEHICLE SYSTEMS, INC.	373.03	03/07/2019
084706	03/04/2019	W/R	BEREAN BAPTIST	100.00	03/11/2019
084707	03/04/2019	W/R	BRIDGEWAY ACADEMY	5,252.00	03/12/2019
084708	03/04/2019	W/R	CDW-G	10.78	03/11/2019
084709	03/04/2019	W/R	CHARLES RITTER CO.	211.95	03/07/2019
084710	03/04/2019	W/R	SHASKY, CINDY	100.00	03/12/2019
084711	03/04/2019	W/R	COSI	992.00	03/12/2019
084712	03/04/2019	W/R	BAKER, DARLA M	100.00	03/06/2019
084713	03/04/2019	W/R	GIONINO'S PIZZERIA	73.50	03/14/2019
084714	03/04/2019	W/R	ROUSH, HEIDI	86.36	03/13/2019
084715	03/04/2019	W/R	LINDAMOOD-BELL LEARNING	2,150.00	03/11/2019
084716	03/04/2019	W/R	MID-OHIO TROPHY & AWARDS	6.00	03/11/2019
084717	03/04/2019	W/R	OMEA	420.00	03/14/2019
084718	03/04/2019	W/R	SCHOOL HEALTH CORP.	238.43	03/11/2019
084719	03/04/2019	W/R	SCHOOL SPECIALTY INC.	306.26	03/11/2019
084720	03/04/2019	W/R	WORKS INTERNATIONAL INC	2,709.00	03/12/2019
084721	03/06/2019	W/R	NICKLES BAKERY	853.56	03/13/2019
084722	03/06/2019	W/R	BARNES & NOBLE	2,316.54	03/13/2019
084723	03/06/2019	W/V	KEHRLE, BELINDA	44.75	03/08/2019
084724	03/06/2019	W/R	CDW-G	689.08	03/11/2019
084725	03/06/2019	W/R	CLEAR FORK VALLEY LOCAL	710.50	03/11/2019
084726	03/06/2019	W/V	CLEARWATER SYSTEMS	89.70	03/06/2019
084727	03/06/2019	W/R	CULLIGAN QUALITY WATER	37.00	03/12/2019
084728	03/06/2019	W/R	DO NOT USE	600.00	03/13/2019
084729	03/06/2019	W/R	BERRY, JENNIFER	231.60	03/19/2019
084730	03/06/2019	W/R	VANHOUTEN, JON	31.25	03/12/2019
084731	03/06/2019	W/R	JOSTEN'S	32.00	03/15/2019
084732	03/06/2019	W/R	WEIDIG, KATHY	307.46	03/08/2019
084733	03/06/2019	W/R	MOWRY, LEVI B.	29.46	03/18/2019
084734	03/06/2019	W/R	HANSEN, LONNIE	100.00	03/11/2019
084735	03/06/2019	W/R	MVD SPORTS	329.20	03/14/2019
084736	03/06/2019	W/R	NORTH CENTRAL OHIO ESC	2,475.00	03/12/2019
084737	03/06/2019	W/R	NOVA LUNA EDUC & CONSULTING	972.00	03/12/2019
084738	03/06/2019	W/R	OAGC CONFERENCE	830.00	03/13/2019
084739	03/06/2019	W/R	OASBO	425.00	03/13/2019
084740	03/06/2019	W/R	PHONAK LLC	178.99	03/18/2019
084741	03/06/2019	W/R	POST MASTER	235.00	03/15/2019
084742	03/06/2019	W/R	QUENCH	39.14	03/12/2019
084743	03/06/2019	W/R	SAFELITE AUTO GLASS	84.97	03/11/2019
084744	03/06/2019	W/R	SAM'S CLUB	35.42	03/13/2019
084745	03/06/2019	W/R	COFFMAN, STEPHANIE	87.99	03/08/2019
084746	03/06/2019	W/R	TEACHER SYNERGY LLC	206.94	03/13/2019
084747	03/06/2019	W/R	TEAM SPORTS, INC	238.00	03/13/2019
084748	03/06/2019	W/R	TRANSPORTATION ACCESSORIES CO.	275.23	03/12/2019
084749	03/06/2019	W/R	TREASURER, STATE OF OHIO	426.40	03/12/2019
084750	03/06/2019	W/R	TRUCK SALES & SERVICE, INC.	1,234.62	03/12/2019
084751	03/06/2019	W/R	CLEARWATER SYSTEMS	198.60	03/12/2019
084752	03/06/2019	W/R	LONG, ROGER	225.00	03/14/2019
084753	03/08/2019	W/R	KEHRLE, BRENDA	44.75	03/21/2019



Check#	Check Date	Org Sta	Vendor Paid	Check Amount	Status Date
084754	03/11/2019	B/B	COX, LISA	100.00	
084755	03/11/2019	B/R	BEALE, CHRISTOPHER & AMY	100.00	03/18/2019
084756	03/11/2019	W/R	RUSH, ANNETTE	155.20	03/27/2019
084757	03/11/2019	W/R	CHARLES RITTER CO.	152.00	03/18/2019
084758	03/11/2019	W/R	COWLES, CINDY	1,068.48	03/18/2019
084759	03/11/2019	W/R	DELL MARKETING L.P.	407.90	03/14/2019
084760	03/11/2019	W/R	GIONINO'S PIZZERIA	171.00	03/14/2019
084761	03/11/2019	W/R	HEALTHCARE BILLING SERVICES	495.53	03/14/2019
084762	03/11/2019	W/R	HAYES, JAMES	776.28	03/19/2019
084763	03/11/2019	W/R	BRANE, JENNIFER	83.35	03/28/2019
084764	03/11/2019	W/R	LEXINGTON AUTO PARTS	452.78	03/15/2019
084765	03/11/2019	W/R	LEXINGTON LOCAL SCHOOLS	18.25	03/12/2019
084766	03/11/2019	W/R	NEWS JOURNAL	243.00	03/18/2019
084767	03/11/2019	W/R	BIGLEY, REBECCA	480.00	03/20/2019
084768	03/11/2019	W/R	RENHILL GROUP, INC.	10,435.16	03/15/2019
084769	03/11/2019	W/R	TITTLE, RHONDA	100.00	03/15/2019
084770	03/11/2019	W/R	FREUNDLICH, SARAH	604.05	03/19/2019
084771	03/11/2019	W/R	SMETZ'S TIRE SERVICE CENTER	4,340.16	03/19/2019
084772	03/11/2019	W/R	SMITHFOODS, INC	2,454.99	03/19/2019
084773	03/11/2019	W/R	TEAM SPORTS, INC	1,938.00	03/18/2019
084774	03/11/2019	W/R	WASHINGTON AUTO PARTS	346.81	03/20/2019
084775	03/13/2019	W/R	ACE HARDWARE	29.94	03/19/2019
084776	03/13/2019	W/R	AHC, INC	2,836.00	03/25/2019
084777	03/13/2019	W/R	AMAZON.COM/ AMEX	1,843.55	03/19/2019
084778	03/13/2019	W/R	AMERICAN EXPRESS	447.19	03/19/2019
084779	03/13/2019	W/R	CARDINAL RENTAL & SALES, LTD	949.00	03/25/2019
084780	03/13/2019	W/R	CDW-G	319.68	03/20/2019
084781	03/13/2019	W/R	CHRIS' EXCAVATING	810.00	03/14/2019
084782	03/13/2019	W/R	CLEVELAND CLINIC CHILDREN'S	1,662.00	03/18/2019
084783	03/13/2019	W/R	COLUMBUS CLAY CO	133.00	03/20/2019
084784	03/13/2019	W/R	CORE & MAIN LP	387.40	03/19/2019
084785	03/13/2019	W/R	COSI	992.00	03/22/2019
084786	03/13/2019	W/R	CUSTOM INK	272.20	03/20/2019
084787	03/13/2019	W/R	DRC/CTB	1,389.27	03/19/2019
084788	03/13/2019	W/R	DO NOT USE	300.00	03/22/2019
084789	03/13/2019	W/W	EVAN-MOOR EDUCATIONAL PUBLISH.	34.98	
084790	03/13/2019	W/R	GILBARCO INC.	30.00	03/20/2019
084791	03/13/2019	W/R	HAUGLAND LEARNING CENTER LLC	6,500.00	03/19/2019
084792	03/13/2019	W/R	HD SUPPLY FACILITIES	658.04	03/20/2019
084793	03/13/2019	W/R	J & B ACOUSTICAL	857.54	03/18/2019
084794	03/13/2019	W/R	MCFARLAND, JEFF(MICK)	15.00	03/18/2019
084795	03/13/2019	W/R	KELL ACE HARDWARE	78.01	03/21/2019
084796	03/13/2019	W/R	KIMBALL MIDWEST	37.86	03/18/2019
084797	03/13/2019	W/W	LESCH BATTERY & POWER	109.83	
084798	03/13/2019	W/R	MAYNE TRANSPORTATION LLC	2,887.50	03/20/2019
084799	03/13/2019	W/R	BETSCHER, MELISSA	1,200.00	03/29/2019
084800	03/13/2019	W/W	MENARDS	291.60	
084801	03/13/2019	W/R	MID-OHIO ED. SERVICE CENTER	18.50	03/18/2019
084802	03/13/2019	W/R	ACORN DISTRIBUTORS, INC.	500.71	03/20/2019
084803	03/13/2019	W/R	O.E. MEYER COMPANY	123.00	03/25/2019
084804	03/13/2019	W/R	OHIO HEALTH CONSORTIUM, INC.	227.00	03/20/2019
084805	03/13/2019	W/R	R.E.M. COMMUNICATIONS, INC.	165.00	03/25/2019

Check#	Check Date	Org Sta	Vendor Paid	Check Amount	Status Date
084806	03/13/2019	W/R	RC THERAPY SERVICES, INC.	7,020.75	03/20/2019
084807	03/13/2019	W/R	RENHILL GROUP, INC.	10,885.20	03/19/2019
084808	03/13/2019	W/R	RUMPKE	952.67	03/19/2019
084809	03/13/2019	W/R	SCHOOL SPECIALTY INC.	166.04	03/21/2019
084810	03/13/2019	W/R	SHERWIN-WILLIAMS	390.00	03/20/2019
084811	03/13/2019	W/R	STANTON SHEET MUSIC	782.77	03/20/2019
084812	03/13/2019	W/R	DEXTER COMPANY	120.46	03/22/2019
084813	03/13/2019	W/R	TRANSPORTATION ACCESSORIES CO.	407.64	03/19/2019
084814	03/13/2019	W/R	OHIO BUREAU OF CRIMINAL IDENT.	116.00	03/20/2019
084815	03/13/2019	W/R	TREASURER, STATE OF OHIO	78.25	03/22/2019
084816	03/13/2019	W/R	UPS STORE	47.68	03/20/2019
084817	03/13/2019	W/R	WOODY WOOD'S SERVICES	500.00	03/22/2019
084818	03/14/2019	W/R	AMAZON.COM/ AMEX	84.94	03/19/2019
084819	03/14/2019	W/R	AMERICAN EXPRESS	720.00	03/19/2019
084820	03/14/2019	B/R	OHIO HIGH SCHOOL ATH. ASSOC.	7,417.52	03/29/2019
084821	03/18/2019	W/R	KEDING, ALEXANDER	125.00	03/29/2019
084822	03/18/2019	W/R	BADERTSCHER, AMANDA	180.00	03/26/2019
084823	03/18/2019	W/R	CAMPBELL, AMY	100.00	03/21/2019
084824	03/18/2019	W/R	NORTH, AMY	225.00	03/25/2019
084825	03/18/2019	W/R	AWARDSMITH	751.50	03/25/2019
084826	03/18/2019	W/R	BRIDGEWAY ACADEMY	1,677.50	03/25/2019
084827	03/18/2019	W/R	BUCYRUS HIGH SCHOOL	325.00	03/22/2019
084828	03/18/2019	W/R	CBIZ BENEFITS & INSURANCE	2,750.00	03/22/2019
084829	03/18/2019	W/R	CDW-G	5.07	03/25/2019
084830	03/18/2019	W/R	COWLES, CINDY	934.92	03/22/2019
084831	03/18/2019	W/R	CRESTVIEW LOCAL SCHOOL	140.00	03/22/2019
084832	03/18/2019	W/W	ARNOLD, DIANE	25.00	
084833	03/18/2019	W/R	DIRECT ENERGY BUSINESS MARKETI	7,709.46	03/25/2019
084834	03/18/2019	W/W	EDISON LOCAL SCHOOL DISTRICT	225.00	
084835	03/18/2019	W/R	DO NOT USE	300.00	03/25/2019
084836	03/18/2019	W/R	GALION HIGH SCHOOL (AD)	200.00	03/22/2019
084837	03/18/2019	W/W	FEUCHT, STEVEN G	60.00	
084838	03/18/2019	W/R	GIONINO'S PIZZERIA	205.00	03/25/2019
084839	03/18/2019	W/R	GRADY ENTERPRISES, INC.	1,118.57	03/28/2019
084840	03/18/2019	W/R	ROBERTS, JOE	17.98	03/20/2019
084841	03/18/2019	W/W	HARRIS, JOHN- NON 1099	64.20	
084842	03/18/2019	W/R	VANHOUTEN, JON	250.00	03/22/2019
084843	03/18/2019	W/R	KAHL'S TELECOMMUNICATIONS	662.00	03/21/2019
084844	03/18/2019	W/R	WEIDIG, KATHY	76.62	03/22/2019
084845	03/18/2019	W/R	LEXINGTON LOCAL SCHOOLS	509.50	03/20/2019
084846	03/18/2019	W/R	MADISON LOCAL SCHOOLS	150.00	03/22/2019
084847	03/18/2019	W/W	MAIN STREET MARKET	254.09	
084848	03/18/2019	W/R	MARION HARDING HIGH SCHOOL	200.00	03/27/2019
084849	03/18/2019	W/R	DAVIS, MICHAEL J	250.00	03/25/2019
084850	03/18/2019	W/R	HAMMAN, MIKE	162.00	03/20/2019
084851	03/18/2019	W/R	PEARSON ASSESSMENTS	1,084.67	03/25/2019
084852	03/18/2019	W/R	POST MASTER	275.00	03/25/2019
084853	03/18/2019	W/R	SHELBY CITY SCHOOLS	250.00	03/22/2019
084854	03/18/2019	W/R	DAVIS, TAD	225.00	03/28/2019
084855	03/18/2019	W/R	WEAVER, TROY J	125.00	03/25/2019
084856	03/18/2019	W/R	UPPER SANDUSKY EXEMPTED	175.00	03/25/2019
084857	03/19/2019	W/R	HAYES, JAMES	776.28	03/25/2019

Check#	Check Date	Org Sta	Vendor Paid	Check Amount	Status Date
084858	03/20/2019	W/R	POST MASTER	550.00	03/25/2019
084859	03/22/2019	W/R	AMERICAN ELECTRIC POWER	61,236.95	03/27/2019
084860	03/22/2019	W/R	AMERICAN FIDELITY	500.50	03/27/2019
084861	03/22/2019	W/R	BLUESKY DESIGNS	150.00	03/27/2019
084862	03/22/2019	W/W	SIRINGER, BRITTANY	328.00	
084863	03/22/2019	W/R	CDW-G	283.43	03/29/2019
084864	03/22/2019	W/R	CHARLES RITTER CO.	284.72	03/25/2019
084865	03/22/2019	W/R	COLE DISTRIBUTING	18,212.73	03/26/2019
084866	03/22/2019	W/R	COLUMBIA GAS OF OHIO	3,822.67	03/28/2019
084867	03/22/2019	W/R	CompManagement, Inc.	3,455.00	03/27/2019
084868	03/22/2019	W/W	ROSE, DELMON	290.00	
084869	03/22/2019	W/R	EQUIPARTS	103.48	03/26/2019
084870	03/22/2019	W/W	EZE RENTAL CENTER	391.50	
084871	03/22/2019	W/R	HOUGHTON MIFFLIN HARCOURT	146.70	03/29/2019
084872	03/22/2019	W/W	HYATT REGENCY	390.00	
084873	03/22/2019	W/W	HAYES, JAMES	776.28	
084874	03/22/2019	W/R	WHITESEL, JASON	68.00	03/26/2019
084875	03/22/2019	W/R	JOHNNY JOHNSON SPORTS	330.00	03/28/2019
084876	03/22/2019	W/R	SCHWECHHEIMER, KATHY	63.80	03/22/2019
084877	03/22/2019	W/R	KROGER COMPANY	48.66	03/26/2019
084878	03/22/2019	W/R	MID-OHIO ED. SERVICE CENTER	35.00	03/25/2019
084879	03/22/2019	W/W	NATIONWIDE CHILDRENS HOSPITAL	53,400.00	
084880	03/22/2019	W/R	NORTH CENTRAL STATE COLLEGE	7,683.63	03/27/2019
084881	03/22/2019	W/W	OHIO ALLIANCE OF YMCA'S	3,850.00	
084882	03/22/2019	W/R	OHIO.NET INTERNET PROVIDERS	475.63	03/28/2019
084883	03/22/2019	W/W	OMEA	573.00	
084884	03/22/2019	W/R	PALOS SPORTS	38.27	03/27/2019
084885	03/22/2019	W/R	PEPPLE & WAGGONER, LTD.	102.00	03/26/2019
084886	03/22/2019	W/W	PHOTORAMA	320.00	
084887	03/22/2019	W/R	POST MASTER	110.00	03/27/2019
084888	03/22/2019	W/R	BAKER, RALPH	114.33	03/29/2019
084889	03/22/2019	W/R	SCHMIDT SECURITY	651.50	03/26/2019
084890	03/22/2019	W/R	SCHOOL SPECIALTY INC.	77.85	03/29/2019
084891	03/22/2019	W/R	THE CENTER FOR INDIVIDUAL &	5,757.49	03/27/2019
084892	03/22/2019	W/R	TRANSPORTATION ACCESSORIES CO.	849.86	03/26/2019
084893	03/22/2019	W/R	US BANK	4,053.36	03/27/2019
084894	03/22/2019	W/R	VERIZON WIRELESS	876.14	03/27/2019
084895	03/22/2019	W/R	WAL-MART DISCOUNT CITIES	252.86	03/26/2019
084896	03/22/2019	W/W	OMEA	240.00	
084897	03/22/2019	W/W	TIME FOR KIDS	59.40	
084898	03/26/2019	W/W	CenturyLink	813.42	
084899	03/27/2019	W/W	BADERTSCHER, AMANDA	170.00	
084900	03/27/2019	W/W	AWARDSMITH	276.00	
084901	03/27/2019	W/W	BAKER VEHICLE SYSTEMS, INC.	285.48	
084902	03/27/2019	W/W	COLES ENERGY, INC.	636.69	
084903	03/27/2019	W/W	COMMERCIAL PARTS & SERVICE	115.54	
084904	03/27/2019	W/W	EQUIPARTS	274.10	
084905	03/27/2019	W/W	FURBAY/MANSFIELD ELECTRIC	471.08	
084906	03/27/2019	W/W	FEUCHT, STEVEN G	60.00	
084907	03/27/2019	W/W	GRAINGER	128.53	
084908	03/27/2019	W/W	HD SUPPLY FACILITIES	83.69	
084909	03/27/2019	W/W	HOBART SERVICE	3,020.13	

Check#	Check Date	Org Sta	Vendor Paid	Check Amount	Status Date
084910	03/27/2019	W/W	MOTTON, JAANA	60.00	
084911	03/27/2019	W/W	VANHOUTEN, JON	156.25	
084912	03/27/2019	W/W	M-F ATHLETIC COMPANY	198.50	
084913	03/27/2019	W/W	MENARDS	1,039.66	
084914	03/27/2019	W/W	DAVIS, MICHAEL J	156.25	
084915	03/27/2019	W/W	HOCK, MICHELE	360.00	
084916	03/27/2019	W/W	MID-OHIO ED. SERVICE CENTER	135.00	
084917	03/27/2019	W/W	HAMMAN, MIKE	107.18	
084918	03/27/2019	W/W	RENHILL GROUP, INC.	14,369.15	
084919	03/27/2019	W/W	RICHLAND CO. JUVENILE COURT	180.00	
084920	03/27/2019	W/W	SHERWIN-WILLIAMS	166.78	
084921	03/27/2019	W/W	SIEMENS INDUSTRY, INC.	3,791.00	
084922	03/27/2019	W/W	SIESEL DISTRIBUTING, LLC	1,526.54	
084923	03/27/2019	W/W	SUMMERS RUBBER COMPANY	35.64	
084924	03/27/2019	W/W	WEAVER, TROY J	312.50	
084925	03/27/2019	W/W	UCP OF GREATER CLEVELAND	8,400.00	
084926	03/27/2019	W/W	STIMA, VICKIE	34.80	
084927	03/27/2019	W/W	WORNER ROOFING COMPANY	2,792.00	
084928	03/29/2019	W/W	HAYES, JAMES	776.28	
084929	03/29/2019	W/W	CDW-G	253.57	
084930	03/29/2019	W/W	CHARLES RITTER CO.	31.21	
084931	03/29/2019	W/W	CONSERVE FLAG COMPANY	83.95	
084932	03/29/2019	W/W	DELL MARKETING L.P.	187.04	
084933	03/29/2019	W/W	DO NOT USE	450.00	
084934	03/29/2019	W/W	JOSTEN'S	46.93	
084935	03/29/2019	W/W	NATIONWIDE CHILDRENS HOSPITAL	45,280.00	
084936	03/29/2019	W/W	NORTH CENTRAL OHIO ESC	1,331.25	
084937	03/29/2019	W/W	NOVA LUNA EDUC & CONSULTING	972.00	
084938	03/29/2019	W/W	HUGHES, TRISHA	52.00	
084939	03/29/2019	W/W	U.S. SCHOOL SUPPLY, INC	216.25	
084940	03/31/2019	W/W	LEXINGTON ATHLETIC DEPT.	270.00	
691297	03/05/2019	C/R	LEXINGTON SCHOOLS - PAYROLL	599,494.49	03/31/2019
691298	03/07/2019	M/M	GORDON FOOD SERVICE	11,844.58	
691299	03/07/2019	M/M	MEMO-S.E.R.S.	3,091.09	
691300	03/07/2019	M/M	MEMO-S.T.R.S.	6,889.15	
691301	03/20/2019	C/R	LEXINGTON SCHOOLS - PAYROLL	566,375.62	03/31/2019
691302	03/19/2019	M/M	ANTHEM BENEFIT SERVICES	373,814.50	
691303	03/19/2019	M/M	MEMO-S.E.R.S.	3,091.09	
691304	03/19/2019	M/M	MEMO-S.T.R.S.	6,889.15	
691305	03/19/2019	M/M	MORROW COUNTY AUDITOR	11,218.32	
691306	03/19/2019	M/M	LEXINGTON SCHOOLS - PAYROLL	7,560.91	
691307	03/25/2019	M/M	MEMO-MID OHIO ESC	6,572.29	
691308	03/25/2019	M/M	MEMO-S.E.R.S.	44,426.00	
691309	03/25/2019	M/M	MEMO-S.T.R.S.	123,532.00	
691310	03/29/2019	M/M	MORROW COUNTY AUDITOR	858.51	
691311	03/31/2019	M/M	LEXINGTON SCHOOLS - PAYROLL	8,054.02	
Total Checks Issued				\$ 2,186,780.17	

TRANS NO	ITEM NO	TRANS DATE	STS	DESCRIPTION OR SOURCE	TI	FUND	RCPT	SPCC	SUBJ	OPU	TRANS AMOUNT
073492	0001	03/11/2019	A	Real Estate Tax - Morrow	03	001	1111	0000	000000	000	219,613.99
073492	0002	03/11/2019	A	Emergency Tax - Morrow	03	001	1111	0000	000000	000	157,402.82
073494	0001	03/19/2019	A	Prop Tax Adv - Richland Genera	03	001	1111	0000	000000	000	2,270,841.00
073494	0002	03/19/2019	A	Prop Tax Adv Richland Emerg	03	001	1111	0000	000000	000	1,190,538.00
073532	0001	03/19/2019	A	Mobile Home Tax -Morrow	03	001	1111	0000	000000	000	5,631.15
073532	0002	03/19/2019	A	Mobile Home Tax Morrow -Emer	03	001	1111	0000	000000	000	3,905.11
RCPT CODE SUB-TOTAL:											3,847,932.07
073492	0004	03/11/2019	A	Pers Prop Tax - Morrow	03	001	1122	0000	000000	000	29,921.48
073492	0005	03/11/2019	A	Pers Prop Tax Emerg - Morrow	03	001	1122	0000	000000	000	15,687.98
RCPT CODE SUB-TOTAL:											45,609.46
073476	0001	03/01/2019	A	Preschool tuition	03	001	1211	0000	000000	500	500.00
073477	0001	03/05/2019	A	Preschool tuition	03	001	1211	0000	000000	500	450.00
073485	0001	03/06/2019	A	Preschool tuition	03	001	1211	0000	000000	500	100.00
073487	0001	03/06/2019	A	Preschool tuition	03	001	1211	0000	000000	500	100.00
073503	0001	03/08/2019	A	Preschool tuition	03	001	1211	0000	000000	500	500.00
073489	0001	03/11/2019	B	PRESCHOOL DEP REFUND	03	001	1211	0000	000000	500	100.00-
073511	0001	03/11/2019	A	Preschool tuition	03	001	1211	0000	000000	500	200.00
073514	0001	03/12/2019	A	Preschool tuition	03	001	1211	0000	000000	500	1,000.00
073517	0001	03/13/2019	A	Preschool tuition	03	001	1211	0000	000000	500	400.00
073520	0001	03/14/2019	A	Preschool tuition	03	001	1211	0000	000000	500	400.00
073527	0001	03/15/2019	A	Preschool tuition	03	001	1211	0000	000000	500	300.00
073550	0001	03/20/2019	A	Preschool tuition	03	001	1211	0000	000000	500	100.00
073554	0001	03/21/2019	A	Preschool tuition	03	001	1211	0000	000000	500	100.00
073560	0001	03/22/2019	A	Preschool tuition	03	001	1211	0000	000000	500	100.00
RCPT CODE SUB-TOTAL:											4,150.00
073539	0017	03/22/2019	A	SF14 Regular Tuition Pos JV50	03	001	1221	0000	000000	000	77.18
RCPT CODE SUB-TOTAL:											77.18
073539	0019	03/22/2019	A	SF14 SpecEd Tuition Pos JV52	03	001	1223	0000	000000	000	5,384.00
RCPT CODE SUB-TOTAL:											5,384.00
073490	0012	03/08/2019	A	Open Enrollment Revenue	03	001	1227	0000	000000	000	150.50
073539	0012	03/22/2019	A	Open Enrollment Revenue	03	001	1227	0000	000000	000	150.50
RCPT CODE SUB-TOTAL:											301.00

STATUS (STS) CODES:

A-RECEIPT B-REFUND OF RECEIPT V-VOID REFUND OF RECEIPT X-REDUCTION OF EXPENDITURE  
 C-APPROPRIATION OR BUDGET MODIFICATIONS D-EXPENSE/SUPPLIES DISTRIBUTION F-FUND TO FUND TRANSFER

TRANS NO	ITEM NO	TRANS DATE	STS	DESCRIPTION OR SOURCE	TI	FUND	RCPT	SPCC	SUBJ	OPU	TRANS AMOUNT
073575	0001	03/31/2019	A	Richland Bank Interest	03	001	1410	0000	000000	000	17,015.34
RCPT CODE SUB-TOTAL:											17,015.34
073475	0001	03/01/2019	A	Summer PE	03	001	1740	0000	080999	100	700.00
073480	0001	03/05/2019	A	school fees	03	001	1740	0000	000000	100	475.00
073486	0001	03/06/2019	A	school fees	03	001	1740	0000	000000	400	116.00
073496	0001	03/07/2019	A	School fees	03	001	1740	0000	000000	400	56.00
073498	0001	03/08/2019	A	School fees	03	001	1740	0000	000000	100	225.00
073500	0001	03/08/2019	A	School fees	03	001	1740	0000	000000	100	210.00
073502	0003	03/08/2019	A	School fees	03	001	1740	0000	000000	400	56.00
073488	0001	03/11/2019	B	SUMMER PE REFUND	03	001	1740	0000	080999	100	100.00
073512	0001	03/11/2019	A	School fees	03	001	1740	0000	000000	500	20.00
073519	0001	03/14/2019	A	School fees	03	001	1740	0000	000000	300	147.00
073521	0001	03/15/2019	A	School Fees	03	001	1740	0000	000000	200	11.25
073522	0001	03/15/2019	A	School fees	03	001	1740	0000	000000	100	278.90
073523	0001	03/15/2019	A	Summer PE	03	001	1740	0000	080999	100	500.00
073549	0001	03/20/2019	A	School fees	03	001	1740	0000	000000	100	87.00
073551	0001	03/20/2019	A	School fees	03	001	1740	0000	000000	500	20.00
073555	0001	03/21/2019	A	School fees	03	001	1740	0000	000000	100	189.80
073556	0001	03/21/2019	A	School fees	03	001	1740	0000	000000	300	90.00
073557	0001	03/21/2019	A	School fees	03	001	1740	0000	000000	500	30.00
073558	0001	03/21/2019	A	School fees	03	001	1740	0000	000000	400	28.00
073561	0001	03/22/2019	A	School fees	03	001	1740	0000	000000	500	20.00
073567	0001	03/22/2019	A	Summer PE	03	001	1740	0000	080999	100	200.00
073571	0001	03/22/2019	A	School Fees	03	001	1740	0000	000000	100	73.80
073564	0001	03/31/2019	A	HS Fees - Pay For It	03	001	1740	0000	000000	100	578.40
073564	0002	03/31/2019	A	Central Fees - Pay For It	03	001	1740	0000	000000	400	0.00
073564	0003	03/31/2019	A	Jr High Fees - Pay For It	03	001	1740	0000	000000	400	38.00
073564	0004	03/31/2019	A	Eastern Fees - Pay For It	03	001	1740	0000	000000	400	30.00
073564	0005	03/31/2019	A	Western Fees - Pay For It	03	001	1740	0000	000000	400	30.00
RCPT CODE SUB-TOTAL:											4,110.15
073508	0004	03/11/2019	A	Girls BB Tourn Cust benefits	03	001	1890	0000	000000	000	18.99
073509	0004	03/11/2019	A	Girls BB Tourn Cust benefits	03	001	1890	0000	000000	000	64.31
RCPT CODE SUB-TOTAL:											83.30
073490	0001	03/08/2019	A	Opportunity Grant	03	001	3110	0000	000000	000	305,885.81
073490	0002	03/08/2019	A	Targeted Assistance	03	001	3110	0000	000000	000	32,483.20
073490	0003	03/08/2019	A	K-3 Literacy Funding	03	001	3110	0000	000000	000	5,901.20
073490	0005	03/08/2019	A	Limited English Prof Funding	03	001	3110	0000	000000	000	86.52
073490	0006	03/08/2019	A	Gifted Education Funding	03	001	3110	0000	000000	000	5,081.73

STATUS (STS) CODES:

A-RECEIPT B-REFUND OF RECEIPT V-VOID REFUND OF RECEIPT X-REDUCTION OF EXPENDITURE  
 C-APPROPRIATION OR BUDGET MODIFICATIONS D-EXPENSE/SUPPLIES DISTRIBUTION F-FUND TO FUND TRANSFER

TRANS NO	ITEM NO	TRANS DATE	STS DESCRIPTION OR SOURCE	TI	FUND	RCPT	SFCC	SUBJ	OPU	TRANS AMOUNT
073490	0007	03/08/2019	A Transportation	03	001	3110	0000	000000	000	21,993.86
073490	0008	03/08/2019	A Special Education Funding	03	001	3110	0000	000000	000	61,157.39
073490	0010	03/08/2019	A Preschool Special Educ Funding	03	001	3110	0000	000000	000	8,668.13
073490	0011	03/08/2019	A Special Educ Transportation	03	001	3110	0000	000000	000	1,871.36
073539	0001	03/22/2019	A Opportunity Grant	03	001	3110	0000	000000	000	307,150.70
073539	0002	03/22/2019	A Targeted Assistance	03	001	3110	0000	000000	000	32,202.24
073539	0003	03/22/2019	A K-3 Literacy Funding	03	001	3110	0000	000000	000	5,947.43
073539	0005	03/22/2019	A Limited English Prof Funding	03	001	3110	0000	000000	000	87.07
073539	0006	03/22/2019	A Gifted Education Funding	03	001	3110	0000	000000	000	5,106.05
073539	0007	03/22/2019	A Transportation	03	001	3110	0000	000000	000	21,993.86
073539	0008	03/22/2019	A Special Education Funding	03	001	3110	0000	000000	000	48,828.54
073539	0010	03/22/2019	A Preschool Special Educ Funding	03	001	3110	0000	000000	000	8,409.68
073539	0011	03/22/2019	A Special Educ Transportation	03	001	3110	0000	000000	000	1,871.37
RCPT CODE SUB-TOTAL:										874,726.14
073573	0001	03/27/2019	A RB for Real Estate - Morrow	03	001	3131	0000	000000	000	19,022.64
073573	0002	03/27/2019	A RB for Emergency Levy - Morrow	03	001	3131	0000	000000	000	13,680.83
073573	0007	03/27/2019	A 2 1/2 HMRB Real Est-Morrow	03	001	3131	0000	000000	000	2,550.30
073573	0008	03/27/2019	A 2 1/2 HMRB Emerg Levy-Morrow	03	001	3131	0000	000000	000	1,834.14
RCPT CODE SUB-TOTAL:										37,087.91
073573	0004	03/27/2019	A Homestead Real Est - Morrow	03	001	3132	0000	000000	000	6,346.39
073573	0005	03/27/2019	A Homestead Emerg Levy-Morrow	03	001	3132	0000	000000	000	4,564.23
RCPT CODE SUB-TOTAL:										10,910.62
073490	0004	03/08/2019	A Economic Disadvantaged Funding	03	001	3211	0000	000000	000	1,599.40
073539	0004	03/22/2019	A Economic Disadvantaged Funding	03	001	3211	0000	000000	000	1,670.50
RCPT CODE SUB-TOTAL:										3,269.90
073490	0009	03/08/2019	A Career Tech Education Funding	03	001	3219	0000	000000	000	1,686.31
073539	0009	03/22/2019	A Career Tech Education Funding	03	001	3219	0000	000000	000	529.80
RCPT CODE SUB-TOTAL:										2,216.11
073566	0001	03/29/2019	A MEDICAID Recd -3/28	03	001	3300	0000	000000	000	3,093.44
073566	0002	03/29/2019	A MEDICAID Recd 3/14	03	001	3300	0000	000000	000	96.51
073566	0003	03/29/2019	A MEDICAID Recd 5/23/7	03	001	3300	0000	000000	000	978.05
RCPT CODE SUB-TOTAL:										4,168.00
FUND CODE SUB-TOTAL:										4,857,041.18

STATUS (STS) CODES:

A-RECEIPT B-REFUND OF RECEIPT V-VOID REFUND OF RECEIPT X-REDUCTION OF EXPENDITURE  
 C-APPROPRIATION OR BUDGET MODIFICATIONS D-EXPENSE/SUPPLIES DISTRIBUTION F-FUND TO FUND TRANSFER

TRANS NO	ITEM NO	TRANS DATE	STS	DESCRIPTION OR SOURCE	TI	FUND	RCPT	SPCC	SUBJ	OPU	TRANS AMOUNT
073492	0003	03/11/2019	A	Permanent Improv Tax - Morrow	03	003	1111	0000	000000	000	20,010.94
073494	0003	03/19/2019	A	Prop Tax Adv Richland Perm Imp	03	003	1111	0000	000000	000	213,121.00
073532	0003	03/19/2019	A	Mobile Home Tax-Morrow PI	03	003	1111	0000	000000	000	502.47
RCPT CODE SUB-TOTAL:											233,634.41
073492	0006	03/11/2019	A	Pers Prop Tax PI - Morrow	03	003	1122	0000	000000	000	2,805.14
RCPT CODE SUB-TOTAL:											2,805.14
073573	0003	03/27/2019	A	RB for PI Levy - Morrow	03	003	3131	0000	000000	000	1,684.35
073573	0009	03/27/2019	A	2 1/2 HMRB PI Levy-Morrow	03	003	3131	0000	000000	000	225.81
RCPT CODE SUB-TOTAL:											1,910.16
073573	0006	03/27/2019	A	Homestead for PI Levy-Morrow	03	003	3132	0000	000000	000	561.93
RCPT CODE SUB-TOTAL:											561.93
FUND CODE SUB-TOTAL:											238,911.64
073575	0004	03/31/2019	A	Richland Bank Interest	03	006	1410	0000	000000	000	0.00
RCPT CODE SUB-TOTAL:											0.00
073530	0026	03/08/2019	A	HS Breakfast	03	006	1511	0000	000000	100	146.85
073530	0027	03/08/2019	A	Jr. Hi Breakfast	03	006	1511	0000	000000	200	60.90
073530	0028	03/08/2019	A	Eastern Breakfast	03	006	1511	0000	000000	300	68.70
073530	0029	03/08/2019	A	Central Breakfast	03	006	1511	0000	000000	400	78.90
073530	0030	03/08/2019	A	Western Breakfast	03	006	1511	0000	000000	500	97.15
073540	0026	03/15/2019	A	HS Breakfast	03	006	1511	0000	000000	100	145.15
073540	0027	03/15/2019	A	Jr. Hi Breakfast	03	006	1511	0000	000000	200	27.90
073540	0028	03/15/2019	A	Eastern Breakfast	03	006	1511	0000	000000	300	38.70
073540	0029	03/15/2019	A	Central Breakfast	03	006	1511	0000	000000	400	75.90
073540	0030	03/15/2019	A	Western Breakfast	03	006	1511	0000	000000	500	89.75
073572	0026	03/22/2019	A	HS Breakfast	03	006	1511	0000	000000	100	88.95
073572	0027	03/22/2019	A	Jr. Hi Breakfast	03	006	1511	0000	000000	200	34.25
073572	0028	03/22/2019	A	Eastern Breakfast	03	006	1511	0000	000000	300	32.70
073572	0029	03/22/2019	A	Central Breakfast	03	006	1511	0000	000000	400	62.85
073572	0030	03/22/2019	A	Western Breakfast	03	006	1511	0000	000000	500	64.55
RCPT CODE SUB-TOTAL:											1,115.20

STATUS (STS) CODES:

A-RECEIPT B-REFUND OF RECEIPT V-VOID REFUND OF RECEIPT X-REDUCTION OF EXPENDITURE  
 C-APPROPRIATION OR BUDGET MODIFICATIONS D-EXPENSE/SUPPLIES DISTRIBUTION F-FUND TO FUND TRANSFER



TRANS NO	ITEM NO	TRANS DATE	STS	DESCRIPTION OR SOURCE	TI	FUND	RCPT	SPCC	SUBJ	OPU	TRANS AMOUNT
073530	0001	03/08/2019	A	HS Stu. Type A	03	006	1512	0000	000000	100	3,079.25
073530	0005	03/08/2019	A	HS RQA Stu. Type A	03	006	1512	0000	000000	100	1,848.20-
073530	0006	03/08/2019	A	Jr Hi Stu. Type A	03	006	1512	0000	000000	200	1,480.10
073530	0010	03/08/2019	A	Jr. Hi RQA Stu Type A	03	006	1512	0000	000000	200	1,068.10-
073530	0011	03/08/2019	A	Eastern Stu. Type A	03	006	1512	0000	000000	300	1,683.55
073530	0015	03/08/2019	A	Eastern RQA Stu. Type A	03	006	1512	0000	000000	300	1,127.92-
073530	0016	03/08/2019	A	Central Stu. Type A	03	006	1512	0000	000000	400	1,243.85
073530	0020	03/08/2019	A	Central RQA Stu. Type A	03	006	1512	0000	000000	400	443.82-
073530	0021	03/08/2019	A	Western Stu. Type A	03	006	1512	0000	000000	500	1,076.95
073530	0025	03/08/2019	A	Western RQA Stu. Type A	03	006	1512	0000	000000	500	864.10-
073540	0001	03/15/2019	A	HS Stu. Type A	03	006	1512	0000	000000	100	2,516.65
073540	0005	03/15/2019	A	HS RQA Stu. Type A	03	006	1512	0000	000000	100	1,809.07-
073540	0006	03/15/2019	A	Jr Hi Stu. Type A	03	006	1512	0000	000000	200	1,229.55
073540	0010	03/15/2019	A	Jr. Hi RQA Stu Type A	03	006	1512	0000	000000	200	732.50-
073540	0011	03/15/2019	A	Eastern Stu. Type A	03	006	1512	0000	000000	300	1,281.45
073540	0015	03/15/2019	A	Eastern RQA Stu. Type A	03	006	1512	0000	000000	300	641.19-
073540	0016	03/15/2019	A	Central Stu. Type A	03	006	1512	0000	000000	400	1,109.70
073540	0020	03/15/2019	A	Central RQA Stu. Type A	03	006	1512	0000	000000	400	811.69-
073540	0021	03/15/2019	A	Western Stu. Type A	03	006	1512	0000	000000	500	974.80
073540	0025	03/15/2019	A	Western RQA Stu. Type A	03	006	1512	0000	000000	500	1,039.55-
073572	0001	03/22/2019	A	HS Stu. Type A	03	006	1512	0000	000000	100	2,610.15
073572	0005	03/22/2019	A	HS RQA Stu. Type A	03	006	1512	0000	000000	100	1,141.34-
073572	0006	03/22/2019	A	Jr Hi Stu. Type A	03	006	1512	0000	000000	200	1,193.75
073572	0010	03/22/2019	A	Jr. Hi RQA Stu Type A	03	006	1512	0000	000000	200	971.09-
073572	0011	03/22/2019	A	Eastern Stu. Type A	03	006	1512	0000	000000	300	1,416.15
073572	0015	03/22/2019	A	Eastern RQA Stu. Type A	03	006	1512	0000	000000	300	735.75-
073572	0016	03/22/2019	A	Central Stu. Type A	03	006	1512	0000	000000	400	1,108.90
073572	0020	03/22/2019	A	Central RQA Stu. Type A	03	006	1512	0000	000000	400	825.08-
073572	0021	03/22/2019	A	Western Stu. Type A	03	006	1512	0000	000000	500	1,023.50
073572	0025	03/22/2019	A	Western RQA Stu. Type A	03	006	1512	0000	000000	500	625.95-
073564	0006	03/31/2019	A	HS Lunch - Pay For It	03	006	1512	0000	000000	100	4,850.75
073564	0007	03/31/2019	A	Jr High Lunch - Pay For It	03	006	1512	0000	000000	200	2,893.90
073564	0008	03/31/2019	A	Eastern Lunch - Pay For It	03	006	1512	0000	000000	300	2,349.40
073564	0009	03/31/2019	A	Central Lunch - Pay For It	03	006	1512	0000	000000	400	2,136.00
073564	0010	03/31/2019	A	Western Lunch - Pay For It	03	006	1512	0000	000000	500	2,519.95
RCPT CODE SUB-TOTAL:											23,092.95
073530	0003	03/08/2019	A	HS Stu. ALa Carte	03	006	1513	0000	000000	100	1,759.10
073530	0008	03/08/2019	A	Jr. Hi Stu. Ala Carte	03	006	1513	0000	000000	200	528.85
073530	0013	03/08/2019	A	Eastern Stu. Ala Carte	03	006	1513	0000	000000	300	300.20
073530	0018	03/08/2019	A	Central Stu. Ala Carte	03	006	1513	0000	000000	400	188.25
073530	0023	03/08/2019	A	Western Stu. Ala Carte	03	006	1513	0000	000000	500	151.50
073540	0003	03/15/2019	A	HS Stu. ALa Carte	03	006	1513	0000	000000	100	1,565.37

STATUS (STS) CODES:

A-RECEIPT B-REFUND OF RECEIPT V-VOID REFUND OF RECEIPT X-REDUCTION OF EXPENDITURE  
 C-APPROPRIATION OR BUDGET MODIFICATIONS D-EXPENSE/SUPPLIES DISTRIBUTION F-FUND TO FUND TRANSFER

DATE: 04/02/2019  
TIME: 14:16

LEXINGTON LOCAL SCHOOLS  
TRANS. BY FUND/RCPT, ALL FUNDS  
DATES 03/01/2019 THRU 03/31/2019  
SORTED BY TRANSACTION DATE

TRANS NO	ITEM NO	TRANS DATE	STS	DESCRIPTION OR SOURCE	TI	FUND	RCPT	SPCC	SUBJ	OPU	TRANS AMOUNT
073540	0008	03/15/2019	A	Jr. Hi Stu. Ala Carte	03	006	1513	0000	000000	200	395.80
073540	0013	03/15/2019	A	Eastern Stu. Ala Carte	03	006	1513	0000	000000	300	270.00
073540	0018	03/15/2019	A	Central Stu. Ala Carte	03	006	1513	0000	000000	400	197.25
073540	0023	03/15/2019	A	Western Stu. Ala Carte	03	006	1513	0000	000000	500	135.25
073572	0003	03/22/2019	A	HS Stu. ALA Carte	03	006	1513	0000	000000	100	1,410.20
073572	0008	03/22/2019	A	Jr. Hi Stu. Ala Carte	03	006	1513	0000	000000	200	413.35
073572	0013	03/22/2019	A	Eastern Stu. Ala Carte	03	006	1513	0000	000000	300	235.55
073572	0018	03/22/2019	A	Central Stu. Ala Carte	03	006	1513	0000	000000	400	196.00
073572	0023	03/22/2019	A	Western Stu. Ala Carte	03	006	1513	0000	000000	500	127.75
RCPT CODE SUB-TOTAL:											7,874.42
073530	0002	03/08/2019	A	HS Stu. Milk	03	006	1514	0000	000000	100	32.00
073530	0007	03/08/2019	A	Jr. Hi. Stu Milk	03	006	1514	0000	000000	200	4.50
073530	0012	03/08/2019	A	Eastern Stu. Milk	03	006	1514	0000	000000	300	9.50
073530	0017	03/08/2019	A	Central Stu. Milk	03	006	1514	0000	000000	400	15.00
073530	0022	03/08/2019	A	Western Stu. Milk	03	006	1514	0000	000000	500	17.00
073540	0002	03/15/2019	A	HS Stu. Milk	03	006	1514	0000	000000	100	32.00
073540	0007	03/15/2019	A	Jr. Hi. Stu Milk	03	006	1514	0000	000000	200	1.00
073540	0012	03/15/2019	A	Eastern Stu. Milk	03	006	1514	0000	000000	300	11.50
073540	0017	03/15/2019	A	Central Stu. Milk	03	006	1514	0000	000000	400	16.00
073540	0022	03/15/2019	A	Western Stu. Milk	03	006	1514	0000	000000	500	16.50
073572	0002	03/22/2019	A	HS Stu. Milk	03	006	1514	0000	000000	100	28.50
073572	0007	03/22/2019	A	Jr. Hi. Stu Milk	03	006	1514	0000	000000	200	1.50
073572	0012	03/22/2019	A	Eastern Stu. Milk	03	006	1514	0000	000000	300	9.00
073572	0017	03/22/2019	A	Central Stu. Milk	03	006	1514	0000	000000	400	17.00
073572	0022	03/22/2019	A	Western Stu. Milk	03	006	1514	0000	000000	500	14.50
RCPT CODE SUB-TOTAL:											225.50
073530	0004	03/08/2019	A	HS Adult Ala Carte	03	006	1523	0000	000000	100	151.15
073530	0009	03/08/2019	A	Jr. Hi Adult Ala Carte	03	006	1523	0000	000000	200	13.00
073530	0014	03/08/2019	A	Eastern Adult Ala Carte	03	006	1523	0000	000000	300	59.00
073530	0019	03/08/2019	A	Central Adult Ala Carte	03	006	1523	0000	000000	400	45.05
073530	0024	03/08/2019	A	Western Adult Ala Carte	03	006	1523	0000	000000	500	32.00
073540	0004	03/15/2019	A	HS Adult Ala Carte	03	006	1523	0000	000000	100	134.55
073540	0009	03/15/2019	A	Jr. Hi Adult Ala Carte	03	006	1523	0000	000000	200	17.05
073540	0014	03/15/2019	A	Eastern Adult Ala Carte	03	006	1523	0000	000000	300	60.00
073540	0019	03/15/2019	A	Central Adult Ala Carte	03	006	1523	0000	000000	400	29.00
073540	0024	03/15/2019	A	Western Adult Ala Carte	03	006	1523	0000	000000	500	21.25
073572	0004	03/22/2019	A	HS Adult Ala Carte	03	006	1523	0000	000000	100	153.85
073572	0009	03/22/2019	A	Jr. Hi Adult Ala Carte	03	006	1523	0000	000000	200	23.50
073572	0014	03/22/2019	A	Eastern Adult Ala Carte	03	006	1523	0000	000000	300	47.00
073572	0019	03/22/2019	A	Central Adult Ala Carte	03	006	1523	0000	000000	400	26.00

STATUS (STS) CODES:  
A-RECEIPT B-REFUND OF RECEIPT V-VOID REFUND OF RECEIPT X-REDUCTION OF EXPENDITURE  
C-APPROPRIATION OR BUDGET MODIFICATIONS D-EXPENSE/SUPPLIES DISTRIBUTION F-FUND TO FUND TRANSFER

TRANS NO	ITEM NO	TRANS DATE	STS	DESCRIPTION OR SOURCE	TI	FUND	RCPT	SPCC	SUBJ	OPU	TRANS AMOUNT
073572	0024	03/22/2019	A	Western Adult Ala Carte	03	006	1523	0000	000000	500	17.75
RCPT CODE SUB-TOTAL:											830.15
073547	0001	03/20/2019	A	Coke Commission Food Service	03	006	1851	0000	000000	000	36.30
RCPT CODE SUB-TOTAL:											36.30
073563	0001	03/20/2019	A	Preschool snacks	03	006	1890	0000	000000	000	509.50
RCPT CODE SUB-TOTAL:											509.50
073493	0001	03/18/2019	A	Federal Reimb Lunch High	03	006	4120	0000	000000	100	5,810.05
073493	0002	03/18/2019	A	Federal Reimb Lunch Jr High	03	006	4120	0000	000000	200	4,340.76
073493	0003	03/18/2019	A	Federal Reimb Lunch Central	03	006	4120	0000	000000	400	4,606.00
073493	0004	03/18/2019	A	Federal Reimb Lunch East	03	006	4120	0000	000000	300	6,812.36
073493	0005	03/18/2019	A	Federal Reimb Lunch Western	03	006	4120	0000	000000	500	3,999.66
073493	0006	03/18/2019	A	Fed Reimb Breakfast - High	03	006	4120	0000	000000	100	326.69
073493	0007	03/18/2019	A	Federal Reimb Breakfast - Jr H	03	006	4120	0000	000000	200	232.20
073493	0008	03/18/2019	A	Federal Reimb Break - Central	03	006	4120	0000	000000	400	521.03
073493	0009	03/18/2019	A	Federal Reimb Break - East	03	006	4120	0000	000000	300	1,288.43
073493	0010	03/18/2019	A	Federal Reimb Break - Western	03	006	4120	0000	000000	500	644.22
073493	0011	03/18/2019	A	Preschool Milk - Western	03	006	4120	1280	000000	500	59.39
RCPT CODE SUB-TOTAL:											28,640.79
FUND CODE SUB-TOTAL:											62,324.81
073575	0005	03/31/2019	A	Richland Bank Interest	03	007	1410	9100	000000	000	25.98
RCPT CODE SUB-TOTAL:											25.98
073510	0001	03/12/2019	A	Lex Congregational Church	03	007	1820	9100	000000	000	4,846.73
073531	0003	03/20/2019	A	LMAS Donation	03	007	1820	9100	000000	100	100.00
RCPT CODE SUB-TOTAL:											4,946.73
FUND CODE SUB-TOTAL:											4,972.71
073575	0003	03/31/2019	A	Richland Bank Interest	03	007	1410	9800	000000	000	19.92
RCPT CODE SUB-TOTAL:											19.92
FUND CODE SUB-TOTAL:											19.92

STATUS (STS) CODES:

A-RECEIPT B-REFUND OF RECEIPT V-VOID REFUND OF RECEIPT X-REDUCTION OF EXPENDITURE  
 C-APPROPRIATION OR BUDGET MODIFICATIONS D-EXPENSE/SUPPLIES DISTRIBUTION F-FUND TO FUND TRANSFER

TRANS NO	ITEM NO	TRANS DATE	STS	DESCRIPTION OR SOURCE	T1	FUND	RCPT	SPCC	SUBJ	OPU	TRANS AMOUNT
073474	0001	03/01/2019	A	MD coffee service	03	018	1690	9100	000000	000	62.05
073516	0001	03/12/2019	A	Youth & Gov't Candy sales	03	018	1690	9100	000000	000	105.00
073524	0001	03/15/2019	A	AP Exams	03	018	1690	9100	000000	000	1,360.00
073525	0001	03/15/2019	A	MD Coffee Service	03	018	1690	9100	000000	000	63.55
073526	0001	03/15/2019	A	Youth & Gov't Candy Sales	03	018	1690	9100	000000	000	46.50
073545	0001	03/20/2019	A	Merchant apparel sales	03	018	1690	9100	000000	000	15.00
073547	0002	03/20/2019	A	Coke Commission High	03	018	1690	9100	000000	000	16.96
073548	0001	03/20/2019	A	AP Exams	03	018	1690	9100	000000	000	3,400.00
073568	0001	03/22/2019	A	AP Exams	03	018	1690	9100	000000	000	160.00
073569	0001	03/22/2019	A	AP Exams	03	018	1690	9100	000000	000	680.00
RCPT CODE SUB-TOTAL:											5,909.06
FUND CODE SUB-TOTAL:											5,909.06
073521	0002	03/15/2019	A	School fees princ acct	03	018	1620	9200	000000	000	119.00
RCPT CODE SUB-TOTAL:											119.00
073547	0005	03/20/2019	A	Coke Commission Jr High	03	018	1690	9200	000000	000	0.00
RCPT CODE SUB-TOTAL:											0.00
FUND CODE SUB-TOTAL:											119.00
073547	0004	03/20/2019	A	Coke Commission East	03	018	1690	9300	000000	000	11.60
RCPT CODE SUB-TOTAL:											11.60
FUND CODE SUB-TOTAL:											11.60
073486	0002	03/06/2019	A	school fees princ acct	03	018	1630	9400	000000	000	10.00
073496	0002	03/07/2019	A	School fees princ acct	03	018	1630	9400	000000	000	4.00
073502	0001	03/08/2019	A	Kroger check	03	018	1630	9400	000000	000	231.29
073502	0002	03/08/2019	A	School fees princ acct	03	018	1630	9400	000000	000	4.00
073543	0002	03/19/2019	A	Yearbook sale	03	018	1630	9400	000000	000	13.00
073558	0002	03/21/2019	A	School fees princ acct	03	018	1630	9400	000000	000	2.00
RCPT CODE SUB-TOTAL:											264.29
FUND CODE SUB-TOTAL:											264.29

STATUS (STS) CODES:

A-RECEIPT B-REFUND OF RECEIPT V-VOID REFUND OF RECEIPT X-REDUCTION OF EXPENDITURE  
 C-APPROPRIATION OR BUDGET MODIFICATIONS D-EXPENSE/SUPPLIES DISTRIBUTION F-FUND TO FUND TRANSFER

DATE: 04/02/2019  
TIME: 14:16

LEXINGTON LOCAL SCHOOLS  
TRANS. BY FUND/RCPT, ALL FUNDS  
DATES 03/01/2019 THRU 03/31/2019  
SORTED BY TRANSACTION DATE

PAGE: 9  
(RECLD)

TRANS NO	ITEM NO	TRANS DATE	STS	DESCRIPTION OR SOURCE	TI	FUND	RCPT	SPCC	SUBJ	OPU	TRANS AMOUNT
073543	0001	03/19/2019	A	Lost library book	03	018	1890	9401	000000	000	12.00
RCPT CODE SUB-TOTAL:											12.00
FUND CODE SUB-TOTAL:											12.00
073512	0002	03/11/2019	A	School fees princ acct	03	018	1630	9500	000000	000	10.00
073513	0001	03/12/2019	A	Kroger's check	03	018	1630	9500	000000	000	371.97
073531	0002	03/20/2019	A	School fees princ acct	03	018	1630	9500	000000	000	10.00
073557	0002	03/21/2019	A	School fees princ acct	03	018	1630	9500	000000	000	13.50
073561	0002	03/22/2019	A	School fees princ acct	03	018	1630	9500	000000	000	10.00
RCPT CODE SUB-TOTAL:											415.47
073547	0003	03/20/2019	A	Coke Commission Wester	03	018	1690	9500	000000	000	3.62
RCPT CODE SUB-TOTAL:											3.62
FUND CODE SUB-TOTAL:											419.09
073484	0003	03/06/2019	A	PTD Recycling-Central	03	019	1890	9121	000000	000	17.15
073559	0003	03/22/2019	A	PTD Recycling-Central	03	019	1890	9121	000000	000	6.69
RCPT CODE SUB-TOTAL:											23.84
FUND CODE SUB-TOTAL:											23.84
073484	0001	03/06/2019	A	PTD Recycling-Eastern	03	019	1890	9122	000000	000	17.15
073559	0001	03/22/2019	A	PTD Recycling-Eastern	03	019	1890	9122	000000	000	6.69
RCPT CODE SUB-TOTAL:											23.83
FUND CODE SUB-TOTAL:											23.83
073484	0002	03/06/2019	A	PTD Recycling-Western	03	019	1890	9123	000000	000	17.15
073559	0002	03/22/2019	A	PTD Recycling-Western	03	019	1890	9123	000000	000	6.69
RCPT CODE SUB-TOTAL:											23.83
FUND CODE SUB-TOTAL:											23.83

STATUS (STS) CODES:

A-RECEIPT B-REFUND OF RECEIPT V-VOID REFUND OF RECEIPT X-REDUCTION OF EXPENDITURE  
C-APPROPRIATION OR BUDGET MODIFICATIONS D-EXPENSE/SUPPLIES DISTRIBUTION F-FUND TO FUND TRANSFER

DATE: 04/02/2019  
TIME: 14:16

LEXINGTON LOCAL SCHOOLS  
TRANS. BY FUND/RCPT, ALL FUNDS  
DATES 03/01/2019 THRU 03/31/2019  
SORTED BY TRANSACTION DATE

PAGE: 10  
(RECLD)

TRANS NO	ITEM NO	TRANS DATE	STS	DESCRIPTION OR SOURCE	TI	FUND	RCPT	SPCC	SUBJ	DFU	TRANS AMOUNT	
073518	0001	03/13/2019	A	Freundlich Grant - Retired tea	03	019	1820	9302	000000	000	150.00	
											RCPT CODE SUB-TOTAL:	150.00
											FUND CODE SUB-TOTAL:	150.00
073497	0001	03/07/2019	A	Reg Girls BB Tourn adm 3/6	03	022	1615	9601	000000	000	4,020.00	
073504	0001	03/11/2019	A	Reg Girls BB tourn adm 3/9	03	022	1615	9601	000000	000	6,289.00	
073508	0002	03/11/2019	A	Girls BB Tourn Cust OF costs	03	022	1615	9601	000000	000	122.88-	
073508	0003	03/11/2019	A	Girls BB Tourn Cust benefits	03	022	1615	9601	000000	000	18.99-	
073509	0002	03/11/2019	A	Girls BB Tourn Cust OF costs	03	022	1615	9601	000000	000	416.27-	
073509	0003	03/11/2019	A	Girls BB Tourn Cust benefits	03	022	1615	9601	000000	000	64.31-	
073491	0001	03/14/2019	B	GIRLS REG. SEMI	03	022	1615	9601	000000	000	2,820.70-	
073491	0002	03/14/2019	B	GIRLS REG. FINAL	03	022	1615	9601	000000	000	4,596.82-	
											RCPT CODE SUB-TOTAL:	2,269.03
073506	0001	03/11/2019	A	Reg Girls Tourn broadcast fee	03	022	1690	9601	000000	000	175.00	
073507	0001	03/11/2019	A	Girls BB Sect tourn exp reimb	03	022	1690	9601	000000	000	520.87	
											RCPT CODE SUB-TOTAL:	695.87
											FUND CODE SUB-TOTAL:	2,964.90
073575	0002	03/31/2019	A	Richland Bank Int. 024	03	024	1410	0000	000000	000	2,061.92	
											RCPT CODE SUB-TOTAL:	2,061.92
073542	0001	03/19/2019	A	Heck March Ins	03	024	1872	0000	000000	000	2,114.31	
073528	0001	03/20/2019	A	Employees' Premiums March	03	024	1872	0000	000000	000	67,018.04	
073529	0001	03/20/2019	A	Board's Premiums March	03	024	1872	0000	000000	000	373,814.50	
											RCPT CODE SUB-TOTAL:	442,946.85
											FUND CODE SUB-TOTAL:	445,008.77
073574	0002	03/22/2019	A	Tickets	03	200	1620	9102	000000	000	50.00	
											RCPT CODE SUB-TOTAL:	50.00
073499	0001	03/08/2019	A	Spring Musical program ads	03	200	1690	9102	000000	000	1,341.00	

STATUS (STS) CODES:

A-RECEIPT B-REFUND OF RECEIPT V-VOID REFUND OF RECEIPT X-REDUCTION OF EXPENDITURE  
C-APPROPRIATION OR BUDGET MODIFICATIONS D-EXPENSE/SUPPLIES DISTRIBUTION F-FUND TO FUND TRANSFER

DATE: 04/02/2019  
TIME: 14:16

LEXINGTON LOCAL SCHOOLS  
TRANS. BY FUND/RCPT, ALL FUNDS  
DATES 03/01/2019 THRU 03/31/2019  
SORTED BY TRANSACTION DATE

PAGE: 11  
(RECLED)

TRANS NO	ITEM NO	TRANS DATE	STS	DESCRIPTION OR SOURCE	TI	FUND	RCPT	SFCC	SUBJ	OPU	TRANS AMOUNT	
073515	0001	03/12/2019	A	Spring Musical Program Ads	03	200	1690	9102	000000	000	499.00	
073546	0001	03/20/2019	A	Spring Musical Program ad	03	200	1690	9102	000000	000	100.00	
073574	0001	03/22/2019	A	Program Ads	03	200	1690	9102	000000	000	230.00	
											RCPT CODE SUB-TOTAL:	2,170.00
											FUND CODE SUB-TOTAL:	2,220.00
073570	0001	03/22/2019	A	Lanyard Sale	03	200	1620	9107	000000	000	174.35	
											RCPT CODE SUB-TOTAL:	174.35
											FUND CODE SUB-TOTAL:	174.35
073478	0001	03/05/2019	A	t-shirt sales	03	200	1620	9115	000000	000	13.00	
											RCPT CODE SUB-TOTAL:	13.00
											FUND CODE SUB-TOTAL:	13.00
073479	0001	03/05/2019	A	Yearbook Ad sale	03	200	1690	9119	000000	000	115.00	
											RCPT CODE SUB-TOTAL:	115.00
											FUND CODE SUB-TOTAL:	115.00
073559	0004	03/22/2019	A	Milliron	03	200	1690	9612	000000	000	16.68	
											RCPT CODE SUB-TOTAL:	16.68
											FUND CODE SUB-TOTAL:	16.68
073505	0001	03/11/2019	A	Reg Girls BB tourn programs	03	300	1620	9600	000000	000	120.00	
											RCPT CODE SUB-TOTAL:	120.00
073495	0001	03/05/2019	A	State Wrestling Ticket reimb	03	300	1690	9600	000000	000	220.00	
073544	0001	03/19/2019	A	2018/19 Program ad	03	300	1690	9600	000000	000	160.00	
073552	0001	03/20/2019	A	Spring Sport Poster ad	03	300	1690	9600	000000	000	100.00	

STATUS (STS) CODES:

A-RECEIPT B-REFUND OF RECEIPT V-VOID REFUND OF RECEIPT X-REDUCTION OF EXPENDITURE  
C-APPROPRIATION OR BUDGET MODIFICATIONS D-EXPENSE/SUPPLIES DISTRIBUTION F-FUND TO FUND TRANSFER

DATE: 04/02/2019  
TIME: 14:16

LEXINGTON LOCAL SCHOOLS  
TRANS. BY FUND/RCPT, ALL FUNDS  
DATES 03/01/2019 THRU 03/31/2019  
SORTED BY TRANSACTION DATE

PAGE: 12  
(RECLD)

TRANS NO	ITEM NO	TRANS DATE	STS	DESCRIPTION OR SOURCE	TI	FUND	RCPT	SPCC	SUBJ	OPU	TRANS AMOUNT
RCPT CODE SUB-TOTAL:											480.00
073482	0001	03/05/2019	A	2018 Girls Golf Invite entry	03	300	1890	9600	000000	706	250.00
073501	0001	03/08/2019	A	2019 Track Invite entry fee	03	300	1890	9600	000000	712	125.00
073553	0001	03/20/2019	A	2019 Track Invite entry fee	03	300	1890	9600	000000	712	250.00
RCPT CODE SUB-TOTAL:											625.00
FUND CODE SUB-TOTAL:											1,225.00
073483	0001	03/05/2019	A	Elem Music Donation	03	300	1690	9603	000000	000	217.00
073486	0003	03/06/2019	A	Elem Music fundraiser	03	300	1690	9603	000000	000	171.00
RCPT CODE SUB-TOTAL:											388.00
FUND CODE SUB-TOTAL:											388.00
073538	0001	03/22/2019	A	Network Connectivity Revenue	03	451	3219	9019	000000	000	4,500.00
RCPT CODE SUB-TOTAL:											4,500.00
FUND CODE SUB-TOTAL:											4,500.00
073534	0001	03/21/2019	A	IDEA-B Revenue	03	516	4220	9019	000000	000	36,033.21
RCPT CODE SUB-TOTAL:											36,033.21
FUND CODE SUB-TOTAL:											36,033.21
073533	0001	03/21/2019	A	Title I Revenue	03	572	4220	9019	000000	000	30,056.01
RCPT CODE SUB-TOTAL:											30,056.01
FUND CODE SUB-TOTAL:											30,056.01
073536	0001	03/21/2019	A	IDEA ECSE Revenue	03	587	4220	9019	000000	000	15.39
073537	0001	03/22/2019	A	IDEA ECSE Restoration Revenue	03	587	4220	9019	000000	000	1,272.95
RCPT CODE SUB-TOTAL:											1,288.34

STATUS (STS) CODES:

A-RECEIPT B-REFUND OF RECEIPT V-VOID REFUND OF RECEIPT X-REDUCTION OF EXPENDITURE  
C-APPROPRIATION OR BUDGET MODIFICATIONS D-EXPENSE/SUPPLIES DISTRIBUTION F-FUND TO FUND TRANSFER

28



DATE: 04/02/2019  
TIME: 14:16

LEXINGTON LOCAL SCHOOLS  
TRANS. BY FUND/RCPT, ALL FUNDS  
DATES 03/01/2019 THRU 03/31/2019  
SORTED BY TRANSACTION DATE

PAGE: 13  
(RECEIVED)

TRANS NO	ITEM NO	TRANS DATE	STS DESCRIPTION OR SOURCE	TI	FUND	RCPT	SPCC	SUBJ	OPU	TRANS AMOUNT	
										FUND CODE SUB-TOTAL:	1,288.34
073535	0001	03/21/2019	A Title II-A Revenue	03	590	4220	9019	000000	000	9,928.77	
										RCPT CODE SUB-TOTAL:	9,928.77
										FUND CODE SUB-TOTAL:	9,928.77
										GRAND TOTAL:	5,704,158.83

STATUS (STS) CODES:

A-RECEIPT    B-REFUND OF RECEIPT    V-VOID REFUND OF RECEIPT    X-REDUCTION OF EXPENDITURE  
C-APPROPRIATION OR BUDGET MODIFICATIONS    D-EXPENSE/SUPPLIES DISTRIBUTION    F-FUND TO FUND TRANSFER

LEXINGTON LOCAL SCHOOLS  
 Revenue Account Summary  
 SORTED BY FUND-SOC/ACCT

	FYTD Receivable	FYTD Actual Receipts	MTD Actual Receipts	YTD Actual Receipts	FYTD Balance Receivable	FYTD Percent Received
*****TOTAL FOR FUND-SOC 001 0000 (GENERAL FUND):	24,495,508.00	19,568,662.55	4,857,041.18	7,924,249.26	4,926,845.45	79.89
*****TOTAL FOR FUND-SOC 003 0000 (PERMANENT IMPROVEMENT FUND):	702,632.00	613,981.88	238,911.64	309,091.64	88,650.12	87.38
*****TOTAL FOR FUND-SOC 006 0000 (FOOD SERVICE FUND):	755,799.00	469,661.51	62,324.81	190,881.62	286,137.49	62.14
*****TOTAL FOR FUND-SOC 007 9100 (LEXINGTON MINUTEMEN ACADEMIC SCHOLARSHIP FUND):	6,040.00	7,661.62	4,972.71	7,181.80	1,621.62	126.85
*****TOTAL FOR FUND-SOC 007 9800 (TERRY McCAMMON SCHOLARSHIP FUND):	350.00	166.23	19.92	57.48	193.77	47.49
*****TOTAL FOR FUND-SOC 018 9100 (HIGH SCHOOL PRINCIPAL'S FUND):	10,628.00	9,211.71	5,909.06	6,380.32	1,416.29	86.67
*****TOTAL FOR FUND-SOC 018 9200 (JUNIOR HIGH PRINCIPAL'S FUND):	5,233.00	4,364.78	119.00	119.00	868.22	83.41
*****TOTAL FOR FUND-SOC 018 9300 (EASTERN PRINCIPAL'S FUND):	9,609.00	4,109.19	11.60	1,227.70	5,499.81	42.76
*****TOTAL FOR FUND-SOC 018 9301 (EASTERN ELEMENTARY BOOKFAIR/BOXTOPS FUND):	6,539.00	2,894.46	0.00	0.00	3,644.54	44.26
*****TOTAL FOR FUND-SOC 018 9302 (EASTERN ELEMENTARY MATH):	1,226.00	0.00	0.00	0.00	1,226.00	0.00

\*\*\* NOTE!! ONLY ACTIVE ACCOUNTS HAVE BEEN SELECTED, TOTALS MAY EXCLUDE AMOUNTS THAT ARE RELATED TO INACTIVE ACCOUNTS. \*\*\*

	FYTD Receivable	FYTD Actual Receipts	MTD Actual Receipts	YTD Actual Receipts	FYTD Balance Receivable	FYTD Percent Received
*****TOTAL FOR FUND-SCC 018 9303 (EASTERN RUN CLUB):	0.00	206.68	0.00	0.00	206.68	0.00
*****TOTAL FOR FUND-SCC 018 9400 (CENTRAL PRINCIPAL'S FUND):	5,785.00	2,343.49	264.29	725.19	3,441.51	40.51
*****TOTAL FOR FUND-SCC 018 9401 (CENTRAL ELEMENTARY BOOKFAIR FUND):	4,548.00	2,476.10	12.00	28.00	2,071.90	54.44
*****TOTAL FOR FUND-SCC 018 9402 (CENTRAL ELEMENTARY ART):	1,415.00	0.00	0.00	0.00	1,415.00	0.00
*****TOTAL FOR FUND-SCC 018 9500 (WESTERN PRINCIPAL'S FUND):	6,709.00	3,853.84	419.09	562.59	2,855.16	57.44
*****TOTAL FOR FUND-SCC 018 9501 (WESTERN ELEMENTARY BOOKFAIR/BOXTOPS FUND):	5,976.00	3,623.12	0.00	0.00	2,352.88	60.63
*****TOTAL FOR FUND-SCC 018 9503 (WESTERN ELEMENTARY ART):	2,455.00	0.00	0.00	0.00	2,455.00	0.00
*****TOTAL FOR FUND-SCC 019 9121 (CENTRAL ELEMENTARY PTO GRANTS):	1,171.00	1,111.51	23.84	35.45	59.49	94.92
*****TOTAL FOR FUND-SCC 019 9122 (EASTERN ELEMENTARY PTO GRANTS):	1,171.00	1,111.51	23.83	35.45	59.49	94.92
*****TOTAL FOR FUND-SCC 019 9123 (WESTERN ELEMENTARY PTO GRANTS):	1,171.00	1,111.51	23.83	35.44	59.49	94.92

\*\*\* NOTE!! ONLY ACTIVE ACCOUNTS HAVE BEEN SELECTED, TOTALS MAY EXCLUDE AMOUNTS THAT ARE RELATED TO INACTIVE ACCOUNTS. \*\*\*

LEXINGTON LOCAL SCHOOLS  
 Revenue Account Summary  
 SORTED BY FUND-SCC/ACCT

	FYTD Receivable	FYTD Actual Receipts	NTD Actual Receipts	YTD Actual Receipts	FYTD Balance Receivable	FYTD Percent Received
*****TOTAL FOR FUND-SCC 019 9218 (RICH CO FOUND-WRITE STUFF STEAM KIT):	1,172.57	1,172.57	0.00	0.00	0.00	100.00
*****TOTAL FOR FUND-SCC 019 9301 (RICH CO FOUND/SECO ROBOTICS GRANT (HEIMANN)):	15,000.00	0.00	0.00	0.00	15,000.00	0.00
*****TOTAL FOR FUND-SCC 019 9302 (RICH CO RETIRED TEACHERS ASSOC):	0.00	150.00	150.00	150.00	150.00	0.00
*****TOTAL FOR FUND-SCC 022 9601 (OHSAA TOURNAMENT AGENCY FUND):	76,290.00	22,823.11	2,964.90	8,486.77	53,466.89	29.92
*****TOTAL FOR FUND-SCC 024 0000 (EMPLOYEE BENEFITS FUND FOR MEDICAL/DENTAL):	4,921,275.00	3,510,996.34	445,008.77	1,335,138.75	1,410,278.66	71.34
*****TOTAL FOR FUND-SCC 200 9102 (HIGH SCHOOL DRAMA CLUB):	15,893.00	2,220.00	2,220.00	2,220.00	13,673.00	13.97
*****TOTAL FOR FUND-SCC 200 9104 (HIGH SCHOOL LEADERSHIP COUNCIL):	3,712.00	0.00	0.00	0.00	3,712.00	0.00
*****TOTAL FOR FUND-SCC 200 9105 (HIGH SCHOOL FRENCH CLUB):	184.00	35.00	0.00	35.00	149.00	19.02
*****TOTAL FOR FUND-SCC 200 9107 (HIGH SCHOOL SPANISH CLUB):	400.00	174.35	174.35	174.35	225.65	43.59
*****TOTAL FOR FUND-SCC 200 9108 (HIGH SCHOOL LED CLUB):	955.00	553.10	0.00	144.89	401.90	57.92

\*\*\* NOTE!! ONLY ACTIVE ACCOUNTS HAVE BEEN SELECTED, TOTALS MAY EXCLUDE AMOUNTS THAT ARE RELATED TO INACTIVE ACCOUNTS. \*\*\*

LEXINGTON LOCAL SCHOOLS  
 Revenue Account Summary  
 SORTED BY FUND-SCC/ACCT

	FYTD Receivable	FYTD Actual Receipts	MTD Actual Receipts	YTD Actual Receipts	FYTD Balance Receivable	FYTD Percent Received
*****TOTAL FOR FUND-SCC 200 9114 (HIGH SCHOOL STUDENT COUNCIL FUND):	958.00	804.25	0.00	154.98	153.75	83.95
*****TOTAL FOR FUND-SCC 200 9115 (HIGH SCHOOL KEY CLUB):	435.00	455.00	13.00	205.00	19.00-	104.36
*****TOTAL FOR FUND-SCC 200 9119 (HIGH SCHOOL YEARBOOK FUND):	13,323.00	12,130.00	115.00	920.00	1,193.00	91.05
*****TOTAL FOR FUND-SCC 200 9121 (HIGH SCHOOL NATIONAL HONOR SOCIETY):	1,590.00	2,218.00	0.00	162.00	628.00-	139.50
*****TOTAL FOR FUND-SCC 200 9201 (JUNIOR HIGH ART CLUB):	96.00	56.20	0.00	0.00	39.80	58.54
*****TOTAL FOR FUND-SCC 200 9204 (JUNIOR HIGH STUDENT COUNCIL FUND):	1,686.00	1,217.35	0.00	557.50	468.65	72.20
*****TOTAL FOR FUND-SCC 200 9301 (EASTERN ELEMENTARY STUDENT ACTIVITY FUND):	2,225.00	1,049.99	0.00	575.63	1,175.02	47.19
*****TOTAL FOR FUND-SCC 200 9302 (EASTERN ELEMENTARY ROBOTICS FUND):	0.00	855.00	0.00	420.00	855.00-	0.00
*****TOTAL FOR FUND-SCC 200 9611 (HIGH SCHOOL INFORMED TEENS FUND):	1,402.00	0.00	0.00	0.00	1,402.00	0.00
*****TOTAL FOR FUND-SCC 200 9612 (JUNIOR HIGH INFORMED TEENS FUND):	736.00	48.96	16.68	41.46	687.04	6.65

\*\*\* NOTE!! ONLY ACTIVE ACCOUNTS HAVE BEEN SELECTED, TOTALS MAY EXCLUDE AMOUNTS THAT ARE RELATED TO INACTIVE ACCOUNTS. \*\*\*

	FYTD Receivable	FYTD Actual Receipts	MTD Actual Receipts	YTD Actual Receipts	FYTD Balance Receivable	FYTD Percent Received
*****TOTAL FOR FUND-SCC 300 9115 (JAZZ BAND):	528.00	0.00	0.00	0.00	528.00	0.00
*****TOTAL FOR FUND-SCC 300 9116 (CHOIR):	200.00	0.00	0.00	0.00	200.00	0.00
*****TOTAL FOR FUND-SCC 300 9206 (JUNIOR HIGH PHYS ED DEPARTMENT FUND):	2,910.00	2,395.00	0.00	845.00	515.00	82.30
*****TOTAL FOR FUND-SCC 300 9600 (ATHLETIC FUND):	227,988.00	180,052.80	1,225.00	30,905.20	47,935.20	78.97
*****TOTAL FOR FUND-SCC 300 9601 (ATHLETIC CAPITAL FUND):	26,000.00	13,000.00	0.00	0.00	13,000.00	50.00
*****TOTAL FOR FUND-SCC 300 9603 (ELEMENTARY MUSIC):	276.00	388.00	388.00	388.00	112.00	140.58
*****TOTAL FOR FUND-SCC 451 9019 (Network Connectivity FY 2019):	9,000.00	9,000.00	4,500.00	4,500.00	0.00	100.00
*****TOTAL FOR FUND-SCC 499 9018 (SECONDARY TRANSITION ENHANCEMENT FUND):	1,171.00	1,171.00	0.00	0.00	0.00	100.00
*****TOTAL FOR FUND-SCC 499 9019 (SCHOOL SAFETY GRANT):	13,136.25	13,136.25	0.00	0.00	0.00	100.00
*****TOTAL FOR FUND-SCC 516 9018 (IDEA-B SPECIAL EDUCATION FY18):	85,890.06	86,225.54	0.00	0.00	335.48	100.39

\*\*\* NOTE!! ONLY ACTIVE ACCOUNTS HAVE BEEN SELECTED, TOTALS MAY EXCLUDE AMOUNTS THAT ARE RELATED TO INACTIVE ACCOUNTS. \*\*\*

	FYTD Receivable	FYTD Actual Receipts	MTD Actual Receipts	YTD Actual Receipts	FYTD Balance Receivable	FYTD Percent Received
*****TOTAL FOR FUND-SCC 516 9019 (IDEA-B SPECIAL EDUCATION FY19):	561,089.77	287,012.75	36,033.21	144,526.47	274,077.02	51.15
*****TOTAL FOR FUND-SCC 572 9018 (TITLE I FY18):	49,793.26	51,049.39	0.00	0.00	1,256.13	102.52
*****TOTAL FOR FUND-SCC 572 9019 (TITLE I FY19):	270,922.45	174,527.69	30,056.01	98,284.61	96,394.76	64.42
*****TOTAL FOR FUND-SCC 587 9018 (EARLY CHILDHOOD SPECIAL EDUCATION IDEA FY18):	515.19	515.19	0.00	0.00	0.00	100.00
*****TOTAL FOR FUND-SCC 587 9019 (EARLY CHILDHOOD SPECIAL EDUCATION IDEA FY19):	28,685.67	7,700.58	1,288.34	3,862.59	20,985.09	26.84
*****TOTAL FOR FUND-SCC 590 9019 (TITLE II-A IMPROVING TEACHER QUALITY FY19):	55,035.92	47,768.68	9,928.77	27,986.43	7,267.24	86.80
*****TOTAL FOR FUND-SCC 599 9019 (TITLE IV):	26,113.30	8,239.00	0.00	528.00	17,874.30	31.55
*****GRAND TOTALS:	32,440,553.44	25,135,692.77	5,704,158.83	10,091,823.57	7,304,860.67	77.48

\*\*\* NOTE!! ONLY ACTIVE ACCOUNTS HAVE BEEN SELECTED, TOTALS MAY EXCLUDE AMOUNTS THAT ARE RELATED TO INACTIVE ACCOUNTS. \*\*\*

LEXINGTON LOCAL SCHOOLS  
 Appropriation Account Summary  
 SORTED BY FUND-SCC/ACCT

FYTD Appropriated	Prior FY Carryover Encumbrances	FYTD Expendable	FYTD Actual Expenditures	MTD Actual Expenditures	Current + Future Encumbrances	FYTD Remaining Balance	FYTD Percent Exp/Enc
*****TOTAL FOR FUND-SCC 001 0000 (GENERAL FUND):							
25,277,489.00	46,429.80	25,323,918.80	18,458,408.09	2,184,503.29	886,719.51	5,978,791.20	76.39
*****TOTAL FOR FUND-SCC 003 0000 (PERMANENT IMPROVEMENT FUND):							
740,828.27	6,555.13	747,383.40	672,961.66	1,252.47	4,184.11	70,237.63	90.60
*****TOTAL FOR FUND-SCC 006 0000 (FOOD SERVICE FUND):							
760,280.38	366.83	760,647.21	531,609.76	59,875.93	66,985.88	162,051.57	78.70
*****TOTAL FOR FUND-SCC 007 9100 (LEXINGTON MINUTEMEN ACADEMIC SCHOLARSHIP FUND):							
8,000.00	500.00	8,500.00	5,300.00	0.00	1,000.00	2,200.00	74.12
*****TOTAL FOR FUND-SCC 007 9800 (TERRY McCAMMON SCHOLARSHIP FUND):							
500.00	0.00	500.00	500.00	0.00	0.00	0.00	100.00
*****TOTAL FOR FUND-SCC 018 9100 (HIGH SCHOOL PRINCIPAL'S FUND):							
11,757.00	0.00	11,757.00	3,806.74	267.73	7,208.90	741.36	93.69
*****TOTAL FOR FUND-SCC 018 9200 (JUNIOR HIGH PRINCIPAL'S FUND):							
4,340.00	2,380.00	6,720.00	3,309.49	0.00	3,295.09	115.42	98.28
*****TOTAL FOR FUND-SCC 018 9300 (EASTERN PRINCIPAL'S FUND):							
12,246.00	827.80	13,073.80	5,679.42	504.19	1,125.63	6,268.75	52.05
*****TOTAL FOR FUND-SCC 018 9301 (EASTERN ELEMENTARY BOOKFAIR/BOXTOPS FUND):							
7,931.00	0.00	7,931.00	3,525.93	0.00	4,514.54	109.47	101.38
*****TOTAL FOR FUND-SCC 018 9302 (EASTERN ELEMENTARY MATH):							
1,010.00	0.00	1,010.00	367.78	0.00	192.22	450.00	55.45

\*\*\* NOTE!! ONLY ACTIVE ACCOUNTS HAVE BEEN SELECTED, TOTALS MAY EXCLUDE AMOUNTS THAT ARE RELATED TO INACTIVE ACCOUNTS. \*\*\*



LEXINGTON LOCAL SCHOOLS  
 Appropriation Account Summary  
 SORTED BY FUND-SCC/ACCT

FYTD Appropriated	Prior FY Carryover Encumbrances	FYTD Expendable	FYTD Actual Expenditures	MTD Actual Expenditures	Current + Future Encumbrances	FYTD Remaining Balance	FYTD Percent Exp/Enc
*****TOTAL FOR FUND-SCC 018 9400 (CENTRAL PRINCIPAL'S FUND):							
5,121.00	437.96	5,558.96	2,592.30	1,276.08	2,242.56	724.10	86.97
*****TOTAL FOR FUND-SCC 018 9401 (CENTRAL ELEMENTARY BOOKFAIR FUND):							
5,937.00	0.00	5,937.00	1,478.48	0.00	2,776.42	1,682.10	71.67
*****TOTAL FOR FUND-SCC 018 9402 (CENTRAL ELEMENTARY ART):							
1,096.00	0.00	1,096.00	228.63	228.63	0.00	867.37	20.86
*****TOTAL FOR FUND-SCC 018 9500 (WESTERN PRINCIPAL'S FUND):							
5,039.00	473.51	5,512.51	2,163.48	200.00	930.50	2,418.53	56.13
*****TOTAL FOR FUND-SCC 018 9501 (WESTERN ELEMENTARY BOOKFAIR/BOXTOPS FUND):							
6,474.00	0.00	6,474.00	3,620.78	0.00	0.00	2,853.22	55.93
*****TOTAL FOR FUND-SCC 018 9503 (WESTERN ELEMENTARY ART):							
1,918.00	0.00	1,918.00	0.00	0.00	0.00	1,918.00	0.00
*****TOTAL FOR FUND-SCC 018 9901 (JUNIOR HIGH TEACHER ADVISORY FUND):							
109.25	0.00	109.25	0.00	0.00	0.00	109.25	0.00
*****TOTAL FOR FUND-SCC 019 9121 (CENTRAL ELEMENTARY PTO GRANTS):							
1,324.65	250.00	1,574.65	553.60	100.00	527.98	493.07	68.69
*****TOTAL FOR FUND-SCC 019 9122 (EASTERN ELEMENTARY PTO GRANTS):							
1,547.22	0.00	1,547.22	268.22	0.00	0.00	1,279.00	17.34
*****TOTAL FOR FUND-SCC 019 9123 (WESTERN ELEMENTARY PTO GRANTS):							
4,707.40	0.00	4,707.40	1,372.03	1,044.00	123.13	3,212.24	31.76

\*\*\* NOTE!! ONLY ACTIVE ACCOUNTS HAVE BEEN SELECTED, TOTALS MAY EXCLUDE AMOUNTS THAT ARE RELATED TO INACTIVE ACCOUNTS. \*\*\*

LEXINGTON LOCAL SCHOOLS  
 Appropriation Account Summary  
 SORTED BY FUND-SCC/ACCT

FYTD Appropriated	Prior FY Carryover Encumbrances	FYTD Expendable	FYTD Actual Expenditures	MTD Actual Expenditures	Current + Future Encumbrances	FYTD Remaining Balance	FYTD Percent Exp/Enc
*****TOTAL FOR FUND-SCC 019 9200 (RICHLAND COUNTY FOUNDATION GRANT PLAYGROUND):							
200.00	0.00	200.00	0.00	0.00	0.00	200.00	0.00
*****TOTAL FOR FUND-SCC 019 9218 (RICH CO FOUND-WRITE STUFF STEAM KIT):							
1,172.57	0.00	1,172.57	643.43	206.94	0.00	529.14	54.87
*****TOTAL FOR FUND-SCC 019 9301 (RICH CO FOUND/SECO ROBOTICS GRANT (HEIMANN)):							
15,600.00	0.00	15,600.00	362.26	330.00	237.74	15,000.00	3.85
*****TOTAL FOR FUND-SCC 022 9601 (OHSAA TOURNAMENT AGENCY FUND):							
74,027.00	246.56	74,273.56	31,681.75	5,953.84	44,472.08	1,880.27	102.53
*****TOTAL FOR FUND-SCC 024 0000 (EMPLOYEE BENEFITS FUND FOR MEDICAL/DENTAL):							
4,459,905.00	0.00	4,459,905.00	3,963,525.29	689,317.52	8,250.00	488,129.71	89.06
*****TOTAL FOR FUND-SCC 200 9101 (HIGH SCHOOL ART CLUB):							
93.76	0.00	93.76	0.00	0.00	0.00	93.76	0.00
*****TOTAL FOR FUND-SCC 200 9102 (HIGH SCHOOL DRAMA CLUB):							
14,916.00	5,110.00	20,026.00	5,471.03	0.00	5,190.84	9,364.13	53.24
*****TOTAL FOR FUND-SCC 200 9103 (HIGH SCHOOL MATH CLUB):							
52.70	0.00	52.70	0.00	0.00	0.00	52.70	0.00
*****TOTAL FOR FUND-SCC 200 9104 (HIGH SCHOOL LEADERSHIP COUNCIL):							
3,656.00	0.00	3,656.00	0.00	0.00	0.00	3,656.00	0.00
*****TOTAL FOR FUND-SCC 200 9105 (HIGH SCHOOL FRENCH CLUB):							
107.00	0.00	107.00	0.00	0.00	0.00	107.00	0.00

\*\*\* NOTE!! ONLY ACTIVE ACCOUNTS HAVE BEEN SELECTED, TOTALS MAY EXCLUDE AMOUNTS THAT ARE RELATED TO INACTIVE ACCOUNTS. \*\*\*

LEXINGTON LOCAL SCHOOLS  
 Appropriation Account Summary  
 SORTED BY FUND-SCC/ACCT

FYTD Appropriated	Prior FY Carryover Encumbrances	FYTD Expendable	FYTD Actual Expenditures	MTD Actual Expenditures	Current + Future Encumbrances	FYTD Remaining Balance	FYTD Percent Exp/Enc
*****TOTAL FOR FUND-SCC 200 9107 (HIGH SCHOOL SPANISH CLUB):							
483.00	0.00	483.00	20.00	0.00	0.00	463.00	4.14
*****TOTAL FOR FUND-SCC 200 9108 (HIGH SCHOOL LED CLUB):							
2,009.00	0.00	2,009.00	394.05	0.00	1,605.95	9.00	99.55
*****TOTAL FOR FUND-SCC 200 9114 (HIGH SCHOOL STUDENT COUNCIL FUND):							
2,276.86	0.00	2,276.86	255.69	0.00	744.31	1,276.86	43.92
*****TOTAL FOR FUND-SCC 200 9115 (HIGH SCHOOL KEY CLUB):							
1,232.00	117.79	1,349.79	841.97	0.00	169.03	339.79	74.90
*****TOTAL FOR FUND-SCC 200 9116 (HIGH SCHOOL CHESS CLUB):							
321.00	0.00	321.00	0.00	0.00	0.00	321.00	0.00
*****TOTAL FOR FUND-SCC 200 9119 (HIGH SCHOOL YEARBOOK FUND):							
18,482.00	9,136.66	27,618.66	19,980.78	0.00	4,128.14	3,709.74	86.66
*****TOTAL FOR FUND-SCC 200 9120 (HIGH SCHOOL JOURNALISM FUND):							
165.00	0.00	165.00	0.00	0.00	0.00	165.00	0.00
*****TOTAL FOR FUND-SCC 200 9121 (HIGH SCHOOL NATIONAL HONOR SOCIETY):							
2,300.00	0.00	2,300.00	2,205.18	272.20	58.02	36.80	98.40
*****TOTAL FOR FUND-SCC 200 9201 (JUNIOR HIGH ART CLUB):							
481.13	0.00	481.13	0.00	0.00	0.00	481.13	0.00
*****TOTAL FOR FUND-SCC 200 9204 (JUNIOR HIGH STUDENT COUNCIL FUND):							
1,128.00	0.00	1,128.00	457.76	0.00	523.12	147.12	86.96

\*\*\* NOTE!! ONLY ACTIVE ACCOUNTS HAVE BEEN SELECTED, TOTALS MAY EXCLUDE AMOUNTS THAT ARE RELATED TO INACTIVE ACCOUNTS. \*\*\*

LEXINGTON LOCAL SCHOOLS  
 Appropriation Account Summary  
 SORTED BY FUND-ACC/ACCT

FYTD Appropriated	Prior FY Carryover Encumbrances	FYTD Expendable	FYTD Actual Expenditures	MTD Actual Expenditures	Current + Future Encumbrances	FYTD Remaining Balance	FYTD Percent Exp/Enc
*****TOTAL FOR FUND-ACC 200 9205 (JUNIOR HIGH LIBRARY CLUB):							
77.65	0.00	77.65	0.00	0.00	0.00	77.65	0.00
*****TOTAL FOR FUND-ACC 200 9301 (EASTERN ELEMENTARY STUDENT ACTIVITY FUND):							
1,764.00	0.00	1,764.00	816.96	0.00	947.00	0.04	100.00
*****TOTAL FOR FUND-ACC 200 9302 (EASTERN ELEMENTARY ROBOTICS FUND):							
500.00	0.00	500.00	143.30	0.00	356.70	0.00	100.00
*****TOTAL FOR FUND-ACC 200 9611 (HIGH SCHOOL INFORMED TEENS FUND):							
1,454.00	0.00	1,454.00	0.00	0.00	0.00	1,454.00	0.00
*****TOTAL FOR FUND-ACC 200 9612 (JUNIOR HIGH INFORMED TEENS FUND):							
530.00	0.00	530.00	0.00	0.00	0.00	530.00	0.00
*****TOTAL FOR FUND-ACC 300 9115 (JAZZ BAND):							
649.00	0.00	649.00	0.00	0.00	0.00	649.00	0.00
*****TOTAL FOR FUND-ACC 300 9116 (CHOIR):							
1,302.20	0.00	1,302.20	92.00	0.00	0.00	1,210.20	7.06
*****TOTAL FOR FUND-ACC 300 9206 (JUNIOR HIGH PHYS ED DEPARTMENT FUND):							
2,453.00	0.00	2,453.00	1,910.01	0.00	372.99	170.00	93.07
*****TOTAL FOR FUND-ACC 300 9600 (ATHLETIC FUND):							
222,500.00	8,272.86	230,772.86	198,946.41	8,402.81	30,200.45	1,626.00	99.30
*****TOTAL FOR FUND-ACC 300 9602 (ORCHESTRA):							
63.22	0.00	63.22	0.00	0.00	0.00	63.22	0.00

\*\*\* NOTE!! ONLY ACTIVE ACCOUNTS HAVE BEEN SELECTED, TOTALS MAY EXCLUDE AMOUNTS THAT ARE RELATED TO INACTIVE ACCOUNTS. \*\*\*

LEXINGTON LOCAL SCHOOLS  
 Appropriation Account Summary  
 SORTED BY FUND-SCC/ACCT

FYTD Appropriated	Prior FY Carryover Encumbrances	FYTD Expendable	FYTD Actual Expenditures	MTD Actual Expenditures	Current + Future Encumbrances	FYTD Remaining Balance	FYTD Percent Exp/Enc
*****TOTAL FOR FUND-SCC 300 9603 (ELEMENTARY MUSIC):							
1,552.00	0.00	1,552.00	179.84	0.00	0.00	1,372.16	11.59
*****TOTAL FOR FUND-SCC 300 9605 (BAND):							
232.95	0.00	232.95	0.00	0.00	0.00	232.95	0.00
*****TOTAL FOR FUND-SCC 451 9019 (Network Connectivity FY 2019):							
9,000.00	0.00	9,000.00	9,000.00	0.00	0.00	0.00	100.00
*****TOTAL FOR FUND-SCC 499 9018 (SECONDARY TRANSITION ENHANCEMENT FUND):							
0.00	1,171.00	1,171.00	1,171.00	0.00	0.00	0.00	100.00
*****TOTAL FOR FUND-SCC 499 9019 (SCHOOL SAFETY GRANT):							
13,136.25	0.00	13,136.25	13,136.25	0.00	0.00	0.00	100.00
*****TOTAL FOR FUND-SCC 516 9018 (IDEA-B SPECIAL EDUCATION FY18):							
13,319.26	27,325.14	40,644.40	40,644.40	0.00	0.00	0.00	100.00
*****TOTAL FOR FUND-SCC 516 9019 (IDEA-B SPECIAL EDUCATION FY19):							
560,754.29	0.00	560,754.29	342,758.02	78,211.46	131,408.98	86,587.29	84.56
*****TOTAL FOR FUND-SCC 572 9018 (TITLE I FY18):							
34,567.08	378.00	34,945.08	34,945.08	0.00	0.00	0.00	100.00
*****TOTAL FOR FUND-SCC 572 9019 (TITLE I FY19):							
269,666.32	0.00	269,666.32	180,555.84	22,291.08	11,823.49	77,286.99	71.34
*****TOTAL FOR FUND-SCC 587 9018 (EARLY CHILDHOOD SPECIAL EDUCATION IDEA FY18):							
4,410.28	4,410.28	0.00	0.00	0.00	0.00	0.00	0.00

\*\*\* NOTE!! ONLY ACTIVE ACCOUNTS HAVE BEEN SELECTED, TOTALS MAY EXCLUDE AMOUNTS THAT ARE RELATED TO INACTIVE ACCOUNTS. \*\*\*

LEXINGTON LOCAL SCHOOLS  
 Appropriation Account Summary  
 SORTED BY FUND-SCC/ACCT

FYTD Appropriated	Prior FY Carryover Encumbrances	FYTD Expendable	FYTD Actual Expenditures	MTD Actual Expenditures	Current + Future Encumbrances	FYTD Remaining Balance	FYTD Percent Exp/Enc
*****TOTAL FOR FUND-SCC 597 9019 (EARLY CHILDHOOD SPECIAL EDUCATION IDEA FY19):							
28,685.67	0.00	28,685.67	8,522.67	1,434.98	10,954.06	9,208.94	67.90
*****TOTAL FOR FUND-SCC 590 9019 (TITLE II-A IMPROVING TEACHER QUALITY FY19):							
55,035.92	0.00	55,035.92	50,294.72	7,467.74	0.00	4,741.20	91.39
*****TOTAL FOR FUND-SCC 599 9018 (TITLE IV):							
3,400.00-	3,400.00	0.00	0.00	0.00	0.00	0.00	0.00
*****TOTAL FOR FUND-SCC 599 9019 (TITLE IV):							
26,113.30	0.00	26,113.30	8,239.00	0.00	241.00	17,633.30	32.47
*****GRAND TOTALS:							
32,692,009.02	117,789.32	32,809,798.34	24,614,941.08	3,063,140.89	1,233,510.37	6,961,346.89	78.78

\*\*\* NOTE!! ONLY ACTIVE ACCOUNTS HAVE BEEN SELECTED, TOTALS MAY EXCLUDE AMOUNTS THAT ARE RELATED TO INACTIVE ACCOUNTS. \*\*\*