

# LEXINGTON LOCAL SCHOOLS



---

FINANCIAL REPORT  
FOR THE PERIOD ENDING  
DECEMBER 31, 2018

---

PREPARED BY  
JASON WHITESEL, TREASURER

	SUB-TOTALS -----	TOTALS -----
Gross Depository Balances:		
RICHLAND BANK MMA 5719	\$ 3,124,986.38	
RICHLAND BANK SWEEP ACCT 3520	509,912.54	
RICHLAND BANK GENERAL ACCT 0580	300,000.00	
RICHLAND BANK ANTHEM SWEEP 3523	1,163,137.10	
RICHLAND BANK EE BENEFITS 3180	0.00	
RICHLAND BANK PAYROLL ACCT 9780	32,554.36	
RICHLAND BANK ATHLETIC ACCT 3280	3,195.00	
	-----	
Total Depository Balances (Gross)		\$ 5,133,785.38
Adjustments to Bank Balance:		
Cash in Transit to Bank	\$ 3,785.60	
Outstanding Checks	160,970.49-	
Adjustments	44.34	
Outstanding Vision Adjustment \$44.34		
	-----	
Total Adjustments to Bank Balance		157,140.55-
Investments:		
Treasury Bonds and Notes	\$ 800,297.00	
Certificate of Deposits	4,228,000.00	
Other Securities	0.00	
Other Investments:		
Richland Bank - Money Market	126,319.49	
	-----	
Total Investments		5,154,616.49
Cash on Hand:		
Petty Cash:		
TREASURER'S OFFICE	\$ 100.00	
HIGH SCHOOL	50.00	
JUNIOR HIGH SCHOOL	50.00	
EASTERN, CENTRAL, WESTERN	150.00	
Change Cash:		
ATHLETIC CHANGE	\$ 3,000.00	
CAFETERIA CHANGE	440.00	
JUNIOR HIGH SCHOOL	100.00	
Cash with Fiscal Agent	0.00	
	-----	
Total Cash on Hand		3,890.00
		-----
Total Balances		\$ 10,135,151.32
		=====
Total Fund Balance		\$ 10,135,151.32
		=====
Depository Clearance Accounts:		
	-----	
Total Clearance Account Balances		\$ 0.00

*Jean D. Whitehead*

December 01, 2018 through December 31, 2018

Account Name : Lexington Local SD Managing Agency

Account No : 5750

## Summary Of Investment Holdings

Quantity	Description			Unit Value	Market Value	Tax Cost	Estimated Ann Inc	Yield To Mkt
<b><u>Money Markets - Taxable</u></b>								
126,319.49	Northern Instl Government Select Portfolio			1.0000	126,319.49	126,319.49	2,513.76	1.99%
<b>Totals</b>					<b>126,319.49</b>	<b>126,319.49</b>	<b>2,513.76</b>	<b>1.99%</b>
<b><u>Marketable CDs</u></b>								
150,000	Ally Bank Midvale UT	1.450%	02/11/2019	99.9257	149,888.55	150,000.00	2,175.00	1.45%
125,000	First Foundation Bank	2.350%	06/28/2019	99.8847	124,855.88	125,000.00	2,937.50	2.35%
200,000	Capital One Bank USA NA	1.200%	08/12/2019	99.0819	198,163.80	200,000.00	2,400.00	1.21%
100,000	First Financial NW Inc WA	1.450%	08/19/2019	99.2829	99,282.90	100,000.00	1,450.00	1.46%
200,000	Abacus Federal Svcs Bk NY	1.250%	09/17/2019	99.0345	198,069.00	200,000.00	2,500.00	1.26%
30,000	First General Bank	2.200%	01/21/2020	99.4319	29,829.57	30,000.00	660.00	2.21%
200,000	Alma Bank NY	1.300%	06/10/2020	97.7758	195,551.60	200,000.00	2,600.00	1.33%
150,000	Community Fin'l Svcs Bk KY	1.500%	08/19/2020	97.7061	146,559.15	150,000.00	2,250.00	1.54%
248,000	Wells Fargo Bank NA	2.800%	09/14/2020	99.7317	247,334.62	248,000.00	6,944.00	2.81%
200,000	Marlin Business Bank	1.850%	10/13/2020	98.0232	196,046.40	200,000.00	3,700.00	1.89%
175,000	Unison Bank	1.500%	11/25/2020	98.1278	171,723.65	175,000.00	2,625.00	1.53%
200,000	Goldman Sachs Bank USA	1.850%	02/17/2021	97.4783	194,956.60	200,000.00	3,700.00	1.90%
200,000	MB Financial Bank NA	1.400%	03/30/2021	95.7911	191,582.20	200,000.00	2,800.00	1.46%
100,000	BankVista Sartell MN	1.400%	04/06/2021	96.2847	96,284.70	100,000.00	1,400.00	1.45%
200,000	Bank of Santa Clarita CA	1.400%	04/15/2021	96.2371	192,474.20	200,000.00	2,800.00	1.45%
125,000	HSBC Bank USA NA	2.150%	07/26/2021	97.5613	121,951.63	125,000.00	2,687.50	2.20%
200,000	Stearns Bank NA	1.950%	09/29/2021	96.7896	193,579.20	200,000.00	3,900.00	2.01%
200,000	Citibank NA	3.150%	10/26/2021	99.9089	199,817.80	200,000.00	6,300.00	3.15%
200,000	BMW Bank North America	3.050%	12/28/2021	99.5494	199,098.80	200,000.00	6,100.00	3.06%
200,000	Bridgewater Bank Bloom MN	1.900%	02/28/2022	95.9430	191,886.00	200,000.00	3,800.00	1.98%
200,000	Continental Bank UT	1.900%	06/22/2022	95.3565	190,713.00	200,000.00	3,800.00	1.99%
200,000	American Express Centurion	2.400%	09/12/2022	95.8861	191,772.20	200,000.00	4,800.00	2.50%
200,000	Discover Bank	2.250%	09/27/2022	96.0342	192,068.40	200,000.00	4,500.00	2.34%

December 01, 2018 through December 31, 2018

Account Name : Lexington Local SD Managing Agency

Account No : 5750

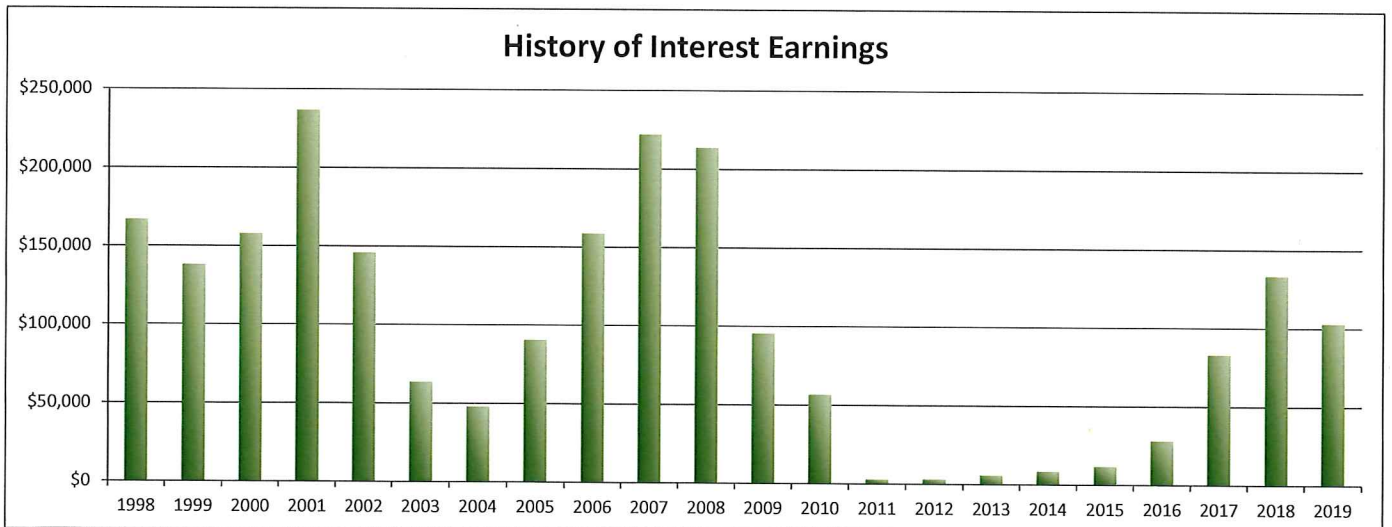
## Summary Of Investment Holdings

Quantity	Description			Unit Value	Market Value	Tax Cost	Estimated Ann Inc	Yield To Mkt
200,000	Sallie Mae Bank SLC UT	2.500%	12/13/2022	96.5568	193,113.60	200,000.00	5,000.00	2.59%
25,000	State Bank of India NY	3.000%	03/06/2023	98.1685	24,542.13	25,000.00	750.00	3.06%
<i>Totals</i>					<b>4,131,145.58</b>	<b>4,228,000.00</b>	<b>82,579.00</b>	<b>2.00%</b>
<b><u>U.S. Govt Agy - Non-Exempt State</u></b>								
300,000	FHLMC	1.350%	03/29/2019	99.7574	299,272.20	300,297.00	4,050.00	1.35%
200,000	FHLMC	1.300%	10/25/2019	98.9249	197,849.80	200,000.00	2,600.00	1.31%
300,000	FNMA	1.300%	07/28/2020	98.0984	294,295.20	300,000.00	3,900.00	1.33%
<i>Totals</i>					<b>791,417.20</b>	<b>800,297.00</b>	<b>10,550.00</b>	<b>1.33%</b>
<i>Grand Total</i>					<b>5,048,882.27</b>	<b>5,154,616.49</b>	<b>95,642.76</b>	<b>1.89%</b>

**LEXINGTON LOCAL SCHOOLS**  
**INVESTMENT REPORT FOR THE MONTH ENDING**  
**DECEMBER 31, 2018**

<b>INTEREST EARNED:</b>	<b>THIS MONTH</b>	<b>FISCAL YEAR TO DATE</b>
Richland Bank, General Sweep	\$1,127.42	\$11,509.53
Richland Bank, General MMA	\$5,724.20	\$39,876.41
Richland Bank, Anthem Sweep	\$2,470.86	\$12,800.41
Star Ohio	\$0.00	\$0.00
CDs, Bonds, and other investments	\$5,244.54	\$39,028.88
<b>TOTAL INTEREST RECEIVED</b>	<b>\$14,567.02</b>	<b>\$103,215.23</b>

<b>History of Interest Earnings</b>	<b>Fiscal Year</b>	<b>Interest Earnings</b>
	1998	\$ 167,057.52
	1999	\$ 138,113.69
	2000	\$ 157,991.72
	2001	\$ 236,839.79
	2002	\$ 146,052.34
	2003	\$ 63,712.36
	2004	\$ 47,970.95
	2005	\$ 90,719.94
	2006	\$ 158,724.51
	2007	\$ 221,998.86
	2008	\$ 213,660.34
	2009	\$ 95,639.63
	2010	\$ 56,860.22
	2011	\$ 3,001.78
	2012	\$ 3,090.00
	2013	\$ 5,758.97
	2014	\$ 8,349.92
	2015	\$ 11,765.22
	2016	\$ 28,300.22
	2017	\$ 83,194.26
	2018	\$ 133,582.49
<b>FISCAL Year To Date</b>	<b>2019</b>	<b>\$103,215.23</b>
<b>Total Interest Earnings 1998 to Present</b>		<b>\$ 2,175,599.96</b>



Processing Month: December 2018

(FINSUM)

LEXINGTON LOCAL SCHOOLS

Fnd	Sec	Description	Beginning Balance	MTD Revenues	FYTD Revenues	MTD Expenditures	FYTD Expenditures	Current Available Balance
001	0000	GENERAL FUND	9,575,829.51	1,011,137.40	11,644,413.29	1,734,766.24	12,116,021.61	9,104,221.19
001	9412	GENERAL BUDGET RESERVE SE	87,928.97	.00	.00	.00	.00	87,928.97
002	0000	BOND RETIREMENT FUND	1,925.89	.00	.00	.00	.00	1,925.89
003	0000	PERMANENT IMPROVEMENT FUN	44,751.40	37.94	304,890.24	24,439.29	683,754.47	334,112.83-
006	0000	FOOD SERVICE FUND	4,848.21	56,426.75	288,779.89	49,677.41	350,798.56	57,170.46-
007	9100	LEXINGTON MINUTEMEN ACADE	14,214.53	19.81	479.82	.00	.00	14,694.35
007	9800	TERRY McCAMMON SCHOLARSHI	13,043.45	17.73	108.75	.00	.00	13,152.20
018	9100	HIGH SCHOOL PRINCIPAL'S F	1,508.57	832.77	2,831.39	1,462.98	2,484.97	1,854.99
018	9200	JUNIOR HIGH PRINCIPAL'S F	2,854.95	7.05	4,245.78	35.00	2,890.00	4,210.73
018	9300	EASTERN PRINCIPAL'S FUND	6,168.59	14.89	2,881.49	670.80	3,634.88	5,415.20
018	9301	EASTERN ELEMENTARY BOOKFA	10,101.57	.00	2,894.46	.00	3,525.93	9,470.10
018	9302	EASTERN ELEMENTARY MATH	1,604.30	.00	.00	.00	367.78	1,236.52
018	9303	EASTERN RUN CLUB	.00	.00	206.68	.00	.00	206.68
018	9400	CENTRAL PRINCIPAL'S FUND	8,372.37	858.73	1,618.30	450.98	800.93	9,189.74
018	9401	CENTRAL ELEMENTARY BOOKFA	2,485.22	.00	2,448.10	.00	1,447.45	3,485.87
018	9402	CENTRAL ELEMENTARY ART	1,460.00	.00	.00	.00	.00	1,460.00
018	9500	WESTERN PRINCIPAL'S FUND	13,894.90	477.41	3,291.25	.00	1,963.48	15,222.67
018	9501	WESTERN ELEMENTARY BOOKFA	2,677.47	.00	3,623.12	.00	3,620.78	2,679.81
018	9503	WESTERN ELEMENTARY ART	1,432.42	.00	.00	.00	.00	1,432.42
018	9901	JUNIOR HIGH TEACHER ADVIS	109.25	.00	.00	.00	.00	109.25
019	9001	ACADEMIC BOOSTERS GRANTS	769.07	.00	.00	.00	.00	769.07
019	9121	CENTRAL ELEMENTARY PTO GR	403.65	11.31	1,076.06	.00	281.58	1,198.13
019	9122	EASTERN ELEMENTARY PTO GR	376.22	11.31	1,076.06	.00	268.22	1,184.06
019	9123	WESTERN ELEMENTARY PTO GR	3,536.40	11.31	1,076.07	73.93	73.93	4,538.54
019	9200	RICHLAND COUNTY FOUNDATIO	200.00	.00	.00	.00	.00	200.00
019	9218	RICH CO FOUN-WRITE STUFF	.00	.00	1,172.57	.00	436.49	736.08
019	9301	RICH CO FOUN/SECO ROBOTI	600.00	.00	.00	.00	.00	600.00
022	9601	OHSAA TOURNAMENT AGENCY F	6,676.66	44.00	14,336.34	6,204.00	23,238.54	2,225.54-
024	0000	EMPLOYEE BENEFITS FUND FO	1,511,703.50	2,470.86	2,175,857.59	466,987.35	2,527,129.65	1,160,431.44
200	9101	HIGH SCHOOL ART CLUB	93.76	.00	.00	.00	.00	93.76
200	9102	HIGH SCHOOL DRAMA CLUB	31,102.75	.00	.00	400.00	4,844.78	26,257.97
200	9103	HIGH SCHOOL MATH CLUB	52.70	.00	.00	.00	.00	52.70
200	9104	HIGH SCHOOL LEADERSHIP CO	576.82	.00	.00	.00	.00	576.82
200	9105	HIGH SCHOOL FRENCH CLUB	257.37	.00	.00	.00	.00	257.37
200	9107	HIGH SCHOOL SPANISH CLUB	706.04	.00	.00	.00	20.00	686.04
200	9108	HIGH SCHOOL LED CLUB	3,216.18	100.00	408.21	.00	394.05	3,230.34
200	9114	HIGH SCHOOL STUDENT COUNC	1,318.86	.00	649.27	.00	234.83	1,733.30
200	9115	HIGH SCHOOL KEY CLUB	1,492.57	.00	250.00	841.97	841.97	900.60
200	9116	HIGH SCHOOL CHESS CLUB	321.00	.00	.00	.00	.00	321.00
200	9119	HIGH SCHOOL YEARBOOK FUND	52,511.73	.00	11,210.00	.00	19,980.78	43,740.95
200	9120	HIGH SCHOOL JOURNALISM FU	505.44	.00	.00	.00	.00	505.44
200	9121	HIGH SCHOOL NATIONAL HOND	852.23	.00	2,056.00	1,006.00	1,907.99	1,000.24
200	9201	JUNIOR HIGH ART CLUB	485.13	.00	56.20	.00	.00	541.33
200	9204	JUNIOR HIGH STUDENT COUNC	887.62	134.15	659.85	.00	251.75	1,295.72
200	9205	JUNIOR HIGH LIBRARY CLUB	77.65	.00	.00	.00	.00	77.65
200	9301	EASTERN ELEMENTARY STUDEN	1,182.41	474.35	474.35	120.00	120.00	1,536.76

Fnd	Scc	Description	Beginning Balance	MTD Revenues	FYTD Revenues	MTD Expenditures	FYTD Expenditures	Current Available Balance
200	9302	EASTERN ELEMENTARY ROBOTI	.00	.00	435.00	.00	.00	435.00
200	9611	HIGH SCHOOL INFORMED TEEN	903.63	.00	.00	.00	.00	903.63
200	9612	JUNIOR HIGH INFORMED TEEN	424.40	.00	7.50	.00	.00	431.90
300	9115	JAZZ BAND	2,225.81	.00	.00	.00	.00	2,225.81
300	9116	CHOIR	1,102.20	.00	.00	.00	.00	1,102.20
300	9206	JUNIOR HIGH PHYS ED DEPAR	3,089.95	390.00	1,550.00	538.08	1,512.97	3,126.98
300	9210	JR HIGH INSTRUMENTAL	41.03	.00	.00	.00	.00	41.03
300	9600	ATHLETIC FUND	26,558.57	17,402.00	149,147.60	22,939.59	156,504.62	19,201.55
300	9601	ATHLETIC CAPITAL FUND	26,000.00	.00	13,000.00	.00	.00	39,000.00
300	9602	ORCHESTRA	63.22	.00	.00	.00	.00	63.22
300	9603	ELEMENTARY MUSIC	1,587.41	.00	.00	.00	179.84	1,407.57
300	9605	BAND	232.95	.00	.00	.00	.00	232.95
451	9019	Network Connectivity FY 2	.00	.00	4,500.00	.00	.00	4,500.00
499	9018	SECONDARY TRANSITION ENHA	.00	.00	1,171.00	.00	1,171.00	.00
499	9019	SCHOOL SAFETY GRANT	.00	.00	13,136.25	.00	.00	13,136.25
516	9018	IDEA-B SPECIAL EDUCATION	45,581.14-	.00	86,225.54	.00	40,644.40	.00
516	9019	IDEA-B SPECIAL EDUCATION	.00	.00	142,486.28	47,176.76	195,281.32	52,795.04-
572	9018	TITLE I FY18	16,104.31-	.00	51,049.39	.00	34,945.08	.00
572	9019	TITLE I FY19	.00	.00	76,243.08	18,509.81	100,607.88	24,364.80-
587	9018	EARLY CHILDHOOD SPECIAL E	515.19-	.00	515.19	.00	.00	.00
587	9019	EARLY CHILDHOOD SPECIAL E	.00	.00	3,837.99	1,634.87	5,517.62	1,679.63-
590	9019	TITLE II-A IMPROVING TEAC	.00	.00	19,782.25	5,691.26	27,924.61	8,142.36-
599	9019	TITLE IV	.00	.00	7,711.00	528.00	8,239.00	528.00-
Grand Total All Funds			11,415,145.86	1,090,879.77	15043,869.20	2,384,154.32	16323,863.74	10135,151.32
Total Invested Funds			.00					

DATE: 01/04/2019  
TIME: 09:53:55OHIO DEPARTMENT OF EDUCATION - OFFICE OF SCHOOL MANAGEMENT ASSISTANCE  
ANNUAL SPENDING PLAN (CURRENT OPERATION - GENERAL FUND ONLY - O.R.C. 5705.391)

PAGE: 1

SCHOOL DISTRICT: LEXINGTON LOCAL SCHOOLS

IRN # 049437

COUNTY: RICHLAND

FISCAL YEAR: 2019 MONTH: 12

	MONTHLY ESTIMATE	MONTHLY ACTUAL	MONTHLY DIFFERENCE	FISCAL YTD ESTIMATE	FISCAL YTD ACTUAL	FISCAL YTD DIFFERENCE
<b>REVENUES</b>						
01.010 General Property (Real Estate)	0	0	0	4,789,024	4,575,454	213,570-
01.020 Tangible Personal Property Tax	0	0	0	260,000	273,751	13,751
01.030 Income Tax	0	0	0	0	0	0
01.035 Unrestricted Grants-in-Aid	900,000	954,500	54,500	5,391,582	5,477,255	85,673
01.040 Restricted Grants-in-Aid	6,200	3,460	2,740-	37,200	34,047	3,153-
01.045 Restricted Grants-in-Aid - SFSF	0	0	0	0	0	0
01.050 Property Tax Allocation	0	743	743	891,000	872,186	18,814-
01.060 All Other Operating Revenue	33,000	52,434	19,434	192,000	354,433	162,433
01.070 Total Revenue	939,200	1,011,137	71,937	11,560,806	11,587,126	26,320
<b>OTHER FINANCING SOURCES</b>						
02.010 Proceeds from Sale of Notes	0	0	0	0	0	0
02.020 State Emergency Loans & Advancements (Approved)	0	0	0	0	0	0
02.040 Operating Transfers-In	0	0	0	0	0	0
02.050 Advances-In	0	0	0	0	0	0
02.060 All Other Financing Sources	0	0	0	83,000	57,288	25,712-
02.070 Total Other Financing Sources	0	0	0	83,000	57,288	25,712-
02.080 Total Revenues and Other Financing Sources	939,200	1,011,137	71,937	11,643,806	11,644,414	608
<b>EXPENDITURES</b>						
03.010 Personal Services	1,100,000	1,107,808	7,808	6,593,000	6,570,289	22,711-
03.020 Employees' Retirement/Insurance Benefits	545,000	264,162	280,838-	3,236,000	2,999,599	236,401-
03.030 Purchased Services	378,000	294,624	83,376-	1,933,000	1,843,262	89,738-
03.040 Supplies and Materials	20,000	58,314	38,314	481,000	534,744	53,744
03.050 Capital Outlay	1,000	3,077	2,077	77,500	40,556	36,944-
03.060 Intergovernmental	0	0	0	0	0	0
04.010 Debt Service: All Principal (Historical)	0	0	0	0	0	0
04.020 Debt Service: Principal - Notes	0	0	0	0	0	0
04.030 Debt Service: Principal - State Loans	0	0	0	0	0	0
04.040 Debt Service: Principal - State Advancements	0	0	0	0	0	0
04.050 Debt Service: Principal - HB 264 Loans	0	0	0	0	0	0
04.055 Debt Service: Principal - Other	0	0	0	0	0	0
04.060 Debt Service: Interest and Fiscal Charges	0	0	0	0	0	0
04.300 Other Objects	6,000	6,780	780	134,500	127,569	6,931-
04.500 Total Expenditures	2,050,000	1,734,765	315,235-	12,455,000	12,116,019	338,981-
<b>OTHER FINANCING USES</b>						
05.010 Operating Transfers - Out	0	0	0	0	0	0
05.020 Advances - Out	0	0	0	0	0	0
05.030 All Other Financing Uses	0	0	0	0	0	0
05.040 Total Other Financing Uses	0	0	0	0	0	0
05.050 Total Expenditure and Other Financing Uses	2,050,000	1,734,765	315,235-	12,455,000	12,116,019	338,981-
06.010 Excess Rev & Oth Financing Sources over (under) Exp &	1,110,800-	723,628-	387,172	811,194-	471,605-	339,589
07.010 Beginning Cash Balance	9,963,364	9,915,781	47,583-	9,663,758	9,663,758	0
07.020 Ending Cash Balance	8,852,564	9,192,153	339,589	8,852,564	9,192,153	339,589
08.010 Outstanding Encumbrances	1,700,000	1,578,755	121,245-	1,700,000	1,578,755	121,245-



DATE: 01/04/2019  
TIME: 10:19:40OHIO DEPARTMENT OF EDUCATION - OFFICE OF SCHOOL MANAGEMENT ASSISTANCE  
ANNUAL SPENDING PLAN (CURRENT OPERATION - GENERAL FUND ONLY - O.R.C. 5705.391)

PAGE: 1

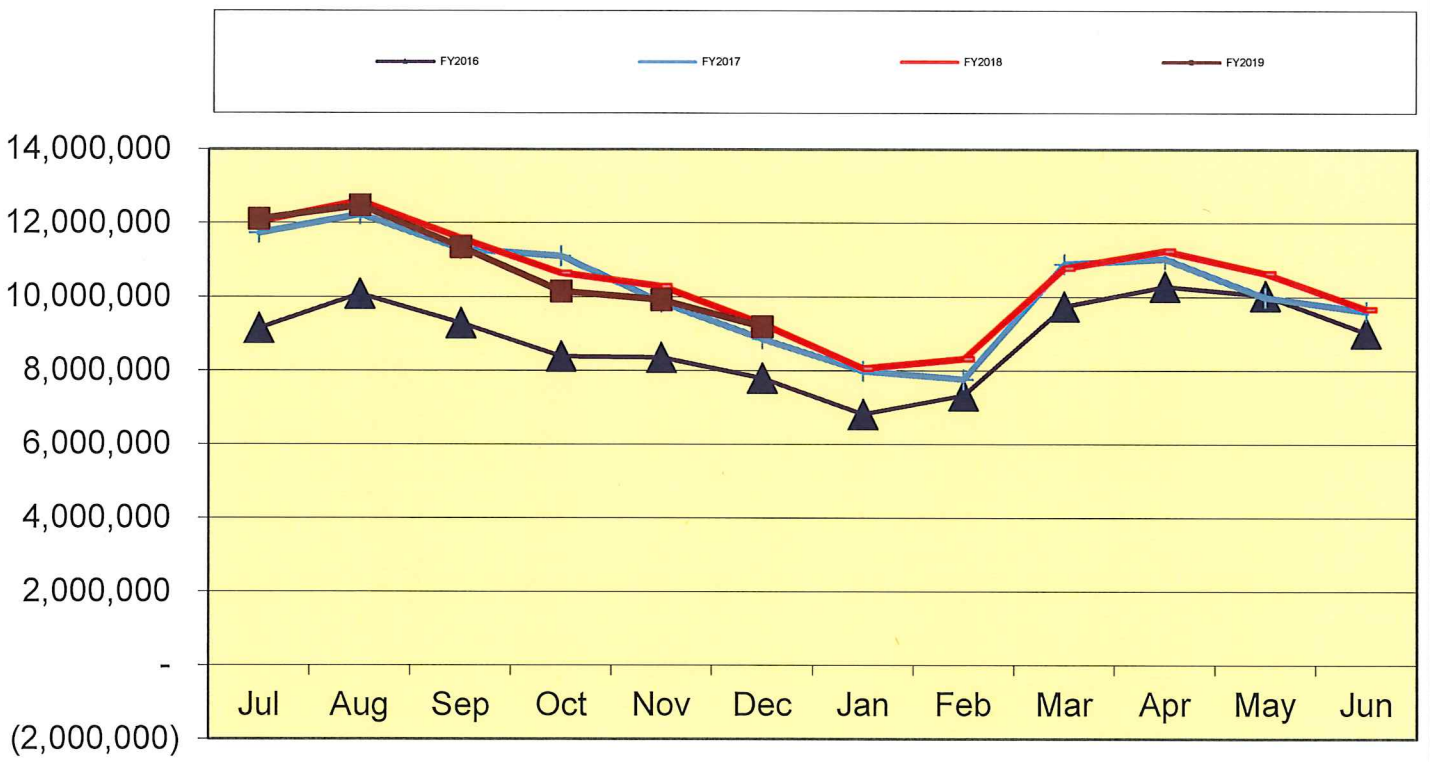
SCHOOL DISTRICT: LEXINGTON LOCAL SCHOOLS      IRN # 049437      COUNTY: RICHLAND      FISCAL YEAR: 2019      QUARTER: 2

	QUARTERLY ESTIMATE	QUARTERLY ACTUAL	QUARTERLY DIFFERENCE	FISCAL YTD ESTIMATE	FISCAL YTD ACTUAL	FISCAL YTD DIFFERENCE
<b>REVENUES</b>						
01.010 General Property (Real Estate)	1,500	0	1,500-	4,789,024	4,575,454	213,570-
01.020 Tangible Personal Property Tax	0	0	0	260,000	273,751	13,751
01.030 Income Tax	0	0	0	0	0	0
01.035 Unrestricted Grants-in-Aid	2,755,000	2,713,751	41,249-	5,391,582	5,477,255	85,673
01.040 Restricted Grants-in-Aid	18,600	15,525	3,075-	37,200	34,047	3,153-
01.045 Restricted Grants-in-Aid - SFSF	0	0	0	0	0	0
01.050 Property Tax Allocation	835,000	822,198	12,802-	891,000	872,186	18,814-
01.060 All Other Operating Revenue	79,000	203,602	124,602	192,000	354,433	162,433
01.070 Total Revenue	3,689,100	3,755,076	65,976	11,560,806	11,587,126	26,320
<b>OTHER FINANCING SOURCES</b>						
02.010 Proceeds from Sale of Notes	0	0	0	0	0	0
02.020 State Emergency Loans & Advancements (Approved)	0	0	0	0	0	0
02.040 Operating Transfers-In	0	0	0	0	0	0
02.050 Advances-In	0	0	0	0	0	0
02.060 All Other Financing Sources	8,000	7,754	246-	83,000	57,288	25,712-
02.070 Total Other Financing Sources	8,000	7,754	246-	83,000	57,288	25,712-
02.080 Total Revenues and Other Financing Sources	3,697,100	3,762,830	65,730	11,643,806	11,644,414	608
<b>EXPENDITURES</b>						
03.010 Personal Services	3,402,000	3,404,512	2,512	6,593,000	6,570,289	22,711-
03.020 Employees' Retirement/Insurance Benefits	1,625,000	1,336,737	288,263-	3,236,000	2,999,599	236,401-
03.030 Purchased Services	1,044,000	946,645	97,355-	1,933,000	1,843,262	89,738-
03.040 Supplies and Materials	173,000	197,678	24,678	481,000	534,744	53,744
03.050 Capital Outlay	18,000	12,662	5,338-	77,500	40,556	36,944-
03.060 Intergovernmental	0	0	0	0	0	0
04.010 Debt Service: All Principal (Historical)	0	0	0	0	0	0
04.020 Debt Service: Principal - Notes	0	0	0	0	0	0
04.030 Debt Service: Principal - State Loans	0	0	0	0	0	0
04.040 Debt Service: Principal - State Advancements	0	0	0	0	0	0
04.050 Debt Service: Principal - HB 264 Loans	0	0	0	0	0	0
04.055 Debt Service: Principal - Other	0	0	0	0	0	0
04.060 Debt Service: Interest and Fiscal Charges	0	0	0	0	0	0
04.300 Other Objects	12,500	14,882	2,382	134,500	127,569	6,931-
04.500 Total Expenditures	6,274,500	5,913,116	361,384-	12,455,000	12,116,019	338,981-
<b>OTHER FINANCING USES</b>						
05.010 Operating Transfers - Out	0	0	0	0	0	0
05.020 Advances - Out	0	0	0	0	0	0
05.030 All Other Financing Uses	0	0	0	0	0	0
05.040 Total Other Financing Uses	0	0	0	0	0	0
05.050 Total Expenditure and Other Financing Uses	6,274,500	5,913,116	361,384-	12,455,000	12,116,019	338,981-
06.010 Excess Rev & Oth Financing Sources over (under) Exp &	2,577,400-	2,150,286-	427,114	811,194-	471,605-	339,589
07.010 Beginning Cash Balance	11,429,964	11,342,439	87,525-	9,663,758	9,663,758	0
07.020 Ending Cash Balance	8,852,564	9,192,153	339,589	8,852,564	9,192,153	339,589
08.010 Outstanding Encumbrances	1,700,000	1,578,755	121,245-	1,700,000	1,578,755	121,245-

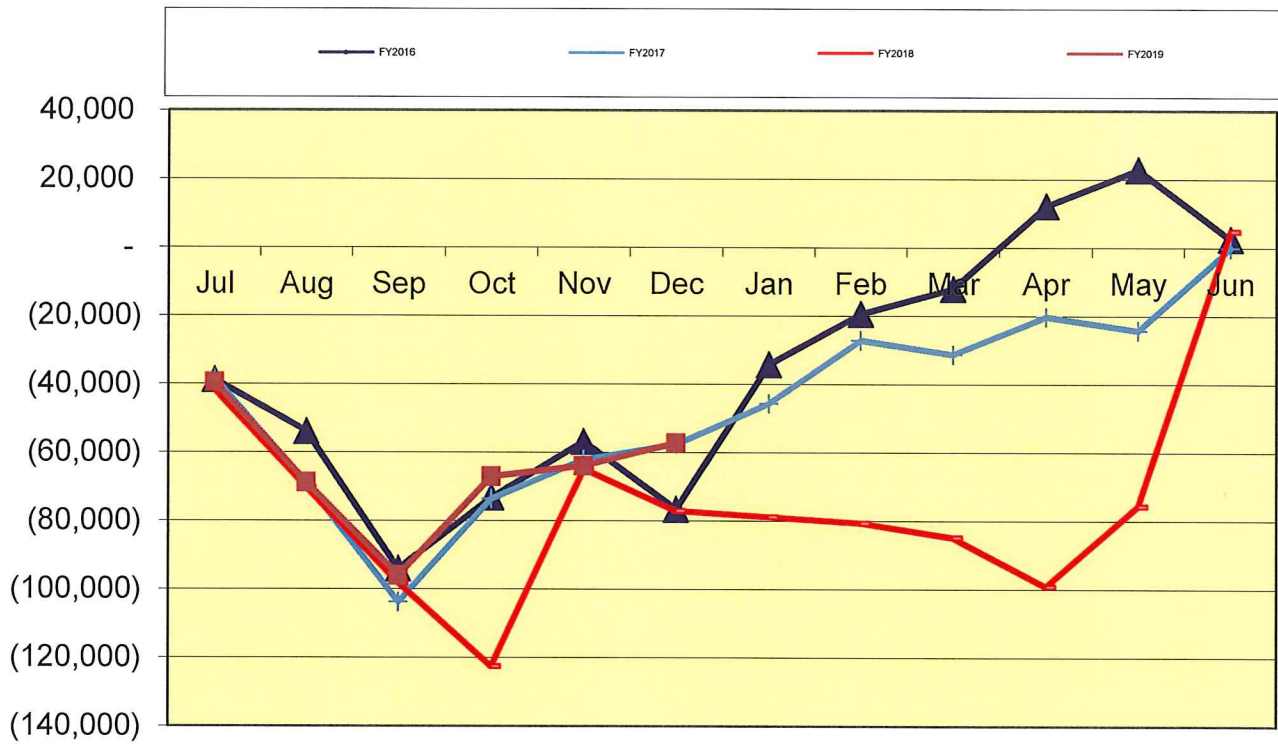
**LEXINGTON LOCAL SCHOOL DISTRICT  
GENERAL FUND ONLY 2018-19  
SUMMARY OF RECEIPTS AND EXPENDITURES - FIVE YEAR FORECAST FORMAT**

LINE 7.010	BEGINNING CASH BALANCE		\$ 9,663,758		
	12/31/2018	FISCAL YEAR TO DATE Estimate	FISCAL YEAR TO DATE Actual	VARIANCE Estimate vs. Actual	PERCENT of VARIANCE
<b>REVENUES</b>					
LINE 1.010	Real Estate Tax	\$ 4,789,024	\$ 4,575,454	(\$213,570)	-4.46%
LINE 1.020	Personal Property Tax	\$ 260,000	\$ 273,751	\$13,751	5.29%
LINE 1.030	Income Tax	\$ -	\$ -	\$0	
LINE 1.035	State Funding	\$ 5,391,582	\$ 5,477,255	\$85,673	1.59%
LINE 1.040	Career Tech / Economic Disadv.	\$ 37,200	\$ 34,047	(\$3,153)	-8.48%
LINE 1.050	Property Tax Allocation	\$ 891,000	\$ 872,186	(\$18,814)	-2.11%
LINE 1.060	Other Operating Revenue	\$ 192,000	\$ 354,433	\$162,433	84.60%
LINE 1.070	TOTAL REVENUE	\$ 11,560,806	\$ 11,587,126	\$26,320	0.23%
			\$ -		
LINE 2.01	Proceeds from Notes	\$ -	\$ -	\$0	
LINE 2.04	Transfers In	\$ -	\$ -	\$0	
LINE 2.050	Advances In	\$ -	\$ -	\$0	#DIV/0!
LINE 2.060	Other Financing Sources	\$ 83,000	\$ 57,288	(\$25,712)	-30.98%
LINE 2.070	TOTAL OTHER SOURCES	\$ 83,000	\$ 57,288	(\$25,712)	-30.98%
<b>LINE 2.080</b>	<b>TOTAL REVENUES &amp; Sources</b>	<b>\$ 11,643,806</b>	<b>\$ 11,644,414</b>	<b>\$608</b>	<b>0.01%</b>
<b>EXPENSES</b>					
LINE 3.010	Salaries	\$ 6,593,000	\$ 6,570,289	\$22,711	0.34%
LINE 3.020	Retirement and Benefits	\$ 3,236,000	\$ 2,999,599	\$236,401	7.31%
LINE 3.030	Purchased Services	\$ 1,933,000	\$ 1,843,262	\$89,738	4.64%
LINE 3.040	Supplies and Materials	\$ 481,000	\$ 534,744	(\$53,744)	-11.17%
LINE 3.050	Capital Outlay and Equipment	\$ 77,500	\$ 40,556	\$36,944	47.67%
LINE 3.06	INTERGOVERNMENTAL	\$ -	\$ -	\$0	
LINE 4.020	DEBT SERVICE - Notes	\$ -	\$ -	\$0	
LINE 4.060	DEBT SERVICE - Interest charges	\$ -	\$ -	\$0	
LINE 4.300	Other Objects	\$ 134,500	\$ 127,569	\$6,931	5.15%
LINE 4.500	TOTAL EXPENDITURES	\$ 12,455,000	\$ 12,116,019	\$338,981	2.72%
			\$ -		
LINE 5.00	TRANSFERS OUT	\$ -	\$ -	\$0	
LINE 5.02	ADVANCES OUT	\$ -	\$ -	\$0	
LINE 5.03	ALL OTHER USES	\$ -	\$ -	\$0	
LINE 5.040	TOTAL OTHER USES	\$ -	\$ -	\$0	
<b>LINE 5.050</b>	<b>TOTAL EXPENDITURES &amp; USES</b>	<b>\$ 12,455,000</b>	<b>\$ 12,116,019</b>	<b>\$338,981</b>	<b>2.72%</b>
		Estimate	Actual	Variance	
<b>LINE 6.010</b>	<b>REVENUES OVER EXPENSES</b>	<b>\$ (811,194)</b>	<b>\$ (471,605)</b>	<b>\$339,589</b>	
<b>LINE 7.020</b>	<b>ENDING CASH BALANCE</b>	<b>\$ 8,852,564</b>	<b>\$ 9,192,153</b>	<b>\$339,589</b>	
	Less Reserves	\$ (87,929)	\$ (87,929)	\$ -	
LINE 8.010	Less Outstanding Encumbrances	\$ (1,700,000)	\$ (1,578,755)	\$ 121,245	-7.13%
<b>LINE 15.010</b>	<b>Unreserved Fund Balance</b>	<b>\$ 7,064,635</b>	<b>\$ 7,525,469</b>	<b>\$460,834</b>	<b>6.52%</b>
	Salaries/Benefits as % of Revenue	Estimate 85.0%	Actual 82.6%	Benchmark Yr. End 80.1% or below	
	True Days Cash - Calendar Days on which can operate	104	114	90 or above optimal	

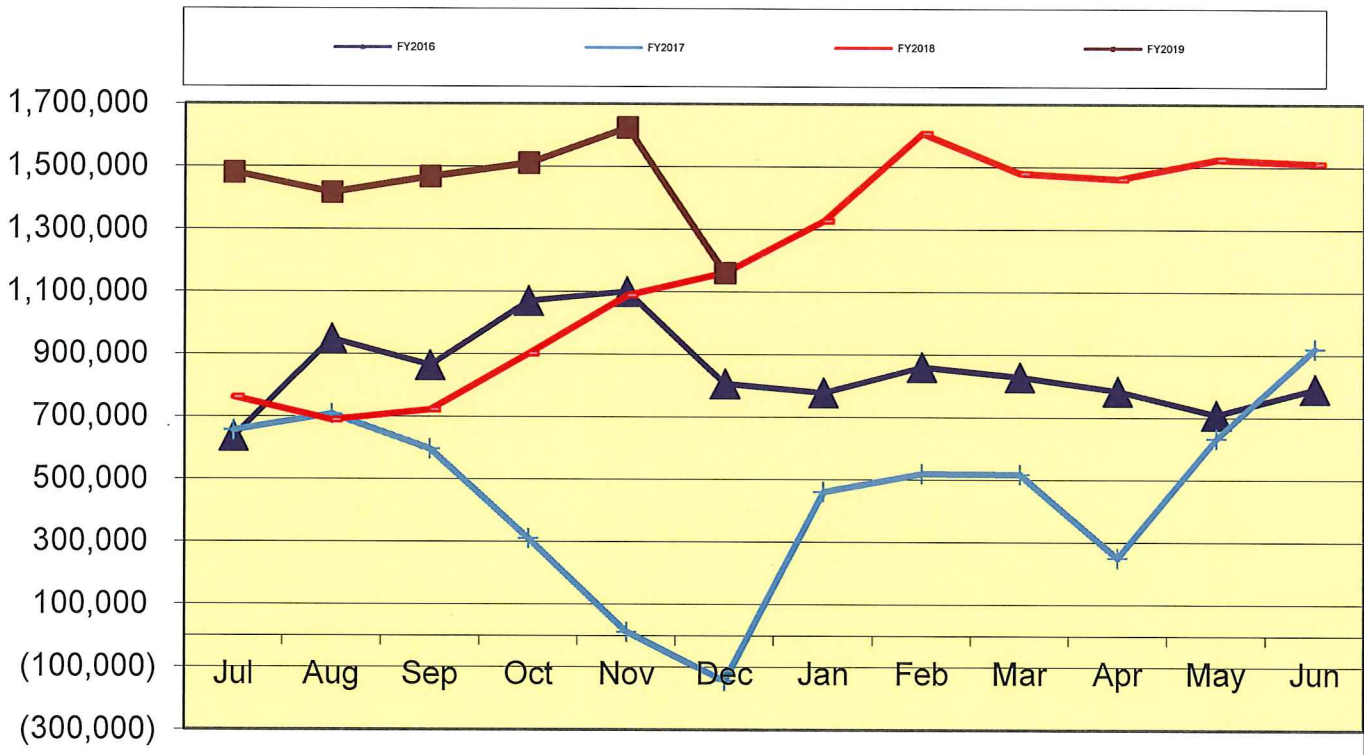
### Lexington Local Schools General Fund Cash Balance



### Lexington Local Schools Food Service Fund Cash Balance



### Lexington Local Schools Employee Benefits Fund Cash Balance



Lexington Local Schools

Permanent Improvement Fund  
12/31/2018

	Budgeted Amount	Actual Fiscal Year Expended	Current Encumbrances	Expenses / Encumbrances Over/Under Estimate	Remaining Estimated PI Project Costs
<b>Instruction and Administration</b>					
Instrumental Music Equipment	\$ 5,129.19	\$ 4,655.08	\$ 306.00	\$168.11	\$168.11
Western Reading Materials/Furniture	\$ 32,317.64	\$ 32,860.82	\$ 216.78	(\$759.96)	\$0.00
Central Reading Materials/Furniture	\$ 15,019.87	\$ 14,157.13	\$ 125.00	\$737.74	\$737.74
Central Music Equipment	\$ 933.55	\$ 1,098.28	\$ -	(\$164.73)	\$0.00
Western/Eastern Music Equipment	\$ 626.98	\$ 626.98	\$ -	\$0.00	\$0.00
3 Portable AED Units	\$ 4,647.21	\$ 4,361.41	\$ -	\$285.80	\$0.00
Eastern Reading Books/Materials	\$ 10,240.54	\$ 10,042.60	\$ 196.33	\$1.61	\$0.00
Central Adjustable Desk Lift	\$ 425.44	\$ 369.95	\$ -	\$55.49	\$0.00
Western Guidance Table / Stools	\$ 895.82	\$ 870.04	\$ -	\$25.78	\$0.00
JH Office Chairs	\$ 437.75	\$ 422.50	\$ -	\$15.25	\$0.00
JH PE Equipment	\$ 679.67	\$ -	\$ -	\$679.67	\$679.67
Security Office Equipment	\$ 1,308.82	\$ 1,365.10	\$ -	(\$56.28)	\$0.00
Central Reading Materials	\$ 3,000.00	\$ -	\$ -	\$3,000.00	\$3,000.00
Western Storage Cabinet	\$ 69.95	\$ -	\$ -	\$69.95	\$69.95
Western Music Room Chairs	\$ 1,264.44	\$ -	\$ -	\$1,264.44	\$1,264.44
Central Room Divider	\$ 500.88	\$ 500.88	\$ -	\$0.00	\$0.00
School Health Refrigerator	\$ 205.15	\$ 206.45	\$ -	(\$1.30)	\$0.00

<b>Maintenance</b>					
HS Roof Project	\$ 26,553.00	\$ 26,553.00	\$ -	\$0.00	\$0.00
JH Roof Project	\$ 13,684.00	\$ 13,684.00	\$ -	\$0.00	\$0.00
JH Roof Project (FY18 Carryover)	\$ 6,553.00	\$ 6,553.00	\$ -	\$0.00	\$0.00
Eastern Concrete Curb/Walkway	\$ 13,300.00	\$ 13,340.00	\$ -	(\$40.00)	\$0.00
JH Chair Lift	\$ 20,000.00	\$ 16,950.00	\$ -	\$3,050.00	\$3,050.00
HS New Security Recording System	\$ 9,000.00	\$ 9,000.00	\$ -	\$0.00	\$0.00
Window Film Security	\$ 25,866.25	\$ 26,809.26	\$ -	(\$943.01)	\$0.00
Camera/Monitor Upgrades (Elementaries/JH)	\$ 33,259.69	\$ 33,260.03	\$ -	(\$0.34)	\$0.00
Bollards (Approx. 40)	\$ 24,700.00	\$ 24,700.00	\$ -	\$0.00	\$0.00
HS Parking Lot Trench Asphaltting	\$ 12,970.00	\$ 14,015.00	\$ -	(\$1,045.00)	\$0.00
Security Fencing Western/Eastern	\$ 8,908.00	\$ 8,900.00	\$ -	\$8.00	\$0.00

<b>Transportation</b>					
New buses	\$ 184,196.00	\$ 184,196.00	\$ -	\$0.00	\$0.00

<b>Technology</b>					
Computers, servers, tech equip., etc.	\$ 198,000.00	\$ 200,892.94	\$ 1,225.00	(\$4,117.94)	\$0.00

<b>Food Service</b>					
Food Service Equipment	\$ 751.85	\$ 748.96	\$ -	\$2.89	\$0.00

<b>Athletics and Student Activities</b>					
HS Athletics Equipment	\$ 22,900.00	\$ 22,442.50	\$ -	\$457.50	\$457.50
Visitor Side FB Stadium Drainage System	\$ 3,780.00	\$ 3,780.00	\$ -	\$0.00	\$0.00
Portable AED Unit	\$ 1,549.07	\$ 1,406.17	\$ -	\$142.90	\$0.00

<b>Fees</b>					
Tax Collection Fees	\$ 14,500.00	\$ 4,986.39	\$ -	\$9,513.61	\$9,513.61

	Budgeted Amount	Actual Fiscal Year Expended	Current Encumbrances	Expenses / Encumbrances Over/Under Estimate	Remaining Estimated PI Project Costs
<b>Totals</b>	\$ 698,173.76	\$ 683,754.47	\$ 2,069.11	\$12,350.18	\$18,941.02
Total Budgeted	\$ 698,173.76				

Actual Cash Balance 7/1/18	\$ 44,751.40
Revenues FY19 - Taxes from levy	\$ 304,890.24
Expenditures FY19	\$ (683,754.47)
Current Cash Balance	(\$334,112.83)
Current Encumbrances	\$ (2,069.11)
Available Balance	(\$336,181.94)

Remaining Estimated Revenues FY19 - Taxes from levy	\$ 395,109.76
Less: Remaining Estimated PI Project Costs	(\$18,941.02)
6/30/19 Estimated Carryover	\$ 39,986.80

Lexington Local Schools

Food Service Fund 2018-19 vs. 2017-2018 vs. 2016-2017

							Beginning Balance 7/1/18	\$ 4,848
<b>2018-2019 Through 12/31/18</b>								
<i>Revenues</i>	District-Wide	High School	Junior High	Eastern	Central	Western	<b>Total</b>	
Student Type A, Ezpay, Misc	\$ -	\$ 44,452	\$ 21,314	\$ 22,164	\$ 19,771	\$ 17,059	\$ 124,760	
Student Break, Milk & A La Carte	\$ -	\$ 23,402	\$ 6,606	\$ 4,619	\$ 2,737	\$ 2,940	\$ 40,304	
Adult & Misc revenues	\$ 5,445	\$ 2,078	\$ 478	\$ 1,218	\$ 1,053	\$ 811	\$ 11,083	
State Reimb	\$ -	\$ -	\$ -	\$ -	\$ -	\$ -	\$ -	
Federal Reimb	\$ -	\$ 25,446	\$ 17,862	\$ 31,520	\$ 19,987	\$ 17,818	\$ 112,633	
Transfer In	\$ -	\$ -	\$ -	\$ -	\$ -	\$ -	\$ -	
<b>Total Revenues</b>	<b>\$ 5,445</b>	<b>\$ 95,378</b>	<b>\$ 46,260</b>	<b>\$ 59,521</b>	<b>\$ 43,548</b>	<b>\$ 38,628</b>	<b>\$ 288,780</b>	
<i>Expenses</i>								
Wages	\$ 24,177	\$ 56,212	\$ 27,788	\$ 18,749	\$ 16,770	\$ 17,487	\$ 161,183	
Severance	\$ -	\$ -	\$ -	\$ -	\$ -	\$ -	\$ -	
Retirement	\$ 5,803	\$ 10,974	\$ 5,567	\$ 6,172	\$ 3,896	\$ 3,477	\$ 35,889	
Medical	\$ 11,956	\$ 20,932	\$ 10,515	\$ 14,409	\$ 3,311	\$ -	\$ 61,123	
Life, Dent, MC, WC	\$ 889	\$ 2,288	\$ 1,359	\$ 966	\$ 666	\$ 435	\$ 6,603	
Purch Serv, Repairs, Phone, Post:	\$ 1,114	\$ 839	\$ 709	\$ 472	\$ 472	\$ 472	\$ 4,078	
Supplies	\$ 3,334	\$ 28,810	\$ 15,941	\$ 21,695	\$ 6,073	\$ 6,069	\$ 81,922	
Food Costs	\$ -	\$ -	\$ -	\$ -	\$ -	\$ -	\$ -	
Equipment	\$ -	\$ -	\$ -	\$ -	\$ -	\$ -	\$ -	
Other Costs	\$ -	\$ -	\$ -	\$ -	\$ -	\$ -	\$ -	
<b>Total Expenses</b>	<b>\$ 47,273</b>	<b>\$ 120,055</b>	<b>\$ 61,879</b>	<b>\$ 62,463</b>	<b>\$ 31,188</b>	<b>\$ 27,940</b>	<b>\$ 350,798</b>	
<b>Net Gain (Loss)</b>	<b>\$ (41,828)</b>	<b>\$ (24,677)</b>	<b>\$ (15,619)</b>	<b>\$ (2,942)</b>	<b>\$ 12,360</b>	<b>\$ 10,688</b>	<b>\$ (62,018)</b>	
							<b>Ending Cash Balance 12/31/18</b>	<b>\$ (57,170)</b>

							Beginning Balance 7/1/17	\$ 13
<b>2017-2018 Through 12/31/17</b>								
<i>Revenues</i>	District-Wide	High School	Junior High	Eastern	Central	Western	<b>Total</b>	
Student Type A, Ezpay, Misc	\$ -	\$ 46,700	\$ 18,382	\$ 22,881	\$ 17,513	\$ 14,937	\$ 120,413	
Student Break, Milk & A La Carte	\$ -	\$ 25,362	\$ 5,788	\$ 5,717	\$ 2,117	\$ 3,223	\$ 42,207	
Adult & Misc revenues	\$ 4,548	\$ 1,909	\$ 612	\$ 1,213	\$ 997	\$ 939	\$ 10,218	
State Reimb	\$ -	\$ -	\$ -	\$ -	\$ -	\$ -	\$ -	
Federal Reimb	\$ -	\$ 27,749	\$ 18,468	\$ 32,443	\$ 23,240	\$ 15,930	\$ 117,830	
Transfer In	\$ -	\$ -	\$ -	\$ -	\$ -	\$ -	\$ -	
<b>Total Revenues</b>	<b>\$ 4,548</b>	<b>\$ 101,720</b>	<b>\$ 43,250</b>	<b>\$ 62,254</b>	<b>\$ 43,867</b>	<b>\$ 35,029</b>	<b>\$ 290,668</b>	
<i>Expenses</i>								
Wages	\$ 23,815	\$ 58,298	\$ 26,162	\$ 18,031	\$ 17,424	\$ 17,049	\$ 160,779	
Severance	\$ -	\$ -	\$ -	\$ -	\$ -	\$ -	\$ -	
Retirement	\$ 5,704	\$ 13,490	\$ 4,759	\$ 4,958	\$ 5,094	\$ 3,644	\$ 37,649	
Medical	\$ 13,285	\$ 24,015	\$ 11,684	\$ 16,010	\$ 3,679	\$ -	\$ 68,673	
Life, Dent, MC, WC	\$ 936	\$ 2,380	\$ 1,357	\$ 909	\$ 720	\$ 445	\$ 6,747	
Purch Serv, Repairs, Phone, Post:	\$ 1,358	\$ 1,358	\$ 1,031	\$ 921	\$ 923	\$ 493	\$ 6,084	
Supplies	\$ 3,181	\$ -	\$ -	\$ -	\$ -	\$ -	\$ 3,181	
Food Costs	\$ -	\$ 34,041	\$ 13,616	\$ 24,031	\$ 7,453	\$ 5,502	\$ 84,643	
Equipment	\$ -	\$ -	\$ -	\$ -	\$ -	\$ -	\$ -	
Other Costs	\$ -	\$ -	\$ -	\$ -	\$ -	\$ -	\$ -	
<b>Total Expenses</b>	<b>\$ 48,279</b>	<b>\$ 133,582</b>	<b>\$ 58,609</b>	<b>\$ 64,860</b>	<b>\$ 35,293</b>	<b>\$ 27,133</b>	<b>\$ 367,756</b>	
<b>Net Gain (Loss)</b>	<b>\$ (43,731)</b>	<b>\$ (31,862)</b>	<b>\$ (15,359)</b>	<b>\$ (2,606)</b>	<b>\$ 8,574</b>	<b>\$ 7,896</b>	<b>\$ (77,088)</b>	
							<b>Ending Cash Balance 12/31/17</b>	<b>\$ (77,075)</b>

							Beginning Balance 7/1/16	\$ 2,553
<b>2016-2017 Through 12/31/16</b>								
<i>Revenues</i>	District-Wide	High School	Junior High	Eastern	Central	Western	<b>Total</b>	
Student Type A, Ezpay, Misc	\$ -	\$ 48,236	\$ 20,751	\$ 21,206	\$ 17,536	\$ 15,932	\$ 123,661	
Student Break, Milk & A La Carte	\$ -	\$ 28,936	\$ 8,108	\$ 4,588	\$ 2,805	\$ 2,494	\$ 46,931	
Adult & Misc revenues	\$ 8,126	\$ 3,069	\$ 680	\$ 1,404	\$ 1,283	\$ 809	\$ 15,371	
State Reimb	\$ -	\$ 327	\$ 242	\$ 370	\$ 285	\$ 199	\$ 1,423	
Federal Reimb	\$ -	\$ 27,784	\$ 20,809	\$ 31,136	\$ 24,381	\$ 17,131	\$ 121,241	
<b>Total Revenues</b>	<b>\$ 8,126</b>	<b>\$ 108,352</b>	<b>\$ 50,590</b>	<b>\$ 58,704</b>	<b>\$ 46,290</b>	<b>\$ 36,565</b>	<b>\$ 308,627</b>	
<i>Expenses</i>								
Wages	\$ 23,424	\$ 57,998	\$ 28,707	\$ 18,885	\$ 16,464	\$ 16,217	\$ 161,695	
Severance	\$ -	\$ -	\$ -	\$ -	\$ -	\$ -	\$ -	
Retirement	\$ 5,590	\$ 14,769	\$ 5,097	\$ 6,481	\$ 3,656	\$ 2,856	\$ 38,449	
Medical	\$ 11,656	\$ 21,070	\$ 14,933	\$ 14,047	\$ -	\$ -	\$ 61,706	
Life, Dent, MC, WC	\$ 815	\$ 2,089	\$ 1,262	\$ 868	\$ 398	\$ 352	\$ 5,784	
Purch Serv, Repairs, Phone, Post:	\$ 1,271	\$ 6,854	\$ 1,149	\$ 538	\$ 812	\$ 538	\$ 11,162	
Supplies	\$ 3,644	\$ -	\$ -	\$ -	\$ -	\$ -	\$ 3,644	
Food Costs	\$ -	\$ 36,613	\$ 12,723	\$ 22,629	\$ 6,560	\$ 7,943	\$ 86,468	
Equipment	\$ -	\$ -	\$ -	\$ -	\$ -	\$ -	\$ -	
Other Costs	\$ -	\$ -	\$ -	\$ -	\$ -	\$ -	\$ -	
<b>Total Expenses</b>	<b>\$ 46,400</b>	<b>\$ 139,393</b>	<b>\$ 63,871</b>	<b>\$ 63,448</b>	<b>\$ 27,890</b>	<b>\$ 27,906</b>	<b>\$ 368,908</b>	
<b>Net Gain (Loss)</b>	<b>\$ (38,274)</b>	<b>\$ (31,041)</b>	<b>\$ (13,281)</b>	<b>\$ (4,744)</b>	<b>\$ 18,400</b>	<b>\$ 8,659</b>	<b>\$ (60,281)</b>	
							<b>Ending Cash Balance 12/31/16</b>	<b>\$ (57,728)</b>

CHECK	DATE	NUMBER - VENDOR - NAME	AMOUNT	D-STS-C REC/VD
84114	12/05/18	13242 ADAPTIVE SWITCH LABORATORIES	1,296.90	W R 12/17/18
84115	12/05/18	613 NICKLES BAKERY	546.04	W R 12/14/18
84116	12/05/18	10097 APPERSON	426.66	W R 12/13/18
84117	12/05/18	1370 AWARDSMITH	1,530.95	W R 12/14/18
84118	12/05/18	7886 CDW-G	53.20	W R 12/14/18
84119	12/05/18	951 CLEAR FORK VALLEY LOCAL	596.82	W R 12/18/18
84120	12/05/18	610 CULLIGAN QUALITY WATER	37.00	W R 12/13/18
84121	12/05/18	11164 FUSION APPAREL	433.30	W R 12/12/18
84122	12/05/18	3785 GALLIK METAL	185.00	W R 12/14/18
84123	12/05/18	11111 EGGERTON, GENELLE	74.49	W R 12/24/18
84124	12/05/18	1555 J & B ACCOUSTICAL	393.31	W R 12/10/18
84125	12/05/18	8191 HOUSTON, JENI	5.98	W R 12/06/18
84126	12/05/18	10397 MOWRY, LEVI B.	34.69	W W
84127	12/05/18	13276 LINDAMOOD-BELL LEARNING	4,300.00	W R 12/11/18
84128	12/05/18	69 MID-OHIO ED. SERVICE CENTER	35.00	W R 12/10/18
84129	12/05/18	9900 WOOD, MINDY	12.71	W R 12/12/18
84130	12/05/18	6482 MVD SPORTS	815.85	W R 12/14/18
84131	12/05/18	13301 NATIONAL BREAST CANCER	1,006.00	W R 12/17/18
84132	12/05/18	9382 NORTH CENTRAL OHIO ESC	1,406.25	W R 12/11/18
84133	12/05/18	11942 NOVA LUNA EDUC & CONSULTING	972.00	W R 12/11/18
84134	12/05/18	10285 NOVEL ELECTRONIC DESIGN, INC	60.00	W R 12/21/18
84135	12/05/18	11024 OHSBCA	270.00	W R 12/14/18
84136	12/05/18	918 POST MASTER	500.00	W R 12/10/18
84137	12/05/18	10075 RENHILL GROUP, INC.	10,314.51	W R 12/11/18
84138	12/05/18	6538 SCHOOL SPECIALTY INC.	120.47	W R 12/11/18
84139	12/05/18	13306 STURTS, SHELLY	89.38	W W
84140	12/05/18	10453 SMETZ'S TIRE SERVICE CENTER	307.68	W R 12/13/18
84141	12/05/18	9378 SPYDER SIGNS AND GRAPHICS	60.00	W R 12/12/18
84142	12/05/18	11385 OHIO STATE UNIVERSITY	230.00	W R 12/17/18
84143	12/05/18	3309 VASU COMMUNICATIONS, INC.	823.20	W R 12/12/18
84144	12/05/18	11668 WARD CUSTOM APPAREL	12.00	W R 12/12/18
84145	12/05/18	13295 WASHINGTON AUTO PARTS	50.53	W R 12/12/18
84146	12/05/18	11542 HAMMOND, JENNIFER	26.00	B B
84147	12/06/18	10543 AUTOMATION PARTS WAREHOUSE	298.00	W R 12/18/18
84148	12/06/18	3957 COLES ENERGY, INC.	1,617.45	W R 12/11/18
84149	12/06/18	7777 DELL MARKETING L.P.	19.88	W R 12/11/18
84150	12/06/18	8458 FURBAY/MANSFIELD ELECTRIC	403.49	W R 12/12/18
84151	12/06/18	13117 GARDINER SERVICE CO LLC	277.00	W R 12/12/18
84152	12/06/18	13307 ACTIVE NETWORK	249.00	W R 12/13/18
84153	12/06/18	6504 HD SUPPLY FACILITIES	741.88	W R 12/13/18
84154	12/06/18	8315 HOUSE OF SECURITY	66.40	W R 12/17/18
84155	12/06/18	10601 ITsavvy	1,680.00	W R 12/12/18
84156	12/06/18	718 JOHN GARBER MATERIALS, INC.	527.18	W R 12/19/18
84157	12/06/18	5906 LOWE'S HOME CENTER	92.50	W R 12/13/18
84158	12/06/18	10525 ML TECH SERVICES LLC	515.00	W W
84159	12/06/18	11508 RUMPKE	344.34	W R 12/18/18
84160	12/06/18	7215 SCHMIDT SECURITY	60.00	W R 12/11/18
84161	12/06/18	10297 SIESEL DISTRIBUTING, LLC	2,671.14	W R 12/19/18
84162	12/06/18	4036 STANDARD PLUMBING & HEATING	225.00	W R 12/12/18
84163	12/06/18	7776 SUNBELT RENTALS	115.10	W R 12/17/18
84164	12/06/18	11017 TEAM SPORTS, INC	1,680.00	W R 12/12/18
84165	12/06/18	3309 VASU COMMUNICATIONS, INC.	133.00	W R 12/12/18
84166	12/06/18	6035 WORNER ROOFING COMPANY	755.00	W R 12/10/18
84167	12/06/18	13087 HAYES, JAMES	582.21	W R 12/11/18
84168	12/06/18	1039 OHIO HIGH SCHOOL ATH. ASSOC.	50.00	W R 12/18/18
84169	12/10/18	10276 AMAZON.COM/ AMEX	4,311.93	W R 12/17/18



CHECK	DATE	NUMBER - VENDOR - NAME	AMOUNT	0-STS-C	REC/VD
84170	12/10/18	10314 AMERICAN EXPRESS	399.00	W R	12/17/18
84171	12/10/18	12115 SMITH, ASHLEY	1,200.00	W R	12/13/18
84172	12/10/18	1370 AWARDSMITH	111.50	W R	12/24/18
84173	12/10/18	12190 CALVERT EDUCATION	528.00	W R	12/17/18
84174	12/10/18	9752 COLE DISTRIBUTING	227.14	W R	12/18/18
84175	12/10/18	11018 HEALTHCARE BILLING SERVICES	7,406.77	W R	12/18/18
84176	12/10/18	1555 J & B ACCOUSTICAL	51.00	W R	12/14/18
84177	12/10/18	9895 GUY, KATHERINE	120.00	W R	12/24/18
84178	12/10/18	8329 KELL ACE HARDWARE	6.20	W R	12/18/18
84179	12/10/18	4037 PORT-A-POT	1,510.00	W R	12/21/18
84180	12/10/18	3377 LEXINGTON LOCAL SCHOOLS	481.50	W R	12/14/18
84181	12/10/18	13243 MAIN STREET MARKET	297.53	W R	12/17/18
84182	12/10/18	69 MID-OHIO ED. SERVICE CENTER	432.00	W R	12/14/18
84183	12/10/18	6482 MVD SPORTS	823.00	W R	12/18/18
84184	12/10/18	1411 RC THERAPY SERVICES, INC.	8,349.00	W R	12/18/18
84185	12/10/18	6538 SCHOOL SPECIALTY INC.	4,563.87	W R	12/19/18
84186	12/10/18	9378 SPYDER SIGNS AND GRAPHICS	579.00	W W	
84187	12/10/18	7512 DAVIS, STACY	69.76	W R	12/14/18
84188	12/10/18	1158 VOLZ, TRICIA L. NON-1099	65.95	W R	12/26/18
84189	12/10/18	8892 TRUCK SALES & SERVICE, INC.	12,205.88	W R	12/17/18
84190	12/10/18	13295 WASHINGTON AUTO PARTS	1,273.90	W R	12/18/18
84191	12/12/18	10305 ADVANCED TURF SOLUTIONS	2,895.86	W R	12/19/18
84192	12/12/18	11513 BRIDGEMAY ACADEMY	5,252.00	W R	12/18/18
84193	12/12/18	13296 CHISPA PROJECT	500.00	W W	
84194	12/12/18	9752 COLE DISTRIBUTING	16,237.50	W R	12/18/18
84195	12/12/18	10733 DO NOT USE	625.00	W W	
84196	12/12/18	5843 GRAINGER	374.90	W R	12/18/18
84197	12/12/18	7409 HOLLY'S BOOK RACK	112.50	W R	12/18/18
84198	12/12/18	1042 KIWANIS INTERNATIONAL	500.00	W R	12/21/18
84199	12/12/18	13308 KNAPP, KRIS	85.00	W R	12/26/18
84200	12/12/18	10810 MENARDS	159.21	W W	
84201	12/12/18	9093 MUSIC THEATRE INTERNATIONAL	400.00	W W	
84202	12/12/18	13212 NATIONWIDE CHILDRENS HOSPITA	51,980.00	W R	12/24/18
84203	12/12/18	1344 OCLRE	457.00	W R	12/24/18
84204	12/12/18	10192 OHIO HEALTH CONSORTIUM, INC.	59.00	W R	12/17/18
84205	12/12/18	13235 OYSTER PAVEMENT MAINTENANCE	14,015.00	W W	
84206	12/12/18	918 POST MASTER	1,750.00	W R	12/20/18
84207	12/12/18	7952 S & S COACH CO.	4,000.00	W R	12/21/18
84208	12/12/18	741 SHERWIN-WILLIAMS	43.74	W R	12/20/18
84209	12/12/18	11797 SMITHFOODS, INC	2,746.05	W R	12/24/18
84210	12/12/18	22 STANTON SHEET MUSIC	256.04	W W	
84211	12/12/18	11385 OHIO STATE UNIVERSITY	606.00	W W	
84212	12/12/18	13295 WASHINGTON AUTO PARTS	9.18	W R	12/19/18
84213	12/12/18	13300 WESTMINSTER TECHNOLOGIES LLC	379.00	W R	12/18/18
84214	12/12/18	434 ZANER-BLOSER	8,173.80	W R	12/19/18
84215	12/14/18	13087 HAYES, JAMES	776.28	W R	12/20/18
84216	12/17/18	7285 OLIVE GARDEN RESTAURANT	281.42	W R	12/27/18
84217	12/17/18	5905 ACCU-CUT	26.50	W R	12/27/18
84218	12/17/18	7085 CASS FRAMES	420.00	W R	12/31/18
84219	12/17/18	7886 CDW-G	212.16	W R	12/31/18
84220	12/17/18	13309 REYNOLDS, CHAD	101.71	W W	
84221	12/17/18	6230 CLEARWATER SYSTEMS	149.50	W R	12/26/18
84222	12/17/18	13121 CLEVELAND CLINIC CHILDREN'S	1,662.00	W R	12/21/18
84223	12/17/18	11160 CLYDE-GREEN SPRINGS SCHOOLS	175.00	W R	12/24/18
84224	12/17/18	10725 CRESTVIEW LOCAL SCHOOL	200.00	W R	12/24/18
84225	12/17/18	7777 DELL MARKETING L.P.	203.95	W R	12/24/18

CHECK	DATE	NUMBER - VENDOR - NAME	AMOUNT	D-STS-C	REC/VD
84226	12/17/18	11064 EAST KNOX LOCAL SCHOOLS	175.00	W R	12/28/18
84227	12/17/18	11164 FUSION APPAREL	670.80	W R	12/24/18
84228	12/17/18	9664 GRADY ENTERPRISES, INC.	1,118.57	W W	
84229	12/17/18	11799 HIGHLAND HIGH SCHOOL (SPARTA)	225.00	W R	12/27/18
84230	12/17/18	8708 RICE, HOLLY	26.97	W W	
84231	12/17/18	11746 JOHN C DEMPSEY	150.00	W W	
84232	12/17/18	10830 JOSTEN'S	6,592.00	W R	12/31/18
84233	12/17/18	5990 MANSFIELD CITY SCHOOLS	450.00	W R	12/27/18
84234	12/17/18	11745 NAPOLEON SCHOOL DISTRICT	250.00	W R	12/24/18
84235	12/17/18	1039 OHIO HIGH SCHOOL ATH. ASSOC.	4,456.00	W W	
84236	12/17/18	11459 OHIO INDOOR PERFORMANCE ASSO	500.00	W W	
84237	12/17/18	1034 ONTARIO ATHLETIC DEPT.	150.00	W W	
84238	12/17/18	5883 PEPPE & WAGGONER, LTD.	1,222.00	W R	12/28/18
84239	12/17/18	8768 PHONAK LLC	358.00	W R	12/27/18
84240	12/17/18	1028 PHOTORAMA	155.15	W R	12/28/18
84241	12/17/18	8157 PIRATE SCREEN PRINTING	211.00	W R	12/31/18
84242	12/17/18	11964 HOLLOWAY, SHEILA	450.00	W R	12/24/18
84243	12/17/18	741 SHERWIN-WILLIAMS	160.00	W R	12/26/18
84244	12/17/18	9378 SPYDER SIGNS AND GRAPHICS	845.00	W W	
84245	12/17/18	13090 ST FRANCIS DESALES SCHOOL	440.00	W W	
84246	12/17/18	11385 OHIO STATE UNIVERSITY	226.00	W W	
84247	12/17/18	9522 OHIO DEPARTMENT OF EDUCATION	210.00	W W	
84248	12/17/18	6230 CLEARWATER SYSTEMS	29.90	W R	12/26/18
84249	12/20/18	7345 BIO CORPORATION	142.56	W R	12/28/18
84250	12/20/18	9864 BOWLING GREEN STATE UNIVERSI	852.00	W W	
84251	12/20/18	9735 SIRINGER, BRITTANY	492.00	W W	
84252	12/20/18	8780 CBIZ BENEFITS & INSURANCE	2,750.00	W R	12/26/18
84253	12/20/18	11662 COLUMBIA GAS OF OHIO	1,636.97	W W	
84254	12/20/18	13262 HAMPTON INN- BOWLING GREEN	2,121.60	W R	12/28/18
84255	12/20/18	13089 MESSAGE LOGIX INC	3,500.00	W W	
84256	12/20/18	8768 PHONAK LLC	2,699.99	W R	12/28/18
84257	12/20/18	6468 REALLY GOOD STUFF	83.06	W W	
84258	12/20/18	11246 THE CENTER FOR INDIVIDUAL &	5,345.00	W W	
84259	12/20/18	7677 ENABLING DEVICES	80.90	W W	
84260	12/20/18	819 TRANSPORTATION ACCESSORIES C	771.02	W R	12/27/18
84261	12/20/18	13087 HAYES, JAMES	776.28	W R	12/28/18
84262	12/21/18	5579 CALLAHAN DOOR SALES	1,815.00	W W	
84263	12/21/18	3957 COLES ENERGY, INC.	703.71	W R	12/27/18
84264	12/21/18	2695 COLUMBUS CLAY CO	129.00	W W	
84265	12/21/18	5843 GRAINGER	217.45	W W	
84266	12/21/18	636 HOBART SERVICE	106.15	W W	
84267	12/21/18	6783 HUNTSMAN TRUCKING, INC.	517.04	W W	
84268	12/21/18	1555 J & B ACCOUSTICAL	75.00	W R	12/31/18
84269	12/21/18	11149 KAPLAN ELEMENTARY	544.55	W R	12/27/18
84270	12/21/18	8329 KELL ACE HARDWARE	84.48	W W	
84271	12/21/18	11066 KIMBALL MIDWEST	168.13	W R	12/31/18
84272	12/21/18	10810 MENARDS	181.90	W W	
84273	12/21/18	1028 PHOTORAMA	1,761.80	W W	
84274	12/21/18	9919 QUENCH	39.14	W R	12/26/18
84275	12/21/18	10075 RENHILL GROUP, INC.	9,344.70	W W	
84276	12/21/18	11508 RUMPKE	850.60	W R	12/31/18
84277	12/21/18	7533 SCHOOL HEALTH CORP.	199.95	W W	
84278	12/21/18	12061 SHARE CORPORATION	1,306.22	W W	
84279	12/21/18	10297 SIESEL DISTRIBUTING, LLC	658.50	W W	
84280	12/21/18	9378 SPYDER SIGNS AND GRAPHICS	60.00	W W	
84281	12/21/18	11467 DEXTER COMPANY	250.00	W W	

CHECK	DATE	NUMBER - VENDOR - NAME	AMOUNT	0-STS-C	REC/VD
84282	12/21/18	11385 OHIO STATE UNIVERSITY	262.00	W	W
84283	12/21/18	773 TREASURER, STATE OF OHIO	150.00	W	W
84284	12/21/18	8585 WOLFF BROS. SUPPLY, INC.	915.74	W	W
84285	12/21/18	434 ZANER-BLOSER	1,401.63	W	W
84286	12/26/18	7196 LITTLE, ANDY J	250.00	W	W
84287	12/26/18	1370 AWARDSMITH	292.50	W	W
84288	12/26/18	8662 NEUENSCHWANDER, C. (BRETT)	125.00	W	W
84289	12/26/18	7875 VANHOUTEN, JON	125.00	W	W
84290	12/26/18	9295 DAVIS, MICHAEL J	125.00	W	W
84291	12/26/18	69 MID-OHIO ED. SERVICE CENTER	1,174.00	W	W
84292	12/26/18	11031 NORWALK HIGH SCHOOL	150.00	W	W
84293	12/26/18	1039 OHIO HIGH SCHOOL ATH. ASSOC.	1,748.00	W	V 12/27/18
84294	12/26/18	9607 SARBACH, REBECCA	225.00	W	W
84295	12/26/18	13021 RIGGLEMAN, RYAN	125.00	W	W
84296	12/26/18	5566 SAM'S CLUB	802.38	W	W
84297	12/26/18	11964 HOLLOWAY, SHEILA	400.00	W	R 12/31/18
84298	12/26/18	9378 SPYDER SIGNS AND GRAPHICS	130.00	W	W
84299	12/26/18	11385 OHIO STATE UNIVERSITY	294.00	W	W
84300	12/26/18	5996 OHIO BUREAU OF CRIMINAL IDEN	140.00	W	W
84301	12/26/18	8483 UPS STORE	12.85	W	W
84302	12/26/18	3469 WAL-MART DISCOUNT CITIES	285.15	W	W
84303	12/27/18	11156 NWDAB	1,748.00	W	W
84304	12/31/18	701 AMERICAN ELECTRIC POWER	43,599.60	W	W
84305	12/31/18	700 CenturyLink	813.60	W	W
84306	12/31/18	13038 OHIO.NET INTERNET PROVIDERS	456.55	W	W
84307	12/31/18	7814 US BANK	2,906.88	W	W
84308	12/31/18	7415 VERIZON WIRELESS	845.36	W	W
84309	12/31/18	11379 BOWLING CLUB AT OHIO STATE	133.00	W	W
84310	12/31/18	3520 LEXINGTON ATHLETIC DEPT.	3,305.00	W	W
691252	12/05/18	900934 LEXINGTON SCHOOLS - PAYROLL	571,656.83	C	R 12/31/18
691257	12/05/18	900997 MEMO-S.E.R.S.	3,105.73	M	M
691258	12/05/18	900998 MEMO-S.T.R.S.	6,889.15	M	M
691259	12/06/18	900934 LEXINGTON SCHOOLS - PAYROLL	8,278.29	M	M
691260	12/06/18	900932 OHIO BUREAU OF WORKERS'	75,637.00	M	M
691261	12/10/18	900652 GORDON FOOD SERVICE	13,191.83	M	M
691262	12/20/18	900934 LEXINGTON SCHOOLS - PAYROLL	585,604.58	C	R 12/31/18
691263	12/13/18	900934 LEXINGTON SCHOOLS - PAYROLL	8,325.25	M	M
691264	12/17/18	900997 MEMO-S.E.R.S.	3,098.41	M	M
691265	12/17/18	900998 MEMO-S.T.R.S.	6,889.15	M	M
691267	12/31/18	900069 MEMO-MID OHIO ESC	6,572.29	M	M
691268	12/31/18	900997 MEMO-S.E.R.S.	44,426.00	M	M
691269	12/31/18	900998 MEMO-S.T.R.S.	114,500.00	M	M

CHECK	DATE	NUMBER - VENDOR - NAME	AMOUNT	0-STS-C REC/VD
VOID V		1	1,748.00	
RECONCILED R		127	1,363,313.53	
OUTSTANDING W,C,I,T,B		71	115,444.93	
MEMO M		11	290,913.10	
REFUND B		1	26.00	
WARRANT W		196	323,219.05	
PAYROLL C		2	1,157,261.41	
TRANSFERS T		0	.00	
DIST/CORR D		0	.00	
INVESTMENT I		0	.00	
*** TOTAL CHECKS WRITTEN ***		210	1,771,419.56	

TRANS NO	ITEM NO	TRANS DATE	STS	DESCRIPTION OR SOURCE	TI	FUND	RCPT	SPCC	SUBJ	QTY	TRANS AMOUNT
073151	0001	12/03/2018	A	Preschool tuition	03	001	1211	0000	000000	500	250.00
073154	0001	12/04/2018	A	Preschool tuition	03	001	1211	0000	000000	500	71.00
073156	0001	12/04/2018	A	Preschool tuition	03	001	1211	0000	000000	500	100.00
073166	0001	12/05/2018	A	Preschool tuition	03	001	1211	0000	000000	500	400.00
073180	0001	12/06/2018	A	Preschool tuition	03	001	1211	0000	000000	500	100.00
073171	0001	12/07/2018	A	Tuition pymt	03	001	1211	0000	000000	000	1,240.26
073179	0001	12/07/2018	A	Preschool tuition	03	001	1211	0000	000000	500	100.00
073177	0001	12/10/2018	A	Preschool tuition	03	001	1211	0000	000000	500	50.00
073201	0001	12/11/2018	A	Preschool tuition	03	001	1211	0000	000000	500	400.00
073204	0001	12/12/2018	A	Preschool tuition	03	001	1211	0000	000000	500	330.00
073207	0001	12/13/2018	A	Preschool tuition	03	001	1211	0000	000000	500	100.00
073228	0001	12/18/2018	A	Tuition pymt	03	001	1211	0000	000000	000	1,240.26
073230	0001	12/18/2018	A	Preschool tuition	03	001	1211	0000	000000	500	400.00
073235	0001	12/20/2018	A	Preschool tuition	03	001	1211	0000	000000	500	100.00
RCPT CODE SUB-TOTAL:											4,881.52
073182	0012	12/14/2018	A	Open Enrollment Revenue	03	001	1227	0000	000000	000	150.50
073200	0012	12/28/2018	A	Open Enrollment Revenue	03	001	1227	0000	000000	000	150.50
RCPT CODE SUB-TOTAL:											301.00
073247	0001	12/31/2018	A	Richland Bank Interest	03	001	1410	0000	000000	000	12,058.62
RCPT CODE SUB-TOTAL:											12,058.62
073150	0001	12/03/2018	A	School fees	03	001	1740	0000	000000	500	20.00
073153	0001	12/04/2018	A	school fees	03	001	1740	0000	000000	500	20.00
073155	0001	12/04/2018	A	school fees	03	001	1740	0000	000000	500	55.00
073160	0003	12/04/2018	A	school fees	03	001	1740	0000	000000	400	13.00
073146	0001	12/05/2018	B	FEE REFUND- ALLIE	03	001	1740	0000	000000	100	26.00
073163	0001	12/05/2018	A	school fees	03	001	1740	0000	000000	100	15.00
073164	0001	12/05/2018	A	school fees	03	001	1740	0000	000000	300	46.70
073165	0001	12/05/2018	A	school fees	03	001	1740	0000	000000	500	40.00
073178	0001	12/10/2018	A	school fees	03	001	1740	0000	000000	500	20.00
073202	0001	12/11/2018	A	school fee	03	001	1740	0000	000000	500	20.00
073203	0001	12/12/2018	A	school fee	03	001	1740	0000	000000	500	20.00
073212	0001	12/14/2018	A	HS fees	03	001	1740	0000	000000	100	790.00
073225	0001	12/18/2018	A	school fees	03	001	1740	0000	000000	400	168.00
073231	0001	12/19/2018	A	school fees	03	001	1740	0000	000000	400	78.00
073246	0001	12/20/2018	A	school fees	03	001	1740	0000	000000	400	28.00
073245	0001	12/31/2018	A	HS Fees - Pay For It	03	001	1740	0000	000000	100	0.00
073245	0002	12/31/2018	A	Central Fees - Pay For It	03	001	1740	0000	000000	400	90.00
073245	0003	12/31/2018	A	Jr High Fees - Pay For It	03	001	1740	0000	000000	400	0.00

STATUS (STS) CODES:

A-RECEIPT B-REFUND OF RECEIPT V-VOID REFUND OF RECEIPT X-REDUCTION OF EXPENDITURE  
 C-APPROPRIATION OR BUDGET MODIFICATIONS D-EXPENSE/SUPPLIES DISTRIBUTION F-FUND TO FUND TRANSFER

TRANS NO	ITEM NO	TRANS DATE	STS	DESCRIPTION OR SOURCE	TI	FUND	RCPT	SPCC	SUBJ	OPU	TRANS AMOUNT
073245	0004	12/31/2018	A	Eastern Fees - Pay For It	03	001	1740	0000	000000	400	30.00
073245	0005	12/31/2018	A	Western Fees - Pay For It	03	001	1740	0000	000000	400	0.00
RCPT CODE SUB-TOTAL:											1,427.70
073195	0001	12/13/2018	A	building rental	03	001	1810	0000	000000	000	178.84
RCPT CODE SUB-TOTAL:											178.84
073196	0002	12/13/2018	A	Stoneridge Tax Abatement	03	001	1880	0000	000000	000	17,429.30
073196	0003	12/13/2018	A	Pineridge Tax Abatement	03	001	1880	0000	000000	000	2,470.00
RCPT CODE SUB-TOTAL:											19,899.30
073229	0004	12/18/2018	A	Ashland Unive	03	001	1890	0000	000000	000	80.00
RCPT CODE SUB-TOTAL:											80.00
073182	0001	12/14/2018	A	Opportunity Grant	03	001	3110	0000	000000	000	307,898.04
073182	0002	12/14/2018	A	Targeted Assistance	03	001	3110	0000	000000	000	32,771.58
073182	0003	12/14/2018	A	K-3 Literacy Funding	03	001	3110	0000	000000	000	5,931.34
073182	0005	12/14/2018	A	Limited English Prof Funding	03	001	3110	0000	000000	000	59.37
073182	0006	12/14/2018	A	Gifted Education Funding	03	001	3110	0000	000000	000	5,069.32
073182	0007	12/14/2018	A	Transportation	03	001	3110	0000	000000	000	23,691.07
073182	0008	12/14/2018	A	Special Education Funding	03	001	3110	0000	000000	000	53,480.27
073182	0010	12/14/2018	A	Preschool Special Educ Funding	03	001	3110	0000	000000	000	6,635.43
073182	0011	12/14/2018	A	Special Educ Transportation	03	001	3110	0000	000000	000	1,748.50
073182	0019	12/14/2018	A	JV02 FY2018 Final #2 Adjust	03	001	3110	0000	000000	000	44,626.79
073200	0001	12/28/2018	A	Opportunity Grant	03	001	3110	0000	000000	000	308,487.55
073200	0002	12/28/2018	A	Targeted Assistance	03	001	3110	0000	000000	000	32,798.36
073200	0003	12/28/2018	A	K-3 Literacy Funding	03	001	3110	0000	000000	000	6,138.38
073200	0005	12/28/2018	A	Limited English Prof Funding	03	001	3110	0000	000000	000	59.86
073200	0006	12/28/2018	A	Gifted Education Funding	03	001	3110	0000	000000	000	5,093.10
073200	0007	12/28/2018	A	Transportation	03	001	3110	0000	000000	000	21,996.68
073200	0008	12/28/2018	A	Special Education Funding	03	001	3110	0000	000000	000	54,611.56
073200	0010	12/28/2018	A	Preschool Special Educ Funding	03	001	3110	0000	000000	000	40,180.29
073200	0011	12/28/2018	A	Special Educ Transportation	03	001	3110	0000	000000	000	3,222.83
RCPT CODE SUB-TOTAL:											954,500.32
073147	0001	12/05/2018	A	RB for Real Estate - Richland	03	001	3131	0000	000000	000	374.20
073147	0002	12/05/2018	A	RB for Emergency Levy -Richlan	03	001	3131	0000	000000	000	273.74
073147	0004	12/05/2018	A	2 1/2 HMRB Real Est-Richland	03	001	3131	0000	000000	000	54.66
073147	0005	12/05/2018	A	2 1/2 HMRB Emerg Levy-Richland	03	001	3131	0000	000000	000	40.02

STATUS (STS) CODES:

A-RECEIPT B-REFUND OF RECEIPT V-VOID REFUND OF RECEIPT X-REDUCTION OF EXPENDITURE  
 C-APPROPRIATION OR BUDGET MODIFICATIONS D-EXPENSE/SUPPLIES DISTRIBUTION F-FUND TO FUND TRANSFER

TRANS NO	ITEM NO	TRANS DATE	STS	DESCRIPTION OR SOURCE	TI	FUND	RCPT	SPCC	SUBJ	OPU	TRANS AMOUNT
RCPT CODE SUB-TOTAL:											742.62
073182	0004	12/14/2018	A	Economic Disadvantaged Funding	03	001	3211	0000	000000	000	1,206.54
073200	0004	12/28/2018	A	Economic Disadvantaged Funding	03	001	3211	0000	000000	000	1,327.54
RCPT CODE SUB-TOTAL:											2,534.08
073182	0009	12/14/2018	A	Career Tech Education Funding	03	001	3219	0000	000000	000	428.79
073200	0009	12/28/2018	A	Career Tech Education Funding	03	001	3219	0000	000000	000	497.14
RCPT CODE SUB-TOTAL:											925.93
073244	0001	12/31/2018	A	MEDICAID Recd -12/28/1/	03	001	3300	0000	000000	000	6,265.23
073244	0002	12/31/2018	A	MEDICAID Recd 12/13/18	03	001	3300	0000	000000	000	7,342.24
RCPT CODE SUB-TOTAL:											13,607.47
FUND CODE SUB-TOTAL:											1,011,137.40
073147	0003	12/05/2018	A	RB for PI Levy - Richland	03	003	3131	0000	000000	000	33.10
073147	0006	12/05/2018	A	2 1/2 HMRB PI Levy-Richland	03	003	3131	0000	000000	000	4.84
RCPT CODE SUB-TOTAL:											37.94
FUND CODE SUB-TOTAL:											37.94
073247	0004	12/31/2018	A	Richland Bank Interest	03	006	1410	0000	000000	000	0.00
RCPT CODE SUB-TOTAL:											0.00
073181	0026	12/07/2018	A	HS Breakfast	03	006	1511	0000	000000	100	111.90
073181	0027	12/07/2018	A	Jr. Hi Breakfast	03	006	1511	0000	000000	200	32.80
073181	0028	12/07/2018	A	Eastern Breakfast	03	006	1511	0000	000000	300	55.85
073181	0029	12/07/2018	A	Central Breakfast	03	006	1511	0000	000000	400	49.80
073181	0030	12/07/2018	A	Western Breakfast	03	006	1511	0000	000000	500	56.30
073242	0026	12/14/2018	A	HS Breakfast	03	006	1511	0000	000000	100	98.25
073242	0027	12/14/2018	A	Jr. Hi Breakfast	03	006	1511	0000	000000	200	30.90
073242	0028	12/14/2018	A	Eastern Breakfast	03	006	1511	0000	000000	300	50.90
073242	0029	12/14/2018	A	Central Breakfast	03	006	1511	0000	000000	400	32.40
073242	0030	12/14/2018	A	Western Breakfast	03	006	1511	0000	000000	500	35.50
073243	0026	12/20/2018	A	HS Breakfast	03	006	1511	0000	000000	100	111.45

STATUS (STS) CODES:

A-RECEIPT B-REFUND OF RECEIPT V-VOID REFUND OF RECEIPT X-REDUCTION OF EXPENDITURE  
 C-APPROPRIATION OR BUDGET MODIFICATIONS D-EXPENSE/SUPPLIES DISTRIBUTION F-FUND TO FUND TRANSFER

TRANS NO	ITEM NO	TRANS DATE	STS	DESCRIPTION OR SOURCE	TI	FUND	RCPT	SPCC	SUBJ	OPU	TRANS AMOUNT
073243	0027	12/20/2018	A	Jr. Hi Breakfast	03	006	1511	0000	000000	200	25.50
073243	0028	12/20/2018	A	Eastern Breakfast	03	006	1511	0000	000000	300	33.30
073243	0029	12/20/2018	A	Central Breakfast	03	006	1511	0000	000000	400	35.10
073243	0030	12/20/2018	A	Western Breakfast	03	006	1511	0000	000000	500	34.70
RCPT CODE SUB-TOTAL:											794.65
073181	0001	12/07/2018	A	HS Stu. Type A	03	006	1512	0000	000000	100	2,449.25
073181	0005	12/07/2018	A	HS RDA Stu. Type A	03	006	1512	0000	000000	100	1,357.59-
073181	0006	12/07/2018	A	Jr Hi Stu. Type A	03	006	1512	0000	000000	200	1,162.25
073181	0010	12/07/2018	A	Jr. Hi RDA Stu Type A	03	006	1512	0000	000000	200	452.20-
073181	0011	12/07/2018	A	Eastern Stu. Type A	03	006	1512	0000	000000	300	1,298.35
073181	0015	12/07/2018	A	Eastern RDA Stu. Type A	03	006	1512	0000	000000	300	369.51-
073181	0016	12/07/2018	A	Central Stu. Type A	03	006	1512	0000	000000	400	1,215.00
073181	0020	12/07/2018	A	Central RDA Stu. Type A	03	006	1512	0000	000000	400	794.55-
073181	0021	12/07/2018	A	Western Stu. Type A	03	006	1512	0000	000000	500	954.75
073181	0025	12/07/2018	A	Western RDA Stu. Type A	03	006	1512	0000	000000	500	781.60-
073242	0001	12/14/2018	A	HS Stu. Type A	03	006	1512	0000	000000	100	2,575.40
073242	0005	12/14/2018	A	HS RDA Stu. Type A	03	006	1512	0000	000000	100	1,500.20-
073242	0006	12/14/2018	A	Jr Hi Stu. Type A	03	006	1512	0000	000000	200	1,203.45
073242	0010	12/14/2018	A	Jr. Hi RDA Stu Type A	03	006	1512	0000	000000	200	904.40-
073242	0011	12/14/2018	A	Eastern Stu. Type A	03	006	1512	0000	000000	300	1,336.50
073242	0015	12/14/2018	A	Eastern RDA Stu. Type A	03	006	1512	0000	000000	300	853.80-
073242	0016	12/14/2018	A	Central Stu. Type A	03	006	1512	0000	000000	400	1,182.00
073242	0020	12/14/2018	A	Central RDA Stu. Type A	03	006	1512	0000	000000	400	497.85-
073242	0021	12/14/2018	A	Western Stu. Type A	03	006	1512	0000	000000	500	969.30
073242	0025	12/14/2018	A	Western RDA Stu. Type A	03	006	1512	0000	000000	500	605.88-
073243	0001	12/20/2018	A	HS Stu. Type A	03	006	1512	0000	000000	100	2,082.15
073243	0005	12/20/2018	A	HS RDA Stu. Type A	03	006	1512	0000	000000	100	1,617.37-
073243	0006	12/20/2018	A	Jr Hi Stu. Type A	03	006	1512	0000	000000	200	1,004.25
073243	0010	12/20/2018	A	Jr. Hi RDA Stu Type A	03	006	1512	0000	000000	200	765.70-
073243	0011	12/20/2018	A	Eastern Stu. Type A	03	006	1512	0000	000000	300	1,120.55
073243	0015	12/20/2018	A	Eastern RDA Stu. Type A	03	006	1512	0000	000000	300	687.28-
073243	0016	12/20/2018	A	Central Stu. Type A	03	006	1512	0000	000000	400	949.30
073243	0020	12/20/2018	A	Central RDA Stu. Type A	03	006	1512	0000	000000	400	456.00-
073243	0021	12/20/2018	A	Western Stu. Type A	03	006	1512	0000	000000	500	800.65
073243	0025	12/20/2018	A	Western RDA Stu. Type A	03	006	1512	0000	000000	500	579.67-
073245	0006	12/31/2018	A	HS Lunch - Pay For It	03	006	1512	0000	000000	100	3,698.02
073245	0007	12/31/2018	A	Jr High Lunch - Pay For It	03	006	1512	0000	000000	200	1,898.05
073245	0008	12/31/2018	A	Eastern Lunch - Pay For It	03	006	1512	0000	000000	300	2,032.75
073245	0009	12/31/2018	A	Central Lunch - Pay For It	03	006	1512	0000	000000	400	2,010.35
073245	0010	12/31/2018	A	Western Lunch - Pay For It	03	006	1512	0000	000000	500	1,952.40
RCPT CODE SUB-TOTAL:											19,671.12

STATUS (STS) CODES:

A-RECEIPT B-REFUND OF RECEIPT V-VOID REFUND OF RECEIPT X-REDUCTION OF EXPENDITURE  
 C-APPROPRIATION OR BUDGET MODIFICATIONS D-EXPENSE/SUPPLIES DISTRIBUTION F-FUND TO FUND TRANSFER



TRANS NO	ITEM NO	TRANS DATE	STS	DESCRIPTION OR SOURCE	TI	FUND	RCPT	SPCC	SUBJ	QPU	TRANS AMOUNT
073181	0003	12/07/2018	A	HS Stu. ALa Carte	03	006	1513	0000	000000	100	1,279.05
073181	0008	12/07/2018	A	Jr. Hi Stu. Ala Carte	03	006	1513	0000	000000	200	339.80
073181	0013	12/07/2018	A	Eastern Stu. Ala Carte	03	006	1513	0000	000000	300	249.46
073181	0018	12/07/2018	A	Central Stu. Ala Carte	03	006	1513	0000	000000	400	162.75
073181	0023	12/07/2018	A	Western Stu. Ala Carte	03	006	1513	0000	000000	500	118.75
073242	0003	12/14/2018	A	HS Stu. ALa Carte	03	006	1513	0000	000000	100	1,290.60
073242	0008	12/14/2018	A	Jr. Hi Stu. Ala Carte	03	006	1513	0000	000000	200	381.90
073242	0013	12/14/2018	A	Eastern Stu. Ala Carte	03	006	1513	0000	000000	300	249.90
073242	0018	12/14/2018	A	Central Stu. Ala Carte	03	006	1513	0000	000000	400	131.25
073242	0023	12/14/2018	A	Western Stu. Ala Carte	03	006	1513	0000	000000	500	112.75
073243	0003	12/20/2018	A	HS Stu. ALa Carte	03	006	1513	0000	000000	100	1,036.80
073243	0008	12/20/2018	A	Jr. Hi Stu. Ala Carte	03	006	1513	0000	000000	200	373.00
073243	0013	12/20/2018	A	Eastern Stu. Ala Carte	03	006	1513	0000	000000	300	148.70
073243	0018	12/20/2018	A	Central Stu. Ala Carte	03	006	1513	0000	000000	400	98.25
073243	0023	12/20/2018	A	Western Stu. Ala Carte	03	006	1513	0000	000000	500	94.75
RCPT CODE SUB-TOTAL:											6,066.71
073181	0002	12/07/2018	A	HS Stu. Milk	03	006	1514	0000	000000	100	26.50
073181	0007	12/07/2018	A	Jr. Hi. Stu Milk	03	006	1514	0000	000000	200	3.00
073181	0012	12/07/2018	A	Eastern Stu. Milk	03	006	1514	0000	000000	300	5.00
073181	0017	12/07/2018	A	Central Stu. Milk	03	006	1514	0000	000000	400	12.00
073181	0022	12/07/2018	A	Western Stu. Milk	03	006	1514	0000	000000	500	18.50
073242	0002	12/14/2018	A	HS Stu. Milk	03	006	1514	0000	000000	100	20.50
073242	0007	12/14/2018	A	Jr. Hi. Stu Milk	03	006	1514	0000	000000	200	3.00
073242	0012	12/14/2018	A	Eastern Stu. Milk	03	006	1514	0000	000000	300	2.00
073242	0017	12/14/2018	A	Central Stu. Milk	03	006	1514	0000	000000	400	17.00
073242	0022	12/14/2018	A	Western Stu. Milk	03	006	1514	0000	000000	500	17.00
073243	0002	12/20/2018	A	HS Stu. Milk	03	006	1514	0000	000000	100	18.00
073243	0007	12/20/2018	A	Jr. Hi. Stu Milk	03	006	1514	0000	000000	200	5.50
073243	0012	12/20/2018	A	Eastern Stu. Milk	03	006	1514	0000	000000	300	4.00
073243	0017	12/20/2018	A	Central Stu. Milk	03	006	1514	0000	000000	400	6.50
073243	0022	12/20/2018	A	Western Stu. Milk	03	006	1514	0000	000000	500	15.00
RCPT CODE SUB-TOTAL:											173.50
073181	0004	12/07/2018	A	HS Adult Ala Carte	03	006	1523	0000	000000	100	145.35
073181	0009	12/07/2018	A	Jr. Hi Adult Ala Carte	03	006	1523	0000	000000	200	22.75
073181	0014	12/07/2018	A	Eastern Adult Ala Carte	03	006	1523	0000	000000	300	62.25
073181	0019	12/07/2018	A	Central Adult Ala Carte	03	006	1523	0000	000000	400	7.25
073181	0024	12/07/2018	A	Western Adult Ala Carte	03	006	1523	0000	000000	500	15.25
073242	0004	12/14/2018	A	HS Adult Ala Carte	03	006	1523	0000	000000	100	148.80
073242	0009	12/14/2018	A	Jr. Hi Adult Ala Carte	03	006	1523	0000	000000	200	19.50
073242	0014	12/14/2018	A	Eastern Adult Ala Carte	03	006	1523	0000	000000	300	61.25

STATUS (STS) CODES:

A-RECEIPT    B-REFUND OF RECEIPT    V-VOID REFUND OF RECEIPT    X-REDUCTION OF EXPENDITURE  
 C-APPROPRIATION OR BUDGET MODIFICATIONS    D-EXPENSE/SUPPLIES DISTRIBUTION    F-FUND TO FUND TRANSFER

TRANS NO	ITEM NO	TRANS DATE	STS	DESCRIPTION OR SOURCE	TI	FUND	RCPT	SPCC	SUBJ	QFU	TRANS AMOUNT
073242	0019	12/14/2018	A	Central Adult Ala Carte	03	006	1523	0000	000000	400	26.50
073242	0024	12/14/2018	A	Western Adult Ala Carte	03	006	1523	0000	000000	500	17.00
073243	0004	12/20/2018	A	HS Adult Ala Carte	03	006	1523	0000	000000	100	86.30
073243	0009	12/20/2018	A	Jr. Hi Adult Ala Carte	03	006	1523	0000	000000	200	5.00
073243	0014	12/20/2018	A	Eastern Adult Ala Carte	03	006	1523	0000	000000	300	24.25
073243	0019	12/20/2018	A	Central Adult Ala Carte	03	006	1523	0000	000000	400	23.50
073243	0024	12/20/2018	A	Western Adult Ala Carte	03	006	1523	0000	000000	500	17.25
RCPT CODE SUB-TOTAL:											682.20
073162	0001	12/05/2018	A	Coke Commission Food Service	03	006	1851	0000	000000	000	36.76
RCPT CODE SUB-TOTAL:											36.76
073210	0001	12/14/2018	A	Preschool snacks	03	006	1890	0000	000000	000	481.50
RCPT CODE SUB-TOTAL:											481.50
073199	0001	12/14/2018	A	Federal Reimb Lunch High	03	006	4120	0000	000000	100	5,997.45
073199	0002	12/14/2018	A	Federal Reimb Lunch Jr High	03	006	4120	0000	000000	200	4,087.50
073199	0003	12/14/2018	A	Federal Reimb Lunch Central	03	006	4120	0000	000000	400	4,423.59
073199	0004	12/14/2018	A	Federal Reimb Lunch East	03	006	4120	0000	000000	300	6,811.31
073199	0005	12/14/2018	A	Federal Reimb Lunch Western	03	006	4120	0000	000000	500	3,893.14
073199	0006	12/14/2018	A	Fed Reimb Breakfast - High	03	006	4120	0000	000000	100	389.23
073199	0007	12/14/2018	A	Federal Reimb Breakfast - Jr H	03	006	4120	0000	000000	200	308.54
073199	0008	12/14/2018	A	Federal Reimb Break - Central	03	006	4120	0000	000000	400	605.53
073199	0009	12/14/2018	A	Federal Reimb Break - East	03	006	4120	0000	000000	300	1,298.62
073199	0010	12/14/2018	A	Federal Reimb Break - Western	03	006	4120	0000	000000	500	659.19
073199	0011	12/14/2018	A	Preschool Milk - Western	03	006	4120	1280	000000	500	46.21
RCPT CODE SUB-TOTAL:											28,520.31
FUND CODE SUB-TOTAL:											56,426.75
073247	0005	12/31/2018	A	Richland Bank Interest	03	007	1410	9100	000000	000	19.81
RCPT CODE SUB-TOTAL:											19.81
FUND CODE SUB-TOTAL:											19.81
073247	0003	12/31/2018	A	Richland Bank Interest	03	007	1410	9900	000000	000	17.73
RCPT CODE SUB-TOTAL:											17.73
FUND CODE SUB-TOTAL:											17.73

STATUS (STS) CODES:

A-RECEIPT B-REFUND OF RECEIPT V-VOID REFUND OF RECEIPT X-REDUCTION OF EXPENDITURE  
 C-APPROPRIATION OR BUDGET MODIFICATIONS D-EXPENSE/SUPPLIES DISTRIBUTION F-FUND TO FUND TRANSFER

TRANS NO	ITEM NO	TRANS DATE	STS	DESCRIPTION OR SOURCE	TI	FUND	RCPT	SPCC	SUBJ	DFU	TRANS AMOUNT
073162	0002	12/05/2018	A	Coke Commission High	03	018	1690	9100	000000	000	25.92
073168	0001	12/05/2018	A	Book club donation	03	018	1690	9100	000000	000	600.00
073176	0001	12/07/2018	A	MD Coffee service	03	018	1690	9100	000000	000	64.80
073193	0001	12/12/2018	A	Youth in Govt candy fundraiser	03	018	1690	9100	000000	000	95.00
073209	0001	12/14/2018	A	MD Coffee service	03	018	1690	9100	000000	000	47.05
RCPT CODE SUB-TOTAL:											832.77
FUND CODE SUB-TOTAL:											832.77
073162	0005	12/05/2018	A	Coke Commission Jr High	03	018	1690	9200	000000	000	7.05
RCPT CODE SUB-TOTAL:											7.05
FUND CODE SUB-TOTAL:											7.05
073162	0004	12/05/2018	A	Coke Commission East	03	018	1690	9300	000000	000	14.89
RCPT CODE SUB-TOTAL:											14.89
FUND CODE SUB-TOTAL:											14.89
073160	0001	12/04/2018	A	school fees princ acct	03	018	1630	9400	000000	000	2.00
073160	0002	12/04/2018	A	Candy grams	03	018	1630	9400	000000	000	39.50
073186	0001	12/06/2018	A	Candy gram sales	03	018	1630	9400	000000	000	56.50
073175	0001	12/07/2018	A	Candy Cane sales	03	018	1630	9400	000000	000	75.00
073191	0001	12/11/2018	A	Candy gram sales	03	018	1630	9400	000000	000	129.00
073198	0001	12/13/2018	A	Candygram sales	03	018	1630	9400	000000	000	44.50
073208	0001	12/13/2018	A	Candygram sales	03	018	1630	9400	000000	000	55.00
073208	0002	12/13/2018	A	Kroger proceeds	03	018	1630	9400	000000	000	181.23
073211	0001	12/14/2018	A	Candy gram sales	03	018	1630	9400	000000	000	256.00
073225	0002	12/18/2018	A	school fees princ acct	03	018	1630	9400	000000	000	12.00
073231	0002	12/19/2018	A	school fees princ acct	03	018	1630	9400	000000	000	6.00
073246	0002	12/20/2018	A	school fees princ acct	03	018	1630	9400	000000	000	2.00
RCPT CODE SUB-TOTAL:											858.73
FUND CODE SUB-TOTAL:											858.73
073150	0002	12/03/2018	A	school fees princ acct	03	018	1630	9500	000000	000	10.00

STATUS (STS) CODES:

A-RECEIPT B-REFUND OF RECEIPT V-VOID REFUND OF RECEIPT X-REDUCTION OF EXPENDITURE  
 C-APPROPRIATION OR BUDGET MODIFICATIONS D-EXPENSE/SUPPLIES DISTRIBUTION F-FUND TO FUND TRANSFER

TRANS NO	ITEM NO	TRANS DATE	STS	DESCRIPTION OR SOURCE	TI	FUND	RCPT	SPCC	SUBJ	OPU	TRANS AMOUNT
073153	0002	12/04/2018	A	school fees princ acct	03	018	1630	9500	000000	000	10.00
073155	0002	12/04/2018	A	school fees princ acct	03	018	1630	9500	000000	000	27.50
073165	0002	12/05/2018	A	school fees princ acct	03	018	1630	9500	000000	000	20.00
073178	0002	12/10/2018	A	school fees princ acct	03	018	1630	9500	000000	000	10.00
073202	0002	12/11/2018	A	school fees princ acct	03	018	1630	9500	000000	000	10.00
073203	0002	12/12/2018	A	school fees princ acct	03	018	1630	9500	000000	000	10.00
073227	0001	12/18/2018	A	Kroger check	03	018	1630	9500	000000	000	365.02
RCPT CODE SUB-TOTAL:											462.52
073162	0003	12/05/2018	A	Coke Commission Wester	03	018	1690	9500	000000	000	14.89
RCPT CODE SUB-TOTAL:											14.89
FUND CODE SUB-TOTAL:											477.41
073229	0003	12/18/2018	A	PTO Recycling-Central	03	019	1890	9121	000000	000	4.79
073234	0003	12/19/2018	A	PTO Recycling-Central	03	019	1890	9121	000000	000	6.52
RCPT CODE SUB-TOTAL:											11.31
FUND CODE SUB-TOTAL:											11.31
073229	0001	12/18/2018	A	PTO Recycling-Eastern	03	019	1890	9122	000000	000	4.79
073234	0001	12/19/2018	A	PTO Recycling-Eastern	03	019	1890	9122	000000	000	6.52
RCPT CODE SUB-TOTAL:											11.31
FUND CODE SUB-TOTAL:											11.31
073229	0002	12/18/2018	A	PTO Recycling-Western	03	019	1890	9123	000000	000	4.79
073234	0002	12/19/2018	A	PTO Recycling-Western	03	019	1890	9123	000000	000	6.52
RCPT CODE SUB-TOTAL:											11.31
FUND CODE SUB-TOTAL:											11.31
073232	0001	12/19/2018	A	boys Sect Soccer Tourn reimb	03	022	1690	9601	000000	000	44.00
RCPT CODE SUB-TOTAL:											44.00
FUND CODE SUB-TOTAL:											44.00

STATUS (STS) CODES:

A-RECEIPT B-REFUND OF RECEIPT V-VOID REFUND OF RECEIPT X-REDUCTION OF EXPENDITURE  
 C-APPROPRIATION OR BUDGET MODIFICATIONS D-EXPENSE/SUPPLIES DISTRIBUTION F-FUND TO FUND TRANSFER

TRANS NO	ITEM NO	TRANS DATE	STS	DESCRIPTION OR SOURCE	TI	FUND	RCPT	SPCC	SUBJ	OPU	TRANS AMOUNT
073247	0002	12/31/2018	A	Richland Bank Int. 024	03	024	1410	0000	000000	000	2,470.86
											RCPT CODE SUB-TOTAL: 2,470.86
											FUND CODE SUB-TOTAL: 2,470.86
073152	0001	12/04/2018	A	Face painting	03	200	1620	9108	000000	000	100.00
											RCPT CODE SUB-TOTAL: 100.00
											FUND CODE SUB-TOTAL: 100.00
073213	0001	12/14/2018	A	Candy gram sales	03	200	1690	9204	000000	000	134.15
											RCPT CODE SUB-TOTAL: 134.15
											FUND CODE SUB-TOTAL: 134.15
073223	0001	12/17/2018	A	Candy gram sales	03	200	1620	9301	000000	000	474.35
											RCPT CODE SUB-TOTAL: 474.35
											FUND CODE SUB-TOTAL: 474.35
073197	0001	12/13/2018	A	JH PE vending	03	300	1620	9206	000000	000	390.00
											RCPT CODE SUB-TOTAL: 390.00
											FUND CODE SUB-TOTAL: 390.00
073149	0001	12/03/2018	A	Swim Invite adm 12/1	03	300	1610	9600	000000	709	1,452.00
073184	0001	12/03/2018	A	Wrestling Invite adm 11/30	03	300	1610	9600	000000	710	636.00
073157	0001	12/04/2018	A	2018/19 winter passes	03	300	1610	9600	000000	000	1,870.00
073161	0001	12/04/2018	A	JH boys bb adm 12/3	03	300	1610	9600	000000	715	350.00
073167	0001	12/05/2018	A	JH boys bb adm 12/4	03	300	1610	9600	000000	715	297.00
073169	0001	12/06/2018	A	JH Girls bb adm 12/5	03	300	1610	9600	000000	716	162.00
073187	0001	12/10/2018	A	HS Girls BB adm 12/6	03	300	1610	9600	000000	708	462.00
073188	0001	12/10/2018	A	2018/19 winter pass	03	300	1610	9600	000000	000	160.00
073194	0001	12/12/2018	A	JH boys bb adm 12/11	03	300	1610	9600	000000	715	368.00

STATUS (STS) CODES:

A-RECEIPT B-REFUND OF RECEIPT V-VOID REFUND OF RECEIPT X-REDUCTION OF EXPENDITURE  
 C-APPROPRIATION OR BUDGET MODIFICATIONS D-EXPENSE/SUPPLIES DISTRIBUTION F-FUND TO FUND TRANSFER

TRANS NO	ITEM NO	TRANS DATE	STS	DESCRIPTION OR SOURCE	TI	FUND	RCPT	SPCC	SUBJ	QPU	TRANS AMOUNT
073205	0001	12/13/2018	A	JH Girls BB adm 12/12	03	300	1610	9600	000000	716	272.00
073214	0001	12/17/2018	A	2018/19 Winter passes	03	300	1610	9600	000000	000	360.00
073216	0001	12/17/2018	A	JH Boys BB adm 12/14	03	300	1610	9600	000000	715	86.00
073217	0001	12/17/2018	A	2018/19 Winter passes	03	300	1610	9600	000000	000	1,160.00
073219	0001	12/17/2018	A	HS Boys BB adm 12/15	03	300	1610	9600	000000	707	1,020.00
073220	0001	12/17/2018	A	JH Boys BB adm 12/15	03	300	1610	9600	000000	715	296.00
073220	0002	12/17/2018	A	JH Girls BB adm 12/15	03	300	1610	9600	000000	716	296.00
073221	0001	12/17/2018	A	Swim meet adm 12/13	03	300	1610	9600	000000	709	318.00
073221	0002	12/17/2018	A	Swim meet overage	03	300	1610	9600	000000	709	2.00
073224	0001	12/17/2018	A	Boys BB adm 12/14	03	300	1610	9600	000000	707	1,650.00
073226	0001	12/18/2018	A	Girls BB adm 12/18	03	300	1610	9600	000000	708	220.00
073226	0002	12/18/2018	A	Girls BB overage 12/18	03	300	1610	9600	000000	708	2.00
073233	0001	12/19/2018	A	Girls BB Adm 12/18	03	300	1610	9600	000000	708	484.00
073236	0001	12/21/2018	A	JH Boys BB adm 12/19	03	300	1610	9600	000000	715	330.00
073237	0001	12/21/2018	A	Girls BB Adm 12/20	03	300	1610	9600	000000	708	478.00
073238	0001	12/24/2018	A	Boys BB adm 12/21	03	300	1610	9600	000000	707	1,486.00
073240	0001	12/28/2018	A	FR Boys BB adm 12/27	03	300	1610	9600	000000	707	218.00
RCPT CODE SUB-TOTAL:											14,435.00
073218	0001	12/17/2018	A	Boys BB program sales12/15	03	300	1620	9600	000000	707	112.00
073222	0001	12/17/2018	A	Boys BB Program sales12/14	03	300	1620	9600	000000	707	176.00
073239	0001	12/24/2018	A	Boys BB program sales 12/21	03	300	1620	9600	000000	707	82.00
RCPT CODE SUB-TOTAL:											370.00
073173	0001	12/07/2018	A	2018/19 Program ad	03	300	1690	9600	000000	000	195.00
073174	0001	12/07/2018	A	Sale of CC warmups	03	300	1690	9600	000000	000	630.00
073189	0001	12/10/2018	A	2018/19 Patron mailing	03	300	1690	9600	000000	000	20.00
073192	0001	12/12/2018	A	2018/19 Program ads	03	300	1690	9600	000000	000	750.00
RCPT CODE SUB-TOTAL:											1,595.00
073158	0001	12/04/2018	A	Fieldhouse rental	03	300	1810	9600	000000	000	150.00
RCPT CODE SUB-TOTAL:											150.00
073148	0001	12/03/2018	A	Swim meet 12/1 program sales	03	300	1890	9600	000000	709	252.00
073172	0001	12/07/2018	A	2018 Swim invite fee	03	300	1890	9600	000000	709	150.00
073190	0001	12/11/2018	A	Swim invite entry fee	03	300	1890	9600	000000	709	150.00
073206	0001	12/13/2018	A	2018 Swim Invite entry fee	03	300	1890	9600	000000	709	150.00
073215	0001	12/17/2018	A	Swim meet entry fee	03	300	1890	9600	000000	709	150.00
RCPT CODE SUB-TOTAL:											852.00
FUND CODE SUB-TOTAL:											17,402.00
GRAND TOTAL:											1,090,879.77

STATUS (STS) CODES:

A-RECEIPT B-REFUND OF RECEIPT V-VOID REFUND OF RECEIPT X-REDUCTION OF EXPENDITURE  
 C-APPROPRIATION OR BUDGET MODIFICATIONS D-EXPENSE/SUPPLIES DISTRIBUTION F-FUND TO FUND TRANSFER

	FYTD Receivable	FYTD Actual Receipts	MTD Actual Receipts	YTD Actual Receipts	FYTD Balance Receivable	FYTD Percent Received
*****TOTAL FOR FUND-SCC 001 0000 (GENERAL FUND):	24,495,508.00	11,644,413.29	1,011,137.40	24,587,264.37	12,851,094.71	47.54
*****TOTAL FOR FUND-SCC 003 0000 (PERMANENT IMPROVEMENT FUND):	702,632.00	304,890.24	37.94	700,887.18	397,741.76	43.39
*****TOTAL FOR FUND-SCC 006 0000 (FOOD SERVICE FUND):	755,799.00	288,779.89	56,426.75	753,911.01	467,019.11	38.21
*****TOTAL FOR FUND-SCC 007 9100 (LEXINGTON MINUTEMEN ACADEMIC SCHOLARSHIP FUND):	6,040.00	479.82	19.81	2,493.06	5,560.18	7.94
*****TOTAL FOR FUND-SCC 007 9800 (TERRY McCAMMON SCHOLARSHIP FUND):	350.00	108.75	17.73	396.24	241.25	31.07
*****TOTAL FOR FUND-SCC 018 9100 (HIGH SCHOOL PRINCIPAL'S FUND):	10,628.00	2,831.39	832.77	9,741.42	7,796.61	26.64
*****TOTAL FOR FUND-SCC 018 9200 (JUNIOR HIGH PRINCIPAL'S FUND):	5,233.00	4,245.78	7.05	4,727.53	987.22	81.13
*****TOTAL FOR FUND-SCC 018 9300 (EASTERN PRINCIPAL'S FUND):	9,609.00	2,881.49	14.89	6,862.06	6,727.51	29.99
*****TOTAL FOR FUND-SCC 018 9301 (EASTERN ELEMENTARY BOOKFAIR/BOXTOPS FUND):	6,539.00	2,894.46	0.00	9,433.86	3,644.54	44.26
*****TOTAL FOR FUND-SCC 018 9302 (EASTERN ELEMENTARY MATH):	1,226.00	0.00	0.00	0.00	1,226.00	0.00

\*\*\* NOTE!! ONLY ACTIVE ACCOUNTS HAVE BEEN SELECTED, TOTALS MAY EXCLUDE AMOUNTS THAT ARE RELATED TO INACTIVE ACCOUNTS. \*\*\*

	FYTD Receivable	FYTD Actual Receipts	MTD Actual Receipts	YTD Actual Receipts	FYTD Balance Receivable	FYTD Percent Received
*****TOTAL FOR FUND-SCC 018 9303 (EASTERN RUN CLUB):	0.00	206.68	0.00	206.68	206.68-	0.00
*****TOTAL FOR FUND-SCC 018 9400 (CENTRAL PRINCIPAL'S FUND):	5,785.00	1,618.30	858.73	5,642.07	4,166.70	27.97
*****TOTAL FOR FUND-SCC 018 9401 (CENTRAL ELEMENTARY BOOKFAIR FUND):	4,548.00	2,448.10	0.00	3,664.23	2,099.90	53.83
*****TOTAL FOR FUND-SCC 018 9402 (CENTRAL ELEMENTARY ART):	1,415.00	0.00	0.00	1,415.00	1,415.00	0.00
*****TOTAL FOR FUND-SCC 018 9500 (WESTERN PRINCIPAL'S FUND):	6,709.00	3,291.25	477.41	5,890.64	3,417.75	49.06
*****TOTAL FOR FUND-SCC 018 9501 (WESTERN ELEMENTARY BOOKFAIR/BOXTOPS FUND):	5,976.00	3,623.12	0.00	5,214.41	2,352.88	60.63
*****TOTAL FOR FUND-SCC 018 9503 (WESTERN ELEMENTARY ART):	2,455.00	0.00	0.00	2,455.00	2,455.00	0.00
*****TOTAL FOR FUND-SCC 019 9121 (CENTRAL ELEMENTARY PTO GRANTS):	1,171.00	1,076.06	11.31	1,155.94	94.94	91.89
*****TOTAL FOR FUND-SCC 019 9122 (EASTERN ELEMENTARY PTO GRANTS):	1,171.00	1,076.06	11.31	1,155.96	94.94	91.89
*****TOTAL FOR FUND-SCC 019 9123 (WESTERN ELEMENTARY PTO GRANTS):	1,171.00	1,076.07	11.31	1,155.99	94.93	91.89

\*\*\* NOTE!! ONLY ACTIVE ACCOUNTS HAVE BEEN SELECTED, TOTALS MAY EXCLUDE AMOUNTS THAT ARE RELATED TO INACTIVE ACCOUNTS. \*\*\*



Date: 01/04/19  
 Time: 9:51 am

LEXINGTON LOCAL SCHOOLS  
 Revenue Account Summary  
 SORTED BY FUND-SCC/ACCT

Page: 3  
 (REVSUM)

	FYTD Receivable	FYTD Actual Receipts	MTD Actual Receipts	YTD Actual Receipts	FYTD Balance Receivable	FYTD Percent Received
*****TOTAL FOR FUND-SCC 019 9208 (RICHLAND CO FOUND-BUILD A COMM OF READERS):	0.00	0.00	0.00	10.32-	0.00	0.00
*****TOTAL FOR FUND-SCC 019 9209 (RICH CO FOUND-LEARN TO READ FOR A LIFETIME):	0.00	0.00	0.00	59.95-	0.00	0.00
*****TOTAL FOR FUND-SCC 019 9210 (RICH CO FOUND-MULTI-SENS APPROACH TO LEARNING):	0.00	0.00	0.00	0.46-	0.00	0.00
*****TOTAL FOR FUND-SCC 019 9211 (RICH CO FOUND-BEE AWARENESS):	0.00	0.00	0.00	17.58-	0.00	0.00
*****TOTAL FOR FUND-SCC 019 9212 (RICH CO FOUND-DONT LET THE PIGEON STOP TALK):	0.00	0.00	0.00	19.17-	0.00	0.00
*****TOTAL FOR FUND-SCC 019 9213 (RICH CO FOUND-BRAIN GAMES 5.0):	0.00	0.00	0.00	71.51-	0.00	0.00
*****TOTAL FOR FUND-SCC 019 9215 (RICH CO FOUND-SEE THE CIVILIZATION):	0.00	0.00	0.00	31.92-	0.00	0.00
*****TOTAL FOR FUND-SCC 019 9218 (RICH CO FOUND-WRITE STUFF STEAM KIT):	1,172.57	1,172.57	0.00	1,172.57	0.00	100.00
*****TOTAL FOR FUND-SCC 019 9301 (RICH CO FOUND/SECD ROBOTICS GRANT (HEIMANN)):	15,000.00	0.00	0.00	15,600.00	15,000.00	0.00
*****TOTAL FOR FUND-SCC 022 9601 (OHSAA TOURNAMENT AGENCY FUND):	76,290.00	14,336.34	44.00	69,688.65	61,953.66	18.79

\*\*\* NOTE!! ONLY ACTIVE ACCOUNTS HAVE BEEN SELECTED, TOTALS MAY EXCLUDE AMOUNTS THAT ARE RELATED TO INACTIVE ACCOUNTS. \*\*\*

	FYTD Receivable	FYTD Actual Receipts	MTD Actual Receipts	YTD Actual Receipts	FYTD Balance Receivable	FYTD Percent Received
*****TOTAL FOR FUND-SCC 024 0000 (EMPLOYEE BENEFITS FUND FOR MEDICAL/DENTAL):	4,921,275.00	2,175,857.59	2,470.86	4,763,650.50	2,745,417.41	44.21
*****TOTAL FOR FUND-SCC 200 9102 (HIGH SCHOOL DRAMA CLUB):	15,893.00	0.00	0.00	15,842.50	15,893.00	0.00
*****TOTAL FOR FUND-SCC 200 9104 (HIGH SCHOOL LEADERSHIP COUNCIL):	3,712.00	0.00	0.00	430.00	3,712.00	0.00
*****TOTAL FOR FUND-SCC 200 9105 (HIGH SCHOOL FRENCH CLUB):	184.00	0.00	0.00	0.00	184.00	0.00
*****TOTAL FOR FUND-SCC 200 9107 (HIGH SCHOOL SPANISH CLUB):	400.00	0.00	0.00	170.00	400.00	0.00
*****TOTAL FOR FUND-SCC 200 9108 (HIGH SCHOOL LED CLUB):	955.00	408.21	100.00	553.12	546.79	42.74
*****TOTAL FOR FUND-SCC 200 9114 (HIGH SCHOOL STUDENT COUNCIL FUND):	958.00	649.27	0.00	1,126.77	308.73	67.77
*****TOTAL FOR FUND-SCC 200 9115 (HIGH SCHOOL KEY CLUB):	436.00	250.00	0.00	286.00	186.00	57.34
*****TOTAL FOR FUND-SCC 200 9119 (HIGH SCHOOL YEARBOOK FUND):	13,323.00	11,210.00	0.00	15,995.00	2,113.00	84.14
*****TOTAL FOR FUND-SCC 200 9121 (HIGH SCHOOL NATIONAL HONOR SOCIETY):	1,590.00	2,056.00	0.00	2,256.00	466.00	129.31

\*\*\* NOTE!! ONLY ACTIVE ACCOUNTS HAVE BEEN SELECTED, TOTALS MAY EXCLUDE AMOUNTS THAT ARE RELATED TO INACTIVE ACCOUNTS. \*\*\*

LEXINGTON LOCAL SCHOOLS  
 Revenue Account Summary  
 SORTED BY FUND-SCC/ACCT

	FYTD Receivable	FYTD Actual Receipts	MTD Actual Receipts	YTD Actual Receipts	FYTD Balance Receivable	FYTD Percent Received
*****TOTAL FOR FUND-SCC 200 9201 (JUNIOR HIGH ART CLUB):	96.00	56.20	0.00	56.20	39.80	58.54
*****TOTAL FOR FUND-SCC 200 9204 (JUNIOR HIGH STUDENT COUNCIL FUND):	1,686.00	659.85	134.15	1,202.35	1,026.15	39.14
*****TOTAL FOR FUND-SCC 200 9301 (EASTERN ELEMENTARY STUDENT ACTIVITY FUND):	2,225.00	474.35	474.35	1,869.41	1,750.65	21.32
*****TOTAL FOR FUND-SCC 200 9302 (EASTERN ELEMENTARY ROBOTICS FUND):	0.00	435.00	0.00	435.00	435.00-	0.00
*****TOTAL FOR FUND-SCC 200 9611 (HIGH SCHOOL INFORMED TEENS FUND):	1,402.00	0.00	0.00	0.00	1,402.00	0.00
*****TOTAL FOR FUND-SCC 200 9612 (JUNIOR HIGH INFORMED TEENS FUND):	736.00	7.50	0.00	583.30	728.50	1.02
*****TOTAL FOR FUND-SCC 300 9115 (JAZZ BAND):	528.00	0.00	0.00	528.00	528.00	0.00
*****TOTAL FOR FUND-SCC 300 9116 (CHOIR):	200.00	0.00	0.00	0.00	200.00	0.00
*****TOTAL FOR FUND-SCC 300 9206 (JUNIOR HIGH PHYS ED DEPARTMENT FUND):	2,910.00	1,550.00	390.00	2,870.00	1,360.00	53.26
*****TOTAL FOR FUND-SCC 300 9600 (ATHLETIC FUND):	227,988.00	149,147.60	17,402.00	215,151.46	78,840.40	65.42

\*\*\* NOTE!! ONLY ACTIVE ACCOUNTS HAVE BEEN SELECTED, TOTALS MAY EXCLUDE AMOUNTS THAT ARE RELATED TO INACTIVE ACCOUNTS. \*\*\*

	FYTD Receivable	FYTD Actual Receipts	MTD Actual Receipts	YTD Actual Receipts	FYTD Balance Receivable	FYTD Percent Received
*****TOTAL FOR FUND-SCC 300 9601 (ATHLETIC CAPITAL FUND):	26,000.00	13,000.00	0.00	26,000.00	13,000.00	50.00
*****TOTAL FOR FUND-SCC 300 9603 (ELEMENTARY MUSIC):	276.00	0.00	0.00	276.00	276.00	0.00
*****TOTAL FOR FUND-SCC 451 9018 (Network Connectivity FY 2018):	0.00	0.00	0.00	4,500.00	0.00	0.00
*****TOTAL FOR FUND-SCC 451 9019 (Network Connectivity FY 2019):	9,000.00	4,500.00	0.00	4,500.00	4,500.00	50.00
*****TOTAL FOR FUND-SCC 499 9018 (SECONDARY TRANSITION ENHANCEMENT FUND):	1,171.00	1,171.00	0.00	1,171.00	0.00	100.00
*****TOTAL FOR FUND-SCC 499 9019 (SCHOOL SAFETY GRANT):	13,136.25	13,136.25	0.00	13,136.25	0.00	100.00
*****TOTAL FOR FUND-SCC 516 9018 (IDEA-B SPECIAL EDUCATION FY18):	85,890.06	86,225.54	0.00	354,417.84	335.48	100.39
*****TOTAL FOR FUND-SCC 516 9019 (IDEA-B SPECIAL EDUCATION FY19):	561,089.77	142,486.28	0.00	142,486.28	418,603.49	25.39
*****TOTAL FOR FUND-SCC 572 9018 (TITLE I FY18):	49,793.26	51,049.39	0.00	194,989.95	1,256.13	102.52
*****TOTAL FOR FUND-SCC 572 9019 (TITLE I FY19):	270,406.27	76,243.08	0.00	76,243.08	194,163.19	28.20

\*\*\* NOTE!! ONLY ACTIVE ACCOUNTS HAVE BEEN SELECTED, TOTALS MAY EXCLUDE AMOUNTS THAT ARE RELATED TO INACTIVE ACCOUNTS. \*\*\*

	FYTD Receivable	FYTD Actual Receipts	MTD Actual Receipts	YTD Actual Receipts	FYTD Balance Receivable	FYTD Percent Received
*****TOTAL FOR FUND-SCC 587 9018 (EARLY CHILDHOOD SPECIAL EDUCATION IDEA FY18):	515.19	515.19	0.00	5,415.43	0.00	100.00
*****TOTAL FOR FUND-SCC 587 9019 (EARLY CHILDHOOD SPECIAL EDUCATION IDEA FY19):	28,685.67	3,837.99	0.00	3,837.99	24,847.68	13.38
*****TOTAL FOR FUND-SCC 590 9018 (TITLE II-A IMPROVING TEACHER QUALITY FY18):	0.00	0.00	0.00	33,650.21	0.00	0.00
*****TOTAL FOR FUND-SCC 590 9019 (TITLE II-A IMPROVING TEACHER QUALITY FY19):	55,035.92	19,782.25	0.00	19,782.25	35,253.67	35.94
*****TOTAL FOR FUND-SCC 599 9018 (TITLE IV):	0.00	0.00	0.00	6,600.00	0.00	0.00
*****TOTAL FOR FUND-SCC 599 9019 (TITLE IV):	26,103.87	7,711.00	0.00	7,711.00	18,392.87	29.54
*****GRAND TOTALS:	32,440,027.83	15,043,869.20	1,090,879.77	32,107,645.85	17,396,158.63	46.37

\*\*\* NOTE!! ONLY ACTIVE ACCOUNTS HAVE BEEN SELECTED, TOTALS MAY EXCLUDE AMOUNTS THAT ARE RELATED TO INACTIVE ACCOUNTS. \*\*\*

LEXINGTON LOCAL SCHOOLS  
 Appropriation Account Summary  
 SORTED BY FUND-SCC/ACCT

FYTD Appropriated	Prior FY Carryover Encumbrances	FYTD Expendable	FYTD Actual Expenditures	MTD Actual Expenditures	Current + Future Encumbrances	FYTD Remaining Balance	FYTD Percent Exp/Enc
*****TOTAL FOR FUND-SCC 001 0000 (GENERAL FUND):							
25,276,089.00	46,429.80	25,322,518.80	12,116,021.61	1,734,766.24	1,578,755.26	11,627,741.93	54.08
*****TOTAL FOR FUND-SCC 003 0000 (PERMANENT IMPROVEMENT FUND):							
740,828.27	6,555.13	747,383.40	683,754.47	24,439.29	2,069.11	61,559.82	91.76
*****TOTAL FOR FUND-SCC 006 0000 (FOOD SERVICE FUND):							
760,280.38	366.83	760,647.21	350,798.56	49,677.41	118,229.36	291,619.29	61.66
*****TOTAL FOR FUND-SCC 007 9100 (LEXINGTON MINUTEMEN ACADEMIC SCHOLARSHIP FUND):							
8,000.00	500.00	8,500.00	0.00	0.00	5,000.00	3,500.00	58.82
*****TOTAL FOR FUND-SCC 007 9800 (TERRY McCAMMON SCHOLARSHIP FUND):							
500.00	0.00	500.00	0.00	0.00	0.00	500.00	0.00
*****TOTAL FOR FUND-SCC 018 9100 (HIGH SCHOOL PRINCIPAL'S FUND):							
12,052.00	0.00	12,052.00	2,484.97	1,462.98	8,355.30	1,211.73	89.95
*****TOTAL FOR FUND-SCC 018 9200 (JUNIOR HIGH PRINCIPAL'S FUND):							
4,340.00	2,380.00	6,720.00	2,890.00	35.00	3,295.09	534.91	92.04
*****TOTAL FOR FUND-SCC 018 9300 (EASTERN PRINCIPAL'S FUND):							
13,246.00	827.80	14,073.80	3,634.88	670.80	1,106.37	9,332.55	33.69
*****TOTAL FOR FUND-SCC 018 9301 (EASTERN ELEMENTARY BOOKFAIR/BOXTOPS FUND):							
6,931.00	0.00	6,931.00	3,525.93	0.00	4,352.04	946.97	113.66
*****TOTAL FOR FUND-SCC 018 9302 (EASTERN ELEMENTARY MATH):							
715.00	0.00	715.00	367.78	0.00	42.22	305.00	57.34

\*\*\* NOTE!! ONLY ACTIVE ACCOUNTS HAVE BEEN SELECTED, TOTALS MAY EXCLUDE AMOUNTS THAT ARE RELATED TO INACTIVE ACCOUNTS. \*\*\*

LEXINGTON LOCAL SCHOOLS  
 Appropriation Account Summary  
 SORTED BY FUND-SCC/ACCT

FYTD Appropriated	Prior FY Carryover Encumbrances	FYTD Expendable	FYTD Actual Expenditures	MTD Actual Expenditures	Current + Future Encumbrances	FYTD Remaining Balance	FYTD Percent Exp/Enc
*****TOTAL FOR FUND-SCC 018 9400 (CENTRAL PRINCIPAL'S FUND):							
5,121.00	437.96	5,558.96	800.93	450.98	2,616.00	2,142.03	61.47
*****TOTAL FOR FUND-SCC 018 9401 (CENTRAL ELEMENTARY BOOKFAIR FUND):							
5,937.00	0.00	5,937.00	1,447.45	0.00	2,651.55	1,838.00	69.04
*****TOTAL FOR FUND-SCC 018 9402 (CENTRAL ELEMENTARY ART):							
1,096.00	0.00	1,096.00	0.00	0.00	0.00	1,096.00	0.00
*****TOTAL FOR FUND-SCC 018 9500 (WESTERN PRINCIPAL'S FUND):							
5,039.00	473.51	5,512.51	1,963.48	0.00	562.50	2,986.53	45.82
*****TOTAL FOR FUND-SCC 018 9501 (WESTERN ELEMENTARY BOOKFAIR/BOXTOPS FUND):							
6,474.00	0.00	6,474.00	3,620.78	0.00	0.00	2,853.22	55.93
*****TOTAL FOR FUND-SCC 018 9503 (WESTERN ELEMENTARY ART):							
1,918.00	0.00	1,918.00	0.00	0.00	0.00	1,918.00	0.00
*****TOTAL FOR FUND-SCC 018 9901 (JUNIOR HIGH TEACHER ADVISORY FUND):							
109.25	0.00	109.25	0.00	0.00	0.00	109.25	0.00
*****TOTAL FOR FUND-SCC 019 9121 (CENTRAL ELEMENTARY PTO GRANTS):							
1,324.65	250.00	1,574.65	281.58	0.00	800.00	493.07	68.69
*****TOTAL FOR FUND-SCC 019 9122 (EASTERN ELEMENTARY PTO GRANTS):							
1,547.22	0.00	1,547.22	268.22	0.00	0.00	1,279.00	17.34
*****TOTAL FOR FUND-SCC 019 9123 (WESTERN ELEMENTARY PTO GRANTS):							
4,707.40	0.00	4,707.40	73.93	73.93	992.00	3,641.47	22.64

\*\*\* NOTE!! ONLY ACTIVE ACCOUNTS HAVE BEEN SELECTED, TOTALS MAY EXCLUDE AMOUNTS THAT ARE RELATED TO INACTIVE ACCOUNTS. \*\*\*

LEXINGTON LOCAL SCHOOLS  
 Appropriation Account Summary  
 SORTED BY FUND-SCC/ACCT

FYTD Appropriated	Prior FY Carryover Encumbrances	FYTD Expendable	FYTD Actual Expenditures	MTD Actual Expenditures	Current + Future Encumbrances	FYTD Remaining Balance	FYTD Percent Exp/Enc
*****TOTAL FOR FUND-SCC 019 9200 (RICHLAND COUNTY FOUNDATION GRANT PLAYGROUND):							
200.00	0.00	200.00	0.00	0.00	0.00	200.00	0.00
*****TOTAL FOR FUND-SCC 019 9218 (RICH CO FOUN-WRITE STUFF STEAM KIT):							
1,172.57	0.00	1,172.57	436.49	0.00	0.00	736.08	37.23
*****TOTAL FOR FUND-SCC 019 9301 (RICH CO FOUND/SECO ROBOTICS GRANT (HEIMANN)):							
15,600.00	0.00	15,600.00	0.00	0.00	600.00	15,000.00	3.85
*****TOTAL FOR FUND-SCC 022 9601 (OHSAA TOURNAMENT AGENCY FUND):							
74,027.00	246.56	74,273.56	23,238.54	6,204.00	52,883.13	1,848.11	102.49
*****TOTAL FOR FUND-SCC 024 0000 (EMPLOYEE BENEFITS FUND FOR MEDICAL/DENTAL):							
4,459,905.00	0.00	4,459,905.00	2,527,129.65	466,987.35	16,500.00	1,916,275.35	57.03
*****TOTAL FOR FUND-SCC 200 9101 (HIGH SCHOOL ART CLUB):							
93.76	0.00	93.76	0.00	0.00	0.00	93.76	0.00
*****TOTAL FOR FUND-SCC 200 9102 (HIGH SCHOOL DRAMA CLUB):							
15,416.00	5,110.00	20,526.00	4,844.78	400.00	3,205.00	12,476.22	39.22
*****TOTAL FOR FUND-SCC 200 9103 (HIGH SCHOOL MATH CLUB):							
52.70	0.00	52.70	0.00	0.00	0.00	52.70	0.00
*****TOTAL FOR FUND-SCC 200 9104 (HIGH SCHOOL LEADERSHIP COUNCIL):							
3,656.00	0.00	3,656.00	0.00	0.00	0.00	3,656.00	0.00
*****TOTAL FOR FUND-SCC 200 9105 (HIGH SCHOOL FRENCH CLUB):							
107.00	0.00	107.00	0.00	0.00	0.00	107.00	0.00

\*\*\* NOTE!! ONLY ACTIVE ACCOUNTS HAVE BEEN SELECTED, TOTALS MAY EXCLUDE AMOUNTS THAT ARE RELATED TO INACTIVE ACCOUNTS. \*\*\*



LEXINGTON LOCAL SCHOOLS  
 Appropriation Account Summary  
 SORTED BY FUND-SCC/ACCT

FYTD Appropriated	Prior FY Carryover Encumbrances	FYTD Expendable	FYTD Actual Expenditures	MTD Actual Expenditures	Current + Future Encumbrances	FYTD Remaining Balance	FYTD Percent Exp/Enc
*****TOTAL FOR FUND-SCC 200 9107 (HIGH SCHOOL SPANISH CLUB):							
483.00	0.00	483.00	20.00	0.00	0.00	463.00	4.14
*****TOTAL FOR FUND-SCC 200 9108 (HIGH SCHOOL LED CLUB):							
2,009.00	0.00	2,009.00	394.05	0.00	1,605.95	9.00	99.55
*****TOTAL FOR FUND-SCC 200 9114 (HIGH SCHOOL STUDENT COUNCIL FUND):							
2,276.86	0.00	2,276.86	234.83	0.00	2,265.17	223.14	109.80
*****TOTAL FOR FUND-SCC 200 9115 (HIGH SCHOOL KEY CLUB):							
1,232.00	117.79	1,349.79	841.97	841.97	169.03	338.79	74.90
*****TOTAL FOR FUND-SCC 200 9116 (HIGH SCHOOL CHESS CLUB):							
321.00	0.00	321.00	0.00	0.00	0.00	321.00	0.00
*****TOTAL FOR FUND-SCC 200 9119 (HIGH SCHOOL YEARBOOK FUND):							
18,982.00	9,136.66	28,118.66	19,980.78	0.00	4,128.14	4,009.74	85.74
*****TOTAL FOR FUND-SCC 200 9120 (HIGH SCHOOL JOURNALISM FUND):							
165.00	0.00	165.00	0.00	0.00	0.00	165.00	0.00
*****TOTAL FOR FUND-SCC 200 9121 (HIGH SCHOOL NATIONAL HONOR SOCIETY):							
2,000.00	0.00	2,000.00	1,907.99	1,006.00	83.01	9.00	99.55
*****TOTAL FOR FUND-SCC 200 9201 (JUNIOR HIGH ART CLUB):							
481.13	0.00	481.13	0.00	0.00	275.00	206.13	57.16
*****TOTAL FOR FUND-SCC 200 9204 (JUNIOR HIGH STUDENT COUNCIL FUND):							
1,128.00	0.00	1,128.00	251.75	0.00	368.25	508.00	54.96

\*\*\* NOTE!! ONLY ACTIVE ACCOUNTS HAVE BEEN SELECTED, TOTALS MAY EXCLUDE AMOUNTS THAT ARE RELATED TO INACTIVE ACCOUNTS. \*\*\*

LEXINGTON LOCAL SCHOOLS  
 Appropriation Account Summary  
 SORTED BY FUND-SCC/ACCT

FYTD Appropriated	Prior FY Carryover Encumbrances	FYTD Expendable	FYTD Actual Expenditures	MTD Actual Expenditures	Current + Future Encumbrances	FYTD Remaining Balance	FYTD Percent Exp/Enc
*****TOTAL FOR FUND-SCC 200 9205 (JUNIOR HIGH LIBRARY CLUB):							
77.65	0.00	77.65	0.00	0.00	0.00	77.65	0.00
*****TOTAL FOR FUND-SCC 200 9301 (EASTERN ELEMENTARY STUDENT ACTIVITY FUND):							
1,764.00	0.00	1,764.00	120.00	120.00	380.00	1,264.00	28.34
*****TOTAL FOR FUND-SCC 200 9611 (HIGH SCHOOL INFORMED TEENS FUND):							
1,454.00	0.00	1,454.00	0.00	0.00	0.00	1,454.00	0.00
*****TOTAL FOR FUND-SCC 200 9612 (JUNIOR HIGH INFORMED TEENS FUND):							
530.00	0.00	530.00	0.00	0.00	0.00	530.00	0.00
*****TOTAL FOR FUND-SCC 300 9115 (JAZZ BAND):							
649.00	0.00	649.00	0.00	0.00	0.00	649.00	0.00
*****TOTAL FOR FUND-SCC 300 9116 (CHOIR):							
1,302.20	0.00	1,302.20	0.00	0.00	100.00	1,202.20	7.68
*****TOTAL FOR FUND-SCC 300 9206 (JUNIOR HIGH PHYS ED DEPARTMENT FUND):							
2,453.00	0.00	2,453.00	1,512.97	538.08	770.03	170.00	93.07
*****TOTAL FOR FUND-SCC 300 9600 (ATHLETIC FUND):							
222,500.00	8,272.86	230,772.86	156,504.62	22,939.59	74,374.38	106.14	100.05
*****TOTAL FOR FUND-SCC 300 9602 (ORCHESTRA):							
63.22	0.00	63.22	0.00	0.00	0.00	63.22	0.00
*****TOTAL FOR FUND-SCC 300 9603 (ELEMENTARY MUSIC):							
1,552.00	0.00	1,552.00	179.84	0.00	0.00	1,372.16	11.59

\*\*\* NOTE!! ONLY ACTIVE ACCOUNTS HAVE BEEN SELECTED, TOTALS MAY EXCLUDE AMOUNTS THAT ARE RELATED TO INACTIVE ACCOUNTS. \*\*\*

LEXINGTON LOCAL SCHOOLS  
 Appropriation Account Summary  
 SORTED BY FUND-SCC/ACCT

FYTD Appropriated	Prior FY Carryover Encumbrances	FYTD Expendable	FYTD Actual Expenditures	MTD Actual Expenditures	Current + Future Encumbrances	FYTD Remaining Balance	FYTD Percent Exp/Enc
*****TOTAL FOR FUND-SCC 300 9605 (BAND):							
232.95	0.00	232.95	0.00	0.00	0.00	232.95	0.00
*****TOTAL FOR FUND-SCC 451 9019 (Network Connectivity FY 2019):							
9,000.00	0.00	9,000.00	0.00	0.00	9,000.00	0.00	100.00
*****TOTAL FOR FUND-SCC 499 9018 (SECONDARY TRANSITION ENHANCEMENT FUND):							
0.00	1,171.00	1,171.00	1,171.00	0.00	0.00	0.00	100.00
*****TOTAL FOR FUND-SCC 499 9019 (SCHOOL SAFETY GRANT):							
13,136.25	0.00	13,136.25	0.00	0.00	0.00	13,136.25	0.00
*****TOTAL FOR FUND-SCC 516 9018 (IDEA-B SPECIAL EDUCATION FY18):							
13,319.26	27,325.14	40,644.40	40,644.40	0.00	0.00	0.00	100.00
*****TOTAL FOR FUND-SCC 516 9019 (IDEA-B SPECIAL EDUCATION FY19):							
560,754.29	0.00	560,754.29	195,281.32	47,176.76	261,158.87	104,314.10	81.40
*****TOTAL FOR FUND-SCC 572 9018 (TITLE I FY18):							
34,567.08	378.00	34,945.08	34,945.08	0.00	0.00	0.00	100.00
*****TOTAL FOR FUND-SCC 572 9019 (TITLE I FY19):							
270,119.04	0.00	270,119.04	100,607.88	18,509.81	26,145.80	143,365.36	46.93
*****TOTAL FOR FUND-SCC 587 9018 (EARLY CHILDHOOD SPECIAL EDUCATION IDEA FY18):							
4,410.28-	4,410.28	0.00	0.00	0.00	0.00	0.00	0.00
*****TOTAL FOR FUND-SCC 587 9019 (EARLY CHILDHOOD SPECIAL EDUCATION IDEA FY19):							
28,685.67	0.00	28,685.67	5,517.62	1,634.87	13,149.47	10,018.58	65.07

\*\*\* NOTE!! ONLY ACTIVE ACCOUNTS HAVE BEEN SELECTED, TOTALS MAY EXCLUDE AMOUNTS THAT ARE RELATED TO INACTIVE ACCOUNTS. \*\*\*

LEXINGTON LOCAL SCHOOLS  
 Appropriation Account Summary  
 SORTED BY FUND-SCC/ACCT

FYTD Appropriated	Prior FY Carryover Encumbrances	FYTD Expendable	FYTD Actual Expenditures	MTD Actual Expenditures	Current + Future Encumbrances	FYTD Remaining Balance	FYTD Percent Exp/Enc
*****TOTAL FOR FUND-SCC 590 9019 (TITLE II-A IMPROVING TEACHER QUALITY FY19):							
55,035.92	0.00	55,035.92	27,924.61	5,691.26	0.00	27,111.31	50.74
=====							
*****TOTAL FOR FUND-SCC 599 9018 (TITLE IV):							
3,400.00-	3,400.00	0.00	0.00	0.00	0.00	0.00	0.00
=====							
*****TOTAL FOR FUND-SCC 599 9019 (TITLE IV):							
26,103.87	0.00	26,103.87	8,239.00	528.00	241.00	17,623.87	32.49
=====							
*****GRAND TOTALS:							
32,691,052.31	117,789.32	32,808,841.63	16,323,863.74	2,384,154.32	2,196,229.03	14,288,748.86	56.45
=====							

\*\*\* NOTE!! ONLY ACTIVE ACCOUNTS HAVE BEEN SELECTED, TOTALS MAY EXCLUDE AMOUNTS THAT ARE RELATED TO INACTIVE ACCOUNTS. \*\*\*