

LEXINGTON LOCAL SCHOOLS



FINANCIAL REPORT
FOR THE PERIOD ENDING
JUNE 30, 2018

PREPARED BY
JASON WHITESEL, TREASURER

DATE: 07/03/2018
TIME: 15:30

LEXINGTON LOCAL SCHOOLS
CASH RECONCILIATION AS OF 06/30/2018

PAGE: 1
(USAEMSED)

	SUB-TOTALS	TOTALS
	-----	-----
Gross Depository Balances:		
RICHLAND BANK MMA 5719	\$ 4,335,109.97	
RICHLAND BANK SWEEP ACCT 3520	272,065.41	
RICHLAND BANK GENERAL ACCT 0580	300,065.00	
RICHLAND BANK ANTHEM SWEEP 3523	1,511,703.50	
RICHLAND BANK EE BENEFITS 3180	0.00	
RICHLAND BANK PAYROLL ACCT 9780	9,996.31	
RICHLAND BANK ATHLETIC ACCT 3280	5,770.00	

Total Depository Balances (Gross)		\$ 6,434,710.19
Adjustments to Bank Balance:		
Cash in Transit to Bank	\$ 0.00	
Outstanding Checks	135,251.94-	
Adjustments	0.00	

Total Adjustments to Bank Balance		135,251.94-
Investments:		
Treasury Bonds and Notes	\$ 950,297.00	
Certificate of Deposits	4,130,000.00	
Other Securities	0.00	
Other Investments:		
Richland Bank - Money Market	35,290.61	

Total Investments		5,115,587.61
Cash on Hand:		
Petty Cash:		
TREASURER'S OFFICE	\$ 100.00	
Change Cash:		
Cash with Fiscal Agent	0.00	

Total Cash on Hand		100.00

Total Balances		\$ 11,415,145.86
		=====
Total Fund Balance		\$ 11,415,145.86
		=====
Depository Clearance Accounts:		

Total Clearance Account Balances		\$ 0.00



Treasurer

June 01, 2018 To June 30, 2018

Account Name : Lexington Local SD Managing Agency

Account No : 5750

Summary Of Investment Holdings

Quantity	Description		Unit Value	Market Value	Tax Cost	Estimated Ann Inc	Yield To Mkt
Money Markets - Taxable							
35,290.61	Northern Instl Government Select Portfolio		1.0000	35,290.61	35,290.61	536.42	1.52%
Totals				35,290.61	35,290.61	536.42	1.52%
Marketable CDs							
150,000	Comenity Capital Bank	1.150%	08/29/2018	99.8342	149,751.30	150,000.00	1,725.00 1.15%
200,000	Franklin Synergy Bank	1.100%	10/09/2018	99.8045	199,609.00	200,000.00	2,200.00 1.10%
200,000	Farm Bureau Bank NV	1.100%	12/17/2018	99.5409	199,081.80	200,000.00	2,200.00 1.11%
150,000	Ally Bank Midvale UT	1.450%	02/11/2019	99.6529	149,479.35	150,000.00	2,175.00 1.46%
125,000	First Foundation Bank	2.350%	06/28/2019	99.9696	124,962.00	125,000.00	2,937.50 2.35%
200,000	Capital One Bank USA NA	1.200%	08/12/2019	98.5110	197,022.00	200,000.00	2,400.00 1.22%
100,000	First Financial NW Inc WA	1.450%	08/19/2019	98.8872	98,887.20	100,000.00	1,450.00 1.47%
200,000	Abacus Federal Svgs Bk NY	1.250%	09/17/2019	98.5199	197,039.80	200,000.00	2,500.00 1.27%
30,000	First General Bank	2.200%	01/21/2020	99.3511	29,805.33	30,000.00	660.00 2.21%
200,000	Alma Bank NY	1.300%	06/10/2020	97.1798	194,359.60	200,000.00	2,600.00 1.34%
150,000	Community Fin'l Svcs Bk KY	1.500%	08/19/2020	97.2260	145,839.00	150,000.00	2,250.00 1.54%
200,000	Marlin Business Bank	1.850%	10/13/2020	97.7507	195,501.40	200,000.00	3,700.00 1.89%
175,000	Unison Bank	1.500%	11/25/2020	97.9688	171,445.40	175,000.00	2,625.00 1.53%
200,000	Goldman Sachs Bank USA	1.850%	02/17/2021	97.2738	194,547.60	200,000.00	3,700.00 1.90%
200,000	MB Financial Bank NA	1.400%	03/30/2021	95.2550	190,510.00	200,000.00	2,800.00 1.47%
100,000	BankVista Sartell MN	1.400%	04/06/2021	95.8654	95,865.40	100,000.00	1,400.00 1.46%
200,000	Bank of Santa Clarita CA	1.400%	04/15/2021	95.8174	191,634.80	200,000.00	2,800.00 1.46%
125,000	HSBC Bank USA NA	2.150%	07/26/2021	97.4976	121,872.00	125,000.00	2,687.50 2.21%
200,000	Stearns Bank NA	1.950%	09/29/2021	96.6575	193,315.00	200,000.00	3,900.00 2.02%
200,000	Bridgewater Bank Bloom MN	1.900%	02/28/2022	95.9009	191,801.80	200,000.00	3,800.00 1.98%
200,000	Continental Bank UT	1.900%	06/22/2022	95.4482	190,896.40	200,000.00	3,800.00 1.99%
200,000	American Expr Centurion	2.400%	09/12/2022	96.2598	192,519.60	200,000.00	4,800.00 2.49%
200,000	Discover Bank	2.250%	09/27/2022	96.3716	192,743.20	200,000.00	4,500.00 2.33%

June 01, 2018 To June 30, 2018

Account Name : Lexington Local SD Managing Agency

Account No : 5750

Summary Of Investment Holdings

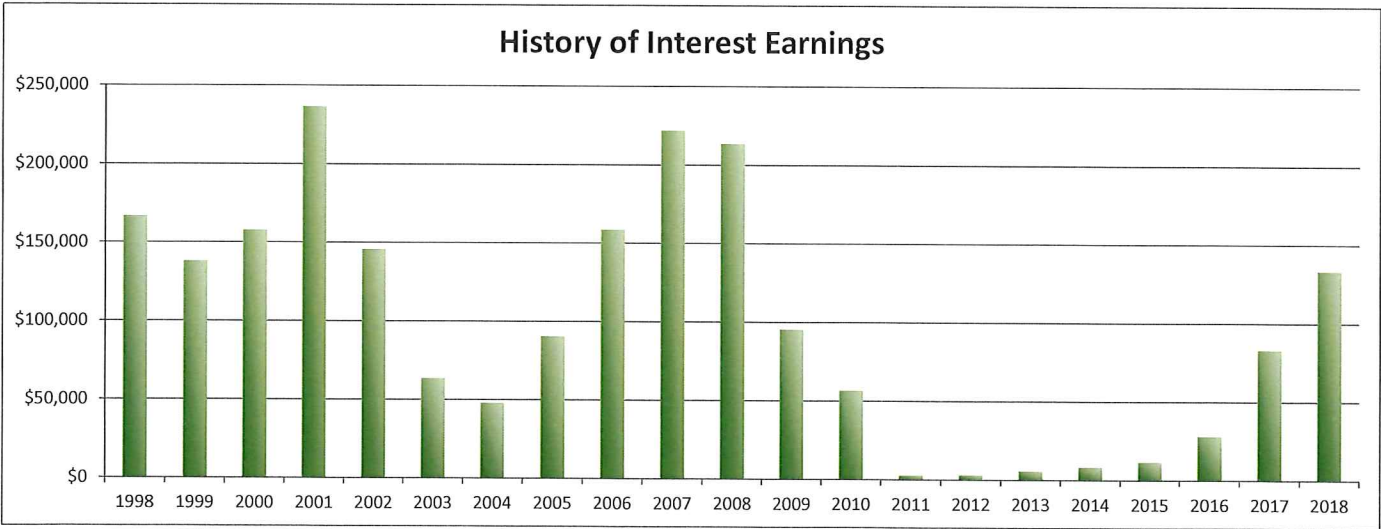
Quantity	Description			Unit Value	Market Value	Tax Cost	Estimated Ann Inc	Yield To Mkt
200,000	Sallie Mae Bank SLC UT	2.500%	12/13/2022	97.0810	194,162.00	200,000.00	5,000.00	2.58%
25,000	State Bank of India NY	3.000%	03/06/2023	98.9259	24,731.48	25,000.00	750.00	3.03%
<i>Totals</i>					4,027,382.46	4,130,000.00	69,360.00	1.72%
<u>U.S. Govt Agy - Exempt State</u>								
150,000	FHLB	1.000%	08/28/2018	99.8383	149,757.45	150,000.00	1,500.00	1.00%
<i>Totals</i>					149,757.45	150,000.00	1,500.00	1.00%
<u>U.S. Govt Agy - Non-Exempt State</u>								
300,000	FHLMC	1.350%	03/29/2019	99.3263	297,978.90	300,297.00	4,050.00	1.36%
200,000	FHLMC	1.300%	10/25/2019	98.3302	196,660.40	200,000.00	2,600.00	1.32%
300,000	FNMA	1.300%	07/28/2020	97.4351	292,305.30	300,000.00	3,900.00	1.33%
<i>Totals</i>					786,944.60	800,297.00	10,550.00	1.34%
<i>Grand Total</i>					4,999,375.12	5,115,587.61	81,946.42	1.64%

LEXINGTON LOCAL SCHOOLS
INVESTMENT REPORT FOR THE MONTH ENDING
JUNE 30, 2018

INTEREST EARNED:	THIS MONTH	FISCAL YEAR TO DATE
Richland Bank, General Sweep	\$975.11	\$15,202.32
Richland Bank, General MMA	\$5,882.05	\$43,875.24
Richland Bank, Anthem Sweep	\$1,792.54	\$12,365.92
Star Ohio	\$0.00	\$0.00
CDs, Bonds, and other investments	\$5,176.89	\$62,139.01
TOTAL INTEREST RECEIVED	\$13,826.59	\$133,582.49

History of Interest Earnings	Fiscal Year	Interest Earnings
	1998	\$ 167,057.52
	1999	\$ 138,113.69
	2000	\$ 157,991.72
	2001	\$ 236,839.79
	2002	\$ 146,052.34
	2003	\$ 63,712.36
	2004	\$ 47,970.95
	2005	\$ 90,719.94
	2006	\$ 158,724.51
	2007	\$ 221,998.86
	2008	\$ 213,660.34
	2009	\$ 95,639.63
	2010	\$ 56,860.22
	2011	\$ 3,001.78
	2012	\$ 3,090.00
	2013	\$ 5,758.97
	2014	\$ 8,349.92
	2015	\$ 11,765.22
	2016	\$ 28,300.22
	2017	\$ 83,194.26
FISCAL Year To Date	2018	\$133,582.49

Total Interest Earnings 1998 to Present \$ 2,072,384.73



Processing Month: June 2018

(FINSUM)

LEXINGTON LOCAL SCHOOLS

Fnd	Sec	Description	Beginning Balance	MTD Revenues	FYTD Revenues	MTD Expenditures	FYTD Expenditures	Current Available Balance
001	0000	GENERAL FUND	9,518,883.84	927,488.95	24,495,508.57	2,197,363.52	24,438,562.90	9,575,829.51
001	9412	GENERAL BUDGET RESERVE SE	87,928.97	.00	.00	.00	.00	87,928.97
002	0000	BOND RETIREMENT FUND	1,925.89	.00	.00	.00	.00	1,925.89
003	0000	PERMANENT IMPROVEMENT FUN	97,922.89	.00	702,630.92	23,482.00	755,802.41	44,751.40
006	0000	FOOD SERVICE FUND	12.48	136,980.64	758,799.58	56,440.97	750,963.85	4,848.21
007	9100	LEXINGTON MINUTEMEN ACADE	14,832.85	17.27	6,040.40	.00	6,658.72	14,214.53
007	9800	TERRY McCAMMON SCHOLARSHI	13,193.28	15.85	350.17	.00	500.00	13,043.45
018	9100	HIGH SCHOOL PRINCIPAL'S F	2,582.65	15.00	10,626.02	6,240.92	11,702.10	1,508.57
018	9200	JUNIOR HIGH PRINCIPAL'S F	1,836.16	.00	5,232.79	1,278.00	4,214.00	2,854.95
018	9300	EASTERN PRINCIPAL'S FUND	9,419.21	.00	9,609.19	169.42	12,859.81	6,168.59
018	9301	EASTERN ELEMENTARY BOOKFA	10,291.12	.00	6,539.40	.00	6,728.95	10,101.57
018	9302	EASTERN ELEMENTARY MATH	1,072.16	.00	1,226.00	.00	693.86	1,604.30
018	9400	CENTRAL PRINCIPAL'S FUND	7,558.44	173.60	5,785.91	1,637.98	4,971.98	8,372.37
018	9401	CENTRAL ELEMENTARY BOOKFA	3,701.28	5.00	4,548.08	.00	5,764.14	2,485.22
018	9402	CENTRAL ELEMENTARY ART	1,109.00	.00	1,415.00	1,064.00	1,064.00	1,460.00
018	9500	WESTERN PRINCIPAL'S FUND	12,077.85	.00	6,709.37	1,114.98	4,892.32	13,894.90
018	9501	WESTERN ELEMENTARY BOOKFA	2,986.55	45.00	5,976.11	.00	6,285.19	2,677.47
018	9503	WESTERN ELEMENTARY ART	839.42	.00	2,455.00	.00	1,862.00	1,432.42
018	9901	JUNIOR HIGH TEACHER ADVIS	109.25	.00	.00	.00	.00	109.25
019	9001	ACADEMIC BOOSTERS GRANTS	769.07	.00	.00	.00	.00	769.07
019	9121	CENTRAL ELEMENTARY PTO GR	811.03	18.39	1,171.14	992.00	1,578.52	403.65
019	9122	EASTERN ELEMENTARY PTO GR	2,355.89	18.41	1,171.13	.00	3,150.80	376.22
019	9123	WESTERN ELEMENTARY PTO GR	3,808.64	18.40	1,171.13	.00	1,443.37	3,536.40
019	9200	RICHLAND COUNTY FOUNDATIO	200.00	.00	.00	.00	.00	200.00
019	9208	RICHLAND CO FOUND-BUILD A	10.32	.00	10.32-	.00	.00	.00
019	9209	RICH CO FOUND-LEARN TO RE	59.95	.00	59.95-	.00	.00	.00
019	9210	RICH CO FOUND-MULTI-SENS	.46	.00	.46-	.00	.00	.00
019	9211	RICH CO FOUND-BEE AWARENE	17.58	.00	17.58-	.00	.00	.00
019	9212	RICH CO FOUND-DONT LET TH	19.17	.00	19.17-	.00	.00	.00
019	9213	RICH CO FOUND-BRAIN GAMES	.00	71.51-	1,428.49	150.00	1,428.49	.00
019	9214	RICH CO FOUND-TALKING SEN	.00	.00	1,269.63	.00	1,269.63	.00
019	9215	RICH CO FOUND-SEE THE CIV	.00	31.92-	85.63	.00	85.63	.00
019	9216	RICH CO FOUND-SCIENCE OLY	.00	.00	1,500.00	.00	1,500.00	.00
019	9217	RICH CO FOUND-KICK BACK W	.00	.00	902.25	.00	902.25	.00
019	9301	RICH CO FOUND/SECO ROBOTI	.00	100.00	15,600.00	15,000.00	15,000.00	600.00
019	9502	RICHLAND CO HMG SENSORY G	2,000.00	.00	.00	.00	2,000.00	.00
022	9601	OHSAA TOURNAMENT AGENCY F	2,257.26	2,864.90-	76,290.12	20,678.43	71,870.72	6,676.66
024	0000	EMPLOYEE BENEFITS FUND FO	920,435.01	432,266.31	4,921,274.82	445,302.27	4,330,006.33	1,511,703.50
200	9101	HIGH SCHOOL ART CLUB	93.76	.00	.00	.00	.00	93.76
200	9102	HIGH SCHOOL DRAMA CLUB	31,925.52	.00	15,892.50	408.50	16,715.27	31,102.75
200	9103	HIGH SCHOOL MATH CLUB	52.70	.00	.00	.00	.00	52.70
200	9104	HIGH SCHOOL LEADERSHIP CO	414.45	.00	3,712.00	.00	3,549.63	576.82
200	9105	HIGH SCHOOL FRENCH CLUB	177.37	.00	184.00	.00	104.00	257.37
200	9107	HIGH SCHOOL SPANISH CLUB	774.97	.00	400.00	.00	468.93	706.04
200	9108	HIGH SCHOOL LED CLUB	2,948.88	35.26	955.25	411.00	697.95	3,216.18
200	9114	HIGH SCHOOL STUDENT COUNC	2,876.98	.00	957.50	305.11	2,515.62	1,318.86

Processing Month: June 2018
 LEXINGTON LOCAL SCHOOLS

(FINSUM)

Fnd	Scc	Description	Beginning Balance	MTD Revenues	FYTD Revenues	MTD Expenditures	FYTD Expenditures	Current Available Balance
200	9115	HIGH SCHOOL KEY CLUB	1,767.62	.00	436.00	20.26	711.05	1,492.57
200	9116	HIGH SCHOOL CHESS CLUB	321.00	.00	.00	.00	.00	321.00
200	9119	HIGH SCHOOL YEARBOOK FUND	53,327.14	460.00	13,322.73	.00	14,138.14	52,511.73
200	9120	HIGH SCHOOL JOURNALISM FU	665.44	.00	.00	130.00	160.00	505.44
200	9121	HIGH SCHOOL NATIONAL HOND	641.21	200.00	1,590.00	100.00	1,378.98	852.23
200	9201	JUNIOR HIGH ART CLUB	389.63	.00	95.50	.00	.00	485.13
200	9204	JUNIOR HIGH STUDENT COUNC	296.50	.00	1,686.00	244.24	1,094.88	887.62
200	9205	JUNIOR HIGH LIBRARY CLUB	631.15	.00	553.50	.00	.00	77.65
200	9301	EASTERN ELEMENTARY STUDEN	670.03	.00	2,224.68	110.25	1,712.30	1,182.41
200	9611	HIGH SCHOOL INFORMED TEEN	913.63	.00	1,402.00	.00	1,412.00	903.63
200	9612	JUNIOR HIGH INFORMED TEEN	202.90	38.04	735.80	.00	514.30	424.40
300	9115	JAZZ BAND	2,327.81	.00	528.00	.00	630.00	2,225.81
300	9116	CHOIR	902.20	.00	200.00	.00	.00	1,102.20
300	9206	JUNIOR HIGH PHYS ED DEPAR	2,560.68	.00	2,910.00	43.88	2,380.73	3,089.95
300	9210	JR HIGH INSTRUMENTAL	41.03	.00	.00	.00	.00	41.03
300	9600	ATHLETIC FUND	22,543.12	5,638.00	227,987.88	3,324.38	223,972.43	26,558.57
300	9601	ATHLETIC CAPITAL FUND	.00	13,000.00	26,000.00	.00	.00	26,000.00
300	9602	ORCHESTRA	63.22	.00	.00	.00	.00	63.22
300	9603	ELEMENTARY MUSIC	1,362.38	.00	276.00	.00	50.97	1,587.41
300	9605	BAND	232.95	.00	.00	.00	.00	232.95
451	9018	Network Connectivity FY 2	.00	.00	9,000.00	.00	9,000.00	.00
516	9017	IDEA-B SPECIAL EDUCATION	41,548.28	.00	59,949.37	.00	18,401.09	.00
516	9018	IDEA-B SPECIAL EDUCATION	.00	27,297.00	393,366.90	47,560.42	438,948.04	45,581.14
572	9017	TITLE I FY17	88,024.70	.00	109,634.66	.00	21,609.96	.00
572	9018	TITLE I FY18	.00	25,983.79	248,191.97	24,584.01	264,296.28	16,104.31
587	9017	EARLY CHILDHOOD SPECIAL E	293.23	.00	293.23	.00	.00	.00
587	9018	EARLY CHILDHOOD SPECIAL E	.00	597.79	6,383.52	515.19	6,898.71	515.19
590	9018	TITLE II-A IMPROVING TEAC	.00	785.93	59,170.55	.00	59,170.55	.00
599	9018	TITLE IV	.00	.00	6,600.00	.00	6,600.00	.00
Grand Total All Funds			10,720,285.73	1,568,230.30	32,235,743.91	2,848,671.73	31,540,883.78	11,415,145.86
Total Invested Funds			.00					

DATE: 07/03/2018
TIME: 11:58:13OHIO DEPARTMENT OF EDUCATION - OFFICE OF SCHOOL MANAGEMENT ASSISTANCE
ANNUAL SPENDING PLAN (CURRENT OPERATION - GENERAL FUND ONLY - O.R.C. 5705.391)

PAGE: 1

SCHOOL DISTRICT: LEXINGTON LOCAL SCHOOLS

IRN # 049437

COUNTY: RICHLAND

FISCAL YEAR: 2018 MONTH: 06

	MONTHLY ESTIMATE	MONTHLY ACTUAL	MONTHLY DIFFERENCE	FISCAL YTD ESTIMATE	FISCAL YTD ACTUAL	FISCAL YTD DIFFERENCE
REVENUES						
01.010 General Property (Real Estate)	0	0	0	10,908,507	10,937,908	29,401
01.020 Tangible Personal Property Tax	0	0	0	532,865	534,547	1,682
01.030 Income Tax	0	0	0	0	0	0
01.035 Unrestricted Grants-in-Aid	830,000	823,309	6,691-	10,371,636	10,419,286	47,650
01.040 Restricted Grants-in-Aid	32,120	85,201	53,081	109,220	154,461	45,241
01.045 Restricted Grants-in-Aid - SFSF	0	0	0	0	0	0
01.050 Property Tax Allocation	850,442	0	850,442-	1,784,942	1,743,474	41,468-
01.060 All Other Operating Revenue	32,693	18,980	13,713-	597,221	590,979	6,242-
01.070 Total Revenue	1,745,255	927,490	817,765-	24,304,391	24,380,653	76,264
OTHER FINANCING SOURCES						
02.010 Proceeds from Sale of Notes	0	0	0	0	0	0
02.020 State Emergency Loans & Advancements (Approved)	0	0	0	0	0	0
02.040 Operating Transfers-In	0	0	0	0	0	0
02.050 Advances-In	0	0	0	0	0	0
02.060 All Other Financing Sources	0	0	0	115,000	114,856	144-
02.070 Total Other Financing Sources	0	0	0	115,000	114,856	144-
02.080 Total Revenues and Other Financing Sources	1,745,255	927,490	817,765-	24,419,391	24,495,511	76,120
EXPENDITURES						
03.010 Personal Services	1,127,803	1,133,891	6,088	12,849,803	12,816,747	33,056-
03.020 Employees' Retirement/Insurance Benefits	517,002	531,527	14,525	6,217,002	6,261,220	44,218
03.030 Purchased Services	381,908	385,124	3,216	4,198,908	4,098,593	100,315-
03.040 Supplies and Materials	32,824	33,143	319	715,824	733,714	17,890
03.050 Capital Outlay	3,000	7,572	4,572	119,868	115,060	4,808-
03.060 Intergovernmental	0	0	0	0	0	0
04.010 Debt Service: All Principal (Historical)	0	0	0	0	0	0
04.020 Debt Service: Principal - Notes	0	0	0	0	0	0
04.030 Debt Service: Principal - State Loans	0	0	0	0	0	0
04.040 Debt Service: Principal - State Advancements	0	0	0	0	0	0
04.050 Debt Service: Principal - HB 264 Loans	0	0	0	0	0	0
04.055 Debt Service: Principal - Other	0	0	0	0	0	0
04.060 Debt Service: Interest and Fiscal Charges	0	0	0	0	0	0
04.300 Other Objects	5,382	6,107	725	313,382	313,231	151-
04.500 Total Expenditures	2,067,919	2,097,364	29,445	24,414,787	24,338,565	76,222-
OTHER FINANCING USES						
05.010 Operating Transfers - Out	0	100,000	100,000	0	100,000	100,000
05.020 Advances - Out	0	0	0	0	0	0
05.030 All Other Financing Uses	0	0	0	0	0	0
05.040 Total Other Financing Uses	0	100,000	100,000	0	100,000	100,000
05.050 Total Expenditure and Other Financing Uses	2,067,919	2,197,364	129,445	24,414,787	24,438,565	23,778
06.010 Excess Rev & Oth Financing Sources over(under) Exp &	322,664-	1,269,874-	947,210-	4,604	56,946	52,342
07.010 Beginning Cash Balance	9,934,081	10,933,633	999,552	9,606,813	9,606,813	0
07.020 Ending Cash Balance	9,611,417	9,663,759	52,342	9,611,417	9,663,759	52,342
08.010 Outstanding Encumbrances	95,000	46,430	48,570-	95,000	46,430	48,570-

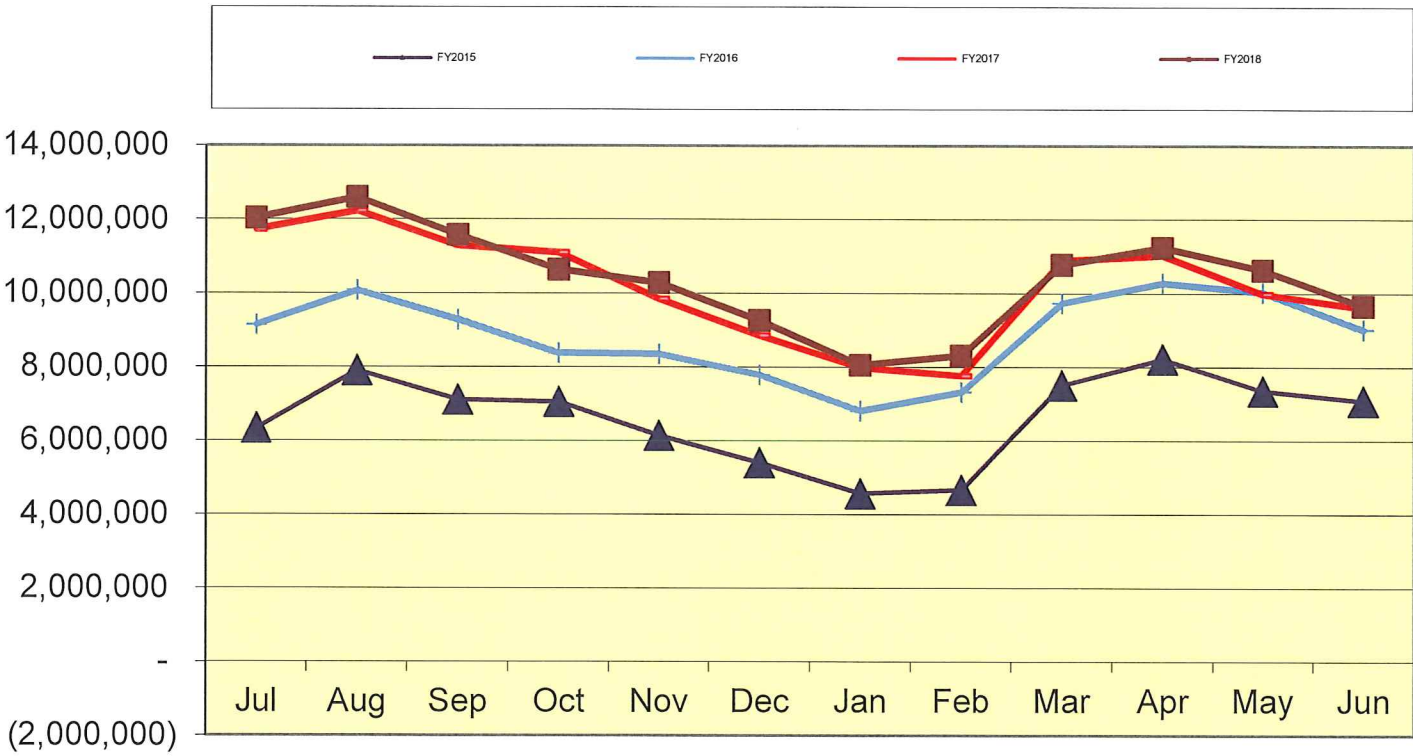
SCHOOL DISTRICT: LEXINGTON LOCAL SCHOOLS IRN # 049437 COUNTY: RICHLAND FISCAL YEAR: 2018 QUARTER: 4

	QUARTERLY ESTIMATE	QUARTERLY ACTUAL	QUARTERLY DIFFERENCE	FISCAL YTD ESTIMATE	FISCAL YTD ACTUAL	FISCAL YTD DIFFERENCE
REVENUES						
01.010 General Property (Real Estate)	1,474,564	1,521,623	47,059	10,908,507	10,937,908	29,401
01.020 Tangible Personal Property Tax	273,355	251,358	21,997-	532,865	534,547	1,682
01.030 Income Tax	0	0	0	0	0	0
01.035 Unrestricted Grants-in-Aid	2,490,000	2,489,164	836-	10,371,636	10,419,286	47,650
01.040 Restricted Grants-in-Aid	48,620	98,214	49,594	109,220	154,461	45,241
01.045 Restricted Grants-in-Aid - SFSF	0	0	0	0	0	0
01.050 Property Tax Allocation	850,442	866,160	15,718	1,784,942	1,743,474	41,468-
01.060 All Other Operating Revenue	130,221	122,703	7,518-	597,221	590,979	6,242-
01.070 Total Revenue	5,267,202	5,349,222	82,020	24,304,391	24,380,655	76,264
OTHER FINANCING SOURCES						
02.010 Proceeds from Sale of Notes	0	0	0	0	0	0
02.020 State Emergency Loans & Advancements (Approved)	0	0	0	0	0	0
02.040 Operating Transfers-In	0	0	0	0	0	0
02.050 Advances-In	0	0	0	0	0	0
02.060 All Other Financing Sources	2,500	0	2,500-	115,000	114,856	144-
02.070 Total Other Financing Sources	2,500	0	2,500-	115,000	114,856	144-
02.080 Total Revenues and Other Financing Sources	5,269,702	5,349,222	79,520	24,419,391	24,495,511	76,120
EXPENDITURES						
03.010 Personal Services	3,327,803	3,295,386	32,417-	12,849,803	12,816,747	33,056-
03.020 Employees' Retirement/Insurance Benefits	1,557,002	1,592,414	35,412	6,217,002	6,261,220	44,218
03.030 Purchased Services	1,211,908	1,151,693	60,215-	4,198,908	4,098,593	100,315-
03.040 Supplies and Materials	112,824	144,311	31,487	715,824	733,714	17,890
03.050 Capital Outlay	18,000	20,600	2,600	119,868	115,060	4,808-
03.060 Intergovernmental	0	0	0	0	0	0
04.010 Debt Service: All Principal (Historical)	0	0	0	0	0	0
04.020 Debt Service: Principal - Notes	0	0	0	0	0	0
04.030 Debt Service: Principal - State Loans	0	0	0	0	0	0
04.040 Debt Service: Principal - State Advancements	0	0	0	0	0	0
04.050 Debt Service: Principal - HB 264 Loans	0	0	0	0	0	0
04.055 Debt Service: Principal - Other	0	0	0	0	0	0
04.060 Debt Service: Interest and Fiscal Charges	0	0	0	0	0	0
04.300 Other Objects	142,382	165,591	23,209	313,382	313,231	151-
04.500 Total Expenditures	6,369,919	6,369,995	76	24,414,787	24,338,565	76,222-
OTHER FINANCING USES						
05.010 Operating Transfers - Out	0	100,000	100,000	0	100,000	100,000
05.020 Advances - Out	0	0	0	0	0	0
05.030 All Other Financing Uses	0	0	0	0	0	0
05.040 Total Other Financing Uses	0	100,000	100,000	0	100,000	100,000
05.050 Total Expenditure and Other Financing Uses	6,369,919	6,469,995	100,076	24,414,787	24,438,565	23,778
06.010 Excess Rev & Oth Financing Sources over(under) Exp &	1,100,217-	1,120,773-	20,556-	4,604	56,946	52,342
07.010 Beginning Cash Balance	10,711,634	10,784,532	72,898	9,606,813	9,606,813	0
07.020 Ending Cash Balance	9,611,417	9,663,759	52,342	9,611,417	9,663,759	52,342
08.010 Outstanding Encumbrances	95,000	46,430	48,570-	95,000	46,430	48,570-

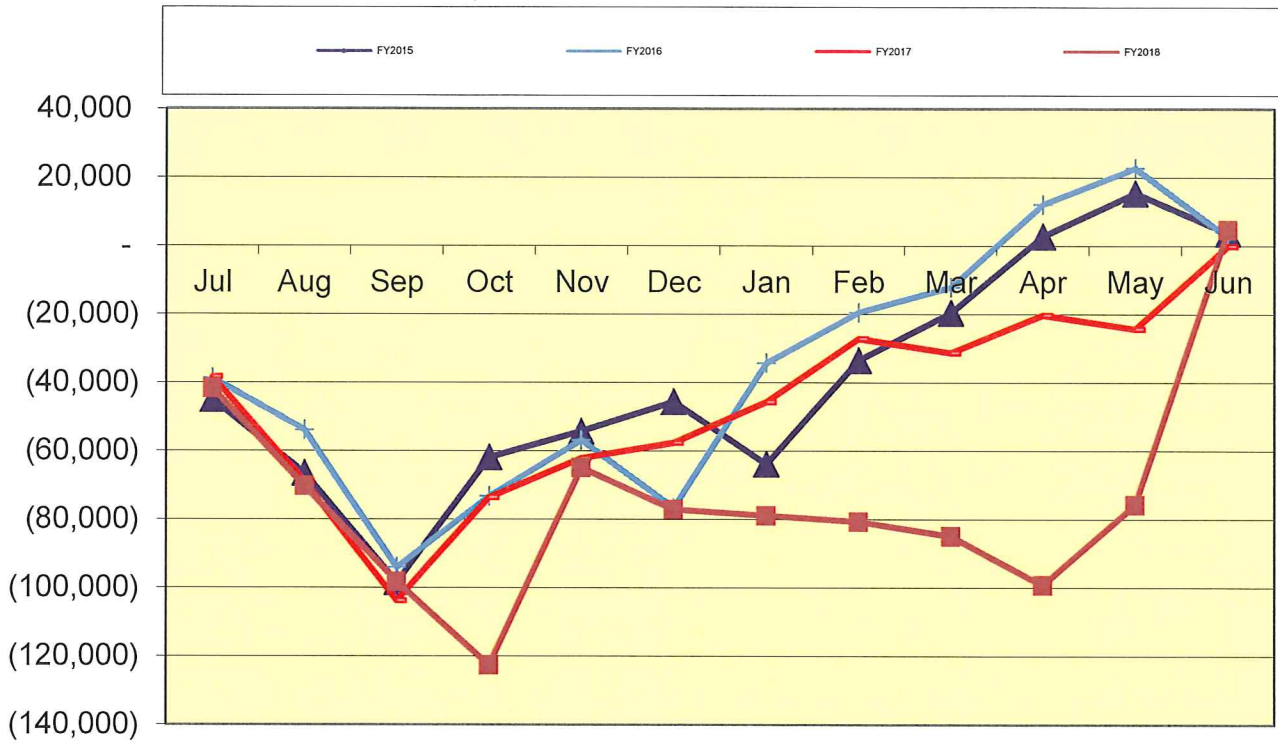
**LEXINGTON LOCAL SCHOOL DISTRICT
GENERAL FUND ONLY 2017-18
SUMMARY OF RECEIPTS AND EXPENDITURES - FIVE YEAR FORECAST FORMAT**

LINE 7.010	BEGINNING CASH BALANCE		\$ 9,606,813		
	6/30/2018	FISCAL YEAR TO DATE Estimate	FISCAL YEAR TO DATE Actual	VARIANCE Estimate vs. Actual	PERCENT of VARIANCE
REVENUES					
LINE 1.010	Real Estate Tax	\$ 10,908,507	\$ 10,937,908	\$29,401	0.27%
LINE 1.020	Personal Property Tax	\$ 532,865	\$ 534,547	\$1,682	0.32%
LINE 1.030	Income Tax	\$ -	\$ -	\$0	
LINE 1.035	State Funding	\$ 10,371,636	\$ 10,419,286	\$47,650	0.46%
LINE 1.040	Career Tech / Economic Disadv.	\$ 109,220	\$ 154,461	\$45,241	41.42%
LINE 1.050	Property Tax Allocation	\$ 1,784,942	\$ 1,743,474	(\$41,468)	-2.32%
LINE 1.060	Other Operating Revenue	\$ 597,221	\$ 590,979	(\$6,242)	-1.05%
LINE 1.070	TOTAL REVENUE	\$ 24,304,391	\$ 24,380,655	\$76,264	0.31%
LINE 2.01	Proceeds from Notes	\$ -	\$ -	\$0	
LINE 2.04	Transfers In	\$ -	\$ -	\$0	
LINE 2.050	Advances In	\$ -	\$ -	\$0	#DIV/0!
LINE 2.060	Other Financing Sources	\$ 115,000	\$ 114,856	(\$144)	-0.13%
LINE 2.070	TOTAL OTHER SOURCES	\$ 115,000	\$ 114,856	(\$144)	-0.13%
LINE 2.080	TOTAL REVENUES & Sources	\$ 24,419,391	\$ 24,495,511	\$76,120	0.31%
EXPENSES					
LINE 3.010	Salaries	\$ 12,849,803	\$ 12,816,747	\$33,056	0.26%
LINE 3.020	Retirement and Benefits	\$ 6,217,002	\$ 6,261,220	(\$44,218)	-0.71%
LINE 3.030	Purchased Services	\$ 4,198,908	\$ 4,098,593	\$100,315	2.39%
LINE 3.040	Supplies and Materials	\$ 715,824	\$ 733,714	(\$17,890)	-2.50%
LINE 3.050	Capital Outlay and Equipment	\$ 119,868	\$ 115,060	\$4,808	4.01%
LINE 3.06	INTERGOVERNMENTAL	\$ -	\$ -	\$0	
LINE 4.020	DEBT SERVICE - Notes	\$ -	\$ -	\$0	
LINE 4.060	DEBT SERVICE - Interest charges	\$ -	\$ -	\$0	
LINE 4.300	Other Objects	\$ 313,382	\$ 313,231	\$151	0.05%
LINE 4.500	TOTAL EXPENDITURES	\$ 24,414,787	\$ 24,338,565	\$76,222	0.31%
LINE 5.00	TRANSFERS OUT	\$ -	\$ 100,000	(\$100,000)	
LINE 5.02	ADVANCES OUT	\$ -	\$ -	\$0	
LINE 5.03	ALL OTHER USES	\$ -	\$ -	\$0	
LINE 5.040	TOTAL OTHER USES	\$ -	\$ 100,000	(\$100,000)	
LINE 5.050	TOTAL EXPENDITURES & USES	\$ 24,414,787	\$ 24,438,565	(\$23,778)	-0.10%
		Estimate	Actual	Variance	
LINE 6.010	REVENUES OVER EXPENSES	\$ 4,604	\$ 56,946	\$52,342	
LINE 7.020	ENDING CASH BALANCE	\$ 9,611,417	\$ 9,663,759	\$52,342	
	Less Reserves	\$ (87,929)	\$ (87,929)	\$ -	
LINE 8.010	Less Outstanding Encumbrances	\$ (95,000)	\$ (46,430)	\$ 48,570	-51.13%
LINE 15.010	Unreserved Fund Balance	\$ 9,428,488	\$ 9,529,400	\$100,912	1.07%
	Salaries/Benefits as % of Revenue	78.5%	78.3%	Benchmark Yr. End 80.1% or below	
	True Days Cash - Calendar Days on which can operate	141	142	90 or above optimal	

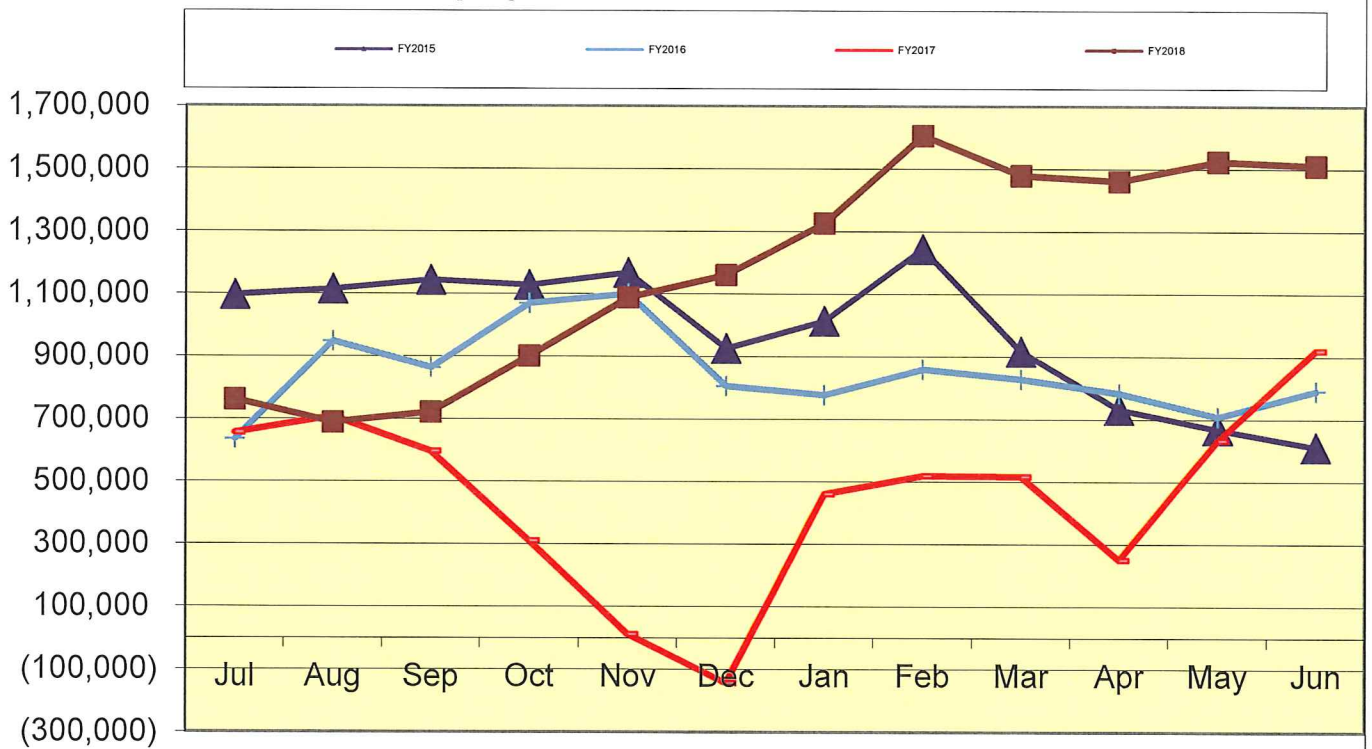
Lexington Local Schools General Fund Cash Balance



Lexington Local Schools Food Service Fund Cash Balance



Lexington Local Schools Employee Benefits Fund Cash Balance



Lexington Local Schools

Permanent Improvement Fund
6/30/2018

	Budgeted Amount	Actual Fiscal Year Expended	Current Encumbrances	Expenses / Encumbrances Over/Under Estimate	Remaining Estimated PI Project Costs
Instruction and Administration					
JH Science Lab	\$ 7,817.40	\$ 5,678.71	\$ -	\$2,138.69	\$0.00
Go Math (Western/Central/Eastern)	\$ 8,208.00	\$ 8,208.00	\$ -	\$0.00	\$0.00
JH PE Equipment	\$ 510.53	\$ 210.52	\$ -	\$300.01	\$0.00
Western Classroom Storage/Activity Table	\$ 1,198.55	\$ 1,046.93	\$ 82.00	\$69.62	\$0.00
Curriculum Cubicle Equipment	\$ 1,085.00	\$ 1,085.00	\$ -	\$0.00	\$0.00
Western Classroom Activity Table	\$ 965.77	\$ 865.01	\$ -	\$100.76	\$0.00
Central Storage Cabinet	\$ 1,238.86	\$ 1,238.86	\$ -	\$0.00	\$0.00
Central Playground Equipment	\$ 1,866.15	\$ 1,741.48	\$ -	\$124.67	\$0.00
Central Classroom Roller Map	\$ 170.42	\$ 170.42	\$ -	\$0.00	\$0.00
HS Graphing Calculators	\$ 3,532.30	\$ 3,149.70	\$ -	\$382.60	\$0.00
Central Grade 2 Smart Sets	\$ 2,294.00	\$ 2,142.00	\$ -	\$152.00	\$0.00
HS Psychology Textbooks	\$ 6,006.82	\$ 5,841.04	\$ -	\$165.78	\$0.00
HS Algebra II Textbooks w/Embedded ALEKS	\$ 26,442.49	\$ 25,729.56	\$ -	\$712.93	\$0.00
HS AP College Physics Textbooks	\$ 10,494.77	\$ 10,494.77	\$ -	\$0.00	\$0.00
HS Chemistry Textbooks	\$ 19,543.12	\$ 19,543.12	\$ -	\$0.00	\$0.00
HS Accounting Textbooks	\$ 7,412.50	\$ 7,412.50	\$ -	\$0.00	\$0.00
HS Biology Textbooks	\$ 2,920.48	\$ 2,920.50	\$ -	(\$0.02)	\$0.00
HS Business Textbooks	\$ 645.00	\$ 645.00	\$ -	\$0.00	\$0.00
HS American Government Textbooks	\$ 403.00	\$ 403.00	\$ -	\$0.00	\$0.00
Central Discovery Link Science	\$ 1,509.00	\$ -	\$ -	\$1,509.00	\$0.00
Literacy Footprints - 1st Grade Kit	\$ 3,937.50	\$ 3,937.50	\$ -	\$0.00	\$0.00
Literacy Footprints - 2nd Grade Kit Central	\$ 2,409.75	\$ 2,409.75	\$ -	\$0.00	\$0.00
Western Classroom Books - 100 Book Challenge	\$ 4,200.00	\$ 4,200.00	\$ -	\$0.00	\$0.00
Western Classroom Fiction Short Reads	\$ 2,375.00	\$ 2,588.75	\$ -	(\$213.75)	\$0.00
Central Classroom Fiction Short Reads	\$ 4,083.20	\$ 3,712.00	\$ -	\$371.20	\$0.00
Central Classroom Non-Fiction Short Reads	\$ 985.00	\$ 984.27	\$ -	\$0.73	\$0.00
Central Classroom Books	\$ 336.05	\$ 336.05	\$ -	\$0.00	\$0.00
Central Fraction/Decimal Teaching Kit	\$ 109.93	\$ 104.43	\$ -	\$5.50	\$0.00
Central Teacher Synergy Classroom Bundle Kits	\$ 231.50	\$ 229.09	\$ -	\$2.41	\$0.00
Central Classroom Guided Reading Books	\$ 4,059.35	\$ 3,531.56	\$ -	\$527.79	\$0.00
Central Comprehensive Series - 3.5-5.0	\$ 227.10	\$ 227.10	\$ -	\$0.00	\$0.00
Central Learn Our History Classroom Material	\$ 77.50	\$ 77.50	\$ -	\$0.00	\$0.00
Central Liberty Kids Complete Series: 4 DVD Set	\$ 11.99	\$ 12.97	\$ -	(\$0.98)	\$0.00
Central Music	\$ 1,558.12	\$ 1,439.92	\$ -	\$118.20	\$0.00
Central Rekenrek Counting Frame	\$ 495.00	\$ 448.00	\$ -	\$47.00	\$0.00
Central Blinds	\$ 375.00	\$ -	\$ -	\$375.00	\$0.00
Central Classroom Books	\$ 1,200.00	\$ 1,007.77	\$ -	\$192.23	\$0.00
Western Desk Work Station	\$ 141.79	\$ 140.28	\$ -	\$1.51	\$0.00
Western Classroom Equipment (Stability Ball/NeoRak Stool)	\$ 729.29	\$ 647.29	\$ -	\$82.00	\$0.00
Central/Eastern Classroom Fiction Short Reads	\$ 2,604.40	\$ 2,775.47	\$ 2.13	(\$173.20)	\$0.00
Eastern Classroom Chairs/Desks - New 4th Grade	\$ 2,972.10	\$ 2,972.10	\$ -	\$0.00	\$0.00
HS World History/Geography Texts	\$ 983.19	\$ -	\$ -	\$983.19	\$0.00
Central PA System	\$ 4,324.44	\$ 4,526.04	\$ -	(\$201.60)	\$0.00
Central Radios	\$ 1,294.30	\$ 1,294.30	\$ -	\$0.00	\$0.00
Eastern Robotics	\$ 15,000.00	\$ 15,000.00	\$ -	\$0.00	\$0.00
Maintenance					
HS Roof Project	\$ 183,000.00	\$ 181,650.00	\$ -	\$1,350.00	\$0.00
JH Chair Lift	\$ 36,000.00	\$ 35,000.00	\$ -	\$1,000.00	\$0.00
HS Security Update (Locks, Keys, Panic Devices)	\$ 3,445.00	\$ 3,610.00	\$ -	(\$165.00)	\$0.00
Central Roof Project	\$ 6,992.00	\$ 6,992.00	\$ -	\$0.00	\$0.00
JH Roof Project	\$ 6,553.00	\$ -	\$ 6,553.00	\$0.00	\$0.00
Transportation					
New buses	\$ 185,036.00	\$ 185,036.00	\$ -	\$0.00	\$0.00
Technology					
Computers, servers, tech equip., etc.	\$ 150,000.00	\$ 149,601.62	\$ -	\$398.38	\$0.00
Food Service					
PaySchools Quik Lunch Conversion	\$ 4,325.00	\$ 4,325.00	\$ -	\$0.00	\$0.00
Lunch Conversion Computer Equipment	\$ 5,799.98	\$ 5,799.98	\$ -	\$0.00	\$0.00
Eastern Cafeteria Tables	\$ 6,385.20	\$ 6,761.34	\$ -	(\$376.14)	\$0.00
Athletics and Student Activities					
HS Athletics Equipment	\$ 7,319.00	\$ 7,319.00	\$ -	\$0.00	\$0.00
HS Athletics Baseball Field Updates	\$ 5,600.00	\$ 5,600.00	\$ -	\$0.00	\$0.00
Fees					
Tax Collection Fees	\$ 14,500.00	\$ 12,979.21	\$ -	\$1,520.79	\$0.00
Totals					
	\$ 773,940.84	\$ 755,802.41	\$ 6,637.13	\$11,501.30	\$0.00
Total Budgeted	\$ 773,940.84				
Actual Cash Balance 7/1/17	\$ 97,922.89				
Revenues FY18 - Taxes from levy	\$ 702,630.92				
Expenditures FY18	(\$ 755,802.41)				
Current Cash Balance	\$44,751.40				
Current Encumbrances	(\$ 6,637.13)				
Available Balance	\$38,114.27				
Remaining Estimated Revenues FY18 - Taxes from levy	\$ -				
Less: Remaining Estimated PI Project Costs	\$0.00				
6/30/18 Carryover	\$ 38,114.27				

Lexington Local Schools

Food Service Fund 2017-18 vs. 2016-2017 vs. 2015-2016

							Beginning Balance 7/1/17	\$ 13
2017-2018 Through 6/30/18								
<i>Revenues</i>	District-Wide	High School	Junior High	Eastern	Central	Western	Total	
Student Type A, Ezipay, Misc	\$ -	\$ 90,320	\$ 38,487	\$ 44,624	\$ 35,344	\$ 31,063	\$ 239,838	
Student Break, Milk & A La Carte	\$ -	\$ 55,027	\$ 13,884	\$ 12,320	\$ 5,330	\$ 7,279	\$ 93,840	
Adult & Misc revenues	\$ 10,812	\$ 4,307	\$ 1,010	\$ 1,871	\$ 1,390	\$ 1,315	\$ 20,705	
State Reimb	\$ -	\$ 1,303	\$ 907	\$ 1,587	\$ 1,133	\$ 737	\$ 5,667	
Federal Reimb	\$ -	\$ 67,214	\$ 46,770	\$ 81,038	\$ 59,483	\$ 41,245	\$ 295,750	
Transfer In	\$ 100,000	\$ -	\$ -	\$ -	\$ -	\$ -	\$ 100,000	
Total Revenues	\$ 110,812	\$ 218,171	\$ 101,058	\$ 141,440	\$ 102,680	\$ 81,639	\$ 755,800	
<i>Expenses</i>								
Wages	\$ 47,674	\$ 118,732	\$ 53,577	\$ 37,780	\$ 34,583	\$ 34,689	\$ 327,035	
Severance	\$ -	\$ -	\$ -	\$ -	\$ -	\$ -	\$ -	
Retirement	\$ 11,467	\$ 21,951	\$ 8,598	\$ 7,723	\$ 7,496	\$ 6,113	\$ 63,348	
Medical	\$ 27,632	\$ 52,930	\$ 24,302	\$ 33,300	\$ 7,652	\$ -	\$ 145,816	
Life, Dent, MC, WC	\$ 1,600	\$ 4,293	\$ 2,459	\$ 1,652	\$ 1,233	\$ 678	\$ 11,915	
Purch Serv, Repairs, Phone, Post:	\$ 3,230	\$ 1,358	\$ 2,877	\$ 1,121	\$ 923	\$ 493	\$ 10,002	
Supplies	\$ 3,588	\$ -	\$ -	\$ -	\$ -	\$ -	\$ 3,588	
Food Costs	\$ -	\$ 74,933	\$ 31,147	\$ 53,223	\$ 15,579	\$ 14,379	\$ 189,261	
Equipment	\$ -	\$ -	\$ -	\$ -	\$ -	\$ -	\$ -	
Other Costs	\$ -	\$ -	\$ -	\$ -	\$ -	\$ -	\$ -	
Total Expenses	\$ 95,191	\$ 274,197	\$ 122,960	\$ 134,799	\$ 67,466	\$ 56,352	\$ 750,965	
Net Gain (Loss)	\$ 15,621	\$ (56,026)	\$ (21,902)	\$ 6,641	\$ 35,214	\$ 25,287	\$ 4,835	
							Ending Cash Balance 6/30/18	\$ 4,848

							Beginning Balance 7/1/16	\$ 2,553
2016-2017 Through 6/30/17								
<i>Revenues</i>	District-Wide	High School	Junior High	Eastern	Central	Western	Total	
Student Type A, Ezipay, Misc	\$ -	\$ 94,937	\$ 43,011	\$ 43,015	\$ 36,052	\$ 32,348	\$ 249,363	
Student Break, Milk & A La Carte	\$ -	\$ 63,008	\$ 17,711	\$ 10,849	\$ 5,774	\$ 5,901	\$ 103,243	
Adult & Misc revenues	\$ 21,162	\$ 7,300	\$ 1,342	\$ 2,102	\$ 2,188	\$ 1,113	\$ 35,207	
State Reimb	\$ -	\$ 1,309	\$ 968	\$ 1,480	\$ 1,138	\$ 797	\$ 5,692	
Federal Reimb	\$ -	\$ 71,607	\$ 55,462	\$ 82,391	\$ 63,194	\$ 46,818	\$ 319,472	
Transfer In	\$ 35,000	\$ -	\$ -	\$ -	\$ -	\$ -	\$ 35,000	
Total Revenues	\$ 56,162	\$ 238,161	\$ 118,494	\$ 139,837	\$ 108,346	\$ 86,977	\$ 747,977	
<i>Expenses</i>								
Wages	\$ 46,816	\$ 119,687	\$ 52,592	\$ 36,986	\$ 36,401	\$ 33,034	\$ 325,516	
Severance	\$ -	\$ -	\$ -	\$ -	\$ -	\$ -	\$ -	
Retirement	\$ 11,246	\$ 23,405	\$ 8,441	\$ 9,016	\$ 6,447	\$ 5,211	\$ 63,766	
Medical	\$ 24,941	\$ 45,085	\$ 26,617	\$ 30,057	\$ 3,679	\$ -	\$ 130,379	
Life, Dent, MC, WC	\$ 1,450	\$ 3,794	\$ 2,260	\$ 1,542	\$ 932	\$ 578	\$ 10,556	
Purch Serv, Repairs, Phone, Post:	\$ 3,123	\$ 7,179	\$ 3,083	\$ 538	\$ 812	\$ 538	\$ 15,273	
Supplies	\$ 5,067	\$ -	\$ -	\$ -	\$ -	\$ -	\$ 5,067	
Food Costs	\$ -	\$ 81,906	\$ 32,672	\$ 53,247	\$ 16,900	\$ 15,235	\$ 199,960	
Equipment	\$ -	\$ -	\$ -	\$ -	\$ -	\$ -	\$ -	
Other Costs	\$ -	\$ -	\$ -	\$ -	\$ -	\$ -	\$ -	
Total Expenses	\$ 92,643	\$ 281,056	\$ 125,665	\$ 131,386	\$ 65,171	\$ 54,596	\$ 750,517	
Net Gain (Loss)	\$ (36,481)	\$ (42,895)	\$ (7,171)	\$ 8,451	\$ 43,175	\$ 32,381	\$ (2,540)	
							Ending Cash Balance 6/30/17	\$ 13

							Beginning Balance 7/1/15	\$ 3,707
2015-2016 Through 6/30/16								
<i>Revenues</i>	District-Wide	High School	Junior High	Eastern	Central	Western	Total	
Student Type A, Ezipay, Misc	\$ -	\$ 113,257	\$ 44,017	\$ 43,353	\$ 34,512	\$ 32,805	\$ 267,944	
Student Break, Milk & A La Carte	\$ -	\$ 72,443	\$ 18,007	\$ 11,057	\$ 7,267	\$ 6,934	\$ 115,708	
Adult & Misc revenues	\$ 8,066	\$ 7,857	\$ 1,509	\$ 2,653	\$ 1,967	\$ 1,118	\$ 23,170	
State Reimb	\$ -	\$ 1,182	\$ 1,000	\$ 1,182	\$ 1,063	\$ 1,000	\$ 5,427	
Federal Reimb	\$ -	\$ 80,107	\$ 49,670	\$ 70,344	\$ 70,435	\$ 49,020	\$ 319,576	
Total Revenues	\$ 8,066	\$ 274,846	\$ 114,203	\$ 128,589	\$ 115,244	\$ 90,877	\$ 731,825	
<i>Expenses</i>								
Wages	\$ 45,332	\$ 103,701	\$ 59,871	\$ 49,295	\$ 33,031	\$ 33,237	\$ 324,467	
Severance	\$ -	\$ -	\$ -	\$ -	\$ -	\$ -	\$ -	
Retirement	\$ 10,892	\$ 21,244	\$ 9,512	\$ 9,144	\$ 7,046	\$ 6,873	\$ 64,711	
Medical	\$ 20,724	\$ 37,462	\$ 26,551	\$ 24,975	\$ -	\$ -	\$ 109,712	
Life, Dent, MC, WC	\$ 1,403	\$ 3,524	\$ 2,336	\$ 1,622	\$ 678	\$ 609	\$ 10,172	
Purch Serv, Repairs, Phone, Post:	\$ 3,411	\$ 1,403	\$ 1,016	\$ 984	\$ 588	\$ 588	\$ 7,990	
Supplies	\$ 3,408	\$ -	\$ -	\$ -	\$ -	\$ -	\$ 3,408	
Food Costs	\$ -	\$ 93,108	\$ 34,389	\$ 52,490	\$ 17,520	\$ 14,577	\$ 212,084	
Equipment	\$ -	\$ 434	\$ -	\$ -	\$ -	\$ -	\$ 434	
Other Costs	\$ -	\$ -	\$ -	\$ -	\$ -	\$ -	\$ -	
Total Expenses	\$ 85,170	\$ 260,876	\$ 133,675	\$ 138,510	\$ 58,863	\$ 55,884	\$ 732,978	
Net Gain (Loss)	\$ (77,104)	\$ 13,970	\$ (19,472)	\$ (9,921)	\$ 56,381	\$ 34,993	\$ (1,153)	
							Ending Cash Balance 6/30/16	\$ 2,554

Check#	Check Date	Org Sta	Vendor Paid	Check Amount	Status Date
082556	06/04/2018	B/R	PFIEFFER, ANGELA	100.00	06/11/2018
082557	06/04/2018	B/R	RICHLAND COUNTY FOUNDATION	71.51	06/20/2018
082558	06/04/2018	B/R	RICHLAND COUNTY FOUNDATION	31.92	06/20/2018
082559	06/05/2018	W/R	ACE HARDWARE	61.77	06/12/2018
082560	06/05/2018	W/R	ADVANCED TURF SOLUTIONS	1,622.00	06/12/2018
082561	06/05/2018	W/R	HAYER, ALLISON	20.26	06/12/2018
082562	06/05/2018	W/R	MURFIELD, AMBER	46.72	06/12/2018
082563	06/05/2018	W/R	AMERICAN ELECTRIC POWER	31,097.23	06/18/2018
082564	06/05/2018	W/R	JAVUREK, AUSTIN	106.82	06/18/2018
082565	06/05/2018	W/R	AWARDSMITH	66.25	06/18/2018
082566	06/05/2018	W/R	CAIN GRAPHICS AND SCREEN PRINT	408.50	06/12/2018
082567	06/05/2018	W/R	CDW-G	85.65	06/11/2018
082568	06/05/2018	W/R	CenturyLink	791.34	06/14/2018
082569	06/05/2018	W/R	CHARLES RITTER CO.	311.49	06/12/2018
082570	06/05/2018	W/R	CHILDREN'S THEATRE FOUNDATION	384.00	06/12/2018
082571	06/05/2018	W/R	CLEARWATER SYSTEMS	89.70	06/12/2018
082572	06/05/2018	W/R	COSI	992.00	06/14/2018
082573	06/05/2018	W/R	CULLIGAN QUALITY WATER	37.00	06/12/2018
082574	06/05/2018	W/R	BAKER, DARLA M	15.00	06/15/2018
082575	06/05/2018	W/R	MARIKIS, DENNIS	9,100.00	06/19/2018
082576	06/05/2018	W/R	EDGE DOCUMENT SOLUTIONS, LLC	364.80	06/12/2018
082577	06/05/2018	W/R	SPELLING OUT DYSLEXIA	350.00	06/12/2018
082578	06/05/2018	W/R	DOLES, EMILY	15.00	06/25/2018
082579	06/05/2018	W/W	MOORE, ERICA	150.00	
082580	06/05/2018	W/R	EZE RENTAL CENTER	150.00	06/13/2018
082581	06/05/2018	W/R	FINISHTIMING	1,996.20	06/19/2018
082582	06/05/2018	W/R	FLUENCY MATTERS	758.00	06/20/2018
082583	06/05/2018	W/R	FURBAY/MANSFIELD ELECTRIC	69.60	06/11/2018
082584	06/05/2018	W/R	GIONINO'S PIZZERIA	60.00	06/15/2018
082585	06/05/2018	W/R	NOLAND, HEATHER	25.00	06/28/2018
082586	06/05/2018	W/R	HOME DEPOT	47.94	06/12/2018
082587	06/05/2018	W/R	IST OHIO, INC	30,000.00	06/12/2018
082588	06/05/2018	W/R	J & B ACCOUSTICAL	2,615.00	06/11/2018
082589	06/05/2018	W/R	HAYES, JAMES	582.21	06/13/2018
082590	06/05/2018	W/R	ROBERTS, JOE	58.55	06/08/2018
082591	06/05/2018	W/R	KAHL'S TELECOMMUNICATIONS	21.88	06/11/2018
082592	06/05/2018	W/W	GUY, KATHERINE	110.25	
082593	06/05/2018	W/R	WEIDIG, KATHY	104.54	06/15/2018
082594	06/05/2018	W/W	LEUKEMIA & LYMPHOMA SOCIETY	135.50	
082595	06/05/2018	W/R	MOWRY, LEVI B.	43.92	06/12/2018
082596	06/05/2018	W/R	LEX LANES	198.00	06/20/2018
082597	06/05/2018	W/R	LEXINGTON LOCAL SCHOOLS	1,320.86	06/15/2018
082598	06/05/2018	W/R	MALABAR FARM STATE PARK	498.00	06/19/2018
082599	06/05/2018	W/R	MANSFIELD ART CENTER	978.00	06/15/2018
082600	06/05/2018	W/W	MARION HARDING HIGH SCHOOL	200.00	
082601	06/05/2018	W/R	GILBERT, MICHELLE (R)	15.00	06/12/2018
082602	06/05/2018	W/R	MID-OHIO ED. SERVICE CENTER	342.50	06/11/2018
082603	06/05/2018	W/R	MINUTEMAN PRESS	214.00	06/11/2018
082604	06/05/2018	W/R	MVD SPORTS	2,549.70	06/12/2018
082605	06/05/2018	W/R	NORTH CENTRAL OHIO ESC	588.00	06/12/2018
082606	06/05/2018	W/W	NOVA LUNA EDUC & CONSULTING	972.00	
082607	06/05/2018	W/R	NWDAB	1,856.00	06/25/2018

Check#	Check Date	Org Sta	Vendor Paid	Check Amount	Status Date
082608	06/05/2018	W/R	OAASFEP	475.00	06/14/2018
082609	06/05/2018	W/R	OASBO	714.00	06/12/2018
082610	06/05/2018	W/R	SMITH, PAULA	15.00	06/12/2018
082611	06/05/2018	W/R	RAPIDRIBBONS	292.56	06/12/2018
082612	06/05/2018	W/R	RC THERAPY SERVICES, INC.	9,090.75	06/12/2018
082613	06/05/2018	W/R	RICHLAND NEWHOPE CENTER	1,711.75	06/13/2018
082614	06/05/2018	W/R	BOGGS, ROBIN	142.49	06/12/2018
082615	06/05/2018	W/R	FAILOR, RYAN	100.00	06/14/2018
082616	06/05/2018	W/R	S & S COACH CO.	900.00	06/13/2018
082617	06/05/2018	W/R	GIEFER, SALLY	225.00	06/19/2018
082618	06/05/2018	W/R	SAM'S CLUB	355.26	06/13/2018
082619	06/05/2018	W/R	SCHMIDT SECURITY	1,005.00	06/12/2018
082620	06/05/2018	W/R	SHERWIN-WILLIAMS	55.32	06/13/2018
082621	06/05/2018	W/R	DAVIS, STACY	420.02	06/13/2018
082622	06/05/2018	W/R	STAPLES	63.11	06/12/2018
082623	06/05/2018	W/R	STOODTS MARKET	197.60	06/11/2018
082624	06/05/2018	W/R	TEAM IP	5,369.00	06/12/2018
082625	06/05/2018	W/R	VOLZ, TRICIA	226.79	06/12/2018
082626	06/05/2018	W/R	VERIZON WIRELESS	722.20	06/12/2018
082627	06/05/2018	W/R	VILLAGE OF LEXINGTON	6,359.80	06/12/2018
082628	06/05/2018	W/R	WATER FOR SOUTH SUDAN	277.00	06/14/2018
082629	06/05/2018	W/R	WOLFF BROS. SUPPLY, INC.	269.79	06/12/2018
082630	06/08/2018	B/B	FRYE, KAREN	27.70	
082631	06/08/2018	B/B	BLANKENSHIP, HEATHER	12.00	
082632	06/08/2018	B/R	KYSER, MICHELLE	12.00	06/18/2018
082633	06/08/2018	B/R	ROCKS, GRETCHEN	20.00	06/19/2018
082634	06/08/2018	B/R	SAVAGE, AMY	12.00	06/14/2018
082635	06/08/2018	B/R	WHITAKER, KARIE	12.00	06/20/2018
082636	06/11/2018	B/R	CLINGAN, THERESA	22.25	06/25/2018
082637	06/11/2018	W/R	KEDING, ALEXANDER	140.63	06/20/2018
082638	06/11/2018	W/R	NICKLES BAKERY	660.98	06/18/2018
082639	06/11/2018	W/V	AMAZON.COM/ AMEX	1,215.68	06/11/2018
082640	06/11/2018	W/R	CHARLES RITTER CO.	59.14	06/14/2018
082641	06/11/2018	W/R	MARTIN, CHRISTINA D	218.75	06/18/2018
082642	06/11/2018	W/W	COWLES, CINDY	1,202.04	
082643	06/11/2018	W/R	CLEARWATER SYSTEMS	29.90	06/15/2018
082644	06/11/2018	W/R	COLLEGE BOARD - MRO	6,023.00	06/20/2018
082645	06/11/2018	W/R	WISENBARGER, DEBRA	48.51	06/25/2018
082646	06/11/2018	W/R	SABO, DENNIS M	110.00	06/19/2018
082647	06/11/2018	W/R	EIFRID, DIANE	225.00	06/18/2018
082648	06/11/2018	W/R	EDGENUITY INC	300.00	06/18/2018
082649	06/11/2018	W/R	BROWNELL, EDWINA	256.17	06/19/2018
082650	06/11/2018	W/R	FORGET-ME-NOT FLOWER SHOP, INC.	472.00	06/14/2018
082651	06/11/2018	W/R	AVITA HEALTH SYSTEM	1,815.00	06/15/2018
082652	06/11/2018	W/R	FEUCHT, STEVEN G	100.00	06/28/2018
082653	06/11/2018	W/R	HEALTHCARE BILLING SERVICES	344.60	06/19/2018
082654	06/11/2018	W/R	RICE, HOLLY	15.00	06/27/2018
082655	06/11/2018	W/V	ITsavvy	2,925.12	06/11/2018
082656	06/11/2018	W/R	MOTTON, JAANA	100.00	06/19/2018
082657	06/11/2018	W/R	HARRIS, JOHN- NON 1099	80.25	06/22/2018
082658	06/11/2018	W/R	McPEEK, KRISTEN	43.68	06/18/2018
082659	06/11/2018	W/R	KROGER COMPANY	112.98	06/15/2018

Check#	Check Date	Org Sta	Vendor Paid	Check Amount	Status Date
082660	06/11/2018	W/V	LEXINGTON ACADEMIC BOOSTERS	768.00	06/11/2018
082661	06/11/2018	W/R	LEXINGTON LOCAL SCHOOLS	976.75	06/15/2018
082662	06/11/2018	W/R	MANSFIELD AUTO PARTS	455.32	06/18/2018
082663	06/11/2018	W/R	KATHREIN, MICHAEL	6.94	06/19/2018
082664	06/11/2018	W/R	MID-OHIO ED. SERVICE CENTER	132.00	06/15/2018
082665	06/11/2018	W/W	OHIO HIGH SCHOOL ATH. ASSOC.	3,673.28	
082666	06/11/2018	W/R	PIRATE SCREEN PRINTING	642.00	06/15/2018
082667	06/11/2018	W/W	RIGGLEMAN, RYAN	234.38	
082668	06/11/2018	W/R	POPP, STANLEY W.	125.00	06/18/2018
082669	06/11/2018	W/R	STOODTS MARKET	48.29	06/15/2018
082670	06/11/2018	W/R	McBRIDE, SUSAN	225.00	06/27/2018
082671	06/11/2018	W/R	TEAM SPORTS, INC	130.00	06/19/2018
082672	06/11/2018	W/R	THE HONORS PROGRAM	100.00	06/20/2018
082673	06/11/2018	W/R	SCHEID, TIM	15.00	06/19/2018
082674	06/11/2018	W/R	TRANSPORTATION ACCESSORIES CO.	320.12	06/15/2018
082675	06/11/2018	W/R	TRUCK SALES & SERVICE, INC.	5,223.54	06/19/2018
082676	06/11/2018	W/R	STIMA, VICKIE	83.48	06/15/2018
082677	06/11/2018	W/R	LEXINGTON ATH. BOOSTERS	768.00	06/22/2018
082678	06/11/2018	W/R	AMAZON.COM/ AMEX	4,123.94	06/18/2018
082679	06/12/2018	W/R	ADVANCED TURF SOLUTIONS	38.50	06/18/2018
082680	06/12/2018	W/R	AIRGAS USA, LLC	164.39	06/19/2018
082681	06/12/2018	W/W	BALL, BENJAMIN	22.35	
082682	06/12/2018	W/R	BLAINE WINDOW HARDWARE INC	68.12	06/19/2018
082683	06/12/2018	W/R	COLES ENERGY, INC.	2,104.61	06/19/2018
082684	06/12/2018	W/R	BOND, DAVID A	65.40	06/20/2018
082685	06/12/2018	W/R	BROWNELL, EDWINA	931.92	06/19/2018
082686	06/12/2018	W/R	FAMOUS ENTERPRISES, INC.	3,795.05	06/18/2018
082687	06/12/2018	W/R	GRAINGER	293.69	06/19/2018
082688	06/12/2018	W/R	J & B ACCOUSTICAL	425.00	06/15/2018
082689	06/12/2018	W/R	JOHN GARBER MATERIALS, INC.	348.97	06/19/2018
082690	06/12/2018	W/R	KELL ACE HARDWARE	133.03	06/22/2018
082691	06/12/2018	W/R	LESCH BATTERY & POWER	11.69	06/19/2018
082692	06/12/2018	W/R	LEXINGTON LOCAL SCHOOLS	654.00	06/15/2018
082693	06/12/2018	W/R	LOWE'S HOME CENTER	51.53	06/18/2018
082694	06/12/2018	W/R	MANSFIELD AUTO PARTS	173.40	06/19/2018
082695	06/12/2018	W/R	HOOVER, MARK	675.00	06/18/2018
082696	06/12/2018	W/R	ORIENTAL TRADING COMPANY	97.94	06/19/2018
082697	06/12/2018	W/R	RENHILL GROUP, INC.	13,544.10	06/18/2018
082698	06/12/2018	W/R	TOMMELLEO, ROBERT J	19.08	06/22/2018
082699	06/12/2018	W/R	RUMPKE	824.15	06/18/2018
082700	06/12/2018	W/R	SCHMIDT SECURITY	159.34	06/19/2018
082701	06/12/2018	W/R	SHAW & OTT MEDICAL	64.20	06/18/2018
082702	06/12/2018	W/R	SHERWIN-WILLIAMS	163.85	06/19/2018
082703	06/12/2018	W/R	SMITHFOODS, INC	2,881.44	06/19/2018
082704	06/12/2018	W/R	SCHEIBER, TODD	44.15	06/27/2018
082705	06/12/2018	W/R	TREASURER, STATE OF OHIO	153.25	06/21/2018
082706	06/12/2018	W/R	WOLFF BROS. SUPPLY, INC.	266.95	06/18/2018
082707	06/18/2018	B/B	SHECK, KELLY	40.00	
082708	06/18/2018	B/B	ADERMAN, JESSICA	11.00	
082709	06/18/2018	B/B	POTH, JASON & FRESCIA	30.00	
082710	06/18/2018	W/W	MUNRO, ALISSA	19.95	
082711	06/18/2018	W/W	SIMONS, MARK	105.00	

Date: 7/03/2018

C H E C K R E G I S T E R
Processing Month: June 2018
LEXINGTON LOCAL SCHOOLS

Page: 4
(CHKREG)

Check#	Check Date	Org Sta	Vendor Paid	Check Amount	Status Date
082712	06/20/2018	W/W	SHELDON, AMANDA	80.00	
082713	06/20/2018	W/W	ARTOME	1,064.00	
082714	06/20/2018	W/R	AWARDSMITH	27.00	06/29/2018
082715	06/20/2018	W/R	BRIDGEWAY ACADEMY	4,596.00	06/29/2018
082716	06/20/2018	W/R	CACY	30.00	06/26/2018
082717	06/20/2018	W/R	CBIZ BENEFITS & INSURANCE	2,750.00	06/25/2018
082718	06/20/2018	W/R	CHARLES RITTER CO.	141.80	06/25/2018
082719	06/20/2018	W/R	LONGNECKER, CHERYL	150.00	06/28/2018
082720	06/20/2018	W/R	CLEVELAND CLINIC CHILDREN'S	2,793.00	06/25/2018
082721	06/20/2018	W/R	COLUMBIA GAS OF OHIO	2,218.60	06/27/2018
082722	06/20/2018	W/R	WEBSTER, CORY	750.00	06/26/2018
082723	06/20/2018	W/R	DELL MARKETING L.P.	310.52	06/25/2018
082724	06/20/2018	W/R	DIRECT ENERGY BUSINESS MARKETI	3,809.54	06/27/2018
082725	06/20/2018	W/R	BROWNELL, EDWINA	175.00	06/29/2018
082726	06/20/2018	W/R	GIONINO'S PIZZERIA	242.00	06/25/2018
082727	06/20/2018	W/R	GRADY ENTERPRISES, INC.	1,057.66	06/28/2018
082728	06/20/2018	W/R	LEACH, HEATHER	250.00	06/26/2018
082729	06/20/2018	W/R	ITsavvy	5,080.86	06/27/2018
082730	06/20/2018	W/R	WHITESEL, JASON	109.94	06/27/2018
082731	06/20/2018	W/R	BERRY, JENNIFER	958.39	06/27/2018
082732	06/20/2018	W/R	MOORE, JENNIFER	100.00	06/21/2018
082733	06/20/2018	W/R	FRANCL, JERRY	250.00	06/26/2018
082734	06/20/2018	W/R	CORNELL, JULIE	1,000.00	06/25/2018
082735	06/20/2018	W/W	WEIDIG, KATHY	700.43	
082736	06/20/2018	W/W	KELL ACE HARDWARE	48.05	
082737	06/20/2018	W/R	WADE, KRISTA	250.00	06/26/2018
082738	06/20/2018	W/R	BAZLEY, LAURIE	190.57	06/26/2018
082739	06/20/2018	W/R	LEXINGTON ATH. BOOSTERS	300.00	06/25/2018
082740	06/20/2018	W/R	LOFT VIOLIN SHOP	395.00	06/26/2018
082741	06/20/2018	W/R	MANSFIELD CITY SCHOOLS	1,203.50	06/26/2018
082742	06/20/2018	W/R	MVD SPORTS	449.50	06/26/2018
082743	06/20/2018	W/R	NORTHERN OHIO BRANCH OF THE	150.00	06/29/2018
082744	06/20/2018	W/W	OHIO HEALTH MANSFIELD	476.00	
082745	06/20/2018	W/R	OHIO.NET INTERNET PROVIDERS	419.57	06/26/2018
082746	06/20/2018	W/W	PHOTORAMA	145.00	
082747	06/20/2018	W/R	QUENCH	38.00	06/26/2018
082748	06/20/2018	W/R	REX'S LAWN CARE	2,440.00	06/25/2018
082749	06/20/2018	W/R	RICHLAND CO. JUVENILE COURT	1,665.00	06/27/2018
082750	06/20/2018	W/R	RICHLAND NEWHOPE CENTER	1,295.00	06/27/2018
082751	06/20/2018	W/R	CUMMINS, STEVE	250.00	06/27/2018
082752	06/20/2018	W/R	YOUNG, SUSAN	225.00	06/26/2018
082753	06/20/2018	W/W	KAMADANA, SWAPNA	250.00	
082754	06/20/2018	W/R	THE CENTER FOR INDIVIDUAL &	90.00	06/27/2018
082755	06/20/2018	W/R	TRANSPORTATION ACCESSORIES CO.	721.00	06/26/2018
082756	06/20/2018	W/R	OHIO BUREAU OF CRIMINAL IDENT.	258.00	06/28/2018
082757	06/20/2018	W/W	US BANK	3,389.92	
082758	06/20/2018	W/R	UPS STORE	16.76	06/28/2018
082759	06/20/2018	W/W	VFW POST 5101	581.00	
082760	06/25/2018	W/W	ALLIED SUPPLY CO, INC	134.20	
082761	06/25/2018	W/W	AMERIGAS	104.19	
082762	06/25/2018	W/W	DEERE, ARIEL	250.00	
082763	06/25/2018	W/R	CDW-G	1,490.00	06/29/2018

Date: 7/03/2018

C H E C K R E G I S T E R
Processing Month: June 2018
LEXINGTON LOCAL SCHOOLS

Page: 5
(CHKREG)

Check#	Check Date	Org Sta	Vendor Paid	Check Amount	Status Date
082764	06/25/2018	W/W	SPELLING OUT DYSLEXIA	300.00	
082765	06/25/2018	W/R	ESC OF NORTHEAST OHIO	450.00	06/28/2018
082766	06/25/2018	W/R	FAMOUS ENTERPRISES, INC.	133.38	06/29/2018
082767	06/25/2018	W/W	GRAINGER	170.52	
082768	06/25/2018	W/W	DAVIS, HAYLEY	250.00	
082769	06/25/2018	W/W	HD SUPPLY FACILITIES	480.11	
082770	06/25/2018	W/R	J & B ACCOUSTICAL	357.19	06/28/2018
082771	06/25/2018	W/W	HAYES, JAMES	582.21	
082772	06/25/2018	W/W	GARRETT, JORDANN	250.00	
082773	06/25/2018	W/W	BOGGS, LENA E	250.00	
082774	06/25/2018	W/W	RICHLAND AREA CHAMBER OF COMM	170.00	
082775	06/25/2018	W/W	MATUCH, MELINDA	250.00	
082776	06/25/2018	W/W	MENARDS	145.81	
082777	06/25/2018	W/W	NATIONWIDE CHILDRENS HOSPITAL	57,100.00	
082778	06/25/2018	W/R	ACORN DISTRIBUTORS, INC.	2,108.23	06/29/2018
082779	06/25/2018	W/W	ALEXANDER, NICOLE J	250.00	
082780	06/25/2018	W/R	NORTH CENTRAL OHIO ESC	1,139.25	06/29/2018
082781	06/25/2018	W/W	POWER PLUS INTERNATIONAL	57.06	
082782	06/25/2018	W/W	PPG PITTSBURG PAINTS	456.36	
082783	06/25/2018	W/W	SHAFFER, REANNA A	250.00	
082784	06/25/2018	W/R	REHILL GROUP, INC.	7,157.17	06/29/2018
082785	06/25/2018	W/R	SHAW & OTT MEDICAL	81.02	06/29/2018
082786	06/25/2018	W/W	SHERWIN-WILLIAMS	1,088.65	
082787	06/25/2018	W/W	STANDARD PLUMBING & HEATING CO	270.00	
082788	06/25/2018	W/W	DENNARD, STEPHANIE	250.00	
082789	06/25/2018	W/R	TRANSPORTATION ACCESSORIES CO.	232.63	06/29/2018
082790	06/25/2018	W/W	TREASURER, STATE OF OHIO	100.00	
082791	06/25/2018	W/W	VERIZON WIRELESS	682.40	
082792	06/25/2018	W/V	WAL-MART DISCOUNT CITIES	696.20	06/26/2018
082793	06/25/2018	W/R	WOLFF BROS. SUPPLY, INC.	43.56	06/29/2018
082794	06/25/2018	W/R	WORNER ROOFING COMPANY	6,992.00	06/28/2018
082795	06/26/2018	W/W	WAL-MART DISCOUNT CITIES	483.27	
082796	06/28/2018	W/W	AMERICAN ELECTRIC POWER	20,485.68	
082797	06/28/2018	W/W	CenturyLink	747.77	
082798	06/28/2018	W/W	SPELLING OUT DYSLEXIA	600.00	
082799	06/28/2018	W/W	ROBERTS, JOE	52.07	
082800	06/28/2018	W/W	KIMBALL MIDWEST	310.20	
082801	06/28/2018	W/W	LEX LANES	784.00	
082802	06/28/2018	W/W	MID-OHIO ED. SERVICE CENTER	18,165.90	
082803	06/28/2018	W/W	ROBOMATTER, INC	599.00	
082804	06/28/2018	W/W	SAM'S CLUB	43.88	
082805	06/28/2018	W/W	THE CENTER FOR INDIVIDUAL &	2,445.00	
082806	06/29/2018	W/W	POST MASTER	500.00	
691169	06/05/2018	C/R	LEXINGTON SCHOOLS - PAYROLL	613,692.97	06/26/2018
691171	06/05/2018	C/R	LEXINGTON SCHOOLS - PAYROLL	3,150.00	06/26/2018
691172	06/06/2018	M/M	MEMO-S.E.R.S.	2,881.64	
691173	06/06/2018	M/M	MEMO-S.T.R.S.	6,991.42	
691174	06/07/2018	M/M	LEXINGTON BOARD OF ED.	193.57	
691175	06/07/2018	M/M	LEXINGTON SCHOOLS - PAYROLL	8,306.13	
691176	06/08/2018	M/M	GORDON FOOD SERVICE	5,426.71	
691177	06/20/2018	C/R	LEXINGTON SCHOOLS - PAYROLL	572,131.66	06/26/2018
691178	06/15/2018	M/M	LEXINGTON SCHOOLS - PAYROLL	7,824.78	

Date: 7/03/2018

C H E C K R E G I S T E R
Processing Month: June 2018
LEXINGTON LOCAL SCHOOLS

Page: 6
(CHKREG)

Check#	Check Date	Org Sta	Vendor Paid	Check Amount	Status Date
691179	06/18/2018	M/M	MEMO-S.E.R.S.	2,801.27	
691180	06/18/2018	M/M	ANTHEM BENEFIT SERVICES	361,442.42	
691181	06/18/2018	M/M	MEMO-S.T.R.S.	6,901.47	
691183	06/27/2018	M/M	MEMO-MID OHIO ESC	4,128.50	
691184	06/27/2018	M/M	MEMO-S.E.R.S.	43,552.00	
691185	06/27/2018	M/M	MEMO-S.T.R.S.	114,500.00	
691186	06/27/2018	T/T	LEXINGTON BOARD OF ED.	100,000.00	
691187	06/30/2018	M/M	MEMO-MID OHIO ESC	.01	
Total Checks Issued				\$ 2,212,620.59	

TRANS NO	ITEM NO	TRANS DATE	STS	DESCRIPTION OR SOURCE	TI	FUND	RCPT	SPCC	SURJ	DFU	TRANS AMOUNT
072409	0012	06/08/2018	A	Open Enrollment Revenue	03	001	1227	0000	000000	000	16.42-
072441	0014	06/22/2018	A	Open Enrollment Revenue	03	001	1227	0000	000000	000	16.41-
RCPT CODE SUB-TOTAL:											32.83-
072468	0001	06/30/2018	A	Richland Bank Interest	03	001	1410	0000	000000	000	12,000.93
RCPT CODE SUB-TOTAL:											12,000.93
072405	0001	06/04/2018	B	SUMMER GYM REFUND-GRACIE	03	001	1740	0000	080999	100	100.00-
072422	0001	06/04/2018	A	HS school fees	03	001	1740	0000	000000	100	200.00
072427	0001	06/06/2018	A	Eastern school fees	03	001	1740	0000	000000	300	60.00
072428	0001	06/06/2018	A	HS School fees	03	001	1740	0000	000000	100	210.00
072412	0001	06/08/2018	B	FEE REFUND- CHEVY	03	001	1740	0000	000000	200	12.00-
072413	0001	06/08/2018	B	FEE REFUND- AMYIA	03	001	1740	0000	000000	200	12.00-
072414	0001	06/08/2018	B	FEE REFUND- ELAINA	03	001	1740	0000	000000	200	20.00-
072415	0001	06/08/2018	B	FEE REFUND- WILL	03	001	1740	0000	000000	200	12.00-
072416	0001	06/08/2018	B	FEE REFUND- KARIE	03	001	1740	0000	000000	200	12.00-
072443	0001	06/08/2018	A	HS fees	03	001	1740	0000	000000	100	30.00
072444	0001	06/08/2018	A	HS fees	03	001	1740	0000	000000	100	100.00
072433	0001	06/11/2018	A	JH school fees	03	001	1740	0000	000000	200	100.00
072446	0001	06/12/2018	A	HS Fees	03	001	1740	0000	000000	100	200.00
072447	0001	06/14/2018	A	HS Fees	03	001	1740	0000	000000	100	100.00
071524	0001	06/18/2018	V	FEE REFUND- MICAH	03	001	1740	0000	000000	300	30.00
071860	0001	06/18/2018	V	FEE REFUND-AMBROSE ADAMS	03	001	1740	0000	000000	100	40.00
072438	0001	06/18/2018	B	FEE REFUND-AMBROSE ADAMS	03	001	1740	0000	000000	100	40.00-
072440	0001	06/18/2018	B	FEE REFUND- MICAH	03	001	1740	0000	000000	300	30.00-
072452	0005	06/20/2018	A	HS Fees	03	001	1740	0000	000000	100	100.00
072453	0001	06/20/2018	A	HS Fees	03	001	1740	0000	000000	100	200.00
RCPT CODE SUB-TOTAL:											1,132.00
072458	0001	06/22/2018	A	Bldg rental income	03	001	1810	0000	000000	000	518.75
RCPT CODE SUB-TOTAL:											518.75
072421	0002	06/01/2018	A	wolfcreek - used book sold	03	001	1890	0000	000000	000	2,397.00
072421	0003	06/01/2018	A	Jury duty pymt - Davis	03	001	1890	0000	000000	000	10.00
072431	0005	06/08/2018	A	BWC pymt Trans work refund	03	001	1890	0000	000000	000	467.00
072452	0006	06/20/2018	A	Capital Sq reimb - Central	03	001	1890	0000	000000	000	300.00
RCPT CODE SUB-TOTAL:											3,174.00
072409	0001	06/08/2018	A	Opportunity Grant	03	001	3110	0000	000000	000	297,124.09

STATUS (STS) CODES:
 A-RECEIPT B-REFUND OF RECEIPT V-VOID REFUND OF RECEIPT X-REDUCTION OF EXPENDITURE
 C-APPROPRIATION OR BUDGET MODIFICATIONS D-EXPENSE/SUPPLIES DISTRIBUTION F-FUND TO FUND TRANSFER

TRANS NO	ITEM NO	TRANS DATE	STS	DESCRIPTION OR SOURCE	TI	FUND	RCPT	SPCC	SUBJ	DFU	TRANS AMOUNT
072409	0002	06/08/2018	A	Targeted Assistance	03	001	3110	0000	000000	000	27,584.05
072409	0003	06/08/2018	A	K-3 Literacy Funding	03	001	3110	0000	000000	000	5,413.26
072409	0005	06/08/2018	A	Limited English Prof Funding	03	001	3110	0000	000000	000	118.58
072409	0006	06/08/2018	A	Gifted Education Funding	03	001	3110	0000	000000	000	4,807.14
072409	0007	06/08/2018	A	Transportation	03	001	3110	0000	000000	000	23,722.58
072409	0008	06/08/2018	A	Special Education Funding	03	001	3110	0000	000000	000	46,459.03
072409	0010	06/08/2018	A	Preschool Special Educ Funding	03	001	3110	0000	000000	000	5,087.42
072409	0011	06/08/2018	A	Special Educ Transportation	03	001	3110	0000	000000	000	1,682.75
072441	0001	06/22/2018	A	Opportunity Grant	03	001	3110	0000	000000	000	290,399.92
072441	0002	06/22/2018	A	Targeted Assistance	03	001	3110	0000	000000	000	33,007.46
072441	0003	06/22/2018	A	K-3 Literacy Funding	03	001	3110	0000	000000	000	5,433.54
072441	0005	06/22/2018	A	Limited English Prof Funding	03	001	3110	0000	000000	000	112.24
072441	0006	06/22/2018	A	Gifted Education Funding	03	001	3110	0000	000000	000	5,354.50
072441	0007	06/22/2018	A	Transportation	03	001	3110	0000	000000	000	23,750.73
072441	0008	06/22/2018	A	Special Education Funding	03	001	3110	0000	000000	000	46,344.56
072441	0009	06/22/2018	A	Graduation Bonus	03	001	3110	0000	000000	000	4.46
072441	0010	06/22/2018	A	Third Grade Reading Bonus	03	001	3110	0000	000000	000	4.45
072441	0012	06/22/2018	A	Preschool Special Educ Funding	03	001	3110	0000	000000	000	5,215.18
072441	0013	06/22/2018	A	Special Educ Transportation	03	001	3110	0000	000000	000	1,682.74
RCPT CODE SUB-TOTAL:											823,308.68
072409	0004	06/08/2018	A	Economic Disadvantaged Funding	03	001	3211	0000	000000	000	2,178.58
072441	0004	06/22/2018	A	Economic Disadvantaged Funding	03	001	3211	0000	000000	000	2,509.77
RCPT CODE SUB-TOTAL:											4,688.35
072410	0001	06/07/2018	A	Catastrophic Sp Ed Pymt FY18	03	001	3219	0000	000000	000	79,599.28
072409	0009	06/08/2018	A	Career Tech Education Funding	03	001	3219	0000	000000	000	1,137.21
072441	0011	06/22/2018	A	Career Tech Education Funding	03	001	3219	0000	000000	000	224.22
RCPT CODE SUB-TOTAL:											80,960.71
072465	0001	06/29/2018	A	MEDICAID Recd -6/28	03	001	3300	0000	000000	000	1,658.26
072465	0002	06/29/2018	A	MEDICAID Recd 6/7	03	001	3300	0000	000000	000	404.04
072465	0003	06/29/2018	A	MEDICAID Recd 6/1	03	001	3300	0000	000000	000	124.50
RCPT CODE SUB-TOTAL:											2,186.80
FUND CODE SUB-TOTAL:											927,488.95
072468	0004	06/30/2018	A	Richland Bank Interest	03	006	1410	0000	000000	000	0.00
RCPT CODE SUB-TOTAL:											0.00

STATUS (STS) CODES:

A-RECEIPT B-REFUND OF RECEIPT V-VOID REFUND OF RECEIPT X-REDUCTION OF EXPENDITURE
 C-APPROPRIATION OR BUDGET MODIFICATIONS D-EXPENSE/SUPPLIES DISTRIBUTION F-FUND TO FUND TRANSFER

TRANS NO	ITEM NO	TRANS DATE	STS	DESCRIPTION OR SOURCE	TI	FUND	RCPT	SPCC	SUBJ	OPU	TRANS AMOUNT
072411	0001	06/08/2018	B	LUNCH ACCT REFUND-AJ	03	006	1512	0000	000000	100	27.70-
072418	0001	06/11/2018	B	lunch account refund- Nathan	03	006	1512	0000	000000	400	22.25-
071646	0001	06/18/2018	V	LUNCH ACCT REFUND-ISSAC/BENNET	03	006	1512	0000	000000	400	11.00
072439	0001	06/18/2018	B	LUNCH ACCT REFUND-ISSAC/BENNET	03	006	1512	0000	000000	400	11.00-
RCPT CODE SUB-TOTAL:											49.95-
072469	0001	06/30/2018	A	Coke Commission Food Service	03	006	1851	0000	000000	000	42.53
RCPT CODE SUB-TOTAL:											42.53
072460	0001	06/15/2018	A	sack lunches	03	006	1890	0000	000000	000	976.75
072460	0002	06/15/2018	A	HS principal pick lunches	03	006	1890	0000	000000	000	1,320.86
072460	0003	06/15/2018	A	Preschool snacks	03	006	1890	0000	000000	000	654.00
072461	0001	06/15/2018	A	JH sack lunches	03	006	1890	0000	000000	000	148.90
072461	0002	06/15/2018	A	JH sack lunches	03	006	1890	0000	000000	000	586.50
RCPT CODE SUB-TOTAL:											3,687.01
072437	0001	06/14/2018	A	Federal Reimb Lunch High	03	006	4120	0000	000000	100	6,940.22
072437	0002	06/14/2018	A	Federal Reimb Lunch Jr High	03	006	4120	0000	000000	200	4,901.93
072437	0003	06/14/2018	A	Federal Reimb Lunch Central	03	006	4120	0000	000000	400	6,160.96
072437	0004	06/14/2018	A	Federal Reimb Lunch East	03	006	4120	0000	000000	300	7,347.17
072437	0005	06/14/2018	A	Federal Reimb Lunch Western	03	006	4120	0000	000000	500	4,186.06
072437	0006	06/14/2018	A	Fed Reimb Breakfast - High	03	006	4120	0000	000000	100	588.05
072437	0007	06/14/2018	A	Federal Reimb Breakfast - Jr H	03	006	4120	0000	000000	200	473.79
072437	0008	06/14/2018	A	Federal Reimb Break - Central	03	006	4120	0000	000000	400	725.32
072437	0009	06/14/2018	A	Federal Reimb Break - East	03	006	4120	0000	000000	300	1,166.90
072437	0010	06/14/2018	A	Federal Reimb Break - Western	03	006	4120	0000	000000	500	765.61
072437	0011	06/14/2018	A	Preschool Milk - Western	03	006	4120	1280	000000	500	45.04
RCPT CODE SUB-TOTAL:											33,301.05
072467	0001	06/27/2018	F	Transfer - General to Food Ser	08	006	5100	0000	000000	000	100,000.00
RCPT CODE SUB-TOTAL:											100,000.00
FUND CODE SUB-TOTAL:											136,980.64
072468	0005	06/30/2018	A	Richland Bank Interest	03	007	1410	9100	000000	000	17.27
RCPT CODE SUB-TOTAL:											17.27

STATUS (STS) CODES:
 A-RECEIPT B-REFUND OF RECEIPT V-VOID REFUND OF RECEIPT X-REDUCTION OF EXPENDITURE
 C-APPROPRIATION OR BUDGET MODIFICATIONS D-EXPENSE/SUPPLIES DISTRIBUTION F-FUND TO FUND TRANSFER

TRANS NO	ITEM NO	TRANS DATE	STS	DESCRIPTION OR SOURCE	TI	FUND	RCPT	SPCC	SUBJ	OPU	TRANS AMOUNT	
											FUND CODE SUB-TOTAL:	17.27
072468	0003	06/30/2018	A	Richland Bank Interest	03	007	1410	9800	000000	000		15.85
											RCPT CODE SUB-TOTAL:	15.85
											FUND CODE SUB-TOTAL:	15.85
072459	0003	06/22/2018	A	Merchant Services comm	03	018	1690	9100	000000	000		15.00
											RCPT CODE SUB-TOTAL:	15.00
											FUND CODE SUB-TOTAL:	15.00
072431	0004	06/08/2018	A	Kroger commission	03	018	1690	9400	000000	000		173.60
											RCPT CODE SUB-TOTAL:	173.60
											FUND CODE SUB-TOTAL:	173.60
072420	0001	06/01/2018	A	Lost library book	03	018	1890	9401	000000	000		5.00
											RCPT CODE SUB-TOTAL:	5.00
											FUND CODE SUB-TOTAL:	5.00
072442	0001	06/01/2018	A	Library fines	03	018	1890	9501	000000	000		45.00
											RCPT CODE SUB-TOTAL:	45.00
											FUND CODE SUB-TOTAL:	45.00
072431	0003	06/08/2018	A	PTO Recycling-Central	03	019	1890	9121	000000	000		15.88
072452	0003	06/20/2018	A	PTO Recycling-Central	03	019	1890	9121	000000	000		2.51
											RCPT CODE SUB-TOTAL:	18.39
											FUND CODE SUB-TOTAL:	18.39

STATUS (STS) CODES:

A-RECEIPT B-REFUND OF RECEIPT V-VOID REFUND OF RECEIPT X-REDUCTION OF EXPENDITURE
 C-APPROPRIATION OR BUDGET MODIFICATIONS D-EXPENSE/SUPPLIES DISTRIBUTION F-FUND TO FUND TRANSFER

TRANS NO	ITEM NO	TRANS DATE	STS	DESCRIPTION OR SOURCE	TI	FUND	RCPT	SPEC	SUBJ	OPU	TRANS AMOUNT
072431	0001	06/08/2018	A	PTO Recycling-Eastern	03	019	1890	9122	000000	000	15.89
072452	0001	06/20/2018	A	PTO Recycling-Eastern	03	019	1890	9122	000000	000	2.52
RCPT CODE SUB-TOTAL:											18.41
FUND CODE SUB-TOTAL:											18.41
072431	0002	06/08/2018	A	PTO Recycling-Western	03	019	1890	9123	000000	000	15.89
072452	0002	06/20/2018	A	PTO Recycling-Western	03	019	1890	9123	000000	000	2.51
RCPT CODE SUB-TOTAL:											18.40
FUND CODE SUB-TOTAL:											18.40
072408	0002	06/06/2018	A	Return of grant - acct corr	03	019	1820	9213	000000	000	71.51-
RCPT CODE SUB-TOTAL:											71.51-
FUND CODE SUB-TOTAL:											71.51-
072407	0001	06/04/2018	B	return of unused grant money-	03	019	1820	9215	000000	000	31.92-
RCPT CODE SUB-TOTAL:											31.92-
FUND CODE SUB-TOTAL:											31.92-
072406	0001	06/04/2018	B	return of grant- S. Freundlich	03	019	1820	9216	000000	000	71.51-
072408	0001	06/06/2018	A	Return of grant - acct corr	03	019	1820	9216	000000	000	71.51
RCPT CODE SUB-TOTAL:											0.00
FUND CODE SUB-TOTAL:											0.00
072421	0001	06/01/2018	A	Heiman grant-Rich Co retired	03	019	1820	9301	000000	000	100.00
RCPT CODE SUB-TOTAL:											100.00
FUND CODE SUB-TOTAL:											100.00

STATUS (STS) CODES:

A-RECEIPT B-REFUND OF RECEIPT V-VOID REFUND OF RECEIPT X-REDUCTION OF EXPENDITURE
 C-APPROPRIATION OR BUDGET MODIFICATIONS D-EXPENSE/SUPPLIES DISTRIBUTION F-FUND TO FUND TRANSFER

TRANS NO	ITEM NO	TRANS DATE	STS	DESCRIPTION OR SOURCE	TI	FUND	RCPT	SPCC	SUBJ	OPU	TRANS AMOUNT
072419	0001	06/01/2018	A	Track Tourn Facility rental	03	022	1615	9601	000000	000	2,500.00-
072419	0003	06/01/2018	A	Track Tourn Custodial wages	03	022	1615	9601	000000	000	164.90-
072419	0005	06/01/2018	A	Track Tourn National Honor pym	03	022	1615	9601	000000	000	200.00-
RCPT CODE SUB-TOTAL:											2,864.90-
FUND CODE SUB-TOTAL:											2,864.90-
072468	0002	06/30/2018	A	Richland Bank Int. 024	03	024	1410	0000	000000	000	1,792.54
RCPT CODE SUB-TOTAL:											1,792.54
072432	0001	06/11/2018	A	Zupan June Cobra	03	024	1872	0000	000000	000	943.10
072450	0001	06/20/2018	A	Heck June Cobra	03	024	1872	0000	000000	000	2,067.90
072454	0001	06/20/2018	A	Employees' Premiums June	03	024	1872	0000	000000	000	66,020.35
072455	0001	06/20/2018	A	Board's Premiums June	03	024	1872	0000	000000	000	361,442.42
RCPT CODE SUB-TOTAL:											430,473.77
FUND CODE SUB-TOTAL:											432,266.31
072449	0001	06/15/2018	A	Million income - HS Leo	03	200	1690	9108	000000	000	35.26
RCPT CODE SUB-TOTAL:											35.26
FUND CODE SUB-TOTAL:											35.26
072423	0001	06/04/2018	A	Yearbook sales	03	200	1620	9119	000000	000	65.00
072448	0001	06/15/2018	A	Yearbook sales	03	200	1620	9119	000000	000	65.00
072464	0001	06/28/2018	A	Yearbook pymt	03	200	1620	9119	000000	000	65.00
072466	0001	06/30/2018	A	Yearbook pymt	03	200	1620	9119	000000	000	65.00
RCPT CODE SUB-TOTAL:											260.00
072445	0001	06/12/2018	A	Yearbook ad sales	03	200	1690	9119	000000	000	85.00
072452	0004	06/20/2018	A	Yearbook Ad	03	200	1690	9119	000000	000	115.00
RCPT CODE SUB-TOTAL:											200.00
FUND CODE SUB-TOTAL:											460.00

STATUS (STS) CODES:

A-RECEIPT B-REFUND OF RECEIPT V-VOID REFUND OF RECEIPT X-REDUCTION OF EXPENDITURE
 C-APPROPRIATION OR BUDGET MODIFICATIONS D-EXPENSE/SUPPLIES DISTRIBUTION F-FUND TO FUND TRANSFER

TRANS NO	ITEM NO	TRANS DATE	STS	DESCRIPTION OR SOURCE	TI	FUND	RCPT	SPCC	SUBJ	OPU	TRANS AMOUNT	
072419	0006	06/01/2018	A	Track Tourn National Honor pym	03	200	1690	9121	000000	000	200.00	
											RCPT CODE SUB-TOTAL:	200.00
											FUND CODE SUB-TOTAL:	200.00
072449	0002	06/15/2018	A	Million -JH Informed teens	03	200	1690	9612	000000	000	38.04	
											RCPT CODE SUB-TOTAL:	38.04
											FUND CODE SUB-TOTAL:	38.04
072457	0001	06/15/2018	A	All Star FB Online adm 6/8	03	300	1610	9600	000000	700	48.00	
											RCPT CODE SUB-TOTAL:	48.00
072424	0001	06/04/2018	A	2017/18 Ads	03	300	1690	9600	000000	000	1,500.00	
											RCPT CODE SUB-TOTAL:	1,500.00
072419	0002	06/01/2018	A	Track Tourn Facility rental	03	300	1810	9600	000000	000	2,500.00	
											RCPT CODE SUB-TOTAL:	2,500.00
072425	0001	06/04/2018	A	Boys BB camp registration	03	300	1890	9600	000000	707	900.00	
072426	0001	06/04/2018	A	VB Camp registration	03	300	1890	9600	000000	702	40.00	
072429	0001	06/07/2018	A	Boys BB camp registration	03	300	1890	9600	000000	707	180.00	
072430	0001	06/07/2018	A	VB camp registration	03	300	1890	9600	000000	702	270.00	
072451	0001	06/19/2018	A	2018 Track Invite entry fee	03	300	1890	9600	000000	712	200.00	
											RCPT CODE SUB-TOTAL:	1,590.00
											FUND CODE SUB-TOTAL:	5,638.00
072463	0001	06/27/2018	A	Ohio Health Donation	03	300	1690	9601	000000	000	13,000.00	
											RCPT CODE SUB-TOTAL:	13,000.00
											FUND CODE SUB-TOTAL:	13,000.00

STATUS (STS) CODES:
 A-RECEIPT B-REFUND OF RECEIPT V-VOID REFUND OF RECEIPT X-REDUCTION OF EXPENDITURE
 C-APPROPRIATION OR BUDGET MODIFICATIONS D-EXPENSE/SUPPLIES DISTRIBUTION F-FUND TO FUND TRANSFER

TRANS NO	ITEM NO	TRANS DATE	STS	DESCRIPTION OR SOURCE	TI	FUND	RCPT	SPEC	SUBJ	OPU	TRANS AMOUNT	
072434	0001	06/12/2018	A	IDEA-B Revenue	03	516	4220	9018	000000	000	27,297.00	
											RCPT CODE SUB-TOTAL:	27,297.00
											FUND CODE SUB-TOTAL:	27,297.00
072435	0001	06/12/2018	A	Title I Revenue	03	572	4220	9018	000000	000	25,983.79	
											RCPT CODE SUB-TOTAL:	25,983.79
											FUND CODE SUB-TOTAL:	25,983.79
072436	0001	06/12/2018	A	IDEA ECSE Revenue	03	587	4220	9018	000000	000	597.79	
											RCPT CODE SUB-TOTAL:	597.79
											FUND CODE SUB-TOTAL:	597.79
072417	0001	06/11/2018	A	Title II-A Revenue	03	590	4220	9018	000000	000	785.93	
											RCPT CODE SUB-TOTAL:	785.93
											FUND CODE SUB-TOTAL:	785.93
											GRAND TOTAL:	1,568,230.30

STATUS (STS) CODES:
 A-RECEIPT B-REFUND OF RECEIPT V-VOID REFUND OF RECEIPT X-REDUCTION OF EXPENDITURE
 C-APPROPRIATION OR BUDGET MODIFICATIONS D-EXPENSE/SUPPLIES DISTRIBUTION F-FUND TO FUND TRANSFER

LEXINGTON LOCAL SCHOOLS
 Revenue Account Summary
 SORTED BY FUND-SCC/ACCT

	FYTD Receivable	FYTD Actual Receipts	MTD Actual Receipts	YTD Actual Receipts	FYTD Balance Receivable	FYTD Percent Received
*****TOTAL FOR FUND-SCC 001 0000 (GENERAL FUND):	23,769,839.00	24,495,508.57	927,488.95	12,942,851.08	725,669.57-	103.05
*****TOTAL FOR FUND-SCC 003 0000 (PERMANENT IMPROVEMENT FUND):	690,237.00	702,630.92	0.00	395,996.94	12,393.92-	101.80
*****TOTAL FOR FUND-SCC 006 0000 (FOOD SERVICE FUND):	751,980.00	755,799.58	136,980.64	465,131.12	3,819.58-	100.51
*****TOTAL FOR FUND-SCC 007 9100 (LEXINGTON MINUTEMEN ACADEMIC SCHOLARSHIP FUND):	1,326.00	6,040.40	17.27	2,013.24	4,714.40-	455.54
*****TOTAL FOR FUND-SCC 007 9800 (TERRY McCAMMON SCHOLARSHIP FUND):	108.00	350.17	15.85	287.49	242.17-	324.23
*****TOTAL FOR FUND-SCC 007 9801 (MINUTEMAN ALUMNI SCHOLARSHIP FUND):	13.00	0.00	0.00	0.00	13.00	0.00
*****TOTAL FOR FUND-SCC 018 9100 (HIGH SCHOOL PRINCIPAL'S FUND):	11,172.00	10,628.02	15.00	6,910.03	543.98	95.13
*****TOTAL FOR FUND-SCC 018 9200 (JUNIOR HIGH PRINCIPAL'S FUND):	7,347.00	5,232.79	0.00	481.75	2,114.21	71.22
*****TOTAL FOR FUND-SCC 018 9300 (EASTERN PRINCIPAL'S FUND):	10,568.00	9,609.19	0.00	3,980.57	958.81	90.93
*****TOTAL FOR FUND-SCC 018 9301 (EASTERN ELEMENTARY BOOKFAIR/BOXTOPS FUND):	3,743.00	6,539.40	0.00	6,539.40	2,796.40-	174.71

*** NOTE!! ONLY ACTIVE ACCOUNTS HAVE BEEN SELECTED, TOTALS MAY EXCLUDE AMOUNTS THAT ARE RELATED TO INACTIVE ACCOUNTS. ***

LEXINGTON LOCAL SCHOOLS
 Revenue Account Summary
 SORTED BY FUND-SCC/ACCT

	FYTD Receivable	FYTD Actual Receipts	MTD Actual Receipts	YTD Actual Receipts	FYTD Balance Receivable	FYTD Percent Received
*****TOTAL FOR FUND-SCC 018 9302 (EASTERN ELEMENTARY MATH):	0.00	1,226.00	0.00	0.00	1,226.00-	0.00
*****TOTAL FOR FUND-SCC 018 9400 (CENTRAL PRINCIPAL'S FUND):	6,698.00	5,785.91	173.60	4,023.77	912.09	86.38
*****TOTAL FOR FUND-SCC 018 9401 (CENTRAL ELEMENTARY BOOKFAIR FUND):	5,727.00	4,548.08	5.00	1,216.13	1,178.92	79.41
*****TOTAL FOR FUND-SCC 018 9402 (CENTRAL ELEMENTARY ART):	1,750.00	1,415.00	0.00	1,415.00	335.00	80.86
*****TOTAL FOR FUND-SCC 018 9500 (WESTERN PRINCIPAL'S FUND):	9,695.00	6,709.37	0.00	2,599.39	2,985.63	69.20
*****TOTAL FOR FUND-SCC 018 9501 (WESTERN ELEMENTARY BOOKFAIR/BOXTOPS FUND):	6,253.00	5,976.11	45.00	1,591.29	276.89	95.57
*****TOTAL FOR FUND-SCC 018 9503 (WESTERN ELEMENTARY ART):	1,900.00	2,455.00	0.00	2,455.00	555.00-	129.21
*****TOTAL FOR FUND-SCC 019 9121 (CENTRAL ELEMENTARY PTO GRANTS):	2,500.00	1,171.14	18.39	79.88	1,328.86	46.85
*****TOTAL FOR FUND-SCC 019 9122 (EASTERN ELEMENTARY PTO GRANTS):	2,500.00	1,171.13	18.41	79.90	1,328.87	46.85
*****TOTAL FOR FUND-SCC 019 9123 (WESTERN ELEMENTARY PTO GRANTS):	2,500.00	1,171.13	18.40	79.92	1,328.87	46.85

*** NOTE!! ONLY ACTIVE ACCOUNTS HAVE BEEN SELECTED, TOTALS MAY EXCLUDE AMOUNTS THAT ARE RELATED TO INACTIVE ACCOUNTS. ***

LEXINGTON LOCAL SCHOOLS
 Revenue Account Summary
 SORTED BY FUND-SCC/ACCT

	FYTD Receivable	FYTD Actual Receipts	MTD Actual Receipts	YTD Actual Receipts	FYTD Balance Receivable	FYTD Percent Received
*****TOTAL FOR FUND-SCC 019 9208 (RICHLAND CO FOUND-BUILD A COMM OF READERS):	0.00	10.32-	0.00	10.32-	10.32	0.00
*****TOTAL FOR FUND-SCC 019 9209 (RICH CO FOUND-LEARN TO READ FOR A LIFETIME):	0.00	59.95-	0.00	59.95-	59.95	0.00
*****TOTAL FOR FUND-SCC 019 9210 (RICH CO FOUND-MULTI-GENS APPROACH TO LEARNING):	0.00	0.46-	0.00	0.46-	0.46	0.00
*****TOTAL FOR FUND-SCC 019 9211 (RICH CO FOUND-BEE AWARENESS):	0.00	17.58-	0.00	17.58-	17.58	0.00
*****TOTAL FOR FUND-SCC 019 9212 (RICH CO FOUND-DONT LET THE PIGEON STOP TALK):	0.00	19.17-	0.00	19.17-	19.17	0.00
*****TOTAL FOR FUND-SCC 019 9213 (RICH CO FOUND-BRAIN GAMES 5.0):	1,500.00	1,428.49	71.51-	71.51-	71.51	95.23
*****TOTAL FOR FUND-SCC 019 9214 (RICH CO FOUND-TALKING SENSE TO OUR NUMBERS):	1,269.63	1,269.63	0.00	0.00	0.00	100.00
*****TOTAL FOR FUND-SCC 019 9215 (RICH CO FOUND-SEE THE CIVILIZATION):	117.55	85.63	31.92-	31.92-	31.92	72.85
*****TOTAL FOR FUND-SCC 019 9216 (RICH CO FOUND-SCIENCE OLYMPIAD):	1,500.00	1,500.00	0.00	0.00	0.00	100.00
*****TOTAL FOR FUND-SCC 019 9217 (RICH CO FOUND-KICK BACK WITH CLASSICS):	902.25	902.25	0.00	0.00	0.00	100.00

*** NOTE!! ONLY ACTIVE ACCOUNTS HAVE BEEN SELECTED, TOTALS MAY EXCLUDE AMOUNTS THAT ARE RELATED TO INACTIVE ACCOUNTS. ***

LEXINGTON LOCAL SCHOOLS
 Revenue Account Summary
 SORTED BY FUND-SCC/ACCT

	FYTD Receivable	FYTD Actual Receipts	MTD Actual Receipts	YTD Actual Receipts	FYTD Balance Receivable	FYTD Percent Received
*****TOTAL FOR FUND-SCC 019 9301 (RTCH CO FOUND/SECO ROBOTICS GRANT (HEIMANN)):	15,500.00	15,600.00	100.00	15,600.00	100.00-	100.65
*****TOTAL FOR FUND-SCC 019 9502 (RICHLAND CO HMG SENSORY GRANT):	2,000.00	0.00	0.00	0.00	2,000.00	0.00
*****TOTAL FOR FUND-SCC 022 9601 (OHSAA TOURNAMENT AGENCY FUND):	69,861.00	76,290.12	2,864.90-	55,352.31	6,429.12-	109.20
*****TOTAL FOR FUND-SCC 024 0000 (EMPLOYEE BENEFITS FUND FOR MEDICAL/DENTAL):	4,642,786.00	4,921,274.82	432,266.31	2,587,792.91	278,488.82-	106.00
*****TOTAL FOR FUND-SCC 200 9102 (HIGH SCHOOL DRAMA CLUB):	29,808.00	15,892.50	0.00	15,842.50	13,915.50	53.32
*****TOTAL FOR FUND-SCC 200 9104 (HIGH SCHOOL LEADERSHIP COUNCIL):	3,256.00	3,712.00	0.00	430.00	456.00-	114.00
*****TOTAL FOR FUND-SCC 200 9105 (HIGH SCHOOL FRENCH CLUB):	240.00	184.00	0.00	0.00	56.00	76.67
*****TOTAL FOR FUND-SCC 200 9107 (HIGH SCHOOL SPANISH CLUB):	790.00	400.00	0.00	170.00	390.00	50.63
*****TOTAL FOR FUND-SCC 200 9108 (HIGH SCHOOL LEO CLUB):	1,557.00	955.25	35.26	144.91	601.75	61.35
*****TOTAL FOR FUND-SCC 200 9114 (HIGH SCHOOL STUDENT COUNCIL FUND):	872.00	957.50	0.00	477.50	85.50-	109.81

*** NOTE!! ONLY ACTIVE ACCOUNTS HAVE BEEN SELECTED, TOTALS MAY EXCLUDE AMOUNTS THAT ARE RELATED TO INACTIVE ACCOUNTS. ***

LEXINGTON LOCAL SCHOOLS
 Revenue Account Summary
 SORTED BY FUND-SCC/ACCT

	FYTD Receivable	FYTD Actual Receipts	MTD Actual Receipts	YTD Actual Receipts	FYTD Balance Receivable	FYTD Percent Received
*****TOTAL FOR FUND-SCC 200 9115 (HIGH SCHOOL KEY CLUB):	366.00	436.00	0.00	36.00	70.00-	119.13
*****TOTAL FOR FUND-SCC 200 9116 (HIGH SCHOOL CHESS CLUB):	50.00	0.00	0.00	0.00	50.00	0.00
*****TOTAL FOR FUND-SCC 200 9119 (HIGH SCHOOL YEARBOOK FUND):	17,854.00	13,322.73	460.00	4,785.00	4,531.27	74.62
*****TOTAL FOR FUND-SCC 200 9121 (HIGH SCHOOL NATIONAL HONOR SOCIETY):	2,766.00	1,590.00	200.00	200.00	1,176.00	57.48
*****TOTAL FOR FUND-SCC 200 9201 (JUNIOR HIGH ART CLUB):	276.00	95.50	0.00	0.00	180.50	34.60
*****TOTAL FOR FUND-SCC 200 9204 (JUNIOR HIGH STUDENT COUNCIL FUND):	1,621.00	1,686.00	0.00	542.50	65.00-	104.01
*****TOTAL FOR FUND-SCC 200 9205 (JUNIOR HIGH LIBRARY CLUB):	554.00	553.50-	0.00	0.00	1,107.50	99.91-
*****TOTAL FOR FUND-SCC 200 9301 (EASTERN ELEMENTARY STUDENT ACTIVITY FUND):	2,445.00	2,224.68	0.00	1,395.06	220.32	90.99
*****TOTAL FOR FUND-SCC 200 9611 (HIGH SCHOOL INFORMED TEENS FUND):	1,546.00	1,402.00	0.00	0.00	144.00	90.69
*****TOTAL FOR FUND-SCC 200 9612 (JUNIOR HIGH INFORMED TEENS FUND):	484.00	735.80	38.04	575.80	251.80-	152.02

*** NOTE!! ONLY ACTIVE ACCOUNTS HAVE BEEN SELECTED, TOTALS MAY EXCLUDE AMOUNTS THAT ARE RELATED TO INACTIVE ACCOUNTS. ***

LEXINGTON LOCAL SCHOOLS
 Revenue Account Summary
 SORTED BY FUND-SCC/ACCT

	FYTD Receivable	FYTD Actual Receipts	MTD Actual Receipts	YTD Actual Receipts	FYTD Balance Receivable	FYTD Percent Received
*****TOTAL FOR FUND-SCC 300 9115 (JAZZ BAND):	2,438.00	528.00	0.00	528.00	1,910.00	21.66
*****TOTAL FOR FUND-SCC 300 9116 (CHOIR):	50.00	200.00	0.00	0.00	150.00-	400.00
*****TOTAL FOR FUND-SCC 300 9206 (JUNIOR HIGH PHYS ED DEPARTMENT FUND):	2,640.00	2,910.00	0.00	1,320.00	270.00-	110.23
*****TOTAL FOR FUND-SCC 300 9600 (ATHLETIC FUND):	240,000.00	227,987.88	5,638.00	66,003.86	12,012.12	94.99
*****TOTAL FOR FUND-SCC 300 9601 (ATHLETIC CAPITAL FUND):	0.00	26,000.00	13,000.00	13,000.00	26,000.00-	0.00
*****TOTAL FOR FUND-SCC 300 9603 (ELEMENTARY MUSIC):	223.00	276.00	0.00	276.00	53.00-	123.77
*****TOTAL FOR FUND-SCC 451 9018 (Network Connectivity FY 2018):	9,000.00	9,000.00	0.00	4,500.00	0.00	100.00
*****TOTAL FOR FUND-SCC 499 9018 (SECONDARY TRANSITION ENHANCEMENT FUND):	1,171.00	0.00	0.00	0.00	1,171.00	0.00
*****TOTAL FOR FUND-SCC 516 9017 (IDEA-B SPECIAL EDUCATION FY17):	114,221.06	59,949.37	0.00	0.00	54,271.69	52.49
*****TOTAL FOR FUND-SCC 516 9018 (IDEA-B SPECIAL EDUCATION FY18):	427,333.82	393,366.90	27,297.00	268,192.30	33,966.92	92.05

*** NOTE!! ONLY ACTIVE ACCOUNTS HAVE BEEN SELECTED, TOTALS MAY EXCLUDE AMOUNTS THAT ARE RELATED TO INACTIVE ACCOUNTS. ***

LEXINGTON LOCAL SCHOOLS
 Revenue Account Summary
 SORTED BY FUND-SCC/ACCT

	FYTD Receivable	FYTD Actual Receipts	MTD Actual Receipts	YTD Actual Receipts	FYTD Balance Receivable	FYTD Percent Received
*****TOTAL FOR FUND-SCC 572 9017 (TITLE I FY17):	181,992.96	109,634.66	0.00	0.00	72,358.30	60.24
*****TOTAL FOR FUND-SCC 572 9018 (TITLE I FY18):	253,139.09	248,191.97	25,983.79	143,940.56	4,947.12	98.05
*****TOTAL FOR FUND-SCC 587 9017 (EARLY CHILDHOOD SPECIAL EDUCATION IDEA FY17):	2,377.62	293.23	0.00	0.00	2,084.39	12.33
*****TOTAL FOR FUND-SCC 587 9018 (EARLY CHILDHOOD SPECIAL EDUCATION IDEA FY18):	14,544.71	6,383.52	597.79	4,900.24	8,161.19	43.89
*****TOTAL FOR FUND-SCC 590 9018 (TITLE II-A IMPROVING TEACHER QUALITY FY18):	59,170.55	59,170.55	785.93	33,650.21	0.00	100.00
*****TOTAL FOR FUND-SCC 599 9018 (TITLE IV):	10,000.00	6,600.00	0.00	6,600.00	3,400.00	66.00
*****GRAND TOTALS:	31,404,079.24	32,235,743.91	1,568,230.30	17,063,776.65	831,664.67	102.65

*** NOTE!! ONLY ACTIVE ACCOUNTS HAVE BEEN SELECTED, TOTALS MAY EXCLUDE AMOUNTS THAT ARE RELATED TO INACTIVE ACCOUNTS. ***

LEXINGTON LOCAL SCHOOLS
 Appropriation Account Summary
 SORTED BY FUND-SCC/ACCT

FYTD Appropriated	Prior FY Carryover Encumbrances	FYTD Expendable	FYTD Actual Expenditures	MTD Actual Expenditures	Current + Future Encumbrances	FYTD Remaining Balance	FYTD Percent Exp/Enc
*****TOTAL FOR FUND-SCC 001 0000 (GENERAL FUND):							
24,261,301.00	229,036.40	24,490,337.40	24,438,562.90	2,197,363.52	46,429.80	5,344.70	99.98
*****TOTAL FOR FUND-SCC 003 0000 (PERMANENT IMPROVEMENT FUND):							
782,786.89	5,373.00	788,159.89	755,802.41	23,482.00	6,555.13	25,802.35	96.73
*****TOTAL FOR FUND-SCC 006 0000 (FOOD SERVICE FUND):							
751,992.48	0.00	751,992.48	750,963.85	56,440.97	366.83	661.80	99.91
*****TOTAL FOR FUND-SCC 007 9100 (LEXINGTON MINUTEMEN ACADEMIC SCHOLARSHIP FUND):							
9,250.00	500.00	9,750.00	6,658.72	0.00	500.00	2,591.28	73.42
*****TOTAL FOR FUND-SCC 007 9800 (TERRY McCAMMON SCHOLARSHIP FUND):							
750.00	0.00	750.00	500.00	0.00	0.00	250.00	66.67
*****TOTAL FOR FUND-SCC 018 9100 (HIGH SCHOOL PRINCIPAL'S FUND):							
13,259.65	495.00	13,754.65	11,702.10	6,240.92	0.00	2,052.55	85.08
*****TOTAL FOR FUND-SCC 018 9200 (JUNIOR HIGH PRINCIPAL'S FUND):							
8,198.66	984.50	9,183.16	4,214.00	1,278.00	2,380.00	2,589.16	71.81
*****TOTAL FOR FUND-SCC 018 9300 (EASTERN PRINCIPAL'S FUND):							
19,955.96	31.25	19,987.21	12,859.81	169.42	827.80	6,299.60	68.48
*****TOTAL FOR FUND-SCC 018 9301 (EASTERN ELEMENTARY BOOKFAIR/BOXTOPS FUND):							
11,000.00	0.00	11,000.00	6,728.95	0.00	0.00	4,271.05	61.17
*****TOTAL FOR FUND-SCC 018 9302 (EASTERN ELEMENTARY MATH):							
1,072.16	0.00	1,072.16	693.86	0.00	0.00	378.30	64.72

*** NOTE!! ONLY ACTIVE ACCOUNTS HAVE BEEN SELECTED, TOTALS MAY EXCLUDE AMOUNTS THAT ARE RELATED TO INACTIVE ACCOUNTS. ***

LEXINGTON LOCAL SCHOOLS
 Appropriation Account Summary
 SORTED BY FUND-SCC/ACCT

FYTD Appropriated	Prior FY Carryover Encumbrances	FYTD Expendable	FYTD Actual Expenditures	MTD Actual Expenditures	Current + Future Encumbrances	FYTD Remaining Balance	FYTD Percent Exp/Enc
*****TOTAL FOR FUND-SCC 018 9400 (CENTRAL PRINCIPAL'S FUND):							
13,129.23	1,127.21	14,256.44	4,971.98	1,637.98	437.96	8,846.50	37.95
*****TOTAL FOR FUND-SCC 018 9401 (CENTRAL ELEMENTARY BOOKFAIR FUND):							
6,928.28	2,500.00	9,428.28	5,764.14	0.00	0.00	3,664.14	61.14
*****TOTAL FOR FUND-SCC 018 9402 (CENTRAL ELEMENTARY ART):							
2,859.00	0.00	2,859.00	1,064.00	1,064.00	0.00	1,795.00	37.22
*****TOTAL FOR FUND-SCC 018 9500 (WESTERN PRINCIPAL'S FUND):							
15,500.00	1,702.29	17,202.29	4,892.32	1,114.98	473.51	11,836.46	31.19
*****TOTAL FOR FUND-SCC 018 9501 (WESTERN ELEMENTARY BOOKFAIR/BOXTOPS FUND):							
9,239.55	0.00	9,239.55	6,285.19	0.00	0.00	2,954.36	68.02
*****TOTAL FOR FUND-SCC 018 9503 (WESTERN ELEMENTARY ART):							
2,739.42	0.00	2,739.42	1,862.00	0.00	0.00	877.42	67.97
*****TOTAL FOR FUND-SCC 018 9901 (JUNIOR HIGH TEACHER ADVISORY FUND):							
109.25	0.00	109.25	0.00	0.00	0.00	109.25	0.00
*****TOTAL FOR FUND-SCC 019 9001 (ACADEMIC BOOSTERS GRANTS):							
769.07	0.00	769.07	0.00	0.00	0.00	769.07	0.00
*****TOTAL FOR FUND-SCC 019 9121 (CENTRAL ELEMENTARY PTO GRANTS):							
3,311.03	0.00	3,311.03	1,578.52	992.00	250.00	1,482.51	55.23
*****TOTAL FOR FUND-SCC 019 9122 (EASTERN ELEMENTARY PTO GRANTS):							
4,755.89	100.00	4,855.89	3,150.80	0.00	0.00	1,705.09	64.89

*** NOTE!! ONLY ACTIVE ACCOUNTS HAVE BEEN SELECTED, TOTALS MAY EXCLUDE AMOUNTS THAT ARE RELATED TO INACTIVE ACCOUNTS. ***

LEXINGTON LOCAL SCHOOLS
 Appropriation Account Summary
 SORTED BY FUND-SCC/ACCT

FYTD Appropriated	Prior FY Carryover Encumbrances	FYTD Expendable	FYTD Actual Expenditures	MTD Actual Expenditures	Current + Future Encumbrances	FYTD Remaining Balance	FYTD Percent Exp/Enc
*****TOTAL FOR FUND-SCC 019 9123 (WESTERN ELEMENTARY PTD GRANTS):							
5,895.96	412.68	6,308.64	1,443.37	0.00	0.00	4,865.27	22.88
*****TOTAL FOR FUND-SCC 019 9200 (RICHLAND COUNTY FOUNDATION GRANT PLAYGROUND):							
200.00	0.00	200.00	0.00	0.00	0.00	200.00	0.00
*****TOTAL FOR FUND-SCC 019 9208 (RICHLAND CD FOUND-BUILD A COMM OF READERS):							
10.32	0.00	10.32	0.00	0.00	0.00	10.32	0.00
*****TOTAL FOR FUND-SCC 019 9209 (RICH CD FOUND-LEARN TO READ FOR A LIFETIME):							
59.95	0.00	59.95	0.00	0.00	0.00	59.95	0.00
*****TOTAL FOR FUND-SCC 019 9210 (RICH CD FOUND-MULTI-SENS APPROACH TO LEARNING):							
0.46	0.00	0.46	0.00	0.00	0.00	0.46	0.00
*****TOTAL FOR FUND-SCC 019 9211 (RICH CD FOUND-BEE AWARENESS):							
17.58	0.00	17.58	0.00	0.00	0.00	17.58	0.00
*****TOTAL FOR FUND-SCC 019 9212 (RICH CD FOUND-DONT LET THE PIGEON STOP TALK):							
19.17	0.00	19.17	0.00	0.00	0.00	19.17	0.00
*****TOTAL FOR FUND-SCC 019 9213 (RICH CD FOUND-BRAIN GAMES 5.0):							
1,500.00	0.00	1,500.00	1,428.49	150.00	0.00	71.51	95.23
*****TOTAL FOR FUND-SCC 019 9214 (RICH CD FOUND-TALKING SENSE TO OUR NUMBERS):							
1,269.63	0.00	1,269.63	1,269.63	0.00	0.00	0.00	100.00
*****TOTAL FOR FUND-SCC 019 9215 (RICH CD FOUND-SEE THE CIVILIZATION):							
117.55	0.00	117.55	85.63	0.00	0.00	31.92	72.85

*** NOTE!! ONLY ACTIVE ACCOUNTS HAVE BEEN SELECTED, TOTALS MAY EXCLUDE AMOUNTS THAT ARE RELATED TO INACTIVE ACCOUNTS. ***

LEXINGTON LOCAL SCHOOLS
 Appropriation Account Summary
 SORTED BY FUND-SCC/ACCT

FYTD Appropriated	Prior FY Carryover Encumbrances	FYTD Expendable	FYTD Actual Expenditures	MTD Actual Expenditures	Current + Future Encumbrances	FYTD Remaining Balance	FYTD Percent Exp/Enc
*****TOTAL FOR FUND-SCC 019 9216 (RICH CO FOUND-SCIENCE OLYMPIAD):							
1,500.00	0.00	1,500.00	1,500.00	0.00	0.00	0.00	100.00
*****TOTAL FOR FUND-SCC 019 9217 (RICH CO FOUND-KICK BACK WITH CLASSICS):							
902.25	0.00	902.25	902.25	0.00	0.00	0.00	100.00
*****TOTAL FOR FUND-SCC 019 9301 (RICH CO FOUND/SECD ROBOTICS GRANT (HEIMANN)):							
15,500.00	0.00	15,500.00	15,000.00	15,000.00	0.00	500.00	96.77
*****TOTAL FOR FUND-SCC 019 9502 (RICHLAND CO HMG SENSORY GRANT):							
2,000.00	2,000.00	4,000.00	2,000.00	0.00	0.00	2,000.00	50.00
*****TOTAL FOR FUND-SCC 022 9601 (OHSAA TOURNAMENT AGENCY FUND):							
70,231.96	1,886.30	72,118.26	71,870.72	20,678.43	246.56	0.98	100.00
*****TOTAL FOR FUND-SCC 024 0000 (EMPLOYEE BENEFITS FUND FOR MEDICAL/DENTAL):							
5,563,221.01	0.00	5,563,221.01	4,330,006.33	445,302.27	0.00	1,233,214.68	77.83
*****TOTAL FOR FUND-SCC 200 9101 (HIGH SCHOOL ART CLUB):							
93.76	0.00	93.76	0.00	0.00	0.00	93.76	0.00
*****TOTAL FOR FUND-SCC 200 9102 (HIGH SCHOOL DRAMA CLUB):							
25,550.00	0.00	25,550.00	16,715.27	408.50	5,110.00	3,724.73	85.42
*****TOTAL FOR FUND-SCC 200 9103 (HIGH SCHOOL MATH CLUB):							
52.70	0.00	52.70	0.00	0.00	0.00	52.70	0.00
*****TOTAL FOR FUND-SCC 200 9104 (HIGH SCHOOL LEADERSHIP COUNCIL):							
3,560.45	110.00	3,670.45	3,549.63	0.00	0.00	120.82	96.71

*** NOTE!! ONLY ACTIVE ACCOUNTS HAVE BEEN SELECTED, TOTALS MAY EXCLUDE AMOUNTS THAT ARE RELATED TO INACTIVE ACCOUNTS. ***

LEXINGTON LOCAL SCHOOLS
 Appropriation Account Summary
 SORTED BY FUND-SCC/ACCT

FYTD Appropriated	Prior FY Carryover Encumbrances	FYTD Expendable	FYTD Actual Expenditures	MTD Actual Expenditures	Current + Future Encumbrances	FYTD Remaining Balance	FYTD Percent Exp/Enc
*****TOTAL FOR FUND-SCC 200 9105 (HIGH SCHOOL FRENCH CLUB):							
417.37	0.00	417.37	104.00	0.00	0.00	313.37	24.92
*****TOTAL FOR FUND-SCC 200 9107 (HIGH SCHOOL SPANISH CLUB):							
1,564.97	0.00	1,564.97	468.93	0.00	0.00	1,096.04	29.96
*****TOTAL FOR FUND-SCC 200 9108 (HIGH SCHOOL LEO CLUB):							
4,361.41	144.47	4,505.88	687.95	411.00	0.00	3,817.93	15.27
*****TOTAL FOR FUND-SCC 200 9114 (HIGH SCHOOL STUDENT COUNCIL FUND):							
3,748.98	0.00	3,748.98	2,515.62	305.11	0.00	1,233.36	67.10
*****TOTAL FOR FUND-SCC 200 9115 (HIGH SCHOOL KEY CLUB):							
2,133.62	0.00	2,133.62	711.05	20.26	117.79	1,304.78	38.85
*****TOTAL FOR FUND-SCC 200 9116 (HIGH SCHOOL CHESS CLUB):							
371.00	0.00	371.00	0.00	0.00	0.00	371.00	0.00
*****TOTAL FOR FUND-SCC 200 9119 (HIGH SCHOOL YEARBOOK FUND):							
38,852.00	15,500.00	54,352.00	14,138.14	0.00	9,136.66	31,077.20	42.82
*****TOTAL FOR FUND-SCC 200 9120 (HIGH SCHOOL JOURNALISM FUND):							
665.44	0.00	665.44	160.00	130.00	0.00	505.44	24.04
*****TOTAL FOR FUND-SCC 200 9121 (HIGH SCHOOL NATIONAL HONOR SOCIETY):							
3,209.49	197.72	3,407.21	1,378.98	100.00	0.00	2,028.23	40.47
*****TOTAL FOR FUND-SCC 200 9201 (JUNIOR HIGH ART CLUB):							
665.63	0.00	665.63	0.00	0.00	0.00	665.63	0.00

*** NOTE!! ONLY ACTIVE ACCOUNTS HAVE BEEN SELECTED, TOTALS MAY EXCLUDE AMOUNTS THAT ARE RELATED TO INACTIVE ACCOUNTS. ***

LEXINGTON LOCAL SCHOOLS
 Appropriation Account Summary
 SORTED BY FUND-SCC/ACCT

FYTD Appropriated	Prior FY Carryover Encumbrances	FYTD Expendable	FYTD Actual Expenditures	MTD Actual Expenditures	Current + Future Encumbrances	FYTD Remaining Balance	FYTD Percent Exp/Enc
*****TOTAL FOR FUND-SCC 200 9204 (JUNIOR HIGH STUDENT COUNCIL FUND):							
1,165.50	0.00	1,165.50	1,094.88	244.24	0.00	70.62	93.94
*****TOTAL FOR FUND-SCC 200 9205 (JUNIOR HIGH LIBRARY CLUB):							
1,185.15	0.00	1,185.15	0.00	0.00	0.00	1,185.15	0.00
*****TOTAL FOR FUND-SCC 200 9301 (EASTERN ELEMENTARY STUDENT ACTIVITY FUND):							
3,115.03	0.00	3,115.03	1,712.30	110.25	0.00	1,402.73	54.97
*****TOTAL FOR FUND-SCC 200 9611 (HIGH SCHOOL INFORMED TEENS FUND):							
2,459.63	0.00	2,459.63	1,412.00	0.00	0.00	1,047.63	57.41
*****TOTAL FOR FUND-SCC 200 9612 (JUNIOR HIGH INFORMED TEENS FUND):							
686.90	0.00	686.90	514.30	0.00	0.00	172.60	74.87
*****TOTAL FOR FUND-SCC 300 9115 (JAZZ BAND):							
3,000.00	0.00	3,000.00	630.00	0.00	0.00	2,370.00	21.00
*****TOTAL FOR FUND-SCC 300 9116 (CHOIR):							
952.20	0.00	952.20	0.00	0.00	0.00	952.20	0.00
*****TOTAL FOR FUND-SCC 300 9206 (JUNIOR HIGH PHYS ED DEPARTMENT FUND):							
5,200.68	0.00	5,200.68	2,380.73	43.88	0.00	2,819.95	45.78
*****TOTAL FOR FUND-SCC 300 9210 (JR HIGH INSTRUMENTAL):							
41.03	0.00	41.03	0.00	0.00	0.00	41.03	0.00
*****TOTAL FOR FUND-SCC 300 9600 (ATHLETIC FUND):							
230,500.00	10,130.20	240,630.20	223,972.43	3,324.38	8,272.86	8,384.91	96.52

*** NOTE!! ONLY ACTIVE ACCOUNTS HAVE BEEN SELECTED, TOTALS MAY EXCLUDE AMOUNTS THAT ARE RELATED TO INACTIVE ACCOUNTS. ***

LEXINGTON LOCAL SCHOOLS
 Appropriation Account Summary
 SORTED BY FUND-SCC/ACCT

FYTD Appropriated	Prior FY Carryover Encumbrances	FYTD Expendable	FYTD Actual Expenditures	MTD Actual Expenditures	Current + Future Encumbrances	FYTD Remaining Balance	FYTD Percent Exp/Enc
*****TOTAL FOR FUND-SCC 300 9602 (ORCHESTRA):							
63.22	0.00	63.22	0.00	0.00	0.00	63.22	0.00
*****TOTAL FOR FUND-SCC 300 9603 (ELEMENTARY MUSIC):							
1,585.38	0.00	1,585.38	50.97	0.00	0.00	1,534.41	3.22
*****TOTAL FOR FUND-SCC 300 9605 (BAND):							
232.95	0.00	232.95	0.00	0.00	0.00	232.95	0.00
*****TOTAL FOR FUND-SCC 451 9018 (Network Connectivity FY 2018):							
9,000.00	0.00	9,000.00	9,000.00	0.00	0.00	0.00	100.00
*****TOTAL FOR FUND-SCC 499 9018 (SECONDARY TRANSITION ENHANCEMENT FUND):							
1,171.00	0.00	1,171.00	0.00	0.00	1,171.00	0.00	100.00
*****TOTAL FOR FUND-SCC 516 9017 (IDEA-B SPECIAL EDUCATION FY17):							
11,891.11	6,509.98	18,401.09	18,401.09	0.00	0.00	0.00	100.00
*****TOTAL FOR FUND-SCC 516 9018 (IDEA-B SPECIAL EDUCATION FY18):							
481,605.51	0.00	481,605.51	438,948.04	47,560.42	27,325.14	15,332.33	96.82
*****TOTAL FOR FUND-SCC 572 9017 (TITLE I FY17):							
17,168.17	4,441.79	21,609.96	21,609.96	0.00	0.00	0.00	100.00
*****TOTAL FOR FUND-SCC 572 9018 (TITLE I FY18):							
325,497.39	0.00	325,497.39	264,296.28	24,584.01	378.00	60,823.11	81.31
*****TOTAL FOR FUND-SCC 587 9018 (EARLY CHILDHOOD SPECIAL EDUCATION IDEA FY18):							
16,629.10	0.00	16,629.10	6,898.71	515.19	4,410.28	5,320.11	68.01

*** NOTE!! ONLY ACTIVE ACCOUNTS HAVE BEEN SELECTED, TOTALS MAY EXCLUDE AMOUNTS THAT ARE RELATED TO INACTIVE ACCOUNTS. ***

LEXINGTON LOCAL SCHOOLS
 Appropriation Account Summary
 SORTED BY FUND-SCC/ACCT

FYTD Appropriated	Prior FY Carryover Encumbrances	FYTD Expendable	FYTD Actual Expenditures	MTD Actual Expenditures	Current + Future Encumbrances	FYTD Remaining Balance	FYTD Percent Exp/Enc
*****TOTAL FOR FUND-SCC 590 9018 (TITLE II-A IMPROVING TEACHER QUALITY FY18):							
59,170.55	0.00	59,170.55	59,170.55	0.00	0.00	0.00	100.00
*****TOTAL FOR FUND-SCC 599 9018 (TITLE IV):							
10,000.00	0.00	10,000.00	6,600.00	0.00	3,400.00	0.00	100.00
*****GRAND TOTALS:							
32,848,920.68	283,182.79	33,132,103.47	31,540,883.78	2,848,671.73	117,789.32	1,473,430.37	95.55

*** NOTE!! ONLY ACTIVE ACCOUNTS HAVE BEEN SELECTED, TOTALS MAY EXCLUDE AMOUNTS THAT ARE RELATED TO INACTIVE ACCOUNTS. ***