


LEXINGTON LOCAL SCHOOLS



FINANCIAL REPORT
FOR THE PERIOD ENDING
APRIL 30, 2018

PREPARED BY
JASON WHITESEL, TREASURER

DATE: 05/01/2018
TIME: 16:25

LEXINGTON LOCAL SCHOOLS
CASH RECONCILIATION AS OF 04/30/2018

PAGE: 1
(USAEMSED)

	SUB-TOTALS	TOTALS
	-----	-----
Gross Depository Balances:		
RICHLAND BANK MMA 5719	\$ 4,323,591.54	
RICHLAND BANK SWEEP ACCT 3520	1,698,764.63	
RICHLAND BANK GENERAL ACCT 0580	300,907.00	
RICHLAND BANK ANTHEM SWEEP 3523	1,461,576.29	
RICHLAND BANK EE BENEFITS 3180	0.00	
RICHLAND BANK PAYROLL ACCT 9780	12,353.98	
RICHLAND BANK ATHLETIC ACCT 3280	3,250.45	

Total Depository Balances (Gross)		\$ 7,800,443.89
Adjustments to Bank Balance:		
Cash in Transit to Bank	\$ 6,010.19	
Outstanding Checks	125,496.44-	
Adjustments	396.19-	
Municipal Income Tax -\$396.19		

Total Adjustments to Bank Balance		119,882.44-
Investments:		
Treasury Bonds and Notes	\$ 1,075,284.50	
Certificate of Deposits	4,005,000.00	
Other Securities	0.00	
Other Investments:		
Richland Bank - Money Market	26,788.23	

Total Investments		5,107,072.73
Cash on Hand:		
Petty Cash:		
TREASURER'S OFFICE	\$ 100.00	
HIGH SCHOOL	50.00	
JUNIOR HIGH SCHOOL	50.00	
EASTERN, CENTRAL, WESTERN	250.00	
Change Cash:		
ATHLETIC CHANGE	\$ 3,000.00	
CAFETERIA CHANGE	440.00	
JUNIOR HIGH SCHOOL	100.00	
Cash with Fiscal Agent	0.00	

Total Cash on Hand		3,990.00

Total Balances		\$ 12,791,624.18
		=====
Total Fund Balance		\$ 12,791,624.18
		=====
Depository Clearance Accounts:		

Total Clearance Account Balances		\$ 0.00

James D. Whitfield

April 01, 2018 To April 30, 2018

Account Name : Lexington Local SD Managing Agency

Account No : 5750

Summary Of Investment Holdings

Quantity	Description			Unit Value	Market Value	Tax Cost	Estimated Ann Inc	Yield To Mkt
Money Markets - Taxable								
26,788.23	Northern Instl Government Select Portfolio			1.0000	26,788.23	26,788.23	324.14	1.21%
Totals					26,788.23	26,788.23	324.14	1.21%
Marketable CDs								
150,000	Comenity Capital Bank	1.150%	08/29/2018	99.7214	149,582.10	150,000.00	1,725.00	1.15%
200,000	Franklin Synergy Bank	1.100%	10/09/2018	99.7449	199,489.80	200,000.00	2,200.00	1.10%
200,000	Farm Bureau Bank NV	1.100%	12/17/2018	99.4654	198,930.80	200,000.00	2,200.00	1.11%
150,000	Ally Bank Midvale UT	1.450%	02/11/2019	99.6859	149,528.85	150,000.00	2,175.00	1.45%
200,000	Capital One Bank USA NA	1.200%	08/12/2019	98.4837	196,967.40	200,000.00	2,400.00	1.22%
100,000	First Financial NW Inc WA	1.450%	08/19/2019	98.9238	98,923.80	100,000.00	1,450.00	1.47%
200,000	Abacus Federal Svgs Bk NY	1.250%	09/17/2019	98.5273	197,054.60	200,000.00	2,500.00	1.27%
30,000	First General Bank	2.200%	01/21/2020	99.5293	29,858.79	30,000.00	660.00	2.21%
200,000	Alma Bank NY	1.300%	06/10/2020	97.2797	194,559.40	200,000.00	2,600.00	1.34%
150,000	Community Fin'l Svcs Bk KY	1.500%	08/19/2020	97.3889	146,083.35	150,000.00	2,250.00	1.54%
200,000	Marlin Business Bank	1.850%	10/13/2020	97.9726	195,945.20	200,000.00	3,700.00	1.89%
175,000	Unison Bank	1.500%	11/25/2020	98.2201	171,885.18	175,000.00	2,625.00	1.53%
200,000	Goldman Sachs Bank USA	1.850%	02/17/2021	97.4923	194,984.60	200,000.00	3,700.00	1.90%
200,000	MB Financial Bank NA	1.400%	03/30/2021	95.3712	190,742.40	200,000.00	2,800.00	1.47%
100,000	BankVista Sartell MN	1.400%	04/06/2021	96.0157	96,015.70	100,000.00	1,400.00	1.46%
200,000	Bank of Santa Clarita CA	1.400%	04/15/2021	95.9673	191,934.60	200,000.00	2,800.00	1.46%
125,000	HSBC Bank USA NA	2.150%	07/26/2021	97.9050	122,381.25	125,000.00	2,687.50	2.20%
200,000	Stearns Bank NA	1.950%	09/29/2021	97.1345	194,269.00	200,000.00	3,900.00	2.01%
200,000	Bridgewater Bk Bloom MN	1.900%	02/28/2022	96.6188	193,237.60	200,000.00	3,800.00	1.97%
200,000	Continental Bank UT	1.900%	06/22/2022	96.2631	192,526.20	200,000.00	3,800.00	1.97%
200,000	American Expr Centurion	2.400%	09/12/2022	97.3090	194,618.00	200,000.00	4,800.00	2.47%
200,000	Discover Bank	2.250%	09/27/2022	97.2737	194,547.40	200,000.00	4,500.00	2.31%
200,000	Sallie Mae Bank SLC UT	2.500%	12/13/2022	98.0522	196,104.40	200,000.00	5,000.00	2.55%

April 01, 2018 To April 30, 2018

Account Name : Lexington Local SD Managing Agency

Account No : 5750

Summary Of Investment Holdings

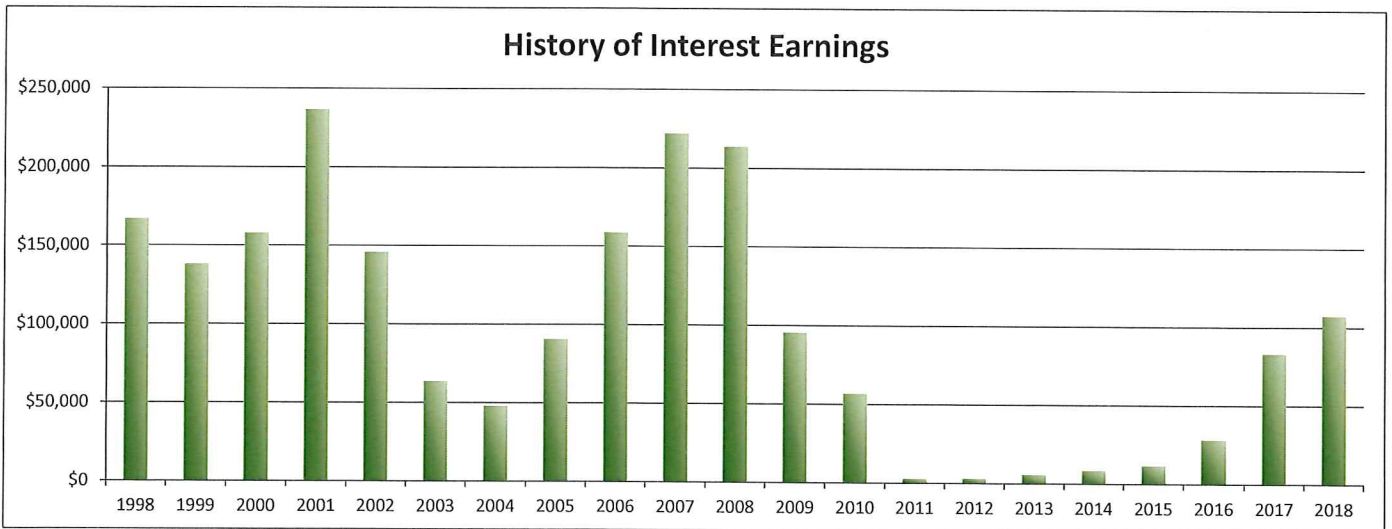
Quantity	Description			Unit Value	Market Value	Tax Cost	Estimated Ann Inc To Mkt	Yield
25,000	State Bank of India NY	3.000%	03/06/2023	100.0049	25,001.23	25,000.00	750.00	3.00%
<i>Totals</i>					3,915,171.65	4,005,000.00	66,422.50	1.70%
<u>U.S. Govt Agy - Exempt State</u>								
125,000	FHLB	1.050%	06/04/2018	99.9325	124,915.63	124,987.50	1,312.50	1.05%
150,000	FHLB	1.000%	08/28/2018	99.6909	149,536.35	150,000.00	1,500.00	1.00%
<i>Totals</i>					274,451.98	274,987.50	2,812.50	1.02%
<u>U.S. Govt Agy - Non-Exempt State</u>								
300,000	FHLMC	1.350%	03/29/2019	99.1376	297,412.80	300,297.00	4,050.00	1.36%
200,000	FHLMC	1.300%	10/25/2019	98.2133	196,426.60	200,000.00	2,600.00	1.32%
300,000	FNMA	1.300%	07/28/2020	97.2544	291,763.20	300,000.00	3,900.00	1.34%
<i>Totals</i>					785,602.60	800,297.00	10,550.00	1.34%
<i>Grand Total</i>					5,002,014.46	5,107,072.73	80,109.14	1.60%

LEXINGTON LOCAL SCHOOLS
INVESTMENT REPORT FOR THE MONTH ENDING
APRIL 30, 2018

INTEREST EARNED:	THIS MONTH	FISCAL YEAR TO DATE
Richland Bank, General Sweep	\$3,068.60	\$12,658.67
Richland Bank, General MMA	\$4,052.19	\$32,356.81
Richland Bank, Anthem Sweep	\$1,585.03	\$8,854.04
Star Ohio	\$0.00	\$0.00
CDs, Bonds, and other investments	\$6,022.10	\$53,624.13
TOTAL INTEREST RECEIVED	\$14,727.92	\$107,493.65

History of Interest Earnings	Fiscal Year	Interest Earnings
	1998	\$ 167,057.52
	1999	\$ 138,113.69
	2000	\$ 157,991.72
	2001	\$ 236,839.79
	2002	\$ 146,052.34
	2003	\$ 63,712.36
	2004	\$ 47,970.95
	2005	\$ 90,719.94
	2006	\$ 158,724.51
	2007	\$ 221,998.86
	2008	\$ 213,660.34
	2009	\$ 95,639.63
	2010	\$ 56,860.22
	2011	\$ 3,001.78
	2012	\$ 3,090.00
	2013	\$ 5,758.97
	2014	\$ 8,349.92
	2015	\$ 11,765.22
	2016	\$ 28,300.22
	2017	\$ 83,194.26
FISCAL Year To Date	2018	\$107,493.65

Total Interest Earnings 1998 to Present \$ 2,046,295.89



Processing Month: April 2018

(FINSUM)

LEXINGTON LOCAL SCHOOLS

Fnd	Sec	Description	Beginning Balance	MTD Revenues	FYTD Revenues	MTD Expenditures	FYTD Expenditures	Current Available Balance
001	0000	GENERAL FUND	9,518,883.84	2,724,579.93	21,870,867.37	2,265,694.20	20,234,262.23	11,155,488.98
001	9412	GENERAL BUDGET RESERVE SE	87,928.97	.00	.00	.00	.00	87,928.97
002	0000	BOND RETIREMENT FUND	1,925.89	.00	.00	.00	.00	1,925.89
003	0000	PERMANENT IMPROVEMENT FUN	97,922.89	61,529.70	660,810.49	8,850.03	725,506.52	33,226.86
006	0000	FOOD SERVICE FUND	12.48	47,486.67	523,730.00	61,751.17	622,860.18	99,117.70-
007	9100	LEXINGTON MINUTEMEN ACADE	14,832.85	66.33	5,909.74	.00	6,658.72	14,083.87
007	9800	TERRY McCAMMON SCHOLARSHI	13,193.28	215.09	322.04	.00	500.00	13,015.32
018	9100	HIGH SCHOOL PRINCIPAL'S F	2,582.65	5,568.43	10,558.52	422.70	5,240.74	7,900.43
018	9200	JUNIOR HIGH PRINCIPAL'S F	1,836.16	166.00	5,113.79	.00	941.00	6,008.95
018	9300	EASTERN PRINCIPAL'S FUND	9,419.21	85.72	6,069.81	1,249.77	10,614.85	4,874.17
018	9301	EASTERN ELEMENTARY BOOKFA	10,291.12	.00	1,281.50	197.40	1,360.86	10,211.76
018	9302	EASTERN ELEMENTARY MATH	1,072.16	.00	1,226.00	82.44	693.86	1,604.30
018	9400	CENTRAL PRINCIPAL'S FUND	7,558.44	940.02	4,714.23	.00	2,294.21	9,978.46
018	9401	CENTRAL ELEMENTARY BOOKFA	3,701.28	.00	3,360.95	34.95	3,829.83	3,232.40
018	9402	CENTRAL ELEMENTARY ART	1,109.00	.00	.00	.00	.00	1,109.00
018	9500	WESTERN PRINCIPAL'S FUND	12,077.85	50.51	4,983.49	118.93	2,250.33	14,811.01
018	9501	WESTERN ELEMENTARY BOOKFA	2,986.55	.00	4,634.82	409.33	5,237.20	2,384.17
018	9503	WESTERN ELEMENTARY ART	839.42	.00	.00	.00	.00	839.42
018	9901	JUNIOR HIGH TEACHER ADVIS	109.25	.00	.00	.00	.00	109.25
019	9001	ACADEMIC BOOSTERS GRANTS	769.07	.00	.00	.00	.00	769.07
019	9121	CENTRAL ELEMENTARY PTO GR	811.03	15.57	1,137.51	.00	586.52	1,362.02
019	9122	EASTERN ELEMENTARY PTO GR	2,355.89	15.57	1,137.49	.00	3,150.80	342.58
019	9123	WESTERN ELEMENTARY PTO GR	3,808.64	15.57	1,137.48	.00	1,141.04	3,805.08
019	9200	RICHLAND COUNTY FOUNDATIO	200.00	.00	.00	.00	.00	200.00
019	9208	RICHLAND CO FOUN--BUILD A	10.32	10.32-	10.32-	.00	.00	.00
019	9209	RICH CO FOUN--LEARN TO RE	59.95	59.95-	59.95-	.00	.00	.00
019	9210	RICH CO FOUN--MULTI-SENS	.46	.46-	.46-	.00	.00	.00
019	9211	RICH CO FOUN--BEE AWARENE	17.58	17.58-	17.58-	.00	.00	.00
019	9212	RICH CO FOUN--DONT LET TH	19.17	19.17-	19.17-	.00	.00	.00
019	9213	RICH CO FOUN--BRAIN GAMES	.00	.00	1,500.00	506.82	1,278.49	221.51
019	9214	RICH CO FOUN--TALKING SEN	.00	.00	1,269.63	.00	593.01	676.62
019	9215	RICH CO FOUN--SEE THE CIV	.00	.00	117.55	.00	.00	117.55
019	9216	RICH CO FOUN--SCIENCE OLY	.00	.00	1,500.00	.00	1,031.15	468.85
019	9217	RICH CO FOUN--KICK BACK W	.00	.00	902.25	.00	902.25	.00
019	9301	RICH CO FOUN--SECO ROBOTI	.00	15,000.00	15,500.00	.00	.00	15,500.00
019	9502	RICHLAND CO HMG SENSORY G	2,000.00	.00	.00	.00	2,000.00	.00
022	9601	OHSAW TOURNAMENT AGENCY F	2,257.26	.00	48,149.56	14,167.72	43,406.91	6,999.91
024	0000	EMPLOYEE BENEFITS FUND FO	920,435.01	429,956.60	4,055,890.79	448,218.98	3,514,749.51	1,461,576.29
200	9101	HIGH SCHOOL ART CLUB	93.76	.00	.00	.00	.00	93.76
200	9102	HIGH SCHOOL DRAMA CLUB	31,925.52	1,455.00	15,892.50	4,662.89	12,006.77	35,811.25
200	9103	HIGH SCHOOL MATH CLUB	52.70	.00	.00	.00	.00	52.70
200	9104	HIGH SCHOOL LEADERSHIP CO	414.45	400.00	3,682.00	.00	3,314.00	782.45
200	9105	HIGH SCHOOL FRENCH CLUB	177.37	.00	184.00	104.00	104.00	257.37
200	9107	HIGH SCHOOL SPANISH CLUB	774.97	.00	380.00	372.00	468.93	686.04
200	9108	HIGH SCHOOL LEO CLUB	2,948.88	109.65	919.99	125.00	276.95	3,591.92
200	9114	HIGH SCHOOL STUDENT COUNC	2,876.98	.00	480.00	854.83	1,690.69	1,666.29

Fnd	Sec	Description	Beginning Balance	MTD Revenues	FYTD Revenues	MTD Expenditures	FYTD Expenditures	Current Available Balance
200	9115	HIGH SCHOOL KEY CLUB	1,767.62	.00	436.00	.00	615.79	1,587.83
200	9116	HIGH SCHOOL CHESS CLUB	321.00	.00	.00	.00	.00	321.00
200	9119	HIGH SCHOOL YEARBOOK FUND	53,327.14	1,650.00	11,807.73	2,714.80	10,449.60	54,685.27
200	9120	HIGH SCHOOL JOURNALISM FU	665.44	.00	.00	.00	30.00	635.44
200	9121	HIGH SCHOOL NATIONAL HONO	641.21	.00	1,390.00	.00	1,278.98	752.23
200	9201	JUNIOR HIGH ART CLUB	389.63	.00	95.50	.00	.00	485.13
200	9204	JUNIOR HIGH STUDENT COUNC	296.50	.00	1,550.50	.00	520.64	1,326.36
200	9205	JUNIOR HIGH LIBRARY CLUB	631.15	.00	553.50	.00	.00	77.65
200	9301	EASTERN ELEMENTARY STUDEN	670.03	.00	2,224.68	105.08	1,420.13	1,474.58
200	9611	HIGH SCHOOL INFORMED TEEN	913.63	.00	1,402.00	10.00	1,412.00	903.63
200	9612	JUNIOR HIGH INFORMED TEEN	202.90	10.86	231.46	38.20	88.20	346.16
300	9115	JAZZ BAND	2,327.81	.00	458.00	630.00	630.00	2,155.81
300	9116	CHOIR	902.20	.00	200.00	.00	.00	1,102.20
300	9206	JUNIOR HIGH PHYS ED DEPAR	2,560.68	300.00	2,790.00	381.24	2,336.85	3,013.83
300	9210	JR HIGH INSTRUMENTAL	41.03	.00	.00	.00	.00	41.03
300	9600	ATHLETIC FUND	22,543.12	9,478.75	206,064.28	15,477.42	208,619.13	19,988.27
300	9601	ATHLETIC CAPITAL FUND	.00	.00	13,000.00	.00	.00	13,000.00
300	9602	ORCHESTRA	63.22	.00	.00	.00	.00	63.22
300	9603	ELEMENTARY MUSIC	1,362.38	276.00	276.00	9.50	50.97	1,587.41
300	9605	BAND	232.95	.00	.00	.00	.00	232.95
451	9018	Network Connectivity FY 2	.00	.00	9,000.00	.00	9,000.00	.00
516	9017	IDEA-B SPECIAL EDUCATION	41,548.28	.00	59,949.37	.00	18,401.09	.00
516	9018	IDEA-B SPECIAL EDUCATION	.00	.00	275,454.52	62,603.50	352,886.56	77,432.04
572	9017	TITLE I FY17	88,024.70	.00	109,634.66	.00	21,609.96	.00
572	9018	TITLE I FY18	.00	.00	185,368.14	25,056.95	214,203.48	28,835.34
587	9017	EARLY CHILDHOOD SPECIAL E	293.23	.00	293.23	.00	.00	.00
587	9018	EARLY CHILDHOOD SPECIAL E	.00	.00	5,608.81	165.58	5,785.73	176.92
590	9018	TITLE II-A IMPROVING TEAC	.00	.00	48,355.66	7,077.74	56,113.95	7,758.29
599	9018	TITLE IV	.00	.00	4,050.00	2,550.00	6,600.00	2,550.00
Grand Total All Funds			10,720,285.73	3,299,264.49	28192,343.06	2,924,643.17	26121,004.61	12791,624.18
Total Invested Funds			.00					

SCHOOL DISTRICT: LEXINGTON LOCAL SCHOOLS

IRN # 049437

COUNTY: RICHLAND

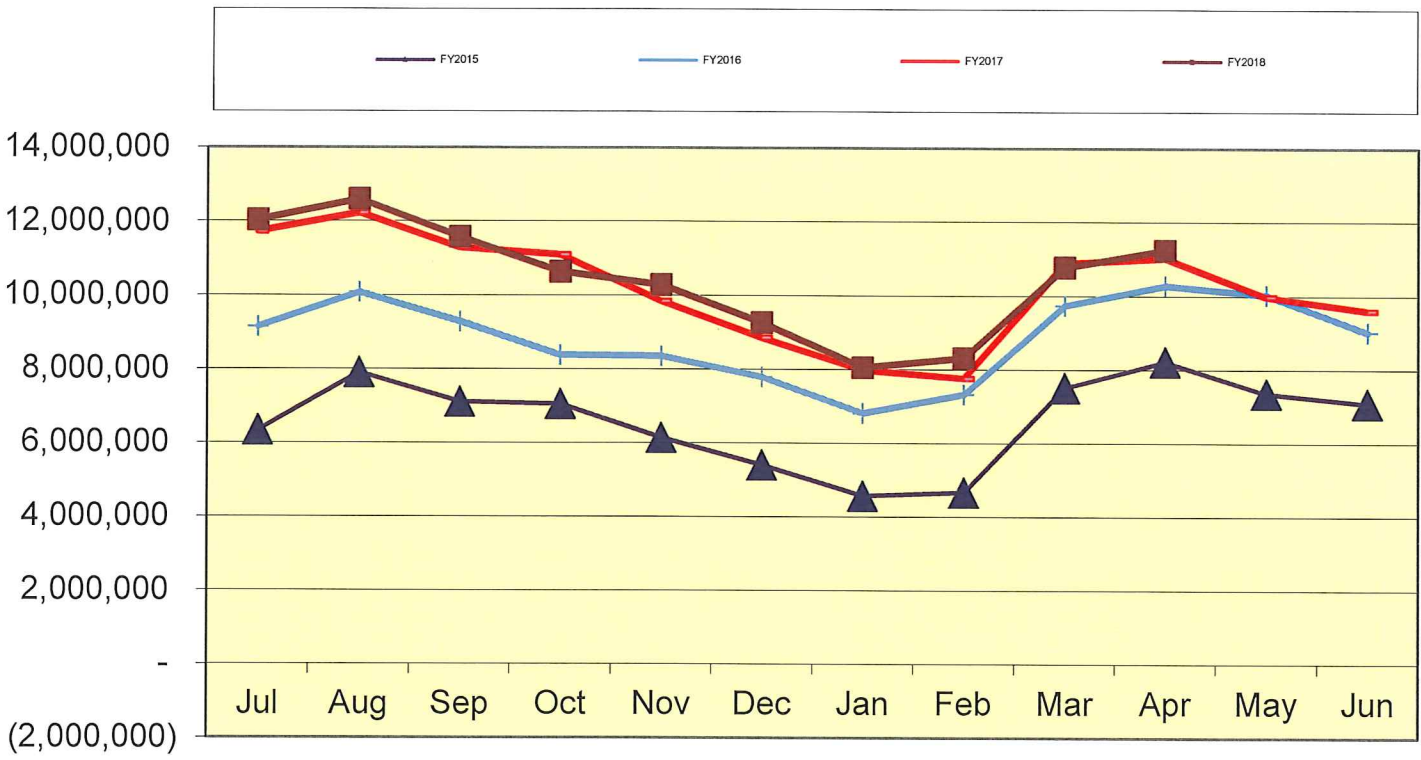
FISCAL YEAR: 2018 MONTH: 04

	MONTHLY ESTIMATE	MONTHLY ACTUAL	MONTHLY DIFFERENCE	FISCAL YTD ESTIMATE	FISCAL YTD ACTUAL	FISCAL YTD DIFFERENCE
REVENUES						
01.010 General Property (Real Estate)	1,312,005	1,521,623	209,618	10,745,948	10,937,908	191,960
01.020 Tangible Personal Property Tax	242,216	251,358	9,142	501,726	534,547	32,821
01.030 Income Tax	0	0	0	0	0	0
01.035 Unrestricted Grants-in-Aid	850,000	835,420	14,580	8,566,000	8,765,542	199,542
01.040 Restricted Grants-in-Aid	7,000	6,319	681	67,600	62,566	5,034
01.045 Restricted Grants-in-Aid - SFSF	0	0	0	0	0	0
01.050 Property Tax Allocation	0	47,629	47,629	934,500	924,943	9,557
01.060 All Other Operating Revenue	30,000	62,232	32,232	370,000	530,508	160,508
01.070 Total Revenue	2,441,221	2,724,581	283,360	21,185,774	21,756,014	570,240
OTHER FINANCING SOURCES						
02.010 Proceeds from Sale of Notes	0	0	0	0	0	0
02.020 State Emergency Loans & Advancements (Approved)	0	0	0	0	0	0
02.040 Operating Transfers-In	0	0	0	0	0	0
02.050 Advances-In	0	0	0	0	0	0
02.060 All Other Financing Sources	0	0	0	51,000	114,856	63,856
02.070 Total Other Financing Sources	0	0	0	51,000	114,856	63,856
02.080 Total Revenues and Other Financing Sources	2,441,221	2,724,581	283,360	21,236,774	21,870,870	634,096
EXPENDITURES						
03.010 Personal Services	1,070,000	1,081,010	11,010	10,592,000	10,602,371	10,371
03.020 Employees' Retirement/Insurance Benefits	505,000	526,174	21,174	5,067,000	5,194,980	127,980
03.030 Purchased Services	400,000	429,779	29,779	3,299,000	3,376,679	77,679
03.040 Supplies and Materials	40,000	63,158	23,158	643,000	652,561	9,561
03.050 Capital Outlay	3,000	12,294	9,294	92,595	106,754	14,159
03.060 Intergovernmental	0	0	0	0	0	0
04.010 Debt Service: All Principal (Historical)	0	0	0	0	0	0
04.020 Debt Service: Principal - Notes	0	0	0	0	0	0
04.030 Debt Service: Principal - State Loans	0	0	0	0	0	0
04.040 Debt Service: Principal - State Advancements	0	0	0	0	0	0
04.050 Debt Service: Principal - HB 264 Loans	0	0	0	0	0	0
04.055 Debt Service: Principal - Other	0	0	0	0	0	0
04.060 Debt Service: Interest and Fiscal Charges	0	0	0	0	0	0
04.300 Other Objects	128,000	153,279	25,279	299,000	300,919	1,919
04.500 Total Expenditures	2,146,000	2,265,694	119,694	19,992,595	20,234,264	241,669
OTHER FINANCING USES						
05.010 Operating Transfers - Out	0	0	0	0	0	0
05.020 Advances - Out	0	0	0	0	0	0
05.030 All Other Financing Uses	0	0	0	0	0	0
05.040 Total Other Financing Uses	0	0	0	0	0	0
05.050 Total Expenditure and Other Financing Uses	2,146,000	2,265,694	119,694	19,992,595	20,234,264	241,669
06.010 Excess Rev & Oth Financing Sources over(under) Exp &	295,221	458,887	163,666	1,244,179	1,636,606	392,427
07.010 Beginning Cash Balance	10,555,771	10,784,532	228,761	9,606,813	9,606,813	0
07.020 Ending Cash Balance	10,850,992	11,243,419	392,427	10,850,992	11,243,419	392,427
08.010 Outstanding Encumbrances	750,000	760,699	10,699	750,000	760,699	10,699

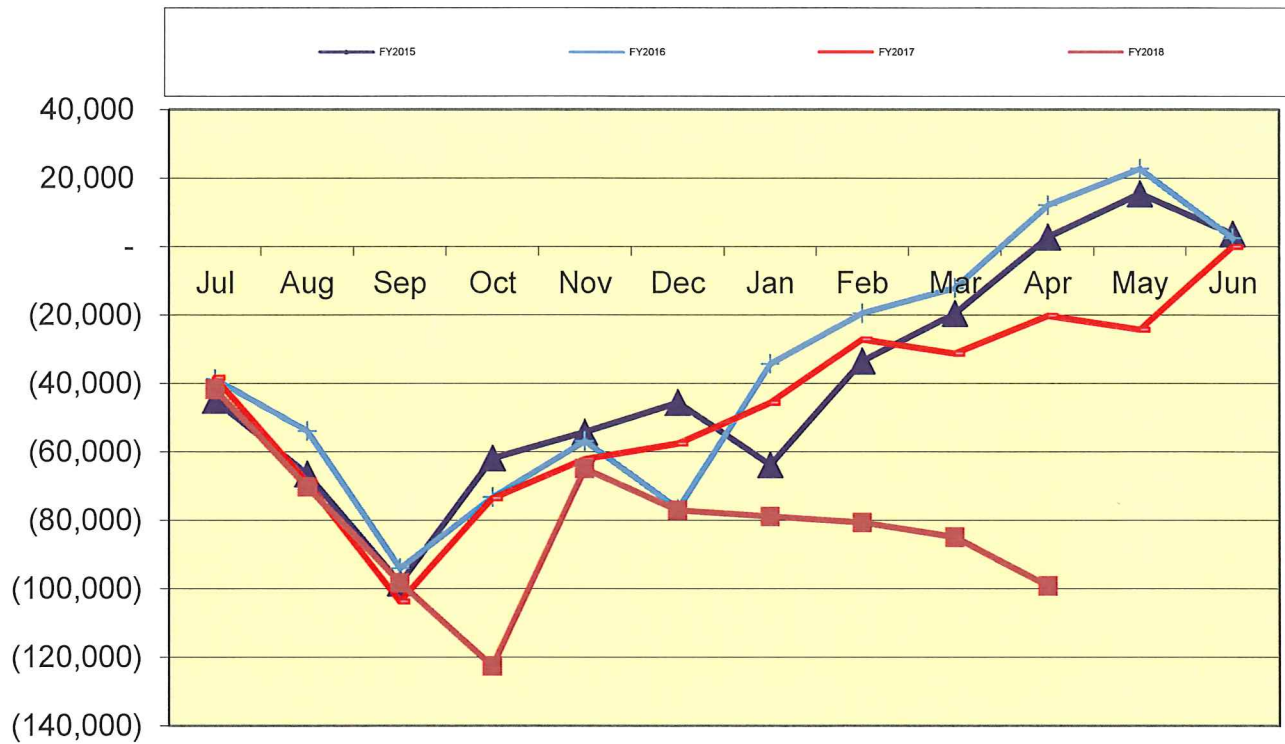
**LEXINGTON LOCAL SCHOOL DISTRICT
GENERAL FUND ONLY 2017-18
SUMMARY OF RECEIPTS AND EXPENDITURES - FIVE YEAR FORECAST FORMAT**

LINE 7.010	BEGINNING CASH BALANCE		\$ 9,606,813		
	4/30/2018	FISCAL YEAR TO DATE Estimate	FISCAL YEAR TO DATE Actual	VARIANCE Estimate vs. Actual	PERCENT of VARIANCE
REVENUES					
LINE 1.010	Real Estate Tax	\$ 10,745,948	\$ 10,937,908	\$191,960	1.79%
LINE 1.020	Personal Property Tax	\$ 501,726	\$ 534,547	\$32,821	6.54%
LINE 1.030	Income Tax	\$ -	\$ -	\$0	
LINE 1.035	State Funding	\$ 8,566,000	\$ 8,765,542	\$199,542	2.33%
LINE 1.040	Career Tech / Economic Disadv.	\$ 67,600	\$ 62,566	(\$5,034)	-7.45%
LINE 1.050	Property Tax Allocation	\$ 934,500	\$ 924,943	(\$9,557)	-1.02%
LINE 1.060	Other Operating Revenue	\$ 370,000	\$ 530,508	\$160,508	43.38%
LINE 1.070	TOTAL REVENUE	\$ 21,185,774	\$ 21,756,014	\$570,240	2.69%
			\$ -		
LINE 2.01	Proceeds from Notes	\$ -	\$ -	\$0	
LINE 2.04	Transfers In	\$ -	\$ -	\$0	
LINE 2.050	Advances In	\$ -	\$ -	\$0	#DIV/0!
LINE 2.060	Other Financing Sources	\$ 51,000	\$ 114,856	\$63,856	125.21%
LINE 2.070	TOTAL OTHER SOURCES	\$ 51,000	\$ 114,856	\$63,856	125.21%
LINE 2.080	TOTAL REVENUES & Sources	\$ 21,236,774	\$ 21,870,870	\$634,096	2.99%
EXPENSES					
LINE 3.010	Salaries	\$ 10,592,000	\$ 10,602,371	(\$10,371)	-0.10%
LINE 3.020	Retirement and Benefits	\$ 5,067,000	\$ 5,194,980	(\$127,980)	-2.53%
LINE 3.030	Purchased Services	\$ 3,299,000	\$ 3,376,679	(\$77,679)	-2.35%
LINE 3.040	Supplies and Materials	\$ 643,000	\$ 652,561	(\$9,561)	-1.49%
LINE 3.050	Capital Outlay and Equipment	\$ 92,595	\$ 106,754	(\$14,159)	-15.29%
LINE 3.06	INTERGOVERNMENTAL	\$ -	\$ -	\$0	
LINE 4.020	DEBT SERVICE - Notes	\$ -	\$ -	\$0	
LINE 4.060	DEBT SERVICE - Interest charges	\$ -	\$ -	\$0	
LINE 4.300	Other Objects	\$ 299,000	\$ 300,919	(\$1,919)	-0.64%
LINE 4.500	TOTAL EXPENDITURES	\$ 19,992,595	\$ 20,234,264	(\$241,669)	-1.21%
LINE 5.00	TRANSFERS OUT	\$ -	\$ -	\$0	
LINE 5.02	ADVANCES OUT	\$ -	\$ -	\$0	
LINE 5.03	ALL OTHER USES	\$ -	\$ -	\$0	
LINE 5.040	TOTAL OTHER USES	\$ -	\$ -	\$0	
LINE 5.050	TOTAL EXPENDITURES & USES	\$ 19,992,595	\$ 20,234,264	(\$241,669)	-1.21%
		Estimate	Actual	Variance	
LINE 6.010	REVENUES OVER EXPENSES	\$ 1,244,179	\$ 1,636,606	\$392,427	
LINE 7.020	ENDING CASH BALANCE	\$ 10,850,992	\$ 11,243,419	\$392,427	
	Less Reserves	\$ (87,929)	\$ (87,929)	\$ -	
LINE 8.010	Less Outstanding Encumbrances	\$ (750,000)	\$ (760,699)	\$ (10,699)	1.43%
LINE 15.010	Unreserved Fund Balance	\$ 10,013,063	\$ 10,394,791	\$381,728	3.81%
		Estimate	Actual	Benchmark Yr. End	
	Salaries/Benefits as % of Revenue	73.9%	72.6%	80.1% or below	
	True Days Cash - Calendar Days on which can operate	152	156	90 or above optimal	

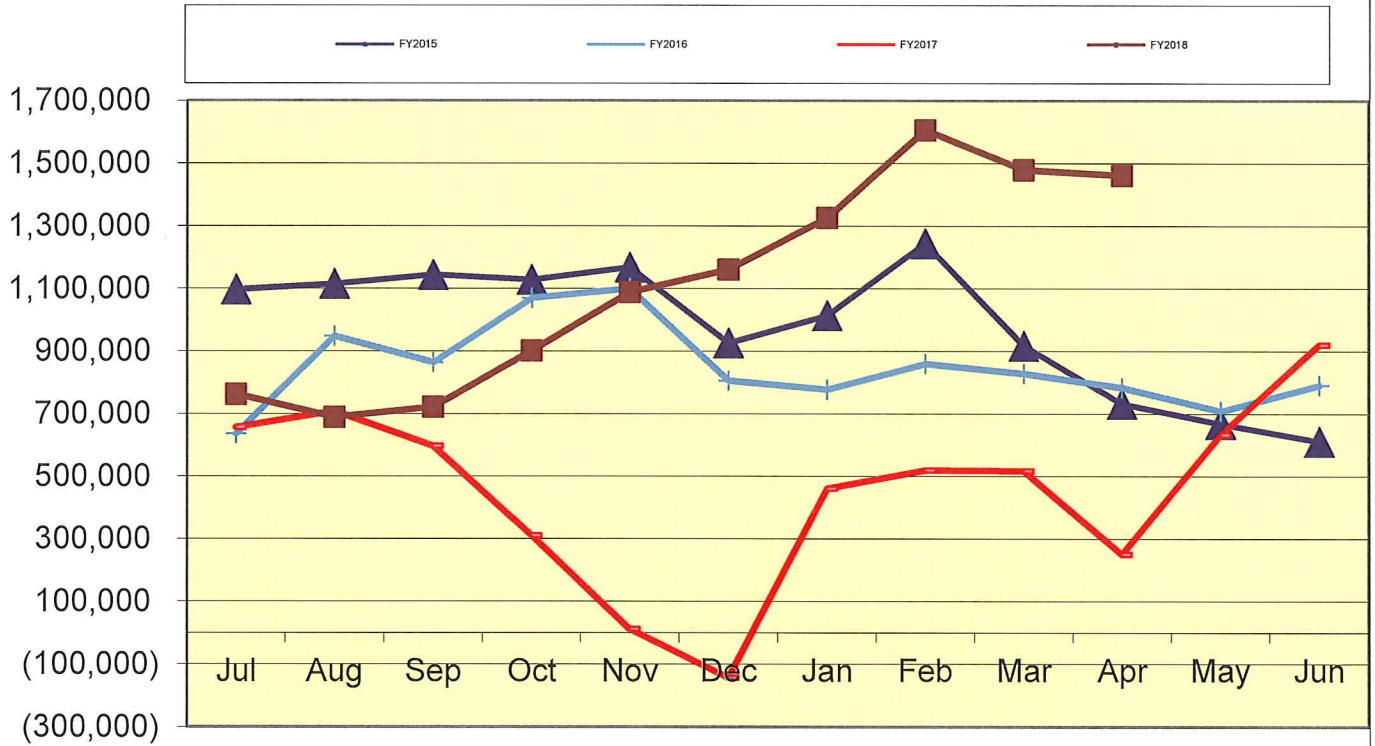
Lexington Local Schools General Fund Cash Balance



Lexington Local Schools Food Service Fund Cash Balance



Lexington Local Schools Employee Benefits Fund Cash Balance



Lexington Local Schools

Permanent Improvement Fund
4/30/2018

	Budgeted Amount	Actual Fiscal Year Expended	Current Encumbrances	Expenses / Encumbrances Over/Under Estimate	Remaining Estimated PI Project Costs
Instruction and Administration					
JH Science Lab	\$ 7,817.40	\$ 5,678.71	\$ -	\$2,138.69	\$0.00
Go Math (Western/Central/Eastern)	\$ 8,208.00	\$ 8,208.00	\$ -	\$0.00	\$0.00
JH PE Equipment	\$ 510.53	\$ 210.52	\$ -	\$300.01	\$0.00
Western Classroom Storage/Activity Table	\$ 1,198.55	\$ 1,046.93	\$ 82.00	\$69.62	\$0.00
Curriculum Cubicle Equipment	\$ 1,085.00	\$ 1,085.00	\$ -	\$0.00	\$0.00
Western Classroom Activity Table	\$ 965.77	\$ 865.01	\$ -	\$100.76	\$0.00
Central Storage Cabinet	\$ 1,238.86	\$ 1,238.86	\$ -	\$0.00	\$0.00
Central Playground Equipment	\$ 1,866.15	\$ 1,741.48	\$ -	\$124.67	\$0.00
Central Classroom Roller Map	\$ 170.42	\$ 170.42	\$ -	\$0.00	\$0.00
HS Graphing Calculators	\$ 3,532.30	\$ 3,149.70	\$ -	\$382.60	\$0.00
Central Grade 2 Smart Sets	\$ 2,294.00	\$ 2,142.00	\$ -	\$152.00	\$0.00
HS Psychology Textbooks	\$ 6,006.82	\$ 5,841.04	\$ -	\$165.78	\$0.00
HS Algebra II Textbooks w/Embedded Aleks	\$ 26,442.49	\$ 25,729.56	\$ -	\$712.93	\$0.00
HS AP College Physics Textbooks	\$ 10,494.77	\$ 10,494.77	\$ -	\$0.00	\$0.00
HS Chemistry Textbooks	\$ 19,543.12	\$ 19,543.12	\$ -	\$0.00	\$0.00
HS Accounting Textbooks	\$ 7,412.50	\$ 7,412.50	\$ -	\$0.00	\$0.00
HS Biology Textbooks	\$ 2,920.48	\$ 2,920.50	\$ -	(\$0.02)	\$0.00
HS Business Textbooks	\$ 645.00	\$ 645.00	\$ -	\$0.00	\$0.00
HS American Government Textbooks	\$ 403.00	\$ 403.00	\$ -	\$0.00	\$0.00
Central Discovery Link Science	\$ 1,509.00	\$ -	\$ -	\$1,509.00	\$0.00
Literacy Footprints - 1st Grade Kit	\$ 3,937.50	\$ 3,937.50	\$ -	\$0.00	\$0.00
Literacy Footprints - 2nd Grade Kit Central	\$ 2,409.75	\$ 2,409.75	\$ -	\$0.00	\$0.00
Western Classroom Books - 100 Book Challenge	\$ 4,200.00	\$ 4,200.00	\$ -	\$0.00	\$0.00
Western Classroom Fiction Short Reads	\$ 2,375.00	\$ 2,588.75	\$ -	(\$213.75)	\$0.00
Central Classroom Fiction Short Reads	\$ 4,083.20	\$ 3,712.00	\$ -	\$371.20	\$0.00
Central Classroom Non-Fiction Short Reads	\$ 985.00	\$ 984.27	\$ -	\$0.73	\$0.00
Central Classroom Books	\$ 336.05	\$ 336.05	\$ -	\$0.00	\$0.00
Central Fraction/Decimal Teaching Kit	\$ 109.93	\$ 104.43	\$ -	\$5.50	\$0.00
Central Teacher Synergy Classroom Bundle Kits	\$ 231.50	\$ 229.09	\$ -	\$2.41	\$0.00
Central Classroom Guided Reading Books	\$ 4,059.35	\$ 3,531.56	\$ -	\$527.79	\$0.00
Central Comprehensive Series - 3.5-5.0	\$ 227.10	\$ 227.10	\$ -	\$0.00	\$0.00
Central Learn Our History Classroom Material	\$ 77.50	\$ 77.50	\$ -	\$0.00	\$0.00
Central Liberty Kids Complete Series: 4 DVD Set	\$ 11.99	\$ 12.97	\$ -	(\$0.98)	\$0.00
Central Music	\$ 1,558.12	\$ 1,439.92	\$ -	\$118.20	\$0.00
Central Rekenrek Counting Frame	\$ 495.00	\$ 448.00	\$ -	\$47.00	\$0.00
Central Blinds	\$ 375.00	\$ -	\$ 375.00	\$0.00	\$0.00
Central Classroom Books	\$ 1,200.00	\$ 1,007.77	\$ -	\$192.23	\$0.00
Western Desk Work Station	\$ 141.79	\$ 140.28	\$ -	\$1.51	\$0.00
Western Classroom Equipment (Stability Ball/NeoRak Stool)	\$ 729.29	\$ 647.29	\$ -	\$82.00	\$0.00
Central/Eastern Classroom Fiction Short Reads	\$ 2,604.40	\$ 2,376.92	\$ 400.68	(\$173.20)	\$0.00
Eastern Classroom Chairs/Desks - New 4th Grade	\$ 2,972.10	\$ 2,972.10	\$ -	\$0.00	\$0.00
HS World History/Geography Texts	\$ 983.19	\$ -	\$ 983.19	\$0.00	\$0.00
Central PA System	\$ 4,324.44	\$ -	\$ 4,324.44	\$0.00	\$0.00
Central Radios	\$ 1,294.30	\$ -	\$ 1,294.30	\$0.00	\$0.00
Eastern Robotics	\$ 15,000.00	\$ -	\$ 15,000.00	\$0.00	\$0.00
Maintenance					
HS Roof Project	\$ 183,000.00	\$ 181,650.00	\$ -	\$1,350.00	\$0.00
JH Chair Lift	\$ 36,000.00	\$ 35,000.00	\$ -	\$1,000.00	\$0.00
HS Security Update (Locks, Keys, Panic Devices)	\$ 3,445.00	\$ 3,610.00	\$ -	(\$165.00)	\$0.00
Central Roof Project	\$ 6,992.00	\$ -	\$ 6,992.00	\$0.00	\$0.00
JH Roof Project	\$ 6,553.00	\$ -	\$ 6,553.00	\$0.00	\$0.00
Transportation					
New buses	\$ 185,036.00	\$ 185,036.00	\$ -	\$0.00	\$0.00
Technology					
Computers, servers, tech equip., etc.	\$ 150,000.00	\$ 147,516.62	\$ 2,115.00	\$368.38	\$368.38
Food Service					
PaySchools Quik Lunch Conversion	\$ 4,325.00	\$ 4,325.00	\$ -	\$0.00	\$0.00
Lunch Conversion Computer Equipment	\$ 5,799.98	\$ 5,799.98	\$ -	\$0.00	\$0.00
Eastern Cafeteria Tables	\$ 6,385.20	\$ 6,761.34	\$ -	(\$376.14)	\$0.00
Athletics and Student Activities					
HS Athletics Equipment	\$ 7,319.00	\$ 7,319.00	\$ -	\$0.00	\$0.00
HS Athletics Baseball Field Updates	\$ 5,600.00	\$ 5,600.00	\$ -	\$0.00	\$0.00
Fees					
Tax Collection Fees	\$ 14,500.00	\$ 12,979.21	\$ -	\$1,520.79	\$1,520.79
Totals					
	Budgeted Amount	Actual Fiscal Year Expended	Current Encumbrances	Expenses / Encumbrances Over/Under Estimate	Remaining Estimated PI Project Costs
	\$ 773,940.84	\$ 725,506.52	\$ 38,119.61	\$10,314.71	\$1,889.17
Total Budgeted	\$ 773,940.84				
Actual Cash Balance 7/1/17	\$ 97,922.89				
Revenues FY18 - Taxes from levy	\$ 660,810.49				
Expenditures FY18	\$ (725,506.52)				
Current Cash Balance	\$33,226.86				
Current Encumbrances	\$ (38,119.61)				
Available Balance	\$ (4,892.75)				
Remaining Estimated Revenues FY18 - Taxes from levy	\$ 14,189.51				
Less: Remaining Estimated PI Project Costs	\$ (1,889.17)				
6/30/18 Estimated Carryover	\$ 7,407.59				

Lexington Local Schools

Food Service Fund 2017-18 vs. 2016-2017 vs. 2015-2016

							Beginning Balance 7/1/17	\$ 13
2017-2018 Through 4/30/18								
<i>Revenues</i>	District-Wide	High School	Junior High	Eastern	Central	Western	Total	
Student Type A, Ezpay, Misc	\$ -	\$ 83,736	\$ 34,920	\$ 40,300	\$ 32,237	\$ 27,979	\$ 219,172	
Student Break, Milk & A La Carte	\$ -	\$ 48,467	\$ 12,171	\$ 11,113	\$ 4,724	\$ 6,605	\$ 83,080	
Adult & Misc revenues	\$ 7,082	\$ 3,835	\$ 922	\$ 1,719	\$ 1,311	\$ 1,222	\$ 16,091	
State Reimb	\$ -	\$ 1,303	\$ 907	\$ 1,587	\$ 1,133	\$ 737	\$ 5,667	
Federal Reimb	\$ -	\$ 45,911	\$ 31,483	\$ 55,437	\$ 39,678	\$ 27,211	\$ 199,720	
Transfer In	\$ -	\$ -	\$ -	\$ -	\$ -	\$ -	\$ -	
Total Revenues	\$ 7,082	\$ 183,252	\$ 80,403	\$ 110,156	\$ 79,083	\$ 63,754	\$ 523,730	
<i>Expenses</i>								
Wages	\$ 39,721	\$ 98,468	\$ 44,372	\$ 30,345	\$ 28,622	\$ 28,511	\$ 270,039	
Severance	\$ -	\$ -	\$ -	\$ -	\$ -	\$ -	\$ -	
Retirement	\$ 9,538	\$ 19,114	\$ 7,309	\$ 6,682	\$ 6,662	\$ 5,248	\$ 54,553	
Medical	\$ 22,850	\$ 42,961	\$ 20,096	\$ 27,537	\$ 6,328	\$ -	\$ 119,772	
Life, Dent, MC, WC	\$ 1,378	\$ 3,634	\$ 2,090	\$ 1,392	\$ 1,059	\$ 596	\$ 10,149	
Purch Serv, Repairs, Phone, Post	\$ 3,060	\$ 1,358	\$ 2,877	\$ 1,121	\$ 923	\$ 493	\$ 9,832	
Supplies	\$ 3,233	\$ -	\$ -	\$ -	\$ -	\$ -	\$ 3,233	
Food Costs	\$ -	\$ 60,956	\$ 24,700	\$ 44,437	\$ 13,403	\$ 11,786	\$ 155,282	
Equipment	\$ -	\$ -	\$ -	\$ -	\$ -	\$ -	\$ -	
Other Costs	\$ -	\$ -	\$ -	\$ -	\$ -	\$ -	\$ -	
Total Expenses	\$ 79,780	\$ 226,491	\$ 101,444	\$ 111,514	\$ 56,997	\$ 46,634	\$ 622,860	
Net Gain (Loss)	\$ (72,698)	\$ (43,239)	\$ (21,041)	\$ (1,358)	\$ 22,086	\$ 17,120	\$ (99,130)	
							Ending Cash Balance 4/30/18	\$ (99,117)

							Beginning Balance 7/1/16	\$ 2,553
2016-2017 Through 4/30/17								
<i>Revenues</i>	District-Wide	High School	Junior High	Eastern	Central	Western	Total	
Student Type A, Ezpay, Misc	\$ -	\$ 88,396	\$ 39,417	\$ 39,487	\$ 33,320	\$ 29,361	\$ 229,981	
Student Break, Milk & A La Carte	\$ -	\$ 55,872	\$ 15,841	\$ 9,716	\$ 5,137	\$ 5,308	\$ 91,874	
Adult & Misc revenues	\$ 19,365	\$ 6,944	\$ 1,235	\$ 1,992	\$ 2,003	\$ 1,018	\$ 32,557	
State Reimb	\$ -	\$ 1,309	\$ 967	\$ 1,480	\$ 1,138	\$ 797	\$ 5,691	
Federal Reimb	\$ -	\$ 57,804	\$ 44,789	\$ 66,232	\$ 50,624	\$ 36,928	\$ 256,377	
Total Revenues	\$ 19,365	\$ 210,325	\$ 102,249	\$ 118,907	\$ 92,222	\$ 73,412	\$ 616,480	
<i>Expenses</i>								
Wages	\$ 39,019	\$ 99,478	\$ 45,029	\$ 31,006	\$ 29,281	\$ 27,421	\$ 271,234	
Severance	\$ -	\$ -	\$ -	\$ -	\$ -	\$ -	\$ -	
Retirement	\$ 9,362	\$ 20,576	\$ 7,382	\$ 8,178	\$ 5,451	\$ 4,425	\$ 55,374	
Medical	\$ 20,513	\$ 37,081	\$ 22,723	\$ 24,720	\$ 2,453	\$ -	\$ 107,490	
Life, Dent, MC, WC	\$ 1,238	\$ 3,232	\$ 1,933	\$ 1,319	\$ 746	\$ 503	\$ 8,971	
Purch Serv, Repairs, Phone, Post	\$ 2,934	\$ 6,854	\$ 3,083	\$ 538	\$ 812	\$ 538	\$ 14,759	
Supplies	\$ 4,679	\$ -	\$ -	\$ -	\$ -	\$ -	\$ 4,679	
Food Costs	\$ -	\$ 73,490	\$ 28,100	\$ 47,411	\$ 14,710	\$ 13,056	\$ 176,767	
Equipment	\$ -	\$ -	\$ -	\$ -	\$ -	\$ -	\$ -	
Other Costs	\$ -	\$ -	\$ -	\$ -	\$ -	\$ -	\$ -	
Total Expenses	\$ 77,745	\$ 240,711	\$ 108,250	\$ 113,172	\$ 53,453	\$ 45,943	\$ 639,274	
Net Gain (Loss)	\$ (58,380)	\$ (30,386)	\$ (6,001)	\$ 5,735	\$ 38,769	\$ 27,469	\$ (22,794)	
							Ending Cash Balance 4/30/17	\$ (20,241)

							Beginning Balance 7/1/15	\$ 3,707
2015-2016 Through 4/30/16								
<i>Revenues</i>	District-Wide	High School	Junior High	Eastern	Central	Western	Total	
Student Type A, Ezpay, Misc	\$ -	\$ 105,123	\$ 39,514	\$ 39,614	\$ 30,809	\$ 30,180	\$ 245,240	
Student Break, Milk & A La Carte	\$ -	\$ 64,587	\$ 15,830	\$ 9,701	\$ 6,471	\$ 6,318	\$ 102,907	
Adult & Misc revenues	\$ 6,130	\$ 6,698	\$ 1,381	\$ 2,466	\$ 1,834	\$ 1,059	\$ 19,568	
State Reimb	\$ -	\$ 1,182	\$ 1,000	\$ 1,182	\$ 1,063	\$ 1,000	\$ 5,427	
Federal Reimb	\$ -	\$ 61,928	\$ 37,840	\$ 53,030	\$ 52,974	\$ 36,324	\$ 242,096	
Total Revenues	\$ 6,130	\$ 239,518	\$ 95,565	\$ 105,993	\$ 93,151	\$ 74,881	\$ 615,238	
<i>Expenses</i>								
Wages	\$ 37,823	\$ 85,339	\$ 49,752	\$ 40,540	\$ 27,167	\$ 27,329	\$ 267,950	
Severance	\$ -	\$ -	\$ -	\$ -	\$ -	\$ -	\$ -	
Retirement	\$ 9,060	\$ 18,674	\$ 8,096	\$ 7,919	\$ 6,225	\$ 6,046	\$ 56,020	
Medical	\$ 16,839	\$ 30,439	\$ 21,573	\$ 20,293	\$ -	\$ -	\$ 89,144	
Life, Dent, MC, WC	\$ 1,195	\$ 2,981	\$ 1,973	\$ 1,370	\$ 585	\$ 527	\$ 8,631	
Purch Serv, Repairs, Phone, Post	\$ 3,164	\$ 1,403	\$ 1,016	\$ 984	\$ 588	\$ 588	\$ 7,743	
Supplies	\$ 2,871	\$ -	\$ -	\$ -	\$ -	\$ -	\$ 2,871	
Food Costs	\$ -	\$ 76,750	\$ 28,694	\$ 43,649	\$ 13,462	\$ 11,819	\$ 174,374	
Equipment	\$ -	\$ -	\$ -	\$ -	\$ -	\$ -	\$ -	
Other Costs	\$ -	\$ -	\$ -	\$ -	\$ -	\$ -	\$ -	
Total Expenses	\$ 70,952	\$ 215,586	\$ 111,104	\$ 114,755	\$ 48,027	\$ 46,309	\$ 606,733	
Net Gain (Loss)	\$ (64,822)	\$ 23,932	\$ (15,539)	\$ (8,762)	\$ 45,124	\$ 28,572	\$ 8,505	
							Ending Cash Balance 4/30/16	\$ 12,212

Check#	Check Date	Org Sta	Vendor Paid	Check Amount	Status Date
082025	04/04/2018	W/R	SHELDON, AMANDA	30.00	04/12/2018
082026	04/04/2018	W/R	AMERICAN ELECTRIC POWER	38,048.98	04/13/2018
082027	04/04/2018	W/R	CDW-G	527.29	04/10/2018
082028	04/04/2018	W/R	CenturyLink	785.56	04/12/2018
082029	04/04/2018	W/R	COLE DISTRIBUTING	16,922.26	04/10/2018
082030	04/04/2018	W/R	CORPAD	87.76	04/10/2018
082031	04/04/2018	W/R	CULLIGAN QUALITY WATER	37.00	04/10/2018
082032	04/04/2018	W/R	DRC/CTB	1,793.30	04/10/2018
082033	04/04/2018	W/R	MARIKIS, DENNIS	12,600.00	04/17/2018
082034	04/04/2018	W/R	GIONINO'S PIZZERIA	164.00	04/12/2018
082035	04/04/2018	W/R	INSTITUTE FOR EXCELLENCE	259.00	04/12/2018
082036	04/04/2018	W/R	ITsavvy	429.82	04/11/2018
082037	04/04/2018	W/R	RHOAD, JANA-NON 1099	144.28	04/06/2018
082038	04/04/2018	W/R	JOSTEN'S	183.00	04/11/2018
082039	04/04/2018	W/R	JOY AUDIO VISUAL, LLC	1,050.00	04/13/2018
082040	04/04/2018	W/R	LOW TEMP REFRIGERATION INC.	1,845.51	04/11/2018
082041	04/04/2018	W/R	MEDCENTRAL PEDIATRIC THERAPY	46,080.00	04/12/2018
082042	04/04/2018	W/R	MID-OHIO ED. SERVICE CENTER	35.00	04/09/2018
082043	04/04/2018	W/R	NORTH CENTRAL OHIO ESC	1,231.13	04/10/2018
082044	04/04/2018	W/R	NOVA LUNA EDUC & CONSULTING	972.00	04/10/2018
082045	04/04/2018	W/R	O.E. MEYER COMPANY	94.18	04/16/2018
082046	04/04/2018	W/R	OHIO SMALL & RURAL SCHOOLS	175.00	04/30/2018
082047	04/04/2018	W/R	PIONEER CAREER & TECHNOLOGY	10.00	04/11/2018
082048	04/04/2018	W/R	RENHILL GROUP, INC.	12,954.77	04/10/2018
082049	04/04/2018	W/R	SAM'S CLUB	433.20	04/10/2018
082050	04/04/2018	W/R	THE CENTER FOR INDIVIDUAL &	9,491.50	04/11/2018
082051	04/04/2018	W/R	TRANSPORTATION ACCESSORIES CO.	1,459.75	04/10/2018
082052	04/04/2018	W/R	UNITY SCHOOL BUS PARTS	45.19	04/10/2018
082053	04/04/2018	W/R	VILLAGE OF LEXINGTON	6,340.97	04/10/2018
082054	04/05/2018	W/V	WORKS INTERNATIONAL INC	6,555.00	04/19/2018
082055	04/06/2018	W/R	DER DUTCHMAN RESTAURANT	118.80	04/11/2018
082056	04/09/2018	W/R	ALLIED SUPPLY CO, INC	115.44	04/13/2018
082057	04/09/2018	W/R	SHELDON, AMANDA	50.00	04/25/2018
082058	04/09/2018	W/R	B & B DRAIN SERVICE	400.00	04/20/2018
082059	04/09/2018	W/R	CALLAHAN DOOR SALES	145.00	04/16/2018
082060	04/09/2018	W/R	CARDINAL RENTAL & SALES, LTD	168.00	04/16/2018
082061	04/09/2018	W/R	CHARLES RITTER CO.	73.39	04/19/2018
082062	04/09/2018	W/R	CRANK, CHRISTOPHER	40.00	04/26/2018
082063	04/09/2018	W/R	COMMERCIAL PARTS & SERVICE	61.90	04/16/2018
082064	04/09/2018	W/R	EQUIPARTS	277.53	04/13/2018
082065	04/09/2018	W/R	FURBAY/MANSFIELD ELECTRIC	1,387.94	04/13/2018
082066	04/09/2018	W/R	G & L SUPPLY CO.	529.03	04/16/2018
082067	04/09/2018	W/R	GRAINGER	391.54	04/17/2018
082068	04/09/2018	W/R	HOBART SERVICE	29.14	04/18/2018
082069	04/09/2018	W/R	HOUSE OF SECURITY	105.52	04/16/2018
082070	04/09/2018	W/W	IMPERIAL AUTISM CONNECTIONS	25.00	
082071	04/09/2018	W/R	J & B ACCOUSTICAL	580.00	04/12/2018
082072	04/09/2018	W/R	GAHRING, JERILYNN E	226.95	04/13/2018
082073	04/09/2018	W/W	JOHN GARBER MATERIALS, INC.	97.65	
082074	04/09/2018	W/R	JOSTEN'S	38.24	04/16/2018
082075	04/09/2018	W/R	LOWE'S HOME CENTER	651.50	04/16/2018
082076	04/09/2018	W/R	MID-OHIO REFRIGERATION	418.68	04/30/2018

Check#	Check Date	Org Sta	Vendor Paid	Check Amount	Status Date
082077	04/09/2018	W/R	MVD SPORTS	322.50	04/13/2018
082078	04/09/2018	W/R	ACORN DISTRIBUTORS, INC.	919.86	04/16/2018
082079	04/09/2018	W/R	NWDAB	2,829.30	04/25/2018
082080	04/09/2018	W/R	PHOTORAMA	230.90	04/24/2018
082081	04/09/2018	W/R	SCHMIDT SECURITY	1,268.45	04/16/2018
082082	04/09/2018	W/R	SCHOOL SPECIALTY INC.	49.21	04/13/2018
082083	04/09/2018	W/R	SHARE CORPORATION	745.06	04/17/2018
082084	04/09/2018	W/R	SHERWIN-WILLIAMS	124.55	04/18/2018
082085	04/09/2018	W/R	SIEMENS INDUSTRY, INC.	9,198.16	04/16/2018
082086	04/09/2018	W/R	SIESEL DISTRIBUTING, LLC	2,709.78	04/16/2018
082087	04/09/2018	W/R	STANDARD PLUMBING & HEATING CO	90.00	04/13/2018
082088	04/09/2018	W/R	STANTON SHEET MUSIC	35.32	04/13/2018
082089	04/09/2018	W/R	TEAM SPORTS, INC	164.00	04/16/2018
082090	04/09/2018	W/R	TREASURER, STATE OF OHIO	250.00	04/19/2018
082091	04/09/2018	W/R	U.S. AWARDS, INC.	403.91	04/23/2018
082092	04/09/2018	W/R	UCP OF GREATER CLEVELAND	8,400.00	04/12/2018
082093	04/09/2018	W/R	HUNTER, VALERIE	197.40	04/12/2018
082094	04/09/2018	W/R	WOLFF BROS. SUPPLY, INC.	322.07	04/13/2018
082095	04/09/2018	W/R	WORNER ROOFING COMPANY	4,684.00	04/12/2018
082096	04/10/2018	W/W	OHIO HIGH SCHOOL ATH. ASSOC.	11,174.42	
082097	04/10/2018	W/R	NICKLES BAKERY	726.12	04/17/2018
082098	04/10/2018	W/R	AMAZON.COM/ AMEX	307.92	04/16/2018
082099	04/10/2018	W/R	APPERSON	852.45	04/17/2018
082100	04/10/2018	W/R	AWARDSMITH	1,309.25	04/16/2018
082101	04/10/2018	W/R	BUCYRUS HIGH SCHOOL	175.00	04/17/2018
082102	04/10/2018	W/R	CLEARWATER SYSTEMS	119.60	04/16/2018
082103	04/10/2018	W/R	EAST KNOX LOCAL SCHOOLS	175.00	04/16/2018
082104	04/10/2018	W/R	GALION HIGH SCHOOL (AD)	200.00	04/13/2018
082105	04/10/2018	W/R	HEALTHCARE BILLING SERVICES	6,056.50	04/13/2018
082106	04/10/2018	W/R	INSTITUTE FOR MULTI-SENSORY ED	600.00	04/16/2018
082107	04/10/2018	W/R	LAW JENNIFER	820.00	04/13/2018
082108	04/10/2018	W/R	JOSTEN'S	11.58	04/16/2018
082109	04/10/2018	W/R	LEXINGTON ATH. BOOSTERS	240.00	04/23/2018
082110	04/10/2018	W/R	LEXINGTON BASEBALL & SOFTBALL	401.12	04/24/2018
082111	04/10/2018	W/R	LEXINGTON LOCAL SCHOOLS	438.25	04/12/2018
082112	04/10/2018	W/R	MADISON LOCAL SCHOOLS	250.00	04/27/2018
082113	04/10/2018	W/R	MANSFIELD AUTO PARTS	2,224.35	04/16/2018
082114	04/10/2018	W/R	MID-OHIO ED. SERVICE CENTER	120.00	04/16/2018
082115	04/10/2018	W/R	MVD SPORTS	342.00	04/17/2018
082116	04/10/2018	W/R	myON	1,500.00	04/18/2018
082117	04/10/2018	W/W	OHIO HIGH SCHOOL GOLF COACHES	50.00	
082118	04/10/2018	W/R	POST MASTER	225.00	04/25/2018
082119	04/10/2018	W/R	QUENCH	38.00	04/17/2018
082120	04/10/2018	W/R	RC THERAPY SERVICES, INC.	7,107.00	04/18/2018
082121	04/10/2018	W/R	RENWICK, WELSH & BURTON	2,025.00	04/23/2018
082122	04/10/2018	W/R	RICHLAND NEWHOPE CENTER	2,220.00	04/17/2018
082123	04/10/2018	W/R	HOLLOWAY, SHEILA	245.00	04/16/2018
082124	04/10/2018	W/R	SMETZ'S TIRE SERVICE CENTER	3,208.36	04/17/2018
082125	04/10/2018	W/R	DOMKA, STEPHEN F	82.89	04/18/2018
082126	04/10/2018	W/R	STOODTS MARKET	170.01	04/16/2018
082127	04/10/2018	W/R	TRANSPORTATION ACCESSORIES CO.	220.88	04/16/2018
082128	04/10/2018	W/R	TRUCK SALES & SERVICE, INC.	576.64	04/16/2018

Check#	Check Date	Org Sta	Vendor Paid	Check Amount	Status Date
082129	04/10/2018	W/R	US BANK	128.46	04/17/2018
082130	04/10/2018	W/R	UPS STORE	13.95	04/17/2018
082131	04/11/2018	B/R	RICHLAND COUNTY FOUNDATION	107.48	04/30/2018
082132	04/13/2018	B/B	AIELLO, SCOTT	25.00	
082133	04/13/2018	B/R	ALONSO, KATIE	30.00	04/27/2018
082134	04/13/2018	B/B	BASHAM, DANIELLE	20.00	
082135	04/13/2018	B/B	BRODZENSKI, JOE	17.00	
082136	04/13/2018	B/B	CONSTANCE, LYDIA	17.00	
082137	04/13/2018	B/R	DAUGHERTY, AMANDA	25.00	04/20/2018
082138	04/13/2018	B/B	DICKERSON, TINA	10.00	
082139	04/13/2018	B/R	HOFFMAN, DAWN	49.50	04/23/2018
082140	04/13/2018	B/B	BRANT, LIZ	28.50	
082141	04/16/2018	W/R	HAYES, JAMES	1,358.49	04/20/2018
082142	04/16/2018	W/R	BRIDGEWAY ACADEMY	4,596.00	04/25/2018
082143	04/16/2018	W/R	CDW-G	56.05	04/23/2018
082144	04/16/2018	W/R	COLE DISTRIBUTING	162.04	04/23/2018
082145	04/16/2018	W/R	DELL MARKETING L.P.	89.40	04/20/2018
082146	04/16/2018	W/W	EZE RENTAL CENTER	135.00	
082147	04/16/2018	W/R	ITsavvy	870.07	04/24/2018
082148	04/16/2018	W/R	JAGER CATERING	630.00	04/23/2018
082149	04/16/2018	W/R	ROBERTS, JOE	8.99	04/20/2018
082150	04/16/2018	W/R	KIMBALL MIDWEST	89.88	04/23/2018
082151	04/16/2018	W/R	HUNTER MARK	95.00	04/27/2018
082152	04/16/2018	W/W	RASTETTER, MICHELLE	350.00	
082153	04/16/2018	W/R	MID-OHIO ED. SERVICE CENTER	875.00	04/20/2018
082154	04/16/2018	W/R	NEWS JOURNAL	185.70	04/23/2018
082155	04/16/2018	W/R	MVD SPORTS	349.50	04/24/2018
082156	04/16/2018	W/R	NORTH CENTRAL STATE COLLEGE	8,974.20	04/26/2018
082157	04/16/2018	W/R	PEPPLE & WAGGONER, LTD.	1,352.00	04/23/2018
082158	04/16/2018	W/R	PIRATE SCREEN PRINTING	476.00	04/23/2018
082159	04/16/2018	W/R	R.E.M. COMMUNICATIONS, INC.	4,309.00	04/30/2018
082160	04/16/2018	W/R	KASTRAN, RACHEL	281.00	04/23/2018
082161	04/16/2018	W/R	RENHILL GROUP, INC.	9,421.40	04/23/2018
082162	04/16/2018	W/R	RUMPKE	824.15	04/27/2018
082163	04/16/2018	W/R	SCHOOL SPECIALTY INC.	52.58	04/23/2018
082164	04/16/2018	W/R	SHELLY SMITH AND SONS LTD	270.00	04/30/2018
082165	04/16/2018	W/R	SHERWIN-WILLIAMS	165.96	04/24/2018
082166	04/16/2018	W/R	SMETZ'S TIRE SERVICE CENTER	320.00	04/25/2018
082167	04/16/2018	W/R	SMITHFOODS, INC	2,604.47	04/23/2018
082168	04/16/2018	W/R	DAVIS, STACY	82.44	04/19/2018
082169	04/16/2018	W/R	STIMA, VICKIE	65.40	04/18/2018
082170	04/18/2018	W/R	CARDINAL BUS SALES & SERVICE	183.38	04/23/2018
082171	04/18/2018	W/R	COLUMBIA GAS OF OHIO	2,933.70	04/24/2018
082172	04/18/2018	W/W	PINKELMAN, TRACEY	34.95	
082173	04/19/2018	W/R	WORKS INTERNATIONAL INC	5,117.00	04/27/2018
082174	04/20/2018	W/R	BERNHARDT, CAROL	350.00	04/27/2018
082175	04/20/2018	W/W	HEIDELBAUGH, CINDY	400.00	
082176	04/20/2018	W/R	PRICE JANE	350.00	04/26/2018
082177	04/20/2018	W/R	FANNING, KAITLYN	240.00	04/30/2018
082178	04/20/2018	W/W	HOLZWORTH, KENNETH	400.00	
082179	04/20/2018	W/R	LONGSDORF, MARY	240.00	04/27/2018
082180	04/20/2018	W/R	DOMKA, MATTHEW	400.00	04/26/2018

Check#	Check Date	Org Sta	Vendor Paid	Check Amount	Status Date
082181	04/20/2018	W/W	SGAMBELLONE, MILO	400.00	
082182	04/20/2018	W/W	ELLIS, PAMELA	350.00	
082183	04/20/2018	W/W	HILL, STEPHANIE	400.00	
082184	04/23/2018	W/W	ABC E-RATE	2,822.25	
082185	04/23/2018	W/R	ACE HARDWARE	22.48	04/27/2018
082186	04/23/2018	W/R	ADVANCED TURF SOLUTIONS	874.54	04/30/2018
082187	04/23/2018	W/R	AHC, INC	2,859.00	04/27/2018
082188	04/23/2018	W/W	REED, ANNE	15.00	
082189	04/23/2018	W/R	AQUA SCIENCE INC.	171.79	04/27/2018
082190	04/23/2018	W/R	BUCYRUS HIGH SCHOOL	150.00	04/26/2018
082191	04/23/2018	W/W	BUTTERFLIES & BLUEBERRIES INC	49.89	
082192	04/23/2018	W/R	CALVERT EDUCATION	2,550.00	04/27/2018
082193	04/23/2018	W/R	CARDINAL BUS SALES & SERVICE	77.89	04/27/2018
082194	04/23/2018	W/R	CDW-G	22.17	04/30/2018
082195	04/23/2018	W/R	CHARLES RITTER CO.	157.35	04/26/2018
082196	04/23/2018	W/R	ANTHONY, CHRISTY	15.00	04/30/2018
082197	04/23/2018	W/R	COLES ENERGY, INC.	1,115.26	04/27/2018
082198	04/23/2018	W/R	CRESTVIEW LOCAL SCHOOL	120.00	04/27/2018
082199	04/23/2018	W/R	HINES, DAVID	430.00	04/25/2018
082200	04/23/2018	W/R	EDGE DOCUMENT SOLUTIONS, LLC	669.00	04/30/2018
082201	04/23/2018	W/R	EDISON LOCAL SCHOOL DISTRICT	215.00	04/30/2018
082202	04/23/2018	W/R	FRIENDLY HOUSE	8,600.00	04/26/2018
082203	04/23/2018	W/R	GRADY ENTERPRISES, INC.	1,066.21	04/27/2018
082204	04/23/2018	W/R	GRAINGER	198.70	04/30/2018
082205	04/23/2018	W/W	GUILFORD PRESS	932.45	
082206	04/23/2018	W/W	HD SUPPLY FACILITIES	131.84	
082207	04/23/2018	W/R	HERFF JONES	2,714.80	04/30/2018
082208	04/23/2018	W/W	ITsavvy	1,621.00	
082209	04/23/2018	W/R	J & B ACCOUSTICAL	26.00	04/26/2018
082210	04/23/2018	W/W	SWETLIC, JANICE	15.00	
082211	04/23/2018	W/W	MCFARLAND, JEFF (MICK)	7.98	
082212	04/23/2018	W/W	KELL ACE HARDWARE	224.96	
082213	04/23/2018	W/W	EARICK, KIM	15.00	
082214	04/23/2018	W/R	LESCH BATTERY & POWER	84.17	04/27/2018
082215	04/23/2018	W/R	LYNX SYSTEM DEVELOPERS, INC	1,367.00	04/30/2018
082216	04/23/2018	W/R	HASSMANN, MELISSA	9.50	04/25/2018
082217	04/23/2018	W/W	MENARDS	300.09	
082218	04/23/2018	W/W	MT. VERNON HIGH SCHOOL	150.00	
082219	04/23/2018	W/R	OHIO HEALTH CONSORTIUM, INC.	370.00	04/27/2018
082220	04/23/2018	W/R	OHIO.NET INTERNET PROVIDERS	405.37	04/27/2018
082221	04/23/2018	W/W	ONTARIO ATHLETIC DEPT.	125.00	
082222	04/23/2018	W/W	PLUMMASTER, INC.	167.11	
082223	04/23/2018	W/R	S & P APPLIANCE	2,985.63	04/30/2018
082224	04/23/2018	W/R	SCHMIDT SECURITY	4,521.17	04/30/2018
082225	04/23/2018	W/R	SCHOOL SPECIALTY INC.	124.26	04/30/2018
082226	04/23/2018	W/R	SHELBY CITY SCHOOLS	250.00	04/26/2018
082227	04/23/2018	W/R	TRANSPORTATION ACCESSORIES CO.	1,053.16	04/27/2018
082228	04/23/2018	W/R	OHIO BUREAU OF CRIMINAL IDENT.	716.00	04/27/2018
082229	04/23/2018	W/W	TREASURER, STATE OF OHIO	150.00	
082230	04/23/2018	W/W	UCP OF GREATER CLEVELAND	8,400.00	
082231	04/25/2018	W/W	HYATT REGENCY	394.00	
082232	04/26/2018	W/W	HAYES, JAMES	776.28	

Check#	Check Date	Org Sta	Vendor Paid	Check Amount	Status Date
082233	04/26/2018	B/B	ALEXANDER, KRISTA	100.00	
082234	04/27/2018	W/W	A.B.L.E.	625.00	
082235	04/27/2018	W/W	AMERICAN ELECTRIC POWER	37,406.19	
082236	04/27/2018	W/W	AV2 BY WEIGL	409.33	
082237	04/27/2018	W/W	BALL, BENJAMIN	26.16	
082238	04/27/2018	W/W	CARDINAL BUS SALES & SERVICE	40.18	
082239	04/27/2018	W/W	CDI COMPUTERS DEALERS INC.	5,235.00	
082240	04/27/2018	W/W	CDW-G	526.68	
082241	04/27/2018	W/W	CenturyLink	785.07	
082242	04/27/2018	W/R	CHARLES RITTER CO.	40.04	04/30/2018
082243	04/27/2018	W/R	COWLES, CINDY	2,804.76	04/30/2018
082244	04/27/2018	W/W	BOND, DAVID A	78.48	
082245	04/27/2018	W/W	DIRECT ENERGY BUSINESS MARKETI	5,921.58	
082246	04/27/2018	W/W	SPELLING OUT DYSLEXIA	550.00	
082247	04/27/2018	W/W	G & L SUPPLY CO.	204.04	
082248	04/27/2018	W/W	GIONINO'S PIZZERIA	38.20	
082249	04/27/2018	W/W	HOLLY'S BOOK RACK	287.50	
082250	04/27/2018	W/W	ITsavvy	2,269.40	
082251	04/27/2018	W/R	HOUSTON, JENI	119.94	04/30/2018
082252	04/27/2018	W/W	LOFT VIOLIN SHOP	185.00	
082253	04/27/2018	W/W	DEVITO, MARSHA	195.29	
082254	04/27/2018	W/W	MVD SPORTS	2,143.65	
082255	04/27/2018	W/W	ORIENTAL TRADING COMPANY	118.93	
082256	04/27/2018	W/W	RENHILL GROUP, INC.	5,991.73	
082257	04/27/2018	W/W	RICHLAND NEWHOPE CENTER	1,044.00	
082258	04/27/2018	W/R	TOMMELLEO, ROBERT J	27.25	04/30/2018
082259	04/27/2018	W/W	SCHOOL SPECIALTY INC.	455.51	
082260	04/27/2018	W/R	SCHEIBER, TODD	71.94	04/30/2018
082261	04/27/2018	W/W	TRANSPORTATION ACCESSORIES CO.	204.54	
082262	04/27/2018	W/W	VERIZON WIRELESS	721.96	
082263	04/27/2018	W/W	WAL-MART DISCOUNT CITIES	1,074.89	
082264	04/27/2018	W/W	HAYES, JAMES	776.28	
082266	04/30/2018	W/W	CBIZ BENEFITS & INSURANCE	2,750.00	
082267	04/30/2018	W/W	CDW-G	331.50	
082268	04/30/2018	W/W	CHARLES RITTER CO.	31.54	
082269	04/30/2018	W/W	KELL, CRYSTAL	54.90	
082270	04/30/2018	W/W	KAPUSTAR, HEATHER	15.00	
082271	04/30/2018	W/W	HOBBYMASTERS	506.00	
082272	04/30/2018	W/W	GUY, KATHERINE	105.08	
082273	04/30/2018	W/W	LEX LANES	1,035.00	
082274	04/30/2018	W/W	LOUDONVILLE HIGH SCHOOL	125.00	
082275	04/30/2018	W/W	MID-OHIO ED. SERVICE CENTER	400.00	
082276	04/30/2018	W/W	PICTURE PERFECT PHOTOBOOTH LLC	405.00	
082277	04/30/2018	W/W	POST MASTER	100.00	
082278	04/30/2018	W/W	REALLY GOOD STUFF	55.85	
082279	04/30/2018	W/W	SCHOOL HEALTH CORP.	118.55	
082280	04/30/2018	W/W	HOLLOWAY, SHEILA	620.00	
082281	04/30/2018	W/W	US BANK	3,382.77	
082282	04/30/2018	W/W	LEXINGTON ATHLETIC DEPT.	3,214.55	
691141	04/05/2018	C/R	LEXINGTON SCHOOLS - PAYROLL	598,607.40	04/05/2018
691142	04/04/2018	M/M	MEMO-S.E.R.S.	3,349.74	
691143	04/04/2018	M/M	MEMO-S.T.R.S.	6,901.47	

Date: 5/01/2018

C H E C K R E G I S T E R
Processing Month: April 2018
LEXINGTON LOCAL SCHOOLS

Page: 6
(CHKREG)

Check#	Check Date	Org Sta	Vendor Paid	Check Amount	Status Date
691144	04/09/2018	M/M	GORDON FOOD SERVICE	10,915.51	
691145	04/10/2018	M/M	LEXINGTON SCHOOLS - PAYROLL	8,048.89	
691146	04/20/2018	C/R	LEXINGTON SCHOOLS - PAYROLL	532,617.96	04/20/2018
691147	04/18/2018	M/M	LEXINGTON SCHOOLS - PAYROLL	7,092.44	
691148	04/19/2018	M/M	ANTHEM BENEFIT SERVICES	359,056.03	
691149	04/19/2018	M/M	MEMO-S.E.R.S.	2,805.34	
691150	04/19/2018	M/M	MEMO-S.T.R.S.	6,725.07	
691151	04/26/2018	M/M	RICHLAND COUNTY AUDITOR	152,147.01	
691152	04/30/2018	M/M	MEMO-MID OHIO ESC	4,128.50	
691153	04/30/2018	M/M	MEMO-S.E.R.S.	43,552.00	
691154	04/30/2018	M/M	MEMO-S.T.R.S.	114,500.00	
691155	04/30/2018	M/M	RICHLAND COUNTY AUDITOR	787.28	
Total Checks Issued				\$ 2,280,397.35	

DATE: 05/01/2018
TIME: 16:03

LEXINGTON LOCAL SCHOOLS
TRANS. BY FUND/RCPT, ALL FUNDS
DATES 04/01/2018 THRU 04/30/2018
SORTED BY TRANSACTION DATE

PAGE: 1
(RECLE)

TRANS NO	ITEM NO	TRANS DATE	STS	DESCRIPTION OR SOURCE	TI	FUND	RCPT	SPCC	SUBJ	OPU	TRANS AMOUNT
072103	0001	04/11/2018	A	Real Estate Tax - Richland	03	001	1111	0000	000000	000	550,766.48
072103	0002	04/11/2018	A	Emergency Tax - Richland	03	001	1111	0000	000000	000	966,194.83
072169	0001	04/19/2018	A	MH Tax - Richland Genera	03	001	1111	0000	000000	000	2,716.90
072169	0002	04/19/2018	A	MH Tax - Richland Emerg	03	001	1111	0000	000000	000	1,944.47
RCPT CODE SUB-TOTAL:											1,521,622.68
072103	0004	04/11/2018	A	Pers Prop Tax - Richland	03	001	1122	0000	000000	000	164,152.06
072103	0005	04/11/2018	A	Pers Prop Tax Emerg - Richland	03	001	1122	0000	000000	000	87,205.77
RCPT CODE SUB-TOTAL:											251,357.83
072058	0001	04/02/2018	A	Tuition pymt	03	001	1211	0000	000000	000	8,033.72
072068	0001	04/03/2018	A	Preschool tuition	03	001	1211	0000	000000	500	110.00
072075	0001	04/04/2018	A	Preschool tuition	03	001	1211	0000	000000	500	400.00
072084	0001	04/05/2018	A	Preschool tuition	03	001	1211	0000	000000	500	100.00
072089	0001	04/06/2018	A	Preschool tuition	03	001	1211	0000	000000	500	200.00
072101	0001	04/06/2018	A	Tuition pymts	03	001	1211	0000	000000	000	2,471.24
072092	0001	04/09/2018	A	Preschool tuition	03	001	1211	0000	000000	500	100.00
072096	0001	04/10/2018	A	Preschool tuition	03	001	1211	0000	000000	500	400.00
072098	0001	04/10/2018	A	Preschool tuition	03	001	1211	0000	000000	500	300.00
072118	0001	04/13/2018	A	Preschool tuition	03	001	1211	0000	000000	500	200.00
072119	0001	04/13/2018	A	tuition	03	001	1211	0000	000000	000	1,235.62
072130	0001	04/16/2018	A	Preschool tuition	03	001	1211	0000	000000	500	100.00
072136	0001	04/17/2018	A	Preschool tuition	03	001	1211	0000	000000	500	200.00
072140	0001	04/18/2018	A	Preschool tuition	03	001	1211	0000	000000	500	200.00
072145	0001	04/20/2018	A	Tuition pymt	03	001	1211	0000	000000	000	617.81
072157	0001	04/23/2018	A	Preschool tuition	03	001	1211	0000	000000	500	100.00
072162	0001	04/24/2018	A	Preschool tuition	03	001	1211	0000	000000	500	100.00
072180	0001	04/26/2018	A	Tuition pymt	03	001	1211	0000	000000	000	620.00
RCPT CODE SUB-TOTAL:											15,488.39
072082	0020	04/13/2018	A	SF14 Regular Tuition Pos JV50	03	001	1221	0000	000000	000	169.57
072171	0020	04/27/2018	A	SF14 Regular Tuition Pos JV50	03	001	1221	0000	000000	000	8,769.73
RCPT CODE SUB-TOTAL:											8,939.30
072082	0021	04/13/2018	A	SF14 SpecEd Tuition Pos JV52	03	001	1223	0000	000000	000	120.66-
072082	0022	04/13/2018	A	SF6 Excess Cost Pos JV9B	03	001	1223	0000	000000	000	15,417.27
072171	0021	04/27/2018	A	SF14 SpecEd Tuition Pos JV52	03	001	1223	0000	000000	000	2,923.11
RCPT CODE SUB-TOTAL:											18,219.72

STATUS (STS) CODES:

A-RECEIPT B-REFUND OF RECEIPT V-VOID REFUND OF RECEIPT X-REDUCTION OF EXPENDITURE
C-APPROPRIATION OR BUDGET MODIFICATIONS D-EXPENSE/SUPPLIES DISTRIBUTION F-FUND TO FUND TRANSFER

TRANS NO	ITEM NO	TRANS DATE	STS	DESCRIPTION OR SOURCE	TI	FUND	RCPT	SPCC	SUBJ	DFU	TRANS AMOUNT
072082	0012	04/13/2018	A	Open Enrollment Revenue	03	001	1227	0000	000000	000	16.41-
072171	0012	04/27/2018	A	Open Enrollment Revenue	03	001	1227	0000	000000	000	16.41-
RCPT CODE SUB-TOTAL:											32.82-
072201	0001	04/30/2018	A	Richland Bank Interest	03	001	1410	0000	000000	000	13,111.47
RCPT CODE SUB-TOTAL:											13,111.47
072060	0001	04/02/2018	A	Central school fees	03	001	1740	0000	000000	400	39.50
072065	0001	04/03/2018	A	JH school fees	03	001	1740	0000	000000	200	24.00
072066	0001	04/03/2018	A	Eastern school fees	03	001	1740	0000	000000	300	223.50
072067	0001	04/03/2018	A	Western school fees	03	001	1740	0000	000000	500	20.00
072074	0001	04/03/2018	A	Central school fees	03	001	1740	0000	000000	400	56.00
072078	0001	04/04/2018	A	Summer school pymt	03	001	1740	0000	000000	100	420.00
072085	0002	04/06/2018	A	Central school fees	03	001	1740	0000	000000	400	84.00
072090	0001	04/09/2018	A	HS school fees	03	001	1740	0000	000000	100	420.00
072091	0001	04/09/2018	A	JH school fees	03	001	1740	0000	000000	200	32.00
072095	0001	04/09/2018	A	Summer PE	03	001	1740	0000	080999	100	700.00
072113	0001	04/10/2018	A	Eastern school fees	03	001	1740	0000	000000	300	300.00
072114	0001	04/11/2018	A	Central school fees	03	001	1740	0000	000000	400	13.00
072117	0001	04/12/2018	A	Summer PE	03	001	1740	0000	080999	100	300.00
072104	0001	04/13/2018	B	FEE REFUND-JOSH	03	001	1740	0000	000000	100	25.00-
072105	0001	04/13/2018	B	FEE REFUND-ETHAN	03	001	1740	0000	000000	100	30.00-
072106	0001	04/13/2018	B	FEE REFUND-AUSTIN	03	001	1740	0000	000000	100	20.00-
072107	0001	04/13/2018	B	FEE REFUND- TAYLOR	03	001	1740	0000	000000	100	17.00-
072108	0001	04/13/2018	B	FEE REFUND- ELIZABETH	03	001	1740	0000	000000	100	17.00-
072109	0001	04/13/2018	B	FEE REFUND- OWEN	03	001	1740	0000	000000	100	25.00-
072110	0001	04/13/2018	B	FEE REFUND- LAUREN	03	001	1740	0000	000000	100	10.00-
072111	0001	04/13/2018	B	FEE REFUND- AUTUMN	03	001	1740	0000	000000	100	49.50-
072112	0001	04/13/2018	B	FEE REFUND-GABRIEL	03	001	1740	0000	000000	100	28.50-
072129	0001	04/16/2018	A	HS School fees	03	001	1740	0000	000000	100	630.00
072134	0001	04/17/2018	A	HS school fees	03	001	1740	0000	000000	100	60.00
072135	0001	04/17/2018	A	HS school fees	03	001	1740	0000	000000	100	635.00
072137	0001	04/17/2018	A	Summer PE	03	001	1740	0000	080999	100	300.00
072139	0001	04/17/2018	A	Eastern school fees	03	001	1740	0000	000000	300	205.00
072142	0001	04/19/2018	A	JH school fees	03	001	1740	0000	000000	200	12.00
072143	0001	04/20/2018	A	HS school fees	03	001	1740	0000	000000	100	220.00
072165	0001	04/24/2018	A	Summer PE	03	001	1740	0000	080999	100	200.00
072166	0001	04/24/2018	A	HS School fees	03	001	1740	0000	000000	100	210.00
072167	0001	04/24/2018	A	HS School fees	03	001	1740	0000	000000	100	15.00
072174	0001	04/25/2018	A	JH school fees	03	001	1740	0000	000000	200	12.00
072170	0001	04/26/2018	B	SUMMER GYM REFUND-LAUREN	03	001	1740	0000	080999	100	100.00-
072179	0001	04/26/2018	A	HS Fees	03	001	1740	0000	000000	100	420.00

STATUS (STS) CODES:

- A-RECEIPT B-REFUND OF RECEIPT V-VOID REFUND OF RECEIPT X-REDUCTION OF EXPENDITURE
- C-APPROPRIATION OR BUDGET MODIFICATIONS D-EXPENSE/SUPPLIES DISTRIBUTION F-FUND TO FUND TRANSFER

TRANS NO	ITEM NO	TRANS DATE	STS	DESCRIPTION OR SOURCE	TI	FUND	RCPT	SPCC	SUBJ	QPU	TRANS AMOUNT
072189	0001	04/30/2018	A	HS Fees - Pay For It	03	001	1740	0000	000000	100	95.00
072189	0002	04/30/2018	A	Central Fees - Pay For It	03	001	1740	0000	000000	400	0.00
072189	0003	04/30/2018	A	Jr High Fees - Pay For It	03	001	1740	0000	000000	400	26.00
072189	0004	04/30/2018	A	Eastern Fees - Pay For It	03	001	1740	0000	000000	400	48.00
072189	0005	04/30/2018	A	Western Fees - Pay For It	03	001	1740	0000	000000	400	30.00
072196	0001	04/30/2018	A	JH School fees	03	001	1740	0000	000000	200	12.00
RCPT CODE SUB-TOTAL:											5,440.00
072064	0002	04/03/2018	A	Dell refund	03	001	1890	0000	000000	000	0.13
072132	0002	04/17/2018	A	Scarp from maint dept	03	001	1890	0000	000000	000	212.50
072146	0001	04/20/2018	A	Build rental - Fun Center Chor	03	001	1890	0000	000000	000	295.85
072187	0002	04/27/2018	A	Jury Duty - Mullett	03	001	1890	0000	000000	000	15.00
RCPT CODE SUB-TOTAL:											483.48
072082	0001	04/13/2018	A	Opportunity Grant	03	001	3110	0000	000000	000	301,238.58
072082	0002	04/13/2018	A	Targeted Assistance	03	001	3110	0000	000000	000	26,830.44
072082	0003	04/13/2018	A	K-3 Literacy Funding	03	001	3110	0000	000000	000	5,530.21
072082	0005	04/13/2018	A	Limited English Prof Funding	03	001	3110	0000	000000	000	121.96
072082	0006	04/13/2018	A	Gifted Education Funding	03	001	3110	0000	000000	000	4,893.40
072082	0007	04/13/2018	A	Transportation	03	001	3110	0000	000000	000	23,373.20
072082	0008	04/13/2018	A	Special Education Funding	03	001	3110	0000	000000	000	45,414.11
072082	0010	04/13/2018	A	Preschool Special Educ Funding	03	001	3110	0000	000000	000	5,382.19
072082	0011	04/13/2018	A	Special Educ Transportation	03	001	3110	0000	000000	000	1,699.25
072171	0001	04/27/2018	A	Opportunity Grant	03	001	3110	0000	000000	000	299,521.54
072171	0002	04/27/2018	A	Targeted Assistance	03	001	3110	0000	000000	000	26,717.50
072171	0003	04/27/2018	A	K-3 Literacy Funding	03	001	3110	0000	000000	000	5,464.94
072171	0005	04/27/2018	A	Limited English Prof Funding	03	001	3110	0000	000000	000	120.39
072171	0006	04/27/2018	A	Gifted Education Funding	03	001	3110	0000	000000	000	4,853.70
072171	0007	04/27/2018	A	Transportation	03	001	3110	0000	000000	000	23,373.19
072171	0008	04/27/2018	A	Special Education Funding	03	001	3110	0000	000000	000	53,339.77
072171	0010	04/27/2018	A	Preschool Special Educ Funding	03	001	3110	0000	000000	000	5,846.11
072171	0011	04/27/2018	A	Special Educ Transportation	03	001	3110	0000	000000	000	1,699.25
RCPT CODE SUB-TOTAL:											835,419.73
072080	0001	04/04/2018	A	RB for Real Estate - Morrow	03	001	3131	0000	000000	000	18,916.05
072080	0002	04/04/2018	A	RB for Emergency Levy - Morrow	03	001	3131	0000	000000	000	13,838.28
072080	0007	04/04/2018	A	2 1/2 HMRB Real Est-Morrow	03	001	3131	0000	000000	000	2,494.72
072080	0008	04/04/2018	A	2 1/2 HMRB Emerg Levy-Morrow	03	001	3131	0000	000000	000	1,825.03
RCPT CODE SUB-TOTAL:											37,074.08

STATUS (STS) CODES:
 A-RECEIPT B-REFUND OF RECEIPT V-VOID REFUND OF RECEIPT X-REDUCTION OF EXPENDITURE
 C-APPROPRIATION OR BUDGET MODIFICATIONS D-EXPENSE/SUPPLIES DISTRIBUTION F-FUND TO FUND TRANSFER

TRANS NO	ITEM NO	TRANS DATE	STS	DESCRIPTION OR SOURCE	TI	FUND	RCPT	SPCC	SUBJ	OPU	TRANS AMOUNT
072080	0004	04/04/2018	A	Homestead Real Est - Morrow	03	001	3132	0000	000000	000	6,095.58
072080	0005	04/04/2018	A	Homestead Emerg Levy-Morrow	03	001	3132	0000	000000	000	4,459.32
RCPT CODE SUB-TOTAL:											10,554.90
072082	0004	04/13/2018	A	Economic Disadvantaged Funding	03	001	3211	0000	000000	000	2,187.56
072171	0004	04/27/2018	A	Economic Disadvantaged Funding	03	001	3211	0000	000000	000	2,214.91
RCPT CODE SUB-TOTAL:											4,402.47
072082	0009	04/13/2018	A	Career Tech Education Funding	03	001	3219	0000	000000	000	1,217.68
072171	0009	04/27/2018	A	Career Tech Education Funding	03	001	3219	0000	000000	000	698.66
RCPT CODE SUB-TOTAL:											1,916.34
072194	0001	04/30/2018	A	MEDICAID Recd -4/26/18	03	001	3300	0000	000000	000	582.36
RCPT CODE SUB-TOTAL:											582.36
FUND CODE SUB-TOTAL:											2,724,579.93
072103	0003	04/11/2018	A	Permanent Improv Tax - Richlan	03	003	1111	0000	000000	000	43,465.50
072169	0003	04/19/2018	A	MH Tax - Richland Perm Imp	03	003	1111	0000	000000	000	241.50
RCPT CODE SUB-TOTAL:											43,707.00
072103	0006	04/11/2018	A	Pers Prop Tax PI - Richland	03	003	1122	0000	000000	000	15,389.25
RCPT CODE SUB-TOTAL:											15,389.25
072080	0003	04/04/2018	A	RB for PI Levy - Morrow	03	003	3131	0000	000000	000	1,673.47
072080	0009	04/04/2018	A	2 1/2 HMRB PI Levy-Morrow	03	003	3131	0000	000000	000	220.71
RCPT CODE SUB-TOTAL:											1,894.18
072080	0006	04/04/2018	A	Homestead for PI Levy-Morrow	03	003	3132	0000	000000	000	539.27
RCPT CODE SUB-TOTAL:											539.27
FUND CODE SUB-TOTAL:											61,529.70
072201	0004	04/30/2018	A	Richland Bank Interest	03	006	1410	0000	000000	000	0.00

STATUS (STS) CODES:
 A-RECEIPT B-REFUND OF RECEIPT V-VOID REFUND OF RECEIPT X-REDUCTION OF EXPENDITURE
 C-APPROPRIATION OR BUDGET MODIFICATIONS D-EXPENSE/SUPPLIES DISTRIBUTION F-FUND TO FUND TRANSFER

TRANS NO	ITEM NO	TRANS DATE	STS	DESCRIPTION OR SOURCE	TI	FUND	RCPT	SPCC	SUBJ	QTY	TRANS AMOUNT
RCPT CODE SUB-TOTAL:											0.00
072083	0026	04/06/2018	A	HS Breakfast	03	006	1511	0000	000000	100	102.90
072083	0027	04/06/2018	A	Jr. Hi Breakfast	03	006	1511	0000	000000	200	10.65
072083	0028	04/06/2018	A	Eastern Breakfast	03	006	1511	0000	000000	300	86.70
072083	0029	04/06/2018	A	Central Breakfast	03	006	1511	0000	000000	400	58.50
072083	0030	04/06/2018	A	Western Breakfast	03	006	1511	0000	000000	500	56.75
072125	0026	04/13/2018	A	HS Breakfast	03	006	1511	0000	000000	100	137.75
072125	0027	04/13/2018	A	Jr. Hi Breakfast	03	006	1511	0000	000000	200	12.60
072125	0028	04/13/2018	A	Eastern Breakfast	03	006	1511	0000	000000	300	53.10
072125	0029	04/13/2018	A	Central Breakfast	03	006	1511	0000	000000	400	49.20
072125	0030	04/13/2018	A	Western Breakfast	03	006	1511	0000	000000	500	74.05
072168	0026	04/20/2018	A	HS Breakfast	03	006	1511	0000	000000	100	141.55
072168	0027	04/20/2018	A	Jr. Hi Breakfast	03	006	1511	0000	000000	200	9.30
072168	0028	04/20/2018	A	Eastern Breakfast	03	006	1511	0000	000000	300	88.80
072168	0029	04/20/2018	A	Central Breakfast	03	006	1511	0000	000000	400	59.10
072168	0030	04/20/2018	A	Western Breakfast	03	006	1511	0000	000000	500	70.05
072200	0026	04/30/2018	A	HS Breakfast	03	006	1511	0000	000000	100	147.45
072200	0027	04/30/2018	A	Jr. Hi Breakfast	03	006	1511	0000	000000	200	13.75
072200	0028	04/30/2018	A	Eastern Breakfast	03	006	1511	0000	000000	300	80.00
072200	0029	04/30/2018	A	Central Breakfast	03	006	1511	0000	000000	400	62.10
072200	0030	04/30/2018	A	Western Breakfast	03	006	1511	0000	000000	500	79.85
RCPT CODE SUB-TOTAL:											1,394.15
072083	0001	04/06/2018	A	HS Stu. Type A	03	006	1512	0000	000000	100	2,546.40
072083	0005	04/06/2018	A	HS ROA Stu. Type A	03	006	1512	0000	000000	100	740.55-
072083	0006	04/06/2018	A	Jr Hi Stu. Type A	03	006	1512	0000	000000	200	1,205.35
072083	0010	04/06/2018	A	Jr. Hi ROA Stu Type A	03	006	1512	0000	000000	200	896.85-
072083	0011	04/06/2018	A	Eastern Stu. Type A	03	006	1512	0000	000000	300	1,245.00
072083	0015	04/06/2018	A	Eastern ROA Stu. Type A	03	006	1512	0000	000000	300	219.95-
072083	0016	04/06/2018	A	Central Stu. Type A	03	006	1512	0000	000000	400	1,005.65
072083	0020	04/06/2018	A	Central ROA Stu. Type A	03	006	1512	0000	000000	400	423.00-
072083	0021	04/06/2018	A	Western Stu. Type A	03	006	1512	0000	000000	500	995.15
072083	0025	04/06/2018	A	Western ROA Stu. Type A	03	006	1512	0000	000000	500	872.75-
072125	0001	04/13/2018	A	HS Stu. Type A	03	006	1512	0000	000000	100	2,700.20
072125	0005	04/13/2018	A	HS ROA Stu. Type A	03	006	1512	0000	000000	100	1,574.85-
072125	0006	04/13/2018	A	Jr Hi Stu. Type A	03	006	1512	0000	000000	200	1,183.45
072125	0010	04/13/2018	A	Jr. Hi ROA Stu Type A	03	006	1512	0000	000000	200	617.08-
072125	0011	04/13/2018	A	Eastern Stu. Type A	03	006	1512	0000	000000	300	1,290.15
072125	0015	04/13/2018	A	Eastern ROA Stu. Type A	03	006	1512	0000	000000	300	769.28-
072125	0016	04/13/2018	A	Central Stu. Type A	03	006	1512	0000	000000	400	1,056.25
072125	0020	04/13/2018	A	Central ROA Stu. Type A	03	006	1512	0000	000000	400	901.82-

STATUS (STS) CODES:

A-RECEIPT B-REFUND OF RECEIPT V-VOID REFUND OF RECEIPT X-REDUCTION OF EXPENDITURE
 C-APPROPRIATION OR BUDGET MODIFICATIONS D-EXPENSE/SUPPLIES DISTRIBUTION F-FUND TO FUND TRANSFER

TRANS NO	ITEM NO	TRANS DATE	STS	DESCRIPTION OR SOURCE	TI	FUND	RCPT	SPCC	SUBJ	OPU	TRANS AMOUNT
072125	0021	04/13/2018	A	Western Stu. Type A	03	006	1512	0000	000000	500	1,073.35
072125	0025	04/13/2018	A	Western ROA Stu. Type A	03	006	1512	0000	000000	500	532.65-
072168	0001	04/20/2018	A	HS Stu. Type A	03	006	1512	0000	000000	100	2,701.05
072168	0005	04/20/2018	A	HS ROA Stu. Type A	03	006	1512	0000	000000	100	1,892.00-
072168	0006	04/20/2018	A	Jr Hi Stu. Type A	03	006	1512	0000	000000	200	1,187.75
072168	0010	04/20/2018	A	Jr. Hi ROA Stu Type A	03	006	1512	0000	000000	200	726.20-
072168	0011	04/20/2018	A	Eastern Stu. Type A	03	006	1512	0000	000000	300	1,292.90
072168	0015	04/20/2018	A	Eastern ROA Stu. Type A	03	006	1512	0000	000000	300	610.85-
072168	0016	04/20/2018	A	Central Stu. Type A	03	006	1512	0000	000000	400	1,085.75
072168	0020	04/20/2018	A	Central ROA Stu. Type A	03	006	1512	0000	000000	400	410.48-
072168	0021	04/20/2018	A	Western Stu. Type A	03	006	1512	0000	000000	500	958.20
072168	0025	04/20/2018	A	Western ROA Stu. Type A	03	006	1512	0000	000000	500	887.80-
072189	0006	04/30/2018	A	HS Lunch - Pay For It	03	006	1512	0000	000000	100	5,716.65
072189	0007	04/30/2018	A	Jr High Lunch - Pay For It	03	006	1512	0000	000000	200	3,073.25
072189	0008	04/30/2018	A	Eastern Lunch - Pay For It	03	006	1512	0000	000000	300	2,322.73
072189	0009	04/30/2018	A	Central Lunch - Pay For It	03	006	1512	0000	000000	400	2,293.89
072189	0010	04/30/2018	A	Western Lunch - Pay For It	03	006	1512	0000	000000	500	2,468.50
072200	0001	04/30/2018	A	HS Stu. Type A	03	006	1512	0000	000000	100	3,127.00
072200	0005	04/30/2018	A	HS ROA Stu. Type A	03	006	1512	0000	000000	100	1,736.02-
072200	0006	04/30/2018	A	Jr Hi Stu. Type A	03	006	1512	0000	000000	200	1,372.70
072200	0010	04/30/2018	A	Jr. Hi ROA Stu Type A	03	006	1512	0000	000000	200	1,154.40-
072200	0011	04/30/2018	A	Eastern Stu. Type A	03	006	1512	0000	000000	300	1,451.35
072200	0015	04/30/2018	A	Eastern ROA Stu. Type A	03	006	1512	0000	000000	300	1,010.51-
072200	0016	04/30/2018	A	Central Stu. Type A	03	006	1512	0000	000000	400	1,265.45
072200	0020	04/30/2018	A	Central ROA Stu. Type A	03	006	1512	0000	000000	400	655.64-
072200	0021	04/30/2018	A	Western Stu. Type A	03	006	1512	0000	000000	500	1,132.35
072200	0025	04/30/2018	A	Western ROA Stu. Type A	03	006	1512	0000	000000	500	720.55-
RCPT CODE SUB-TOTAL:											28,397.24
072083	0003	04/06/2018	A	HS Stu. Ala Carte	03	006	1513	0000	000000	100	1,404.95
072083	0008	04/06/2018	A	Jr. Hi Stu. Ala Carte	03	006	1513	0000	000000	200	395.70
072083	0013	04/06/2018	A	Eastern Stu. Ala Carte	03	006	1513	0000	000000	300	315.15
072083	0018	04/06/2018	A	Central Stu. Ala Carte	03	006	1513	0000	000000	400	115.50
072083	0023	04/06/2018	A	Western Stu. Ala Carte	03	006	1513	0000	000000	500	170.75
072125	0003	04/13/2018	A	HS Stu. ALa Carte	03	006	1513	0000	000000	100	1,482.10
072125	0008	04/13/2018	A	Jr. Hi Stu. Ala Carte	03	006	1513	0000	000000	200	414.90
072125	0013	04/13/2018	A	Eastern Stu. Ala Carte	03	006	1513	0000	000000	300	280.30
072125	0018	04/13/2018	A	Central Stu. Ala Carte	03	006	1513	0000	000000	400	130.75
072125	0023	04/13/2018	A	Western Stu. Ala Carte	03	006	1513	0000	000000	500	167.25
072168	0003	04/20/2018	A	HS Stu. Ala Carte	03	006	1513	0000	000000	100	1,340.70
072168	0008	04/20/2018	A	Jr. Hi Stu. Ala Carte	03	006	1513	0000	000000	200	462.90
072168	0013	04/20/2018	A	Eastern Stu. Ala Carte	03	006	1513	0000	000000	300	282.65
072168	0018	04/20/2018	A	Central Stu. Ala Carte	03	006	1513	0000	000000	400	124.25

STATUS (STS) CODES:

A-RECEIPT B-REFUND OF RECEIPT V-VOID REFUND OF RECEIPT X-REDUCTION OF EXPENDITURE
 C-APPROPRIATION OR BUDGET MODIFICATIONS D-EXPENSE/SUPPLIES DISTRIBUTION F-FUND TO FUND TRANSFER

TRANS NO	ITEM NO	TRANS DATE	STS	DESCRIPTION OR SOURCE	TI	FUND	RCPT	SPCC	SUBJ	OPU	TRANS AMOUNT
072168	0023	04/20/2018	A	Western Stu. Ala Carte	03	006	1513	0000	000000	500	146.30
072200	0003	04/30/2018	A	HS Stu. Ala Carte	03	006	1513	0000	000000	100	1,903.80
072200	0008	04/30/2018	A	Jr. Hi Stu. Ala Carte	03	006	1513	0000	000000	200	462.35
072200	0013	04/30/2018	A	Eastern Stu. Ala Carte	03	006	1513	0000	000000	300	347.55
072200	0018	04/30/2018	A	Central Stu. Ala Carte	03	006	1513	0000	000000	400	164.75
072200	0023	04/30/2018	A	Western Stu. Ala Carte	03	006	1513	0000	000000	500	187.75
RCPT CODE SUB-TOTAL:											10,320.35
072083	0002	04/06/2018	A	HS Stu. Milk	03	006	1514	0000	000000	100	31.50
072083	0007	04/06/2018	A	Jr. Hi. Stu Milk	03	006	1514	0000	000000	200	6.50
072083	0012	04/06/2018	A	Eastern Stu. Milk	03	006	1514	0000	000000	300	6.50
072083	0017	04/06/2018	A	Central Stu. Milk	03	006	1514	0000	000000	400	5.00
072083	0022	04/06/2018	A	Western Stu. Milk	03	006	1514	0000	000000	500	13.50
072125	0002	04/13/2018	A	HS Stu. Milk	03	006	1514	0000	000000	100	30.50
072125	0007	04/13/2018	A	Jr. Hi. Stu Milk	03	006	1514	0000	000000	200	4.00
072125	0012	04/13/2018	A	Eastern Stu. Milk	03	006	1514	0000	000000	300	5.00
072125	0017	04/13/2018	A	Central Stu. Milk	03	006	1514	0000	000000	400	3.00
072125	0022	04/13/2018	A	Western Stu. Milk	03	006	1514	0000	000000	500	17.50
072168	0002	04/20/2018	A	HS Stu. Milk	03	006	1514	0000	000000	100	29.50
072168	0007	04/20/2018	A	Jr. Hi. Stu Milk	03	006	1514	0000	000000	200	7.00
072168	0012	04/20/2018	A	Eastern Stu. Milk	03	006	1514	0000	000000	300	5.00
072168	0017	04/20/2018	A	Central Stu. Milk	03	006	1514	0000	000000	400	2.00
072168	0022	04/20/2018	A	Western Stu. Milk	03	006	1514	0000	000000	500	16.50
072200	0002	04/30/2018	A	HS Stu. Milk	03	006	1514	0000	000000	100	42.75
072200	0007	04/30/2018	A	Jr. Hi. Stu Milk	03	006	1514	0000	000000	200	9.50
072200	0012	04/30/2018	A	Eastern Stu. Milk	03	006	1514	0000	000000	300	6.50
072200	0017	04/30/2018	A	Central Stu. Milk	03	006	1514	0000	000000	400	6.00
072200	0022	04/30/2018	A	Western Stu. Milk	03	006	1514	0000	000000	500	17.00
RCPT CODE SUB-TOTAL:											264.75
072083	0004	04/06/2018	A	HS Adult Ala Carte	03	006	1523	0000	000000	100	118.70
072083	0009	04/06/2018	A	Jr. Hi Adult Ala Carte	03	006	1523	0000	000000	200	30.45
072083	0014	04/06/2018	A	Eastern Adult Ala Carte	03	006	1523	0000	000000	300	28.80
072083	0019	04/06/2018	A	Central Adult Ala Carte	03	006	1523	0000	000000	400	10.80
072083	0024	04/06/2018	A	Western Adult Ala Carte	03	006	1523	0000	000000	500	15.25
072125	0004	04/13/2018	A	HS Adult Ala Carte	03	006	1523	0000	000000	100	100.95
072125	0009	04/13/2018	A	Jr. Hi Adult Ala Carte	03	006	1523	0000	000000	200	14.25
072125	0014	04/13/2018	A	Eastern Adult Ala Carte	03	006	1523	0000	000000	300	33.30
072125	0019	04/13/2018	A	Central Adult Ala Carte	03	006	1523	0000	000000	400	15.30
072125	0024	04/13/2018	A	Western Adult Ala Carte	03	006	1523	0000	000000	500	10.75
072168	0004	04/20/2018	A	HS Adult Ala Carte	03	006	1523	0000	000000	100	116.35
072168	0009	04/20/2018	A	Jr. Hi Adult Ala Carte	03	006	1523	0000	000000	200	11.25

STATUS (STS) CODES:

A-RECEIPT B-REFUND OF RECEIPT V-VOID REFUND OF RECEIPT X-REDUCTION OF EXPENDITURE
 C-APPROPRIATION OR BUDGET MODIFICATIONS D-EXPENSE/SUPPLIES DISTRIBUTION F-FUND TO FUND TRANSFER

TRANS NO	ITEM NO	TRANS DATE	STS	DESCRIPTION OR SOURCE	TI	FUND	RCPT	SPCC	SUBJ	OPU	TRANS AMOUNT
072168	0014	04/20/2018	A	Eastern Adult Ala Carte	03	006	1523	0000	000000	300	36.75
072168	0019	04/20/2018	A	Central Adult Ala Carte	03	006	1523	0000	000000	400	17.05
072168	0024	04/20/2018	A	Western Adult Ala Carte	03	006	1523	0000	000000	500	19.00
072200	0004	04/30/2018	A	HS Adult Ala Carte	03	006	1523	0000	000000	100	133.40
072200	0009	04/30/2018	A	Jr. Hi Adult Ala Carte	03	006	1523	0000	000000	200	33.75
072200	0014	04/30/2018	A	Eastern Adult Ala Carte	03	006	1523	0000	000000	300	38.80
072200	0019	04/30/2018	A	Central Adult Ala Carte	03	006	1523	0000	000000	400	21.55
072200	0024	04/30/2018	A	Western Adult Ala Carte	03	006	1523	0000	000000	500	30.00
RCPT CODE SUB-TOTAL:											836.45
072102	0001	04/06/2018	A	Coke Commission Food Service	03	006	1851	0000	000000	000	97.77
072176	0001	04/25/2018	A	Coke Commission Food Service	03	006	1851	0000	000000	000	70.47
RCPT CODE SUB-TOTAL:											168.24
072147	0001	04/12/2018	A	Preschool snacks	03	006	1890	0000	000000	000	438.25
RCPT CODE SUB-TOTAL:											438.25
072079	0001	04/06/2018	A	State Lunch April 2018 -Centra	03	006	3200	0000	000000	400	1,133.45
072079	0002	04/06/2018	A	State Lunch April 2018- East	03	006	3200	0000	000000	300	1,586.83
072079	0003	04/06/2018	A	State Lunch April 2018 - HS	03	006	3200	0000	000000	100	1,303.47
072079	0004	04/06/2018	A	State Lunch April 2018 - JH	03	006	3200	0000	000000	200	906.76
072079	0005	04/06/2018	A	State Lunch April 2018 Western	03	006	3200	0000	000000	500	736.73
RCPT CODE SUB-TOTAL:											5,667.24
FUND CODE SUB-TOTAL:											47,486.67
072201	0005	04/30/2018	A	Richland Bank Interest	03	007	1410	9100	000000	000	16.33
RCPT CODE SUB-TOTAL:											16.33
072059	0001	04/02/2018	A	LWAS donation	03	007	1820	9100	000000	000	25.00
072188	0001	04/30/2018	A	LWAS donation	03	007	1820	9100	000000	000	25.00
RCPT CODE SUB-TOTAL:											50.00
FUND CODE SUB-TOTAL:											66.33
072201	0003	04/30/2018	A	Richland Bank Interest	03	007	1410	9900	000000	000	15.09

STATUS (STS) CODES:
 A-RECEIPT B-REFUND OF RECEIPT V-VOID REFUND OF RECEIPT X-REDUCTION OF EXPENDITURE
 C-APPROPRIATION OR BUDGET MODIFICATIONS D-EXPENSE/SUPPLIES DISTRIBUTION F-FUND TO FUND TRANSFER

TRANS NO	ITEM NO	TRANS DATE	STS	DESCRIPTION OR SOURCE	TI	FUND	RCPT	SFCC	SUBJ	OPU	TRANS AMOUNT
RCPT CODE SUB-TOTAL:											15.09
072132	0001	04/17/2018	A	McCannon Scholarship donation	03	007	1820	9800	000000	000	200.00
RCPT CODE SUB-TOTAL:											200.00
FUND CODE SUB-TOTAL:											215.09
072069	0001	04/03/2018	A	AP Exams	03	018	1690	9100	000000	000	1,275.00
072070	0001	04/03/2018	A	AP Exams	03	018	1690	9100	000000	000	1,105.00
072071	0001	04/03/2018	A	AP Exams	03	018	1690	9100	000000	000	1,105.00
072072	0001	04/03/2018	A	AP Exams	03	018	1690	9100	000000	000	1,445.00
072076	0001	04/04/2018	A	AP exams	03	018	1690	9100	000000	000	255.00
072087	0001	04/06/2018	A	MH coffee service	03	018	1690	9100	000000	000	41.20
072088	0001	04/06/2018	A	Cuyahoga vending	03	018	1690	9100	000000	000	23.85
072102	0003	04/06/2018	A	Coke Commission High	03	018	1690	9100	000000	000	45.31
072116	0001	04/12/2018	A	AP exams	03	018	1690	9100	000000	000	85.00
072128	0001	04/16/2018	A	MH coffee service	03	018	1690	9100	000000	000	39.00
072144	0001	04/20/2018	A	MH coffee service	03	018	1690	9100	000000	000	55.36
072176	0002	04/25/2018	A	Coke Commission High	03	018	1690	9100	000000	000	54.10
072191	0001	04/30/2018	A	MD coffee service	03	018	1690	9100	000000	000	39.61
RCPT CODE SUB-TOTAL:											5,568.43
FUND CODE SUB-TOTAL:											5,568.43
072065	0002	04/03/2018	A	JH school fees	03	018	1620	9200	000000	000	28.00
072091	0002	04/09/2018	A	JH fees princ acct	03	018	1620	9200	000000	000	14.00
072097	0001	04/10/2018	A	JH school fees princ acct	03	018	1620	9200	000000	000	14.00
072142	0002	04/19/2018	A	JH school fees	03	018	1620	9200	000000	000	63.00
072156	0001	04/23/2018	A	JH school fees	03	018	1620	9200	000000	000	14.00
072174	0002	04/25/2018	A	JH fees princ acct	03	018	1620	9200	000000	000	14.00
072196	0002	04/30/2018	A	JH fees princ acct	03	018	1620	9200	000000	000	19.00
RCPT CODE SUB-TOTAL:											166.00
072176	0005	04/25/2018	A	Coke Commission Jr High	03	018	1690	9200	000000	000	0.00
RCPT CODE SUB-TOTAL:											0.00
FUND CODE SUB-TOTAL:											166.00

STATUS (STS) CODES:

A-RECEIPT B-REFUND OF RECEIPT V-VOID REFUND OF RECEIPT X-REDUCTION OF EXPENDITURE
 C-APPROPRIATION OR BUDGET MODIFICATIONS D-EXPENSE/SUPPLIES DISTRIBUTION F-FUND TO FUND TRANSFER

TRANS NO	ITEM NO	TRANS DATE	STS	DESCRIPTION OR SOURCE	TI	FUND	RCPT	SPCC	SUBJ	OPU	TRANS AMOUNT
072102	0002	04/06/2018	A	Coke Commission East	03	018	1690	9300	000000	000	60.96
072176	0004	04/25/2018	A	Coke Commission East	03	018	1690	9300	000000	000	24.76
RCPT CODE SUB-TOTAL:											85.72
FUND CODE SUB-TOTAL:											85.72
072060	0002	04/02/2018	A	Central fees princ acct	03	018	1630	9400	000000	000	4.00
072060	0003	04/02/2018	A	CokeCola revenue	03	018	1630	9400	000000	000	26.02
072074	0002	04/03/2018	A	Central fees princ acct	03	018	1630	9400	000000	000	4.00
072085	0001	04/06/2018	A	Central school fees princ acct	03	018	1630	9400	000000	000	6.00
072114	0002	04/11/2018	A	Central school fees princ acct	03	018	1630	9400	000000	000	2.00
072114	0003	04/11/2018	A	1st gr fieldtrip	03	018	1630	9400	000000	000	36.00
072122	0001	04/13/2018	A	Fieldtrip money	03	018	1630	9400	000000	000	40.00
072133	0001	04/16/2018	A	Fieldtrip money	03	018	1630	9400	000000	000	146.00
072138	0001	04/17/2018	A	Fieldtrip money	03	018	1630	9400	000000	000	90.00
072141	0001	04/18/2018	A	Fieldtrip money	03	018	1630	9400	000000	000	74.00
072149	0001	04/19/2018	A	Fieldtrip money	03	018	1630	9400	000000	000	26.00
072154	0001	04/20/2018	A	Fieldtrip money	03	018	1630	9400	000000	000	38.00
072158	0001	04/23/2018	A	Fieldtrip money	03	018	1630	9400	000000	000	38.00
072173	0001	04/24/2018	A	Fieldtrip money	03	018	1630	9400	000000	000	104.00
072175	0001	04/25/2018	A	Fieldtrip money	03	018	1630	9400	000000	000	94.00
072182	0001	04/26/2018	A	Fieldtrip money	03	018	1630	9400	000000	000	38.00
072193	0001	04/27/2018	A	Fieldtrip money	03	018	1630	9400	000000	000	70.00
RCPT CODE SUB-TOTAL:											836.02
072197	0001	04/30/2018	A	Fieldtrip money	03	018	1690	9400	000000	000	104.00
RCPT CODE SUB-TOTAL:											104.00
FUND CODE SUB-TOTAL:											940.02
072067	0002	04/03/2018	A	Western fees princ acct	03	018	1630	9500	000000	000	10.00
RCPT CODE SUB-TOTAL:											10.00
072176	0003	04/25/2018	A	Coke Commission Wester	03	018	1690	9500	000000	000	40.51
RCPT CODE SUB-TOTAL:											40.51
FUND CODE SUB-TOTAL:											50.51

STATUS (STS) CODES:

A-RECEIPT B-REFUND OF RECEIPT V-VOID REFUND OF RECEIPT X-REDUCTION OF EXPENDITURE
 C-APPROPRIATION OR BUDGET MODIFICATIONS D-EXPENSE/SUPPLIES DISTRIBUTION F-FUND TO FUND TRANSFER

TRANS NO	ITEM NO	TRANS DATE	STS	DESCRIPTION OR SOURCE	TI	FUND	RCPT	SPCC	SUBJ	OPU	TRANS AMOUNT
072120	0003	04/13/2018	A	PTO Recycling-Central	03	019	1890	9121	000000	000	10.65
072172	0003	04/20/2018	A	PTO Recycling-Central	03	019	1890	9121	000000	000	4.92
RCPT CODE SUB-TOTAL:											15.57
FUND CODE SUB-TOTAL:											15.57
072120	0001	04/13/2018	A	PTO Recycling-Eastern	03	019	1890	9122	000000	000	10.64
072172	0001	04/20/2018	A	PTO Recycling-Eastern	03	019	1890	9122	000000	000	4.93
RCPT CODE SUB-TOTAL:											15.57
FUND CODE SUB-TOTAL:											15.57
072120	0002	04/13/2018	A	PTO Recycling-Western	03	019	1890	9123	000000	000	10.65
072172	0002	04/20/2018	A	PTO Recycling-Western	03	019	1890	9123	000000	000	4.92
RCPT CODE SUB-TOTAL:											15.57
FUND CODE SUB-TOTAL:											15.57
072081	0005	04/11/2018	B	BUILD A COMM OF READERS	03	019	1820	9208	000000	000	10.32-
RCPT CODE SUB-TOTAL:											10.32-
FUND CODE SUB-TOTAL:											10.32-
072081	0004	04/11/2018	B	LEARN TO READ FOR A LIFETIME	03	019	1820	9209	000000	000	59.95-
RCPT CODE SUB-TOTAL:											59.95-
FUND CODE SUB-TOTAL:											59.95-
072081	0001	04/11/2018	B	MULTI SENS. APPROACH TO LEARNI	03	019	1820	9210	000000	000	0.46-
RCPT CODE SUB-TOTAL:											0.46-
FUND CODE SUB-TOTAL:											0.46-

STATUS (STS) CODES:

A-RECEIPT B-REFUND OF RECEIPT V-VOID REFUND OF RECEIPT X-REDUCTION OF EXPENDITURE
 C-APPROPRIATION OR BUDGET MODIFICATIONS D-EXPENSE/SUPPLIES DISTRIBUTION F-FUND TO FUND TRANSFER

TRANS NO	ITEM NO	TRANS DATE	STS	DESCRIPTION OR SOURCE	TI	FUND	RCPT	SPCC	SUBJ	OPU	TRANS AMOUNT	
072081	0002	04/11/2018	B	BEE AWARENESS	03	019	1820	9211	000000	000	17.58-	
											RCPT CODE SUB-TOTAL:	17.58-
											FUND CODE SUB-TOTAL:	17.58-
072081	0003	04/11/2018	B	DON'T LET THE PIGEON STOP TALK	03	019	1820	9212	000000	000	19.17-	
											RCPT CODE SUB-TOTAL:	19.17-
											FUND CODE SUB-TOTAL:	19.17-
072100	0001	04/11/2018	A	Richland Cty Foundation Grant	03	019	1820	9301	000000	000	15,000.00	
											RCPT CODE SUB-TOTAL:	15,000.00
											FUND CODE SUB-TOTAL:	15,000.00
072201	0002	04/30/2018	A	Richland Bank Int. 024	03	024	1410	0000	000000	000	1,585.03	
											RCPT CODE SUB-TOTAL:	1,585.03
072131	0001	04/17/2018	A	Heck Apr Cobra	03	024	1872	0000	000000	000	2,067.90	
072160	0001	04/24/2018	A	Zupan April Cobra	03	024	1872	0000	000000	000	943.10	
072160	0002	04/24/2018	A	Ramey Apr insurance	03	024	1872	0000	000000	000	30.28	
072160	0003	04/24/2018	A	Kastran Mar & Apr ins	03	024	1872	0000	000000	000	408.62	
072181	0001	04/26/2018	A	Clay April cobra pymt	03	024	1872	0000	000000	000	900.59	
072198	0001	04/30/2018	A	Employees' Premiums May	03	024	1872	0000	000000	000	64,965.05	
072199	0001	04/30/2018	A	Board's Premiums Apr	03	024	1872	0000	000000	000	359,056.03	
											RCPT CODE SUB-TOTAL:	428,371.57
											FUND CODE SUB-TOTAL:	429,956.60
072073	0001	04/03/2018	A	Hoodie sale	03	200	1620	9102	000000	000	1,060.00	
072164	0001	04/24/2018	A	Drama club apparel sales	03	200	1620	9102	000000	000	45.00	
											RCPT CODE SUB-TOTAL:	1,105.00
072086	0001	04/06/2018	A	Musical donation	03	200	1820	9102	000000	000	350.00	

STATUS (STS) CODES:

A-RECEIPT B-REFUND OF RECEIPT V-VOID REFUND OF RECEIPT X-REDUCTION OF EXPENDITURE
 C-APPROPRIATION OR BUDGET MODIFICATIONS D-EXPENSE/SUPPLIES DISTRIBUTION F-FUND TO FUND TRANSFER

TRANS NO	ITEM NO	TRANS DATE	STS	DESCRIPTION OR SOURCE	TI	FUND	RCPT	SPCC	SUBJ	OPU	TRANS AMOUNT	
											RCPT CODE SUB-TOTAL:	350.00
											FUND CODE SUB-TOTAL:	1,455.00
072187	0001	04/27/2018	A	Techman Sales Donation	03	200	1820	9104	000000	000		400.00
											RCPT CODE SUB-TOTAL:	400.00
											FUND CODE SUB-TOTAL:	400.00
072115	0001	04/12/2018	A	Leo Club recycling	03	200	1690	9108	000000	000		109.65
											RCPT CODE SUB-TOTAL:	109.65
											FUND CODE SUB-TOTAL:	109.65
072163	0001	04/24/2018	A	Yearbook sales	03	200	1620	9119	000000	000		130.00
072178	0001	04/26/2018	A	Yearbook sales	03	200	1620	9119	000000	000		385.00
072192	0001	04/30/2018	A	Yearbook sales	03	200	1620	9119	000000	000		1,050.00
											RCPT CODE SUB-TOTAL:	1,565.00
072077	0001	04/04/2018	A	Yearbook ad sale	03	200	1690	9119	000000	000		85.00
											RCPT CODE SUB-TOTAL:	85.00
											FUND CODE SUB-TOTAL:	1,650.00
072121	0002	04/13/2018	A	Milliron JH informed teens	03	200	1690	9612	000000	000		10.86
											RCPT CODE SUB-TOTAL:	10.86
											FUND CODE SUB-TOTAL:	10.86
072155	0001	04/23/2018	A	JH PE vending	03	300	1620	9206	000000	000		300.00
											RCPT CODE SUB-TOTAL:	300.00
											FUND CODE SUB-TOTAL:	300.00

STATUS (STS) CODES:
 A-RECEIPT B-REFUND OF RECEIPT V-VOID REFUND OF RECEIPT X-REDUCTION OF EXPENDITURE
 C-APPROPRIATION OR BUDGET MODIFICATIONS D-EXPENSE/SUPPLIES DISTRIBUTION F-FUND TO FUND TRANSFER

TRANS NO	ITEM NO	TRANS DATE	STS DESCRIPTION OR SOURCE	TI	FUND	RCPT	SPCC	SUBJ	OPU	TRANS AMOUNT
072094	0001	04/09/2018	A Lex Track Invite Adm 4/7	03	300	1610	9600	000000	712	3,200.00
072123	0001	04/13/2018	A Dist Boys BB tourn share	03	300	1610	9600	000000	707	2,621.75
RCPT CODE SUB-TOTAL:										5,821.75
072061	0001	04/02/2018	A Replace Ck Lex Swim invit	03	300	1890	9600	000000	709	130.00
072062	0001	04/02/2018	A Lex Track Invite	03	300	1890	9600	000000	712	200.00
072063	0001	04/02/2018	A Boys Tennis Invite	03	300	1890	9600	000000	711	200.00
072093	0001	04/09/2018	A Lex Track Invite program sales	03	300	1890	9600	000000	712	197.00
072124	0001	04/13/2018	A 2018 Track Invite entrie fees	03	300	1890	9600	000000	712	600.00
072126	0001	04/16/2018	A 2017 Girls Tennis Invite fee	03	300	1890	9600	000000	705	250.00
072127	0001	04/16/2018	A 2017 Boys Golf Invite fee	03	300	1890	9600	000000	706	285.00
072148	0001	04/16/2018	A Track Invite entry fee	03	300	1890	9600	000000	712	400.00
072150	0001	04/20/2018	A Volleyball Camp registration	03	300	1890	9600	000000	702	240.00
072151	0001	04/20/2018	A Girls BB Camp registration	03	300	1890	9600	000000	708	180.00
072152	0001	04/20/2018	A Boys Tennis Invite entry	03	300	1890	9600	000000	705	200.00
072153	0001	04/20/2018	A Track Tourn Invite entry	03	300	1890	9600	000000	705	200.00
072183	0001	04/27/2018	A Girls BB camp fees	03	300	1890	9600	000000	708	120.00
072184	0001	04/27/2018	A Boys Tennis Invite fees	03	300	1890	9600	000000	711	200.00
072185	0001	04/27/2018	A Swim Invite entry fee	03	300	1890	9600	000000	709	130.00
072186	0001	04/27/2018	A Volleyball Camp fees	03	300	1890	9600	000000	702	125.00
RCPT CODE SUB-TOTAL:										3,657.00
FUND CODE SUB-TOTAL:										9,478.75
072099	0001	04/11/2018	A donation music program	03	300	1690	9603	000000	000	86.00
072161	0001	04/24/2018	A 1st gr music DVD sales	03	300	1690	9603	000000	000	85.00
072177	0001	04/26/2018	A Music DVD sales	03	300	1690	9603	000000	000	55.00
072195	0001	04/30/2018	A Music DVD sales	03	300	1690	9603	000000	000	50.00
RCPT CODE SUB-TOTAL:										276.00
FUND CODE SUB-TOTAL:										276.00
GRAND TOTAL:										3,299,264.49

STATUS (STS) CODES:

A-RECEIPT B-REFUND OF RECEIPT V-VOID REFUND OF RECEIPT X-REDUCTION OF EXPENDITURE
 C-APPROPRIATION OR BUDGET MODIFICATIONS D-EXPENSE/SUPPLIES DISTRIBUTION F-FUND TO FUND TRANSFER

	FYTD Receivable	FYTD Actual Receipts	MTD Actual Receipts	YTD Actual Receipts	FYTD Balance Receivable	FYTD Percent Received
*****TOTAL FOR FUND-SEC 001 0000 (GENERAL FUND):	23,769,839.00	21,870,867.37	2,724,579.93	10,318,209.88	1,898,971.63	92.01
*****TOTAL FOR FUND-SEC 003 0000 (PERMANENT IMPROVEMENT FUND):	690,237.00	660,810.49	61,529.70	354,176.51	29,426.51	95.74
*****TOTAL FOR FUND-SEC 006 0000 (FOOD SERVICE FUND):	747,980.00	523,730.00	47,486.67	233,061.54	224,250.00	70.02
*****TOTAL FOR FUND-SEC 007 9100 (LEXINGTON MINUTEMEN ACADEMIC SCHOLARSHIP FUND):	1,326.00	5,909.74	66.33	1,882.58	4,583.74	445.68
*****TOTAL FOR FUND-SEC 007 9800 (TERRY McCAMMON SCHOLARSHIP FUND):	108.00	322.04	215.09	259.36	214.04	298.19
*****TOTAL FOR FUND-SEC 007 9801 (MINUTEMAN ALUMNI SCHOLARSHIP FUND):	13.00	0.00	0.00	0.00	13.00	0.00
*****TOTAL FOR FUND-SEC 018 9100 (HIGH SCHOOL PRINCIPAL'S FUND):	11,507.00	10,558.52	5,568.43	6,840.53	948.48	91.76
*****TOTAL FOR FUND-SEC 018 9200 (JUNIOR HIGH PRINCIPAL'S FUND):	7,012.00	5,113.79	166.00	362.75	1,898.21	72.93
*****TOTAL FOR FUND-SEC 018 9300 (EASTERN PRINCIPAL'S FUND):	10,568.00	6,069.81	85.72	441.19	4,498.19	57.44
*****TOTAL FOR FUND-SEC 018 9301 (EASTERN ELEMENTARY BOOKFAIR/BOXTOPS FUND):	3,743.00	1,281.50	0.00	1,281.50	2,461.50	34.24

*** NOTE!! ONLY ACTIVE ACCOUNTS HAVE BEEN SELECTED, TOTALS MAY EXCLUDE AMOUNTS THAT ARE RELATED TO INACTIVE ACCOUNTS. ***

	FYTD Receivable	FYTD Actual Receipts	MTD Actual Receipts	YTD Actual Receipts	FYTD Balance Receivable	FYTD Percent Received
*****TOTAL FOR FUND-SCC 018 9302 (EASTERN ELEMENTARY MATH):	0.00	1,226.00	0.00	0.00	1,226.00	0.00
*****TOTAL FOR FUND-SCC 018 9400 (CENTRAL PRINCIPAL'S FUND):	6,698.00	4,714.23	940.02	2,952.09	1,983.77	70.38
*****TOTAL FOR FUND-SCC 018 9401 (CENTRAL ELEMENTARY BOOKFAIR FUND):	5,727.00	3,360.95	0.00	29.00	2,366.05	58.69
*****TOTAL FOR FUND-SCC 018 9402 (CENTRAL ELEMENTARY ART):	1,750.00	0.00	0.00	0.00	1,750.00	0.00
*****TOTAL FOR FUND-SCC 018 9500 (WESTERN PRINCIPAL'S FUND):	9,695.00	4,983.49	50.51	873.51	4,711.51	51.40
*****TOTAL FOR FUND-SCC 018 9501 (WESTERN ELEMENTARY BOOKFAIR/BOXTOPS FUND):	6,253.00	4,634.82	0.00	250.00	1,618.18	74.12
*****TOTAL FOR FUND-SCC 018 9503 (WESTERN ELEMENTARY ART):	1,900.00	0.00	0.00	0.00	1,900.00	0.00
*****TOTAL FOR FUND-SCC 019 9121 (CENTRAL ELEMENTARY PTO GRANTS):	2,500.00	1,137.51	15.57	46.25	1,362.49	45.50
*****TOTAL FOR FUND-SCC 019 9122 (EASTERN ELEMENTARY PTO GRANTS):	2,500.00	1,137.49	15.57	46.26	1,362.51	45.50
*****TOTAL FOR FUND-SCC 019 9123 (WESTERN ELEMENTARY PTO GRANTS):	2,500.00	1,137.48	15.57	46.27	1,362.52	45.50

*** NOTE!! ONLY ACTIVE ACCOUNTS HAVE BEEN SELECTED, TOTALS MAY EXCLUDE AMOUNTS THAT ARE RELATED TO INACTIVE ACCOUNTS. ***

LEXINGTON LOCAL SCHOOLS
 Revenue Account Summary
 SORTED BY FUND-SCC/ACCT

	FYTD Receivable	FYTD Actual Receipts	MTD Actual Receipts	YTD Actual Receipts	FYTD Balance Receivable	FYTD Percent Received
*****TOTAL FOR FUND-SCC 019 9208 (RICHLAND CO FOUND-BUILD A COMM OF READERS):	0.00	10.32-	10.32-	10.32-	10.32	0.00
*****TOTAL FOR FUND-SCC 019 9209 (RICH CO FOUND-LEARN TO READ FOR A LIFETIME):	0.00	59.95-	59.95-	59.95-	59.95	0.00
*****TOTAL FOR FUND-SCC 019 9210 (RICH CO FOUND-MULTI-SENS APPROACH TO LEARNING):	0.00	0.46-	0.46-	0.46-	0.46	0.00
*****TOTAL FOR FUND-SCC 019 9211 (RICH CO FOUND-BEE AWARENESS):	0.00	17.58-	17.58-	17.58-	17.58	0.00
*****TOTAL FOR FUND-SCC 019 9212 (RICH CO FOUND-DONT LET THE PIGEON STOP TALK):	0.00	19.17-	19.17-	19.17-	19.17	0.00
*****TOTAL FOR FUND-SCC 019 9213 (RICH CO FOUND-BRAIN GAMES 5.0):	1,500.00	1,500.00	0.00	0.00	0.00	100.00
*****TOTAL FOR FUND-SCC 019 9214 (RICH CO FOUND-TALKING SENSE TO OUR NUMBERS):	1,269.63	1,269.63	0.00	0.00	0.00	100.00
*****TOTAL FOR FUND-SCC 019 9215 (RICH CO FOUND-SEE THE CIVILIZATION):	117.55	117.55	0.00	0.00	0.00	100.00
*****TOTAL FOR FUND-SCC 019 9216 (RICH CO FOUND-SCIENCE OLYMPIAD):	1,500.00	1,500.00	0.00	0.00	0.00	100.00
*****TOTAL FOR FUND-SCC 019 9217 (RICH CO FOUND-KICK BACK WITH CLASSICS):	902.25	902.25	0.00	0.00	0.00	100.00

*** NOTE!! ONLY ACTIVE ACCOUNTS HAVE BEEN SELECTED, TOTALS MAY EXCLUDE AMOUNTS THAT ARE RELATED TO INACTIVE ACCOUNTS. ***

LEXINGTON LOCAL SCHOOLS
 Revenue Account Summary
 SORTED BY FUND-SCC/ACCT

	FYTD Receivable	FYTD Actual Receipts	MTD Actual Receipts	YTD Actual Receipts	FYTD Balance Receivable	FYTD Percent Received
*****TOTAL FOR FUND-SCC 019 9301 (RICH CO FOUND/SECO ROBOTICS GRANT (HEIMANN)):	15,500.00	15,500.00	15,000.00	15,500.00	0.00	100.00
*****TOTAL FOR FUND-SCC 019 9502 (RICHLAND CO HMG SENSORY GRANT):	2,000.00	0.00	0.00	0.00	2,000.00	0.00
*****TOTAL FOR FUND-SCC 022 9601 (OHSAA TOURNAMENT AGENCY FUND):	69,861.00	48,149.56	0.00	27,211.75	21,711.44	68.92
*****TOTAL FOR FUND-SCC 024 0000 (EMPLOYEE BENEFITS FUND FOR MEDICAL/DENTAL):	4,642,786.00	4,055,890.79	429,956.60	1,722,408.88	586,895.21	87.36
*****TOTAL FOR FUND-SCC 200 9102 (HIGH SCHOOL DRAMA CLUB):	30,256.00	15,892.50	1,455.00	15,842.50	14,365.50	52.52
*****TOTAL FOR FUND-SCC 200 9104 (HIGH SCHOOL LEADERSHIP COUNCIL):	2,806.00	3,682.00	400.00	400.00	876.00	131.22
*****TOTAL FOR FUND-SCC 200 9105 (HIGH SCHOOL FRENCH CLUB):	240.00	184.00	0.00	0.00	56.00	76.67
*****TOTAL FOR FUND-SCC 200 9107 (HIGH SCHOOL SPANISH CLUB):	790.00	380.00	0.00	150.00	410.00	48.10
*****TOTAL FOR FUND-SCC 200 9108 (HIGH SCHOOL LEO CLUB):	1,557.00	919.99	109.65	109.65	637.01	59.09
*****TOTAL FOR FUND-SCC 200 9114 (HIGH SCHOOL STUDENT COUNCIL FUND):	872.00	480.00	0.00	0.00	392.00	55.05

*** NOTE!! ONLY ACTIVE ACCOUNTS HAVE BEEN SELECTED, TOTALS MAY EXCLUDE AMOUNTS THAT ARE RELATED TO INACTIVE ACCOUNTS. ***

LEXINGTON LOCAL SCHOOLS
 Revenue Account Summary
 SORTED BY FUND-SCC/ACCT

	FYTD Receivable	FYTD Actual Receipts	MTD Actual Receipts	YTD Actual Receipts	FYTD Balance Receivable	FYTD Percent Received
*****TOTAL FOR FUND-SCC 200 9115 (HIGH SCHOOL KEY CLUB):	366.00	436.00	0.00	36.00	70.00-	119.13
*****TOTAL FOR FUND-SCC 200 9116 (HIGH SCHOOL CHESS CLUB):	50.00	0.00	0.00	0.00	50.00	0.00
*****TOTAL FOR FUND-SCC 200 9119 (HIGH SCHOOL YEARBOOK FUND):	18,754.00	11,807.73	1,650.00	3,270.00	6,946.27	62.96
*****TOTAL FOR FUND-SCC 200 9121 (HIGH SCHOOL NATIONAL HONOR SOCIETY):	2,766.00	1,390.00	0.00	0.00	1,376.00	50.25
*****TOTAL FOR FUND-SCC 200 9201 (JUNIOR HIGH ART CLUB):	276.00	95.50	0.00	0.00	180.50	34.60
*****TOTAL FOR FUND-SCC 200 9204 (JUNIOR HIGH STUDENT COUNCIL FUND):	721.00	1,550.50	0.00	407.00	829.50-	215.05
*****TOTAL FOR FUND-SCC 200 9205 (JUNIOR HIGH LIBRARY CLUB):	554.00	553.50-	0.00	0.00	1,107.50	99.91-
*****TOTAL FOR FUND-SCC 200 9301 (EASTERN ELEMENTARY STUDENT ACTIVITY FUND):	2,445.00	2,224.68	0.00	1,395.06	220.32	90.99
*****TOTAL FOR FUND-SCC 200 9611 (HIGH SCHOOL INFORMED TEENS FUND):	1,546.00	1,402.00	0.00	0.00	144.00	90.69
*****TOTAL FOR FUND-SCC 200 9612 (JUNIOR HIGH INFORMED TEENS FUND):	484.00	231.46	10.86	71.46	252.54	47.82

*** NOTE!! ONLY ACTIVE ACCOUNTS HAVE BEEN SELECTED, TOTALS MAY EXCLUDE AMOUNTS THAT ARE RELATED TO INACTIVE ACCOUNTS. ***

	FYTD Receivable	FYTD Actual Receipts	MTD Actual Receipts	YTD Actual Receipts	FYTD Balance Receivable	FYTD Percent Received
*****TOTAL FOR FUND-SCC 300 9115 (JAZZ BAND):	2,438.00	458.00	0.00	458.00	1,980.00	18.79
*****TOTAL FOR FUND-SCC 300 9116 (CHOIR):	50.00	200.00	0.00	0.00	150.00-	400.00
*****TOTAL FOR FUND-SCC 300 9206 (JUNIOR HIGH PHYS ED DEPARTMENT FUND):	2,640.00	2,790.00	300.00	1,200.00	150.00-	105.68
*****TOTAL FOR FUND-SCC 300 9600 (ATHLETIC FUND):	240,000.00	206,064.28	9,478.75	44,080.26	33,935.72	85.86
*****TOTAL FOR FUND-SCC 300 9601 (ATHLETIC CAPITAL FUND):	0.00	13,000.00	0.00	0.00	13,000.00-	0.00
*****TOTAL FOR FUND-SCC 300 9603 (ELEMENTARY MUSIC):	223.00	276.00	276.00	276.00	53.00-	123.77
*****TOTAL FOR FUND-SCC 451 9018 (Network Connectivity FY 2018):	9,000.00	9,000.00	0.00	4,500.00	0.00	100.00
*****TOTAL FOR FUND-SCC 516 9017 (IDEA-B SPECIAL EDUCATION FY17):	114,221.06	59,949.37	0.00	0.00	54,271.69	52.49
*****TOTAL FOR FUND-SCC 516 9018 (IDEA-B SPECIAL EDUCATION FY18):	427,333.82	275,454.52	0.00	150,279.92	151,879.30	64.46
*****TOTAL FOR FUND-SCC 572 9017 (TITLE I FY17):	181,992.96	109,634.66	0.00	0.00	72,358.30	60.24

*** NOTE!! ONLY ACTIVE ACCOUNTS HAVE BEEN SELECTED, TOTALS MAY EXCLUDE AMOUNTS THAT ARE RELATED TO INACTIVE ACCOUNTS. ***

	FYTD Receivable	FYTD Actual Receipts	MTD Actual Receipts	YTD Actual Receipts	FYTD Balance Receivable	FYTD Percent Received
*****TOTAL FOR FUND-SCC 572 9018 (TITLE I FY18):	253,139.09	185,368.14	0.00	81,116.73	67,770.95	73.23
*****TOTAL FOR FUND-SCC 587 9017 (EARLY CHILDHOOD SPECIAL EDUCATION IDEA FY17):	2,377.62	293.23	0.00	0.00	2,084.39	12.33
*****TOTAL FOR FUND-SCC 587 9018 (EARLY CHILDHOOD SPECIAL EDUCATION IDEA FY18):	14,544.71	5,608.81	0.00	4,125.53	8,935.90	38.56
*****TOTAL FOR FUND-SCC 590 9018 (TITLE II-A IMPROVING TEACHER QUALITY FY18):	59,170.55	48,355.66	0.00	22,835.32	10,814.89	81.72
*****TOTAL FOR FUND-SCC 599 9018 (TITLE IV):	10,000.00	4,050.00	0.00	4,050.00	5,950.00	40.50
*****GRAND TOTALS:	31,398,908.24	28,192,343.06	3,299,264.49	13,020,375.80	3,206,565.18	89.79

*** NOTE!! ONLY ACTIVE ACCOUNTS HAVE BEEN SELECTED, TOTALS MAY EXCLUDE AMOUNTS THAT ARE RELATED TO INACTIVE ACCOUNTS. ***

LEXINGTON LOCAL SCHOOLS
 Appropriation Account Summary
 SORTED BY FUND-SCC

FYTD Appropriated	Prior FY Carryover Encumbrances	FYTD Expendable	FYTD Actual Expenditures	MTD Actual Expenditures	Current Encumbrances	FYTD Unencumbered Balance	FYTD Percent Exp/Enc
*****TOTAL FOR FUND-SCC 001 0000 (GENERAL FUND):							
24,261,301.00	229,036.40	24,490,337.40	20,234,262.23	2,265,694.20	760,698.64	3,495,376.53	85.73
*****TOTAL FOR FUND-SCC 003 0000 (PERMANENT IMPROVEMENT FUND):							
782,786.89	5,373.00	788,159.89	725,506.52	8,850.03	38,119.61	24,533.76	96.89
*****TOTAL FOR FUND-SCC 006 0000 (FOOD SERVICE FUND):							
747,992.48	0.00	747,992.48	622,860.18	61,751.17	65,771.37	59,360.93	92.06
*****TOTAL FOR FUND-SCC 007 9100 (LEXINGTON MINUTEMEN ACADEMIC SCHOLARSHIP FUND):							
9,250.00	500.00	9,750.00	6,658.72	0.00	500.00	2,591.28	73.42
*****TOTAL FOR FUND-SCC 007 9800 (TERRY McCAMMON SCHOLARSHIP FUND):							
750.00	0.00	750.00	500.00	0.00	0.00	250.00	66.67
*****TOTAL FOR FUND-SCC 018 9100 (HIGH SCHOOL PRINCIPAL'S FUND):							
13,259.65	495.00	13,754.65	5,240.74	422.70	356.30	8,157.61	40.69
*****TOTAL FOR FUND-SCC 018 9200 (JUNIOR HIGH PRINCIPAL'S FUND):							
8,198.66	984.50	9,183.16	941.00	0.00	7,248.00	994.16	89.17
*****TOTAL FOR FUND-SCC 018 9300 (EASTERN PRINCIPAL'S FUND):							
19,955.96	31.25	19,987.21	10,614.85	1,249.77	507.82	8,864.54	55.65
*****TOTAL FOR FUND-SCC 018 9301 (EASTERN ELEMENTARY BOOKFAIR/BOXTOPS FUND):							
11,000.00	0.00	11,000.00	1,360.86	197.40	4,124.17	5,514.97	49.86
*****TOTAL FOR FUND-SCC 018 9302 (EASTERN ELEMENTARY MATH):							
1,072.16	0.00	1,072.16	693.86	82.44	306.14	72.16	93.27

*** NOTE!! ONLY ACTIVE ACCOUNTS HAVE BEEN SELECTED, TOTALS MAY EXCLUDE AMOUNTS THAT ARE RELATED TO INACTIVE ACCOUNTS. ***

LEXINGTON LOCAL SCHOOLS
 Appropriation Account Summary
 SORTED BY FUND-SCC

FYTD Appropriated	Prior FY Carryover Encumbrances	FYTD Expendable	FYTD Actual Expenditures	MTD Actual Expenditures	Current Encumbrances	FYTD Unencumbered Balance	FYTD Percent Exp/Enc
*****TOTAL FOR FUND-SCC 018 9400 (CENTRAL PRINCIPAL'S FUND):							
13,129.23	1,127.21	14,256.44	2,294.21	0.00	2,402.19	9,560.04	32.94
*****TOTAL FOR FUND-SCC 018 9401 (CENTRAL ELEMENTARY BOOKFAIR FUND):							
6,928.28	2,500.00	9,428.28	3,829.83	34.95	4,990.70	607.75	93.55
*****TOTAL FOR FUND-SCC 018 9402 (CENTRAL ELEMENTARY ART):							
2,859.00	0.00	2,859.00	0.00	0.00	0.00	2,859.00	0.00
*****TOTAL FOR FUND-SCC 018 9500 (WESTERN PRINCIPAL'S FUND):							
15,500.00	1,702.29	17,202.29	2,250.33	118.93	2,754.50	12,197.46	29.09
*****TOTAL FOR FUND-SCC 018 9501 (WESTERN ELEMENTARY BOOKFAIR/BOXTOPS FUND):							
9,239.55	0.00	9,239.55	5,237.20	409.33	0.00	4,002.35	56.68
*****TOTAL FOR FUND-SCC 018 9503 (WESTERN ELEMENTARY ART):							
2,739.42	0.00	2,739.42	0.00	0.00	0.00	2,739.42	0.00
*****TOTAL FOR FUND-SCC 018 9901 (JUNIOR HIGH TEACHER ADVISORY FUND):							
109.25	0.00	109.25	0.00	0.00	0.00	109.25	0.00
*****TOTAL FOR FUND-SCC 019 9001 (ACADEMIC BOOSTERS GRANTS):							
769.07	0.00	769.07	0.00	0.00	0.00	769.07	0.00
*****TOTAL FOR FUND-SCC 019 9121 (CENTRAL ELEMENTARY PTO GRANTS):							
3,311.03	0.00	3,311.03	586.52	0.00	1,095.47	1,629.04	50.80
*****TOTAL FOR FUND-SCC 019 9122 (EASTERN ELEMENTARY PTO GRANTS):							
4,735.89	100.00	4,835.89	3,150.80	0.00	0.00	1,705.09	64.89

*** NOTE!! ONLY ACTIVE ACCOUNTS HAVE BEEN SELECTED, TOTALS MAY EXCLUDE AMOUNTS THAT ARE RELATED TO INACTIVE ACCOUNTS. ***

LEXINGTON LOCAL SCHOOLS
 Appropriation Account Summary
 SORTED BY FUND-SCC

FYTD Appropriated	Prior FY Carryover Encumbrances	FYTD Expendable	FYTD Actual Expenditures	MTD Actual Expenditures	Current Encumbrances	FYTD Unencumbered Balance	FYTD Percent Exp/Enc
*****TOTAL FOR FUND-SCC 019 9123 (WESTERN ELEMENTARY PTO GRANTS):							
5,895.96	412.68	6,308.64	1,141.04	0.00	639.73	4,527.87	28.23
*****TOTAL FOR FUND-SCC 019 9200 (RICHLAND COUNTY FOUNDATION GRANT PLAYGROUND):							
200.00	0.00	200.00	0.00	0.00	0.00	200.00	0.00
*****TOTAL FOR FUND-SCC 019 9208 (RICHLAND CO FOUND-BUILD A COMM OF READERS):							
10.32	0.00	10.32	0.00	0.00	0.00	10.32	0.00
*****TOTAL FOR FUND-SCC 019 9209 (RICH CO FOUND-LEARN TO READ) FOR A LIFETIME):							
59.95	0.00	59.95	0.00	0.00	0.00	59.95	0.00
*****TOTAL FOR FUND-SCC 019 9210 (RICH CO FOUND-MULTI-SENS APPROACH TO LEARNING):							
0.46	0.00	0.46	0.00	0.00	0.00	0.46	0.00
*****TOTAL FOR FUND-SCC 019 9211 (RICH CO FOUND-BEE AWARENESS):							
17.58	0.00	17.58	0.00	0.00	0.00	17.58	0.00
*****TOTAL FOR FUND-SCC 019 9212 (RICH CO FOUND-DONT LET THE PIGEON STOP TALK):							
19.17	0.00	19.17	0.00	0.00	0.00	19.17	0.00
*****TOTAL FOR FUND-SCC 019 9213 (RICH CO FOUND-BRAIN GAMES 5.0):							
1,500.00	0.00	1,500.00	1,278.49	506.82	221.51	0.00	100.00
*****TOTAL FOR FUND-SCC 019 9214 (RICH CO FOUND-TALKING SENSE TO OUR NUMBERS):							
1,269.63	0.00	1,269.63	593.01	0.00	724.18	47.56	103.75
*****TOTAL FOR FUND-SCC 019 9215 (RICH CO FOUND-SEE THE CIVILIZATION):							
117.55	0.00	117.55	0.00	0.00	0.00	117.55	0.00

*** NOTE!! ONLY ACTIVE ACCOUNTS HAVE BEEN SELECTED, TOTALS MAY EXCLUDE AMOUNTS THAT ARE RELATED TO INACTIVE ACCOUNTS. ***

LEXINGTON LOCAL SCHOOLS
 Appropriation Account Summary
 SORTED BY FUND-SCC

FYTD Appropriated	Prior FY Carryover Encumbrances	FYTD Expendable	FYTD Actual Expenditures	MTD Actual Expenditures	Current Encumbrances	FYTD Unencumbered Balance	FYTD Percent Exp/Enc
*****TOTAL FOR FUND-SCC 019 9216 (RICH CO FOUND-SCIENCE OLYMPIAD):							
1,500.00	0.00	1,500.00	1,031.15	0.00	523.35	54.50	103.63
*****TOTAL FOR FUND-SCC 019 9217 (RICH CO FOUND-KICK BACK WITH CLASSICS):							
902.25	0.00	902.25	902.25	0.00	0.00	0.00	100.00
*****TOTAL FOR FUND-SCC 019 9301 (RICH CO FOUND/SECO ROBOTICS GRANT (HEIMANN)):							
15,500.00	0.00	15,500.00	0.00	0.00	15,000.00	500.00	96.77
*****TOTAL FOR FUND-SCC 019 9502 (RICHLAND CO HMG SENSORY GRANT):							
2,000.00	2,000.00	4,000.00	2,000.00	0.00	569.75	1,430.25	64.24
*****TOTAL FOR FUND-SCC 022 9601 (OHSAA TOURNAMENT AGENCY FUND):							
70,231.96	1,886.30	72,118.26	43,406.91	14,167.72	11,696.03	17,015.32	76.41
*****TOTAL FOR FUND-SCC 024 0000 (EMPLOYEE BENEFITS FUND FOR MEDICAL/DENTAL):							
5,563,221.01	0.00	5,563,221.01	3,514,749.51	448,218.98	206,084.35	1,842,387.15	66.88
*****TOTAL FOR FUND-SCC 200 9101 (HIGH SCHOOL ART CLUB):							
93.76	0.00	93.76	0.00	0.00	0.00	93.76	0.00
*****TOTAL FOR FUND-SCC 200 9102 (HIGH SCHOOL DRAMA CLUB):							
24,550.00	0.00	24,550.00	12,006.77	4,662.89	5,909.00	6,634.23	72.98
*****TOTAL FOR FUND-SCC 200 9103 (HIGH SCHOOL MATH CLUB):							
52.70	0.00	52.70	0.00	0.00	0.00	52.70	0.00
*****TOTAL FOR FUND-SCC 200 9104 (HIGH SCHOOL LEADERSHIP COUNCIL):							
3,560.45	110.00	3,670.45	3,314.00	0.00	345.79	10.66	99.71

*** NOTE!! ONLY ACTIVE ACCOUNTS HAVE BEEN SELECTED, TOTALS MAY EXCLUDE AMOUNTS THAT ARE RELATED TO INACTIVE ACCOUNTS. ***

LEXINGTON LOCAL SCHOOLS
 Appropriation Account Summary
 SORTED BY FUND-SCC

FYTD Appropriated	Prior FY Carryover Encumbrances	FYTD Expendable	FYTD Actual Expenditures	MTD Actual Expenditures	Current Encumbrances	FYTD Unencumbered Balance	FYTD Percent Exp/Enc
*****TOTAL FOR FUND-SCC 200 9105 (HIGH SCHOOL FRENCH CLUB):							
417.37	0.00	417.37	104.00	104.00	0.00	313.37	24.92
*****TOTAL FOR FUND-SCC 200 9107 (HIGH SCHOOL SPANISH CLUB):							
1,564.97	0.00	1,564.97	468.93	372.00	378.00	718.04	54.12
*****TOTAL FOR FUND-SCC 200 9108 (HIGH SCHOOL LEO CLUB):							
4,361.41	144.47	4,505.88	276.95	125.00	1,734.05	2,494.88	44.63
*****TOTAL FOR FUND-SCC 200 9114 (HIGH SCHOOL STUDENT COUNCIL FUND):							
3,748.98	0.00	3,748.98	1,670.69	854.83	1,534.98	523.31	86.04
*****TOTAL FOR FUND-SCC 200 9115 (HIGH SCHOOL KEY CLUB):							
2,133.62	0.00	2,133.62	615.79	0.00	144.21	1,373.62	35.62
*****TOTAL FOR FUND-SCC 200 9116 (HIGH SCHOOL CHESS CLUB):							
371.00	0.00	371.00	0.00	0.00	0.00	371.00	0.00
*****TOTAL FOR FUND-SCC 200 9119 (HIGH SCHOOL YEARBOOK FUND):							
40,000.00	15,500.00	55,500.00	10,449.60	2,714.80	12,285.20	32,765.20	40.96
*****TOTAL FOR FUND-SCC 200 9120 (HIGH SCHOOL JOURNALISM FUND):							
665.44	0.00	665.44	30.00	0.00	100.00	535.44	19.54
*****TOTAL FOR FUND-SCC 200 9121 (HIGH SCHOOL NATIONAL HONOR SOCIETY):							
3,209.49	197.72	3,407.21	1,278.98	0.00	164.27	1,963.96	42.36
*****TOTAL FOR FUND-SCC 200 9201 (JUNIOR HIGH ART CLUB):							
665.63	0.00	665.63	0.00	0.00	0.00	665.63	0.00

*** NOTE!! ONLY ACTIVE ACCOUNTS HAVE BEEN SELECTED, TOTALS MAY EXCLUDE AMOUNTS THAT ARE RELATED TO INACTIVE ACCOUNTS. ***

LEXINGTON LOCAL SCHOOLS
 Appropriation Account Summary
 SORTED BY FUND-SCC

FYTD Appropriated	Prior FY Carryover Encumbrances	FYTD Expendable	FYTD Actual Expenditures	MTD Actual Expenditures	Current Encumbrances	FYTD Unencumbered Balance	FYTD Percent Exp/Enc
*****TOTAL FOR FUND-SCC 200 9204 (JUNIOR HIGH STUDENT COUNCIL FUND):							
1,017.50	0.00	1,017.50	520.64	0.00	29.36	467.50	54.05
*****TOTAL FOR FUND-SCC 200 9205 (JUNIOR HIGH LIBRARY CLUB):							
1,185.15	0.00	1,185.15	0.00	0.00	0.00	1,185.15	0.00
*****TOTAL FOR FUND-SCC 200 9301 (EASTERN ELEENENTARY STUDENT ACTIVITY FUND):							
3,115.03	0.00	3,115.03	1,420.13	105.08	1,394.92	299.98	90.37
*****TOTAL FOR FUND-SCC 200 9611 (HIGH SCHOOL INFORMED TEENS FUND):							
2,459.63	0.00	2,459.63	1,412.00	10.00	0.00	1,047.63	57.41
*****TOTAL FOR FUND-SCC 200 9612 (JUNIOR HIGH INFORMED TEENS FUND):							
686.90	0.00	686.90	88.20	38.20	0.00	598.70	12.84
*****TOTAL FOR FUND-SCC 300 9115 (JAZZ BAND):							
3,000.00	0.00	3,000.00	630.00	630.00	0.00	2,370.00	21.00
*****TOTAL FOR FUND-SCC 300 9116 (CHOIR):							
952.20	0.00	952.20	0.00	0.00	0.00	952.20	0.00
*****TOTAL FOR FUND-SCC 300 9206 (JUNIOR HIGH PHYS ED DEPARTMENT FUND):							
5,200.68	0.00	5,200.68	2,336.85	381.24	777.74	2,086.09	59.89
*****TOTAL FOR FUND-SCC 300 9210 (JR HIGH INSTRUMENTAL):							
41.03	0.00	41.03	0.00	0.00	0.00	41.03	0.00
*****TOTAL FOR FUND-SCC 300 9600 (ATHLETIC FUND):							
230,500.00	10,130.20	240,630.20	208,619.13	15,477.42	33,263.32	1,252.25	100.52

*** NOTE!! ONLY ACTIVE ACCOUNTS HAVE BEEN SELECTED, TOTALS MAY EXCLUDE AMOUNTS THAT ARE RELATED TO INACTIVE ACCOUNTS. ***

LEXINGTON LOCAL SCHOOLS
 Appropriation Account Summary
 SORTED BY FUND-SEC

FYTD Appropriated	Prior FY Carryover Encumbrances	FYTD Expendable	FYTD Actual Expenditures	MTD Actual Expenditures	Current Encumbrances	FYTD Unencumbered Balance	FYTD Percent Exp/Enc
*****TOTAL FOR FUND-SEC 300 9602 (ORCHESTRA):							
63.22	0.00	63.22	0.00	0.00	0.00	63.22	0.00
*****TOTAL FOR FUND-SEC 300 9603 (ELEMENTARY MUSIC):							
1,585.38	0.00	1,585.38	50.97	9.50	90.50	1,443.91	8.92
*****TOTAL FOR FUND-SEC 300 9605 (BAND):							
232.95	0.00	232.95	0.00	0.00	0.00	232.95	0.00
*****TOTAL FOR FUND-SEC 451 9018 (Network Connectivity FY 2018):							
9,000.00	0.00	9,000.00	9,000.00	0.00	0.00	0.00	100.00
*****TOTAL FOR FUND-SEC 516 9017 (IDEA-B SPECIAL EDUCATION FY17):							
11,891.11	6,509.98	18,401.09	18,401.09	0.00	0.00	0.00	100.00
*****TOTAL FOR FUND-SEC 516 9018 (IDEA-B SPECIAL EDUCATION FY18):							
481,605.51	0.00	481,605.51	352,886.56	62,603.50	89,143.15	39,575.80	91.78
*****TOTAL FOR FUND-SEC 572 9017 (TITLE I FY17):							
17,168.17	4,441.79	21,609.96	21,609.96	0.00	0.00	0.00	100.00
*****TOTAL FOR FUND-SEC 572 9018 (TITLE I FY18):							
325,497.39	0.00	325,497.39	214,203.48	25,056.95	6,862.46	104,431.45	67.92
*****TOTAL FOR FUND-SEC 587 9018 (EARLY CHILDHOOD SPECIAL EDUCATION IDEA FY18):							
16,629.10	0.00	16,629.10	5,785.73	165.58	5,578.22	5,265.15	68.34
*****TOTAL FOR FUND-SEC 590 9018 (TITLE II-A IMPROVING TEACHER QUALITY FY18):							
59,170.55	0.00	59,170.55	56,113.95	7,077.74	0.00	3,056.60	94.83

*** NOTE!! ONLY ACTIVE ACCOUNTS HAVE BEEN SELECTED, TOTALS MAY EXCLUDE AMOUNTS THAT ARE RELATED TO INACTIVE ACCOUNTS. ***

Date: 05/01/18
Time: 4:05 pm

LEXINGTON LOCAL SCHOOLS
Appropriation Account Summary
SORTED BY FUND-SCC

Page: 8
(APPSUM)

FYTD Appropriated	Prior FY Carryover Encumbrances	FYTD Expendable	FYTD Actual Expenditures	MTD Actual Expenditures	Current Encumbrances	FYTD Unencumbered Balance	FYTD Percent Exp/Enc
*****TOTAL FOR FUND-SCC 599 9018 (TITLE IV):							
10,000.00	0.00	10,000.00	6,600.00	2,550.00	3,400.00	0.00	100.00
*****GRAND TOTALS:							
32,843,749.68	283,182.79	33,126,932.47	26,121,004.61	2,924,643.17	1,287,468.98	5,718,458.88	82.74

*** NOTE!! ONLY ACTIVE ACCOUNTS HAVE BEEN SELECTED, TOTALS MAY EXCLUDE AMOUNTS THAT ARE RELATED TO INACTIVE ACCOUNTS. ***