


LEXINGTON LOCAL SCHOOLS



FINANCIAL REPORT
FOR THE PERIOD ENDING
MARCH 31, 2018

PREPARED BY
JASON WHITESEL, TREASURER

DATE: 04/03/2018
TIME: 12:43

LEXINGTON LOCAL SCHOOLS
CASH RECONCILIATION AS OF 03/31/2018

PAGE: 1
(USAEMSED)

	SUB-TOTALS	TOTALS
	-----	-----
Gross Depository Balances:		
RICHLAND BANK MMA 5719	\$ 1,319,539.35	
RICHLAND BANK SWEEP ACCT 3520	4,251,323.54	
RICHLAND BANK GENERAL ACCT 0580	300,000.00	
RICHLAND BANK ANTHEM SWEEP 3523	1,479,838.67	
RICHLAND BANK EE BENEFITS 3180	0.00	
RICHLAND BANK PAYROLL ACCT 9780	13,874.07	
RICHLAND BANK ATHLETIC ACCT 3280	5,556.00	

Total Depository Balances (Gross)		\$ 7,370,131.63
Adjustments to Bank Balance:		
Cash in Transit to Bank	\$ 453.55	
Outstanding Checks	58,522.95-	
Adjustments	0.00	

Total Adjustments to Bank Balance		58,069.40-
Investments:		
Treasury Bonds and Notes	\$ 1,075,284.50	
Certificate of Deposits	4,005,000.00	
Other Securities	0.00	
Other Investments:		
Richland Bank - Money Market	20,766.13	

Total Investments		5,101,050.63
Cash on Hand:		
Petty Cash:		
TREASURER'S OFFICE	\$ 100.00	
HIGH SCHOOL	50.00	
JUNIOR HIGH SCHOOL	50.00	
EASTERN, CENTRAL, WESTERN	150.00	
Change Cash:		
ATHLETIC CHANGE	\$ 3,000.00	
CAFETERIA CHANGE	440.00	
JUNIOR HIGH SCHOOL	100.00	
Cash with Fiscal Agent	0.00	

Total Cash on Hand		3,890.00

Total Balances		\$ 12,417,002.86
		=====
Total Fund Balance		\$ 12,417,002.86
		=====
Depository Clearance Accounts:		

Total Clearance Account Balances		\$ 0.00

March 01, 2018 To March 31, 2018

Account Name : Lexington Local SD Managing Agency

Account No : 5750

Summary Of Investment Holdings

Quantity	Description		Unit Value	Market Value	Tax Cost	Estimated Ann Inc	Yield To Mkt
Money Markets - Taxable							
20,766.13	Northern Instl Government Select Portfolio		1.0000	20,766.13	20,766.13	251.27	1.21%
Totals				20,766.13	20,766.13	251.27	1.21%
Marketable CDs							
150,000	Comenity Capital Bank	1.150%	08/29/2018	99.6691	149,503.65	1,725.00	1.15%
200,000	Franklin Synergy Bank	1.100%	10/09/2018	99.7319	199,463.80	2,200.00	1.10%
200,000	Farm Bureau Bank NV	1.100%	12/17/2018	99.4323	198,864.60	2,200.00	1.11%
150,000	Ally Bank Midvale UT	1.450%	02/11/2019	99.6836	149,525.40	2,175.00	1.45%
200,000	Capital One Bank USA	1.200%	08/12/2019	98.4281	196,856.20	2,400.00	1.22%
100,000	First Financial NW Inc WA	1.450%	08/19/2019	98.8988	98,898.80	1,450.00	1.47%
200,000	Abacus Federal Svgs Bk NY	1.250%	09/17/2019	98.4808	196,961.60	2,500.00	1.27%
30,000	First General Bank	2.200%	01/21/2020	99.5474	29,864.22	660.00	2.21%
200,000	Alma Bank NY	1.300%	06/10/2020	97.2991	194,598.20	2,600.00	1.34%
150,000	Community Fin'l Svcs Bk KY	1.500%	08/19/2020	97.4863	146,229.45	2,250.00	1.54%
200,000	Marlin Business Bank	1.850%	10/13/2020	98.1536	196,307.20	3,700.00	1.88%
175,000	Unison Bank	1.500%	11/25/2020	98.4627	172,309.73	2,625.00	1.52%
200,000	Goldman Sachs Bank USA	1.850%	02/17/2021	97.8143	195,628.60	3,700.00	1.89%
200,000	MB Financial Bank NA	1.400%	03/30/2021	95.6885	191,377.00	2,800.00	1.46%
100,000	BankVista Sartell MN	1.400%	04/06/2021	96.3628	96,362.80	1,400.00	1.45%
200,000	Bank of Santa Clarita CA	1.400%	04/15/2021	96.3284	192,656.80	2,800.00	1.45%
125,000	HSBC Bank USA	2.150%	07/26/2021	98.3330	122,916.25	2,687.50	2.19%
200,000	Stearns Bank NA	1.950%	09/29/2021	97.5246	195,049.20	3,900.00	2.00%
200,000	Bridgewater BK Bloom MN	1.900%	02/28/2022	96.9368	193,877.60	3,800.00	1.96%
200,000	Continental Bank UT	1.900%	06/22/2022	96.5746	193,149.20	3,800.00	1.97%
200,000	American Expr Centurion	2.400%	09/12/2022	97.8147	195,629.40	4,800.00	2.45%
200,000	Discover Bank	2.250%	09/27/2022	97.7062	195,412.40	4,500.00	2.30%
200,000	Sallie Mae Bank SLC UT	2.500%	12/13/2022	98.5824	197,164.80	5,000.00	2.54%

March 01, 2018 To March 31, 2018

Account Name : Lexington Local SD Managing Agency

Account No : 5750

Summary Of Investment Holdings

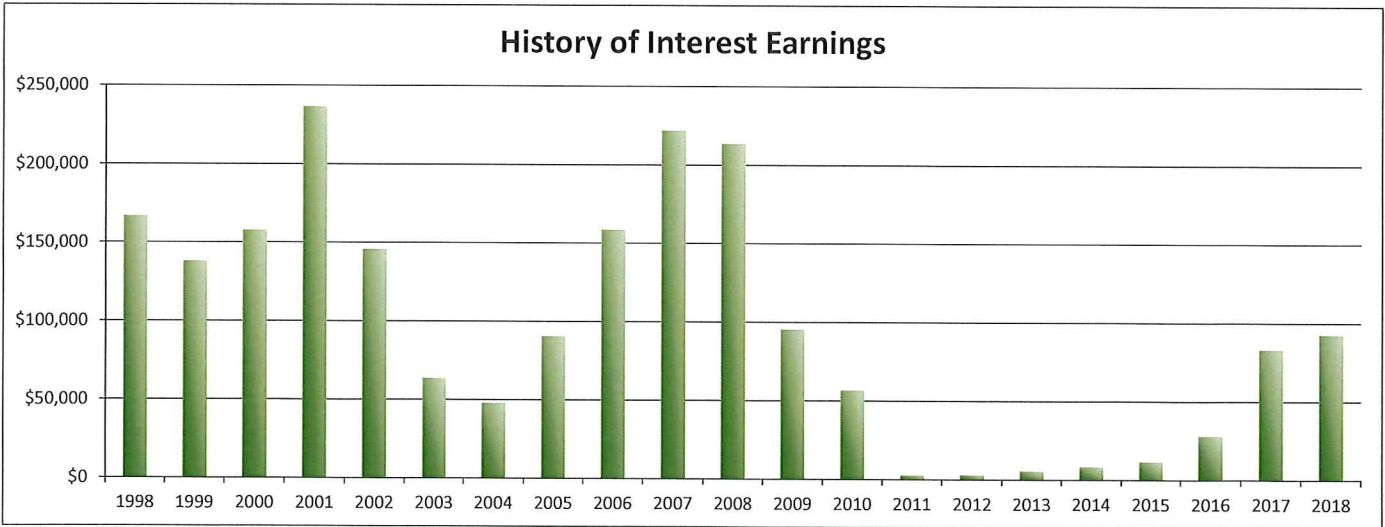
Quantity	Description			Unit Value	Market Value	Tax Cost	Estimated Ann Inc	Yield To Mkt
25,000	State Bank of India	3.000%	03/06/2023	100.6735	25,168.38	25,000.00	750.00	2.98%
<i>Totals</i>					3,923,775.28	4,005,000.00	66,422.50	1.69%
<u>U.S. Govt Agy - Exempt State</u>								
125,000	FHLB	1.050%	06/04/2018	99.8705	124,838.13	124,987.50	1,312.50	1.05%
150,000	FHLB	1.000%	08/28/2018	99.6000	149,400.00	150,000.00	1,500.00	1.00%
<i>Totals</i>					274,238.13	274,987.50	2,812.50	1.03%
<u>U.S. Govt Agy - Non-Exempt State</u>								
300,000	FHLMC	1.350%	03/29/2019	99.1377	297,413.10	300,297.00	4,050.00	1.36%
200,000	FHLMC	1.300%	10/25/2019	98.3737	196,747.40	200,000.00	2,600.00	1.32%
300,000	FNMA	1.300%	07/28/2020	97.5762	292,728.60	300,000.00	3,900.00	1.33%
<i>Totals</i>					786,889.10	800,297.00	10,550.00	1.34%
<i>Grand Total</i>					5,005,668.64	5,101,050.63	80,036.27	1.60%

LEXINGTON LOCAL SCHOOLS
INVESTMENT REPORT FOR THE MONTH ENDING
MARCH 31, 2018

INTEREST EARNED:	THIS MONTH	FISCAL YEAR TO DATE
Richland Bank, General Sweep	\$2,309.74	\$9,590.07
Richland Bank, General MMA	\$1,441.50	\$28,304.62
Richland Bank, Anthem Sweep	\$1,373.16	\$7,269.01
Star Ohio	\$0.00	\$0.00
CDs, Bonds, and other investments	\$9,682.66	\$47,602.03
TOTAL INTEREST RECEIVED	\$14,807.06	\$92,765.73

History of Interest Earnings	Fiscal Year	Interest Earnings
	1998	\$ 167,057.52
	1999	\$ 138,113.69
	2000	\$ 157,991.72
	2001	\$ 236,839.79
	2002	\$ 146,052.34
	2003	\$ 63,712.36
	2004	\$ 47,970.95
	2005	\$ 90,719.94
	2006	\$ 158,724.51
	2007	\$ 221,998.86
	2008	\$ 213,660.34
	2009	\$ 95,639.63
	2010	\$ 56,860.22
	2011	\$ 3,001.78
	2012	\$ 3,090.00
	2013	\$ 5,758.97
	2014	\$ 8,349.92
	2015	\$ 11,765.22
	2016	\$ 28,300.22
	2017	\$ 83,194.26
FISCAL Year To Date	2018	\$92,765.73

Total Interest Earnings 1998 to Present	\$ 2,031,567.97
--	------------------------



Processing Month: March 2018

(FINSUM)

LEXINGTON LOCAL SCHOOLS

Fnd	Sec	Description	Beginning Balance	MTD Revenues	FYTD Revenues	MTD Expenditures	FYTD Expenditures	Current Available Balance
001	0000	GENERAL FUND	9,518,883.84	4,395,829.52	19,146,287.44	1,923,845.94	17,968,568.03	10,696,603.25
001	9412	GENERAL BUDGET RESERVE SE	87,928.97	.00	.00	.00	.00	87,928.97
002	0000	BOND RETIREMENT FUND	1,925.89	.00	.00	.00	.00	1,925.89
003	0000	PERMANENT IMPROVEMENT FUN	97,922.89	206,777.81	599,280.79	1,038.46	716,656.49	19,452.81-
006	0000	FOOD SERVICE FUND	12.48	62,614.59	476,243.33	66,801.06	561,109.01	84,853.20-
007	9100	LEXINGTON MINUTEMEN ACADE	14,832.85	287.22	5,843.41	.00	6,658.72	14,017.54
007	9800	TERRY McCAMMON SCHOLARSHI	13,193.28	15.72	106.95	.00	500.00	12,800.23
018	9100	HIGH SCHOOL PRINCIPAL'S F	2,582.65	907.60	4,990.09	273.97	4,818.04	2,754.70
018	9200	JUNIOR HIGH PRINCIPAL'S F	1,836.16	82.00	4,947.79	.00	941.00	5,842.95
018	9300	EASTERN PRINCIPAL'S FUND	9,419.21	.00	5,984.09	179.96	9,365.08	6,038.22
018	9301	EASTERN ELEMENTARY BOOKFA	10,291.12	.00	1,281.50	607.27	1,163.46	10,409.16
018	9302	EASTERN ELEMENTARY MATH	1,072.16	.00	1,226.00	.00	611.42	1,686.74
018	9400	CENTRAL PRINCIPAL'S FUND	7,558.44	388.97	3,774.21	.00	2,294.21	9,038.44
018	9401	CENTRAL ELEMENTARY BOOKFA	3,701.28	.00	3,360.95	.00	3,794.88	3,267.35
018	9402	CENTRAL ELEMENTARY ART	1,109.00	.00	.00	.00	.00	1,109.00
018	9500	WESTERN PRINCIPAL'S FUND	12,077.85	334.00	4,932.98	.00	2,131.40	14,879.43
018	9501	WESTERN ELEMENTARY BOOKFA	2,986.55	39.00	4,634.82	.00	4,827.87	2,793.50
018	9503	WESTERN ELEMENTARY ART	839.42	.00	.00	.00	.00	839.42
018	9901	JUNIOR HIGH TEACHER ADVTS	109.25	.00	.00	.00	.00	109.25
019	9001	ACADEMIC BOOSTERS GRANTS	769.07	.00	.00	.00	.00	769.07
019	9121	CENTRAL ELEMENTARY PTO GR	811.03	10.74	1,121.94	139.99	586.52	1,346.45
019	9122	EASTERN ELEMENTARY PTO GR	2,355.89	10.74	1,121.92	.00	3,150.80	327.01
019	9123	WESTERN ELEMENTARY PTO GR	3,808.64	10.75	1,121.91	.00	1,141.04	3,789.51
019	9200	RICHLAND COUNTY FOUNDATIO	200.00	.00	.00	.00	.00	200.00
019	9208	RICHLAND CO FOUND-BUILD A	10.32	.00	.00	.00	.00	10.32
019	9209	RICH CO FOUND-LEARN TO RE	59.95	.00	.00	.00	.00	59.95
019	9210	RICH CO FOUND-MULTI-SENS	.46	.00	.00	.00	.00	.46
019	9211	RICH CO FOUND-BEE AWARENE	17.58	.00	.00	.00	.00	17.58
019	9212	RICH CO FOUND-DONT LET TH	19.17	.00	.00	.00	.00	19.17
019	9213	RICH CO FOUND-BRAIN GAMES	.00	.00	1,500.00	98.61	771.67	728.33
019	9214	RICH CO FOUND-TALKING SEN	.00	.00	1,269.63	.00	593.01	676.62
019	9215	RICH CO FOUND-SEE THE CIV	.00	.00	117.55	.00	.00	117.55
019	9216	RICH CO FOUND-SCIENCE OLY	.00	.00	1,500.00	62.95	1,031.15	468.85
019	9217	RICH CO FOUND-KICK BACK W	.00	.00	902.25	.00	902.25	.00
019	9301	RICH CO FOUND/SECO ROBOTI	.00	.00	500.00	.00	.00	500.00
019	9502	RICHLAND CO HMG SENSORY G	2,000.00	.00	.00	.00	2,000.00	.00
022	9601	OHSAA TOURNAMENT AGENCY F	2,257.26	18,715.18	48,149.56	9,961.68	29,239.19	21,167.63
024	0000	EMPLOYEE BENEFITS FUND FO	920,435.01	430,829.86	3,625,934.19	558,331.92	3,066,530.53	1,479,838.67
200	9101	HIGH SCHOOL ART CLUB	93.76	.00	.00	.00	.00	93.76
200	9102	HIGH SCHOOL DRAMA CLUB	31,925.52	10,987.50	14,437.50	5,026.88	7,343.88	39,019.14
200	9103	HIGH SCHOOL MATH CLUB	52.70	.00	.00	.00	.00	52.70
200	9104	HIGH SCHOOL LEADERSHIP CO	414.45	.00	3,282.00	.00	3,314.00	382.45
200	9105	HIGH SCHOOL FRENCH CLUB	177.37	.00	184.00	.00	.00	361.37
200	9107	HIGH SCHOOL SPANISH CLUB	774.97	.00	380.00	.00	96.93	1,058.04
200	9108	HIGH SCHOOL LEO CLUB	2,948.88	.00	810.34	33.42	151.95	3,607.27
200	9114	HIGH SCHOOL STUDENT COUNC	2,876.98	.00	480.00	.00	835.86	2,521.12

Processing Month: March 2018

(FINSUM)

LEXINGTON LOCAL SCHOOLS

Fnd	Sec	Description	Beginning Balance	MTD Revenues	FYTD Revenues	MTD Expenditures	FYTD Expenditures	Current Available Balance
200	9115	HIGH SCHOOL KEY CLUB	1,767.62	.00	436.00	.00	615.79	1,587.83
200	9116	HIGH SCHOOL CHESS CLUB	321.00	.00	.00	.00	.00	321.00
200	9119	HIGH SCHOOL YEARBOOK FUND	53,327.14	595.00	10,157.73	.00	7,734.80	55,750.07
200	9120	HIGH SCHOOL JOURNALISM FU	665.44	.00	.00	30.00	30.00	635.44
200	9121	HIGH SCHOOL NATIONAL HOND	641.21	.00	1,390.00	386.25	1,278.98	752.23
200	9201	JUNIOR HIGH ART CLUB	389.63	.00	95.50	.00	.00	485.13
200	9204	JUNIOR HIGH STUDENT COUNC	296.50	.00	1,550.50	.00	520.64	1,326.36
200	9205	JUNIOR HIGH LIBRARY CLUB:	631.15	.00	553.50	.00	.00	77.65
200	9301	EASTERN ELEMENTARY STUDEN	670.03	.00	2,224.68	186.61	1,315.05	1,579.66
200	9611	HIGH SCHOOL INFORMED TEEN	913.63	.00	1,402.00	.00	1,402.00	913.63
200	9612	JUNIOR HIGH INFORMED TEEN	202.90	7.50	220.60	.00	50.00	373.50
300	9115	JAZZ BAND	2,327.81	458.00	458.00	.00	.00	2,785.81
300	9116	CHOIR	902.20	.00	200.00	.00	.00	1,102.20
300	9206	JUNIOR HIGH PHYS ED DEPAR	2,560.68	.00	2,490.00	.00	1,955.61	3,095.07
300	9210	JR HIGH INSTRUMENTAL	41.03	.00	.00	.00	.00	41.03
300	9600	ATHLETIC FUND	22,543.12	2,418.00	196,585.53	10,493.51	193,141.71	25,986.94
300	9601	ATHLETIC CAPITAL FUND	.00	.00	13,000.00	.00	.00	13,000.00
300	9602	ORCHESTRA	63.22	.00	.00	.00	.00	63.22
300	9603	ELEMENTARY MUSIC	1,362.38	.00	.00	.00	41.47	1,320.91
300	9605	BAND	232.95	.00	.00	.00	.00	232.95
451	9018	Network Connectivity FY 2	.00	4,500.00	9,000.00	.00	9,000.00	.00
516	9017	IDEA-B SPECIAL EDUCATION	41,548.28	.00	59,949.37	.00	18,401.09	.00
516	9018	IDEA-B SPECIAL EDUCATION	.00	46,274.11	275,454.52	30,140.70	290,283.06	14,828.54
572	9017	TITLE I FY17	88,024.70	.00	109,634.66	.00	21,609.96	.00
572	9018	TITLE I FY18	.00	23,619.07	185,368.14	23,984.64	189,146.53	3,778.39
587	9017	EARLY CHILDHOOD SPECIAL E	293.23	.00	293.23	.00	.00	.00
587	9018	EARLY CHILDHOOD SPECIAL E	.00	966.63	5,608.81	462.78	5,620.15	11.34
590	9018	TITLE II-A IMPROVING TEAC	.00	7,046.50	48,355.66	7,077.74	49,036.21	680.55
599	9018	TITLE IV	.00	.00	4,050.00	.00	4,050.00	.00
Grand Total All Funds			10,720,285.73	5,213,726.01	24893,078.57	2,639,164.34	23196,361.44	12417,002.86
Total Invested Funds			.00					

DATE: 04/03/2018
TIME: 12:06:20OHIO DEPARTMENT OF EDUCATION - OFFICE OF SCHOOL MANAGEMENT ASSISTANCE
ANNUAL SPENDING PLAN (CURRENT OPERATION - GENERAL FUND ONLY - O.R.C. 5705.391)

PAGE: 1

SCHOOL DISTRICT: LEXINGTON LOCAL SCHOOLS

IRN # 049437

COUNTY: RICHLAND

FISCAL YEAR: 2018 MONTH: 03

	MONTHLY ESTIMATE	MONTHLY ACTUAL	MONTHLY DIFFERENCE	FISCAL YTD ESTIMATE	FISCAL YTD ACTUAL	FISCAL YTD DIFFERENCE
REVENUES						
01.010 General Property (Real Estate)	4,000,000	3,388,280	611,720-	9,433,943	9,416,285	17,658-
01.020 Tangible Personal Property Tax	0	23,679	23,679	259,510	283,189	23,679
01.030 Income Tax	0	0	0	0	0	0
01.035 Unrestricted Grants-in-Aid	850,000	828,751	21,249-	7,716,000	7,930,122	214,122
01.040 Restricted Grants-in-Aid	7,000	7,671	671	60,600	56,247	4,353-
01.045 Restricted Grants-in-Aid - SFSF	0	0	0	0	0	0
01.050 Property Tax Allocation	50,000	0	50,000-	934,500	877,314	57,186-
01.060 All Other Operating Revenue	30,000	147,448	117,448	340,000	468,276	128,276
01.070 Total Revenue	4,937,000	4,395,829	541,171-	18,744,553	19,031,433	286,880
OTHER FINANCING SOURCES						
02.010 Proceeds from Sale of Notes	0	0	0	0	0	0
02.020 State Emergency Loans & Advancements (Approved)	0	0	0	0	0	0
02.040 Operating Transfers-In	0	0	0	0	0	0
02.050 Advances-In	0	0	0	0	0	0
02.060 All Other Financing Sources	6,000	0	6,000-	51,000	114,856	63,856
02.070 Total Other Financing Sources	6,000	0	6,000-	51,000	114,856	63,856
02.080 Total Revenues and Other Financing Sources	4,943,000	4,395,829	547,171-	18,795,553	19,146,289	350,736
EXPENDITURES						
03.010 Personal Services	1,098,400	1,084,249	14,151-	9,522,000	9,521,361	639-
03.020 Employees' Retirement/Insurance Benefits	505,000	523,206	18,206	4,562,000	4,668,806	106,806
03.030 Purchased Services	334,000	275,638	58,362-	2,899,000	2,946,900	47,900
03.040 Supplies and Materials	40,000	24,828	15,172-	603,000	589,403	13,597-
03.050 Capital Outlay	1,095	2,129	1,034	89,595	94,460	4,865
03.060 Intergovernmental	0	0	0	0	0	0
04.010 Debt Service: All Principal (Historical)	0	0	0	0	0	0
04.020 Debt Service: Principal - Notes	0	0	0	0	0	0
04.030 Debt Service: Principal - State Loans	0	0	0	0	0	0
04.040 Debt Service: Principal - State Advancements	0	0	0	0	0	0
04.050 Debt Service: Principal - HB 264 Loans	0	0	0	0	0	0
04.055 Debt Service: Principal - Other	0	0	0	0	0	0
04.060 Debt Service: Interest and Fiscal Charges	0	0	0	0	0	0
04.300 Other Objects	25,000	13,796	11,204-	171,000	147,640	23,360-
04.500 Total Expenditures	2,003,495	1,923,846	79,649-	17,846,595	17,968,570	121,975
OTHER FINANCING USES						
05.010 Operating Transfers - Out	0	0	0	0	0	0
05.020 Advances - Out	0	0	0	0	0	0
05.030 All Other Financing Uses	0	0	0	0	0	0
05.040 Total Other Financing Uses	0	0	0	0	0	0
05.050 Total Expenditure and Other Financing Uses	2,003,495	1,923,846	79,649-	17,846,595	17,968,570	121,975
06.010 Excess Rev & Oth Financing Sources over(under) Exp &	2,939,505	2,471,983	467,522-	948,958	1,177,719	228,761
07.010 Beginning Cash Balance	7,616,266	8,312,549	696,283	9,606,813	9,606,813	0
07.020 Ending Cash Balance	10,555,771	10,784,532	228,761	10,555,771	10,784,532	228,761
08.010 Outstanding Encumbrances	900,000	997,525	97,525	900,000	997,525	97,525

DATE: 04/03/2018
TIME: 12:06:37OHIO DEPARTMENT OF EDUCATION - OFFICE OF SCHOOL MANAGEMENT ASSISTANCE
ANNUAL SPENDING PLAN (CURRENT OPERATION - GENERAL FUND ONLY - O.R.C. 5705.391)

PAGE: 1

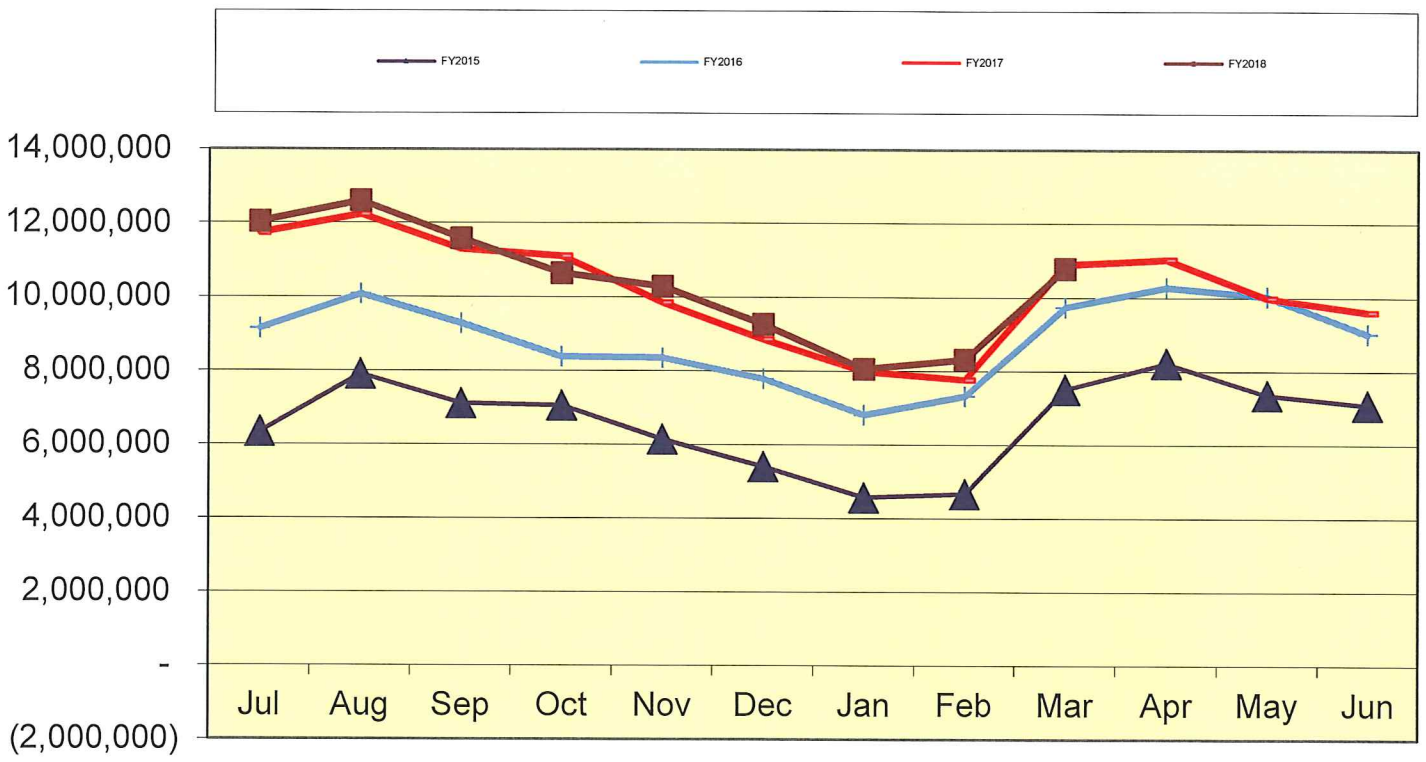
SCHOOL DISTRICT: LEXINGTON LOCAL SCHOOLS IRN # 049437 COUNTY: RICHLAND FISCAL YEAR: 2018 QUARTER: 3

	QUARTERLY ESTIMATE	QUARTERLY ACTUAL	QUARTERLY DIFFERENCE	FISCAL YTD ESTIMATE	FISCAL YTD ACTUAL	FISCAL YTD DIFFERENCE
REVENUES						
01.010 General Property (Real Estate)	4,800,000	4,782,911	17,089-	9,433,943	9,416,285	17,658-
01.020 Tangible Personal Property Tax	0	23,679	23,679	259,510	283,189	23,679
01.030 Income Tax	0	0	0	0	0	0
01.035 Unrestricted Grants-in-Aid	2,572,000	2,559,252	12,748-	7,716,000	7,930,122	214,122
01.040 Restricted Grants-in-Aid	21,000	20,735	265-	60,600	56,247	4,353-
01.045 Restricted Grants-in-Aid - SFSF	0	0	0	0	0	0
01.050 Property Tax Allocation	50,000	0	50,000-	934,500	877,314	57,186-
01.060 All Other Operating Revenue	125,000	205,455	80,455	340,000	468,276	128,276
01.070 Total Revenue	7,568,000	7,592,032	24,032	18,744,553	19,031,433	286,880
OTHER FINANCING SOURCES						
02.010 Proceeds from Sale of Notes	0	0	0	0	0	0
02.020 State Emergency Loans & Advancements (Approved)	0	0	0	0	0	0
02.040 Operating Transfers-In	0	0	0	0	0	0
02.050 Advances-In	0	0	0	0	0	0
02.060 All Other Financing Sources	21,000	1,597	19,403-	51,000	114,856	63,856
02.070 Total Other Financing Sources	21,000	1,597	19,403-	51,000	114,856	63,856
02.080 Total Revenues and Other Financing Sources	7,589,000	7,593,629	4,629	18,795,553	19,146,289	350,736
EXPENDITURES						
03.010 Personal Services	3,295,200	3,234,746	60,454-	9,522,000	9,521,361	639-
03.020 Employees' Retirement/Insurance Benefits	1,515,000	1,579,966	64,966	4,562,000	4,668,806	106,806
03.030 Purchased Services	1,009,000	1,110,946	101,946	2,899,000	2,946,900	47,900
03.040 Supplies and Materials	115,000	109,201	5,799-	603,000	589,403	13,597-
03.050 Capital Outlay	7,095	18,490	11,395	89,595	94,460	4,865
03.060 Intergovernmental	0	0	0	0	0	0
04.010 Debt Service: All Principal (Historical)	0	0	0	0	0	0
04.020 Debt Service: Principal - Notes	0	0	0	0	0	0
04.030 Debt Service: Principal - State Loans	0	0	0	0	0	0
04.040 Debt Service: Principal - State Advancements	0	0	0	0	0	0
04.050 Debt Service: Principal - HB 264 Loans	0	0	0	0	0	0
04.055 Debt Service: Principal - Other	0	0	0	0	0	0
04.060 Debt Service: Interest and Fiscal Charges	0	0	0	0	0	0
04.500 Other Objects	38,500	24,391	14,109-	171,000	147,640	23,360-
04.500 Total Expenditures	5,979,795	6,077,740	97,945	17,846,595	17,968,570	121,975
OTHER FINANCING USES						
05.010 Operating Transfers - Out	0	0	0	0	0	0
05.020 Advances - Out	0	0	0	0	0	0
05.030 All Other Financing Uses	0	0	0	0	0	0
05.040 Total Other Financing Uses	0	0	0	0	0	0
05.050 Total Expenditure and Other Financing Uses	5,979,795	6,077,740	97,945	17,846,595	17,968,570	121,975
06.010 Excess Rev & Oth Financing Sources over(under) Exp &	1,609,205	1,515,889	93,316-	948,958	1,177,719	228,761
07.010 Beginning Cash Balance	8,946,566	9,268,643	322,077	9,606,813	9,606,813	0
07.020 Ending Cash Balance	10,555,771	10,784,532	228,761	10,555,771	10,784,532	228,761
08.010 Outstanding Encumbrances	900,000	997,525	97,525	900,000	997,525	97,525

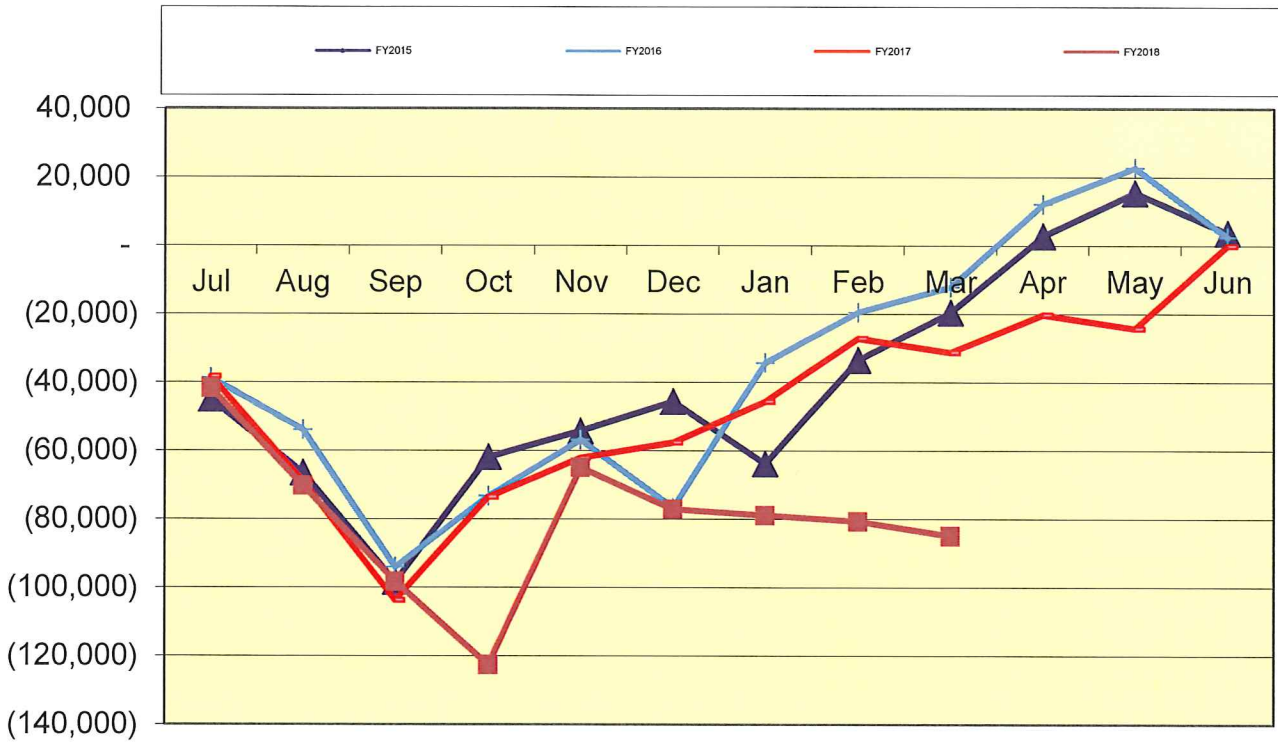
**LEXINGTON LOCAL SCHOOL DISTRICT
GENERAL FUND ONLY 2017-18
SUMMARY OF RECEIPTS AND EXPENDITURES - FIVE YEAR FORECAST FORMAT**

LINE	DESCRIPTION	3/31/2018	FISCAL YEAR TO DATE Estimate	FISCAL YEAR TO DATE Actual	VARIANCE Estimate vs. Actual	PERCENT of VARIANCE
LINE 7.010	BEGINNING CASH BALANCE			\$ 9,606,813		
REVENUES						
LINE 1.010	Real Estate Tax	\$ 9,433,943	\$ 9,416,285		(\$17,658)	-0.19%
LINE 1.020	Personal Property Tax	\$ 259,510	\$ 283,189		\$23,679	9.12%
LINE 1.030	Income Tax	\$ -	\$ -		\$0	
LINE 1.035	State Funding	\$ 7,716,000	\$ 7,930,122		\$214,122	2.78%
LINE 1.040	Career Tech / Economic Disadv.	\$ 60,600	\$ 56,247		(\$4,353)	-7.18%
LINE 1.050	Property Tax Allocation	\$ 934,500	\$ 877,314		(\$57,186)	-6.12%
LINE 1.060	Other Operating Revenue	\$ 340,000	\$ 468,276		\$128,276	37.73%
LINE 1.070	TOTAL REVENUE	\$ 18,744,553	\$ 19,031,433		\$286,880	1.53%
EXPENSES						
LINE 2.01	Proceeds from Notes	\$ -	\$ -		\$0	
LINE 2.04	Transfers In	\$ -	\$ -		\$0	
LINE 2.050	Advances In	\$ -	\$ -		\$0	#DIV/0!
LINE 2.060	Other Financing Sources	\$ 51,000	\$ 114,856		\$63,856	125.21%
LINE 2.070	TOTAL OTHER SOURCES	\$ 51,000	\$ 114,856		\$63,856	125.21%
LINE 2.080	TOTAL REVENUES & Sources	\$ 18,795,553	\$ 19,146,289		\$350,736	1.87%
EXPENSES						
LINE 3.010	Salaries	\$ 9,522,000	\$ 9,521,361		\$639	0.01%
LINE 3.020	Retirement and Benefits	\$ 4,562,000	\$ 4,668,806		(\$106,806)	-2.34%
LINE 3.030	Purchased Services	\$ 2,899,000	\$ 2,946,900		(\$47,900)	-1.65%
LINE 3.040	Supplies and Materials	\$ 603,000	\$ 589,403		\$13,597	2.25%
LINE 3.050	Capital Outlay and Equipment	\$ 89,595	\$ 94,460		(\$4,865)	-5.43%
LINE 3.06	INTERGOVERNMENTAL	\$ -	\$ -		\$0	
LINE 4.020	DEBT SERVICE - Notes	\$ -	\$ -		\$0	
LINE 4.060	DEBT SERVICE - Interest charges	\$ -	\$ -		\$0	
LINE 4.300	Other Objects	\$ 171,000	\$ 147,640		\$23,360	13.66%
LINE 4.500	TOTAL EXPENDITURES	\$ 17,846,595	\$ 17,968,570		(\$121,975)	-0.68%
LINE 5.00	TRANSFERS OUT	\$ -	\$ -		\$0	
LINE 5.02	ADVANCES OUT	\$ -	\$ -		\$0	
LINE 5.03	ALL OTHER USES	\$ -	\$ -		\$0	
LINE 5.040	TOTAL OTHER USES	\$ -	\$ -		\$0	
LINE 5.050	TOTAL EXPENDITURES & USES	\$ 17,846,595	\$ 17,968,570		(\$121,975)	-0.68%
		Estimate	Actual	Variance		
LINE 6.010	REVENUES OVER EXPENSES	\$ 948,958	\$ 1,177,719	\$228,761		
LINE 7.020	ENDING CASH BALANCE	\$ 10,555,771	\$ 10,784,532	\$228,761		
	Less Reserves	\$ (87,929)	\$ (87,929)	\$ -		
LINE 8.010	Less Outstanding Encumbrances	\$ (900,000)	\$ (997,525)	\$ (97,525)	10.84%	
LINE 15.010	Unreserved Fund Balance	\$ 9,567,842	\$ 9,699,078	\$131,236	1.37%	
		Estimate	Actual	Benchmark Yr. End		
	Salaries/Benefits as % of Revenue	75.1%	74.6%	80.1% or below		
	True Days Cash - Calendar Days on which can operate	147	148	90 or above optimal		

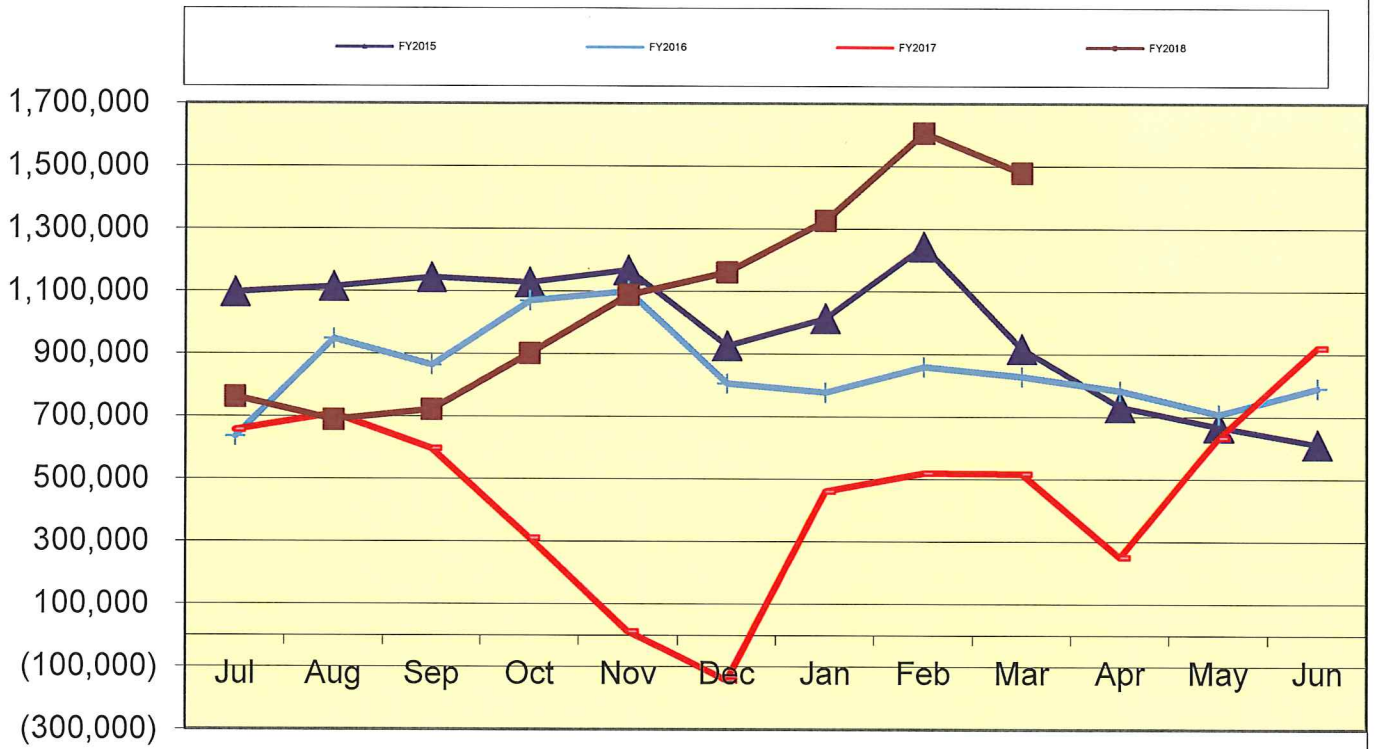
Lexington Local Schools General Fund Cash Balance



Lexington Local Schools Food Service Fund Cash Balance



Lexington Local Schools Employee Benefits Fund Cash Balance



Lexington Local Schools

Permanent Improvement Fund
3/31/2018

	Budgeted Amount	Actual Fiscal Year Expended	Current Encumbrances	Expenses / Encumbrances Over/Under Estimate	Remaining Estimated PI Project Costs
Instruction and Administration					
JH Science Lab	\$ 7,817.40	\$ 5,678.71	\$ -	\$2,138.69	\$0.00
Go Math (Western/Central/Eastern)	\$ 8,208.00	\$ 8,208.00	\$ -	\$0.00	\$0.00
JH PE Equipment	\$ 510.53	\$ 210.52	\$ -	\$300.01	\$0.00
Western Classroom Storage/Activity Table	\$ 1,198.55	\$ 1,046.93	\$ 82.00	\$69.62	\$0.00
Curriculum Cubicle Equipment	\$ 1,085.00	\$ 1,085.00	\$ -	\$0.00	\$0.00
Western Classroom Activity Table	\$ 965.77	\$ 865.01	\$ -	\$100.76	\$0.00
Central Storage Cabinet	\$ 1,238.86	\$ 1,238.86	\$ -	\$0.00	\$0.00
Central Playground Equipment	\$ 1,866.15	\$ 1,741.48	\$ -	\$124.67	\$0.00
Central Classroom Roller Map	\$ 170.42	\$ 170.42	\$ -	\$0.00	\$0.00
HS Graphing Calculators	\$ 3,532.30	\$ 3,149.70	\$ -	\$382.60	\$0.00
Central Grade 2 Smart Sets	\$ 2,294.00	\$ 2,142.00	\$ -	\$152.00	\$0.00
HS Psychology Textbooks	\$ 6,006.82	\$ 5,841.04	\$ -	\$165.78	\$0.00
HS Algebra II Textbooks w/Embedded Aleks	\$ 26,442.49	\$ 25,729.56	\$ -	\$712.93	\$0.00
HS AP College Physics Textbooks	\$ 10,494.77	\$ 10,494.77	\$ -	\$0.00	\$0.00
HS Chemistry Textbooks	\$ 19,543.12	\$ 19,543.12	\$ -	\$0.00	\$0.00
HS Accounting Textbooks	\$ 7,412.50	\$ 7,412.50	\$ -	\$0.00	\$0.00
HS Biology Textbooks	\$ 2,920.48	\$ 2,920.50	\$ -	(\$0.02)	\$0.00
HS Business Textbooks	\$ 645.00	\$ 645.00	\$ -	\$0.00	\$0.00
HS American Government Textbooks	\$ 403.00	\$ 403.00	\$ -	\$0.00	\$0.00
Central Discovery Link Science	\$ 1,509.00	\$ -	\$ -	\$1,509.00	\$0.00
Literacy Footprints - 1st Grade Kit	\$ 3,937.50	\$ 3,937.50	\$ -	\$0.00	\$0.00
Literacy Footprints - 2nd Grade Kit Central	\$ 2,409.75	\$ 2,409.75	\$ -	\$0.00	\$0.00
Western Classroom Books - 100 Book Challenge	\$ 4,200.00	\$ 4,200.00	\$ -	\$0.00	\$0.00
Western Classroom Fiction Short Reads	\$ 2,375.00	\$ 2,588.75	\$ -	(\$213.75)	\$0.00
Central Classroom Fiction Short Reads	\$ 4,083.20	\$ 3,712.00	\$ -	\$371.20	\$0.00
Central Classroom Non-Fiction Short Reads	\$ 985.00	\$ 984.27	\$ -	\$0.73	\$0.00
Central Classroom Books	\$ 336.05	\$ 336.05	\$ -	\$0.00	\$0.00
Central Fraction/Decimal Teaching Kit	\$ 109.93	\$ 104.43	\$ -	\$5.50	\$0.00
Central Teacher Synergy Classroom Bundle Kits	\$ 231.50	\$ 229.09	\$ -	\$2.41	\$0.00
Central Classroom Guided Reading Books	\$ 4,059.35	\$ 3,531.56	\$ -	\$527.79	\$0.00
Central Comprehensive Series - 3.5-5.0	\$ 227.10	\$ 227.10	\$ -	\$0.00	\$0.00
Central Learn Our History Classroom Material	\$ 77.50	\$ 77.50	\$ -	\$0.00	\$0.00
Central Liberty Kids Complete Series: 4 DVD Set	\$ 11.99	\$ 12.97	\$ -	(\$0.98)	\$0.00
Central Music	\$ 1,558.12	\$ 1,439.92	\$ -	\$118.20	\$0.00
Central Rekenrek Counting Frame	\$ 495.00	\$ 448.00	\$ -	\$47.00	\$0.00
Central Blinds	\$ 375.00	\$ -	\$ 375.00	\$0.00	\$0.00
Central Classroom Books	\$ 1,200.00	\$ 1,007.77	\$ -	\$192.23	\$0.00
Western Desk Work Station	\$ 141.79	\$ 140.28	\$ -	\$1.51	\$0.00
Western Classroom Equipment (Stability Ball/NeoRak Stool)	\$ 729.29	\$ 647.29	\$ -	\$82.00	\$0.00
Central/Eastern Classroom Fiction Short Reads	\$ 2,604.40	\$ 2,376.92	\$ 400.68	(\$173.20)	\$0.00
Eastern Classroom Chairs/Desks - New 4th Grade	\$ 2,972.10	\$ 2,972.10	\$ -	\$0.00	\$0.00
HS World History/Geography Texts	\$ 983.19	\$ -	\$ 983.19	\$0.00	\$0.00
Central PA System	\$ 4,324.44	\$ -	\$ 4,324.44	\$0.00	\$0.00
Central Radios	\$ 1,294.30	\$ -	\$ 1,294.30	\$0.00	\$0.00
Eastern Robotics	\$ 15,000.00	\$ -	\$ 15,000.00	\$0.00	\$0.00
Maintenance					
HS Roof Project	\$ 183,000.00	\$ 181,650.00	\$ -	\$1,350.00	\$0.00
JH Chair Lift	\$ 36,000.00	\$ 35,000.00	\$ -	\$1,000.00	\$0.00
HS Security Update (Locks, Keys, Panic Devices)	\$ 3,445.00	\$ 3,610.00	\$ -	(\$165.00)	\$0.00
Central Roof Project	\$ 6,992.00	\$ -	\$ 6,992.00	\$0.00	\$0.00
JH Roof Project	\$ 6,553.00	\$ -	\$ 6,553.00	\$0.00	\$0.00
Transportation					
New buses	\$ 185,036.00	\$ 185,036.00	\$ -	\$0.00	\$0.00
Technology					
Computers, servers, tech equip., etc.	\$ 150,000.00	\$ 147,516.62	\$ 1,520.00	\$963.38	\$963.38
Food Service					
PaySchools Quik Lunch Conversion	\$ 4,325.00	\$ 4,325.00	\$ -	\$0.00	\$0.00
Lunch Conversion Computer Equipment	\$ 5,799.98	\$ 5,799.98	\$ -	\$0.00	\$0.00
Eastern Cafeteria Tables	\$ 6,385.20	\$ 6,761.34	\$ -	(\$376.14)	\$0.00
Athletics and Student Activities					
HS Athletics Equipment	\$ 5,952.00	\$ 5,952.00	\$ -	\$0.00	\$0.00
HS Athletics Baseball Field Updates	\$ 5,600.00	\$ 5,600.00	\$ -	\$0.00	\$0.00
Fees					
Tax Collection Fees	\$ 14,500.00	\$ 5,496.18	\$ -	\$9,003.82	\$9,003.82
Totals	\$ 772,573.84	\$ 716,656.49	\$ 37,524.61	\$18,392.74	\$9,967.20
Total Budgeted	\$ 772,573.84				
Actual Cash Balance 7/1/17	\$ 97,922.89				
Revenues FY18 - Taxes from levy	\$ 599,280.79				
Expenditures FY18	(\$ 716,656.49)				
Current Cash Balance	(\$19,452.81)				
Current Encumbrances	(\$ 37,524.61)				
Available Balance	(\$56,977.42)				
Remaining Estimated Revenues FY18 - Taxes from levy	\$ 75,719.21				
Less: Remaining Estimated PI Project Costs	(\$9,967.20)				
6/30/18 Estimated Carryover	\$ 8,774.59				

Lexington Local Schools

Food Service Fund 2017-18 vs. 2016-2017 vs. 2015-2016

							Beginning Balance 7/1/17	\$ 13
2017-2018 Through 3/31/18								
<i>Revenues</i>	District-Wide	High School	Junior High	Eastern	Central	Western	Total	
Student Type A, Ezipay, Misc	\$ -	\$ 72,888	\$ 30,292	\$ 35,308	\$ 27,921	\$ 24,365	\$	190,774
Student Break, Milk & A La Carte	\$ -	\$ 41,650	\$ 10,362	\$ 9,556	\$ 3,943	\$ 5,588	\$	71,099
Adult & Misc revenues	\$ 6,476	\$ 3,366	\$ 832	\$ 1,582	\$ 1,246	\$ 1,148	\$	14,650
State Reimb	\$ -	\$ -	\$ -	\$ -	\$ -	\$ -	\$	-
Federal Reimb	\$ -	\$ 45,911	\$ 31,483	\$ 55,437	\$ 39,678	\$ 27,211	\$	199,720
Transfer In	\$ -	\$ -	\$ -	\$ -	\$ -	\$ -	\$	-
Total Revenues	\$ 6,476	\$ 163,815	\$ 72,969	\$ 101,883	\$ 72,788	\$ 58,312	\$	476,243
<i>Expenses</i>								
Wages	\$ 35,744	\$ 88,482	\$ 39,768	\$ 27,216	\$ 25,820	\$ 25,641	\$	242,671
Severance	\$ -	\$ -	\$ -	\$ -	\$ -	\$ -	\$	-
Retirement	\$ 8,567	\$ 17,715	\$ 6,664	\$ 6,244	\$ 6,269	\$ 4,846	\$	50,305
Medical	\$ 20,459	\$ 37,976	\$ 17,993	\$ 24,655	\$ 5,666	\$ -	\$	106,749
Life, Dent, MC, WC	\$ 1,268	\$ 3,307	\$ 1,907	\$ 1,270	\$ 974	\$ 559	\$	9,285
Purch Serv, Repairs, Phone, Post	\$ 2,940	\$ 1,358	\$ 1,031	\$ 1,121	\$ 923	\$ 493	\$	7,866
Supplies	\$ 3,181	\$ -	\$ -	\$ -	\$ -	\$ -	\$	3,181
Food Costs	\$ -	\$ 56,647	\$ 22,405	\$ 40,247	\$ 11,380	\$ 10,373	\$	141,052
Equipment	\$ -	\$ -	\$ -	\$ -	\$ -	\$ -	\$	-
Other Costs	\$ -	\$ -	\$ -	\$ -	\$ -	\$ -	\$	-
Total Expenses	\$ 72,159	\$ 205,485	\$ 89,768	\$ 100,753	\$ 51,032	\$ 41,912	\$	561,109
Net Gain (Loss)	\$ (65,683)	\$ (41,670)	\$ (16,799)	\$ 1,130	\$ 21,756	\$ 16,400	\$	(84,866)
							Ending Cash Balance 3/31/18	\$ (84,853)

							Beginning Balance 7/1/16	\$ 2,553
2016-2017 Through 3/31/17								
<i>Revenues</i>	District-Wide	High School	Junior High	Eastern	Central	Western	Total	
Student Type A, Ezipay, Misc	\$ -	\$ 80,185	\$ 35,618	\$ 35,822	\$ 30,265	\$ 27,186	\$	209,076
Student Break, Milk & A La Carte	\$ -	\$ 50,515	\$ 14,294	\$ 8,795	\$ 4,641	\$ 4,703	\$	82,948
Adult & Misc revenues	\$ 19,086	\$ 5,643	\$ 1,138	\$ 1,882	\$ 1,910	\$ 977	\$	30,636
State Reimb	\$ -	\$ 1,309	\$ 967	\$ 1,480	\$ 1,138	\$ 797	\$	5,691
Federal Reimb	\$ -	\$ 48,773	\$ 37,609	\$ 55,740	\$ 42,999	\$ 31,032	\$	216,153
Total Revenues	\$ 19,086	\$ 186,425	\$ 89,626	\$ 103,719	\$ 80,953	\$ 64,695	\$	544,504
<i>Expenses</i>								
Wages	\$ 35,120	\$ 89,219	\$ 41,310	\$ 28,050	\$ 25,877	\$ 24,699	\$	244,275
Severance	\$ -	\$ -	\$ -	\$ -	\$ -	\$ -	\$	-
Retirement	\$ 8,397	\$ 19,140	\$ 6,861	\$ 7,764	\$ 4,974	\$ 4,044	\$	51,180
Medical	\$ 18,298	\$ 33,078	\$ 20,775	\$ 22,052	\$ 1,839	\$ -	\$	96,042
Life, Dent, MC, WC	\$ 1,133	\$ 2,948	\$ 1,771	\$ 1,207	\$ 656	\$ 466	\$	8,181
Purch Serv, Repairs, Phone, Post	\$ 2,871	\$ 6,854	\$ 1,149	\$ 538	\$ 812	\$ 538	\$	12,762
Supplies	\$ 4,598	\$ -	\$ -	\$ -	\$ -	\$ -	\$	4,598
Food Costs	\$ -	\$ 66,784	\$ 26,296	\$ 43,383	\$ 12,982	\$ 11,786	\$	161,231
Equipment	\$ -	\$ -	\$ -	\$ -	\$ -	\$ -	\$	-
Other Costs	\$ -	\$ -	\$ -	\$ -	\$ -	\$ -	\$	-
Total Expenses	\$ 70,417	\$ 218,023	\$ 98,162	\$ 102,994	\$ 47,140	\$ 41,533	\$	578,269
Net Gain (Loss)	\$ (51,331)	\$ (31,598)	\$ (8,536)	\$ 725	\$ 33,813	\$ 23,162	\$	(33,765)
							Ending Cash Balance 3/31/17	\$ (31,212)

							Beginning Balance 7/1/15	\$ 3,707
2015-2016 Through 3/31/16								
<i>Revenues</i>	District-Wide	High School	Junior High	Eastern	Central	Western	Total	
Student Type A, Ezipay, Misc	\$ -	\$ 92,618	\$ 34,406	\$ 34,422	\$ 27,178	\$ 26,580	\$	215,204
Student Break, Milk & A La Carte	\$ -	\$ 55,844	\$ 13,640	\$ 8,189	\$ 5,590	\$ 5,335	\$	88,598
Adult & Misc revenues	\$ 6,034	\$ 5,660	\$ 1,240	\$ 2,178	\$ 1,689	\$ 984	\$	17,785
State Reimb	\$ -	\$ -	\$ -	\$ -	\$ -	\$ -	\$	-
Federal Reimb	\$ -	\$ 53,388	\$ 32,609	\$ 45,524	\$ 45,627	\$ 30,895	\$	208,043
Total Revenues	\$ 6,034	\$ 207,510	\$ 81,895	\$ 90,313	\$ 80,084	\$ 63,794	\$	529,630
<i>Expenses</i>								
Wages	\$ 34,068	\$ 76,589	\$ 44,778	\$ 35,448	\$ 24,484	\$ 24,405	\$	239,772
Severance	\$ -	\$ -	\$ -	\$ -	\$ -	\$ -	\$	-
Retirement	\$ 8,159	\$ 17,449	\$ 7,399	\$ 7,206	\$ 5,849	\$ 5,637	\$	51,699
Medical	\$ 14,896	\$ 26,927	\$ 19,085	\$ 17,952	\$ -	\$ -	\$	78,860
Life, Dent, MC, WC	\$ 890	\$ 2,252	\$ 1,526	\$ 1,029	\$ 396	\$ 343	\$	6,436
Purch Serv, Repairs, Phone, Post	\$ 2,865	\$ 1,042	\$ 1,016	\$ 984	\$ 588	\$ 588	\$	7,083
Supplies	\$ 2,871	\$ -	\$ -	\$ -	\$ -	\$ -	\$	2,871
Food Costs	\$ -	\$ 70,379	\$ 25,539	\$ 39,560	\$ 12,819	\$ 10,365	\$	158,662
Equipment	\$ -	\$ -	\$ -	\$ -	\$ -	\$ -	\$	-
Other Costs	\$ -	\$ -	\$ -	\$ -	\$ -	\$ -	\$	-
Total Expenses	\$ 63,749	\$ 194,638	\$ 99,343	\$ 102,179	\$ 44,136	\$ 41,338	\$	545,383
Net Gain (Loss)	\$ (57,715)	\$ 12,872	\$ (17,448)	\$ (11,866)	\$ 35,948	\$ 22,456	\$	(15,753)
							Ending Cash Balance 3/31/16	\$ (12,046)

Check#	Check Date	Org Sta	Vendor Paid	Check Amount	Status Date
081814	03/05/2018	W/R	RUSH, ANNETTE	135.90	03/12/2018
081815	03/05/2018	W/R	CARDINAL BUS SALES & SERVICE	1,051.97	03/09/2018
081816	03/05/2018	W/R	CenturyLink	1,028.72	03/15/2018
081817	03/05/2018	W/R	FORGET-ME-NOT FLOWER SHOP, INC.	53.00	03/08/2018
081818	03/05/2018	W/R	ROUSH, HEIDI	225.76	03/12/2018
081819	03/05/2018	W/R	BRIGHT, JESSICA	152.60	03/07/2018
081820	03/05/2018	W/R	SPENCER, KATHERINE	320.92	03/13/2018
081821	03/05/2018	W/R	MANSFIELD SENIOR HIGH SCHOOL	125.00	03/12/2018
081822	03/05/2018	W/R	MID-OHIO ED. SERVICE CENTER	120.00	03/08/2018
081823	03/05/2018	W/R	MVD SPORTS	614.00	03/16/2018
081824	03/05/2018	W/R	KNUCKLES, RYAN	33.42	03/16/2018
081825	03/05/2018	W/R	SPYDER SIGNS AND GRAPHICS	49.00	03/16/2018
081826	03/05/2018	W/R	DOMKA, STEPHEN F	552.85	03/16/2018
081827	03/05/2018	W/R	TEAM SPORTS, INC	5,077.00	03/12/2018
081828	03/05/2018	W/R	TRANSPORTATION ACCESSORIES CO.	285.80	03/12/2018
081829	03/05/2018	W/R	WAL-MART DISCOUNT CITIES	148.83	03/12/2018
081831	03/05/2018	W/R	HAYES, JAMES	776.28	03/12/2018
081832	03/05/2018	W/R	HAMILTON, SCOTT	120.00	03/13/2018
081833	03/06/2018	B/R	MADISON LOCAL SCHOOLS	1,848.00	03/07/2018
081834	03/07/2018	W/R	US BANK	4,188.58	03/15/2018
081835	03/07/2018	W/R	HEATH, ANDREW	180.00	03/09/2018
081836	03/07/2018	W/R	BAKER VEHICLE SYSTEMS, INC.	15.00	03/09/2018
081837	03/08/2018	W/R	NICKLES BAKERY	733.39	03/15/2018
081838	03/08/2018	W/R	SHELDON, AMANDA	230.00	03/12/2018
081839	03/08/2018	W/R	BRIDGEWAY ACADEMY	4,596.00	03/15/2018
081840	03/08/2018	W/R	MILLER, BUDDY	179.96	03/15/2018
081841	03/08/2018	W/R	CARDINAL BUS SALES & SERVICE	241.66	03/13/2018
081842	03/08/2018	W/R	CDI COMPUTERS DEALERS INC.	1,080.00	03/15/2018
081843	03/08/2018	W/R	CDW-G	141.54	03/16/2018
081844	03/08/2018	W/R	CHARLES RITTER CO.	205.59	03/12/2018
081845	03/08/2018	W/R	CRANK, CHRISTOPHER	105.00	03/13/2018
081846	03/08/2018	W/R	COWLES, CINDY	2,270.52	03/23/2018
081847	03/08/2018	W/R	CLEARWATER SYSTEMS	89.70	03/14/2018
081848	03/08/2018	W/R	CULLIGAN QUALITY WATER	37.00	03/13/2018
081849	03/08/2018	W/R	GERMAN'S BUS SALES & SERVICE	87.40	03/15/2018
081850	03/08/2018	W/R	HEALTHCARE BILLING SERVICES	109.06	03/13/2018
081851	03/08/2018	W/W	GOODALL, JANE M	145.04	
081852	03/08/2018	W/R	BERRY, JENNIFER	200.09	03/09/2018
081853	03/08/2018	W/R	NOBLET, JILLIAN	86.64	03/12/2018
081854	03/08/2018	W/R	ROBERTS, JOE	49.40	03/09/2018
081855	03/08/2018	W/R	JULIAN & GRUBE, INC.	1,500.00	03/13/2018
081856	03/08/2018	W/R	SPENCER, KATHERINE	65.33	03/26/2018
081857	03/08/2018	W/W	ALEXANDER, KRISTA	241.98	
081858	03/08/2018	W/R	LEX LANES	1,950.00	03/16/2018
081859	03/08/2018	W/R	MANSFIELD AUTO PARTS	1,021.12	03/14/2018
081860	03/08/2018	W/R	MEDINA COUNTY SCHOOLS' ESC	120.00	03/13/2018
081861	03/08/2018	W/R	MCCAMMON, MEGAN	143.32	03/26/2018
081862	03/08/2018	W/R	MIDWAY OF MANSFIELD	203.78	03/13/2018
081863	03/08/2018	W/R	NORTH CENTRAL OHIO ESC	1,194.38	03/13/2018
081864	03/08/2018	W/R	NOVA LUNA EDUC & CONSULTING	972.00	03/12/2018
081865	03/08/2018	W/R	NWDFSCA	35.00	03/27/2018
081866	03/08/2018	W/R	O.E. MEYER COMPANY	39.12	03/19/2018

Check#	Check Date	Org Sta	Vendor Paid	Check Amount	Status Date
081867	03/08/2018	W/R	OHIO ALLIANCE OF YMCA'S	965.00	03/28/2018
081868	03/08/2018	W/R	OHIO ASSOCIATION FOR PUPIL	175.00	03/21/2018
081869	03/08/2018	W/R	PHOTORAMA	130.00	03/19/2018
081870	03/08/2018	W/R	RUTH, RICHARD A	325.16	03/20/2018
081871	03/08/2018	W/R	SAM'S CLUB	39.96	03/13/2018
081872	03/08/2018	W/R	SCHOOL SPECIALTY INC.	51.98	03/12/2018
081873	03/08/2018	W/R	SCIENCE OLYMPIAD	62.95	03/13/2018
081874	03/08/2018	W/R	SHELBY PRINTING, INC.	134.00	03/14/2018
081875	03/08/2018	W/R	SMITHFOODS, INC	2,980.28	03/14/2018
081876	03/08/2018	W/R	STANTON SHEET MUSIC	106.02	03/13/2018
081877	03/08/2018	W/R	STOODTS MARKET	254.59	03/12/2018
081878	03/08/2018	W/R	YOUNG, SUSAN	86.64	03/19/2018
081879	03/08/2018	W/R	TOLEDO P.E. SUPPLY	139.99	03/13/2018
081880	03/08/2018	W/R	OHIO BUREAU OF CRIMINAL IDENT.	856.00	03/14/2018
081881	03/08/2018	W/R	TRUCK SALES & SERVICE, INC.	4,505.18	03/13/2018
081882	03/08/2018	W/R	TWO2 ENTERPRISES, LLC	437.51	03/16/2018
081883	03/12/2018	W/R	HAYES, JAMES	776.28	03/21/2018
081884	03/13/2018	B/R	MADISON LOCAL SCHOOLS	2,184.00	03/15/2018
081885	03/13/2018	W/R	HAMILTON, SCOTT	240.00	03/15/2018
081886	03/13/2018	W/R	OHIO CARDINAL CONFERENCE	233.00	03/16/2018
081887	03/13/2018	W/R	SHIFFLER EQUIPMENT SALES	547.00	03/19/2018
081888	03/15/2018	W/R	ADVANCED KEY & LOCK SHOP	94.56	03/19/2018
081889	03/15/2018	W/R	ADVANCED TURF SOLUTIONS	1,963.50	03/20/2018
081890	03/15/2018	W/R	AHC, INC	1,234.00	03/26/2018
081891	03/15/2018	W/R	AMAZON.COM/ AMEX	237.61	03/19/2018
081892	03/15/2018	W/R	LITTLE, ANDY J	281.25	03/27/2018
081893	03/15/2018	W/R	ASHLAND CITY SCHOOLS	225.00	03/21/2018
081894	03/15/2018	W/R	BARNES & NOBLE	130.02	03/23/2018
081895	03/15/2018	W/R	BP ELECTRIC OF OHIO, INC	1,137.00	03/22/2018
081896	03/15/2018	W/R	MARTIN, CHRISTINA D	156.25	03/23/2018
081897	03/15/2018	W/R	COLES ENERGY, INC.	1,799.22	03/20/2018
081898	03/15/2018	W/R	COMMERCIAL PARTS & SERVICE	72.46	03/21/2018
081899	03/15/2018	W/R	CONSERVE FLAG COMPANY	83.95	03/20/2018
081900	03/15/2018	W/R	DRC/CTB	669.60	03/20/2018
081901	03/15/2018	W/R	DELL MARKETING L.P.	738.22	03/19/2018
081902	03/15/2018	W/R	MARIKIS, DENNIS	7,000.00	03/21/2018
081903	03/15/2018	W/W	WHEATON, DIANNE L	374.28	
081904	03/15/2018	W/R	ESC OF CENTRAL OHIO	250.00	03/20/2018
081905	03/15/2018	W/R	SPELLING OUT DYSLEXIA	375.00	03/23/2018
081906	03/15/2018	W/R	FAMOUS ENTERPRISES, INC.	42.34	03/19/2018
081907	03/15/2018	W/R	FURBAY/MANSFIELD ELECTRIC	272.51	03/21/2018
081908	03/15/2018	W/R	EGGERTON, GENELLE	71.86	03/20/2018
081909	03/15/2018	W/R	FEUCHT, STEVEN G	180.00	03/28/2018
081910	03/15/2018	W/R	GRAINGER	488.51	03/21/2018
081911	03/15/2018	W/R	IMPERIAL AUTISM CONNECTIONS	25.00	03/21/2018
081912	03/15/2018	W/R	J & B ACCOUSTICAL	363.93	03/19/2018
081913	03/15/2018	W/R	MOTTON, JAANA	115.00	03/19/2018
081914	03/15/2018	W/R	ROBERTS, JOE	40.87	03/16/2018
081915	03/15/2018	W/R	VANHOUTEN, JON	625.00	03/20/2018
081916	03/15/2018	W/R	KAHL'S TELECOMMUNICATIONS	815.00	03/19/2018
081917	03/15/2018	W/R	KELL ACE HARDWARE	42.07	03/20/2018
081918	03/15/2018	W/R	KIMBALL MIDWEST	91.03	03/19/2018

Check#	Check Date	Org Sta	Vendor Paid	Check Amount	Status Date
081919	03/15/2018	W/R	LEXINGTON LOCAL SCHOOLS	462.50	03/20/2018
081920	03/15/2018	W/R	TOMMELLEO, LOUIS MICHAEL	156.25	03/20/2018
081921	03/15/2018	W/R	LOWE'S HOME CENTER	2,349.83	03/20/2018
081922	03/15/2018	W/R	MANSFIELD AUTO PARTS	56.85	03/20/2018
081923	03/15/2018	W/R	MAYERSON ACADEMY	1,550.00	03/23/2018
081924	03/15/2018	W/R	MENARDS	99.98	03/30/2018
081925	03/15/2018	W/R	PEARSON ASSESSMENTS	156.00	03/19/2018
081926	03/15/2018	W/R	OASBO	425.00	03/20/2018
081927	03/15/2018	W/R	OHIO SCHOOL BD. ASSOC.	180.00	03/21/2018
081928	03/15/2018	W/R	REALLY GOOD STUFF	349.61	03/29/2018
081929	03/15/2018	W/R	RENHILL GROUP, INC.	8,947.32	03/20/2018
081930	03/15/2018	W/R	RICHLAND CO. JUVENILE COURT	1,125.00	03/28/2018
081931	03/15/2018	W/R	STANDARD PLUMBING & HEATING CO	1,738.39	03/20/2018
081932	03/15/2018	W/R	TEAM SPORTS, INC	30.00	03/20/2018
081933	03/15/2018	W/R	MCDANIEL, TRACY	82.03	03/26/2018
081934	03/15/2018	W/R	WEAVER, TROY J	437.50	03/26/2018
081935	03/15/2018	W/R	UPS STORE	11.11	03/20/2018
081936	03/15/2018	W/R	WOLFF BROS. SUPPLY, INC.	298.73	03/20/2018
081937	03/15/2018	W/R	WORNER ROOFING COMPANY	4,308.00	03/19/2018
081938	03/15/2018	B/R	BOWLING GREEN STATE UNIVERSITY	3,514.00	03/20/2018
081939	03/16/2018	W/R	HAMILTON, SCOTT	240.00	03/19/2018
081940	03/19/2018	B/R	LEXINGTON ATHLETIC DEPT.	4,536.00	03/20/2018
081941	03/19/2018	W/W	A.B.L.E.	125.00	
081942	03/19/2018	W/R	ABLENET, INC.	284.00	03/27/2018
081943	03/19/2018	W/R	ACE HARDWARE	211.20	03/26/2018
081944	03/19/2018	W/R	LITTLE, ANDY J	250.00	03/27/2018
081945	03/19/2018	W/R	BUCYRUS HIGH SCHOOL	175.00	03/28/2018
081946	03/19/2018	W/R	CHARLES RITTER CO.	31.58	03/23/2018
081947	03/19/2018	W/W	MARTIN, CHRISTINA D	125.00	
081948	03/19/2018	W/R	CLEARWATER SYSTEMS	29.90	03/26/2018
081949	03/19/2018	W/W	SPELLING OUT DYSLEXIA	325.00	
081950	03/19/2018	W/R	FUN AND FUNCTION LLC	47.92	03/27/2018
081951	03/19/2018	W/R	AVITA HEALTH SYSTEM	55.00	03/26/2018
081952	03/19/2018	W/R	FEUCHT, STEVEN G	30.00	03/29/2018
081953	03/19/2018	W/R	GIONINO'S PIZZERIA	108.00	03/26/2018
081954	03/19/2018	W/R	GUILFORD PRESS	142.20	03/28/2018
081955	03/19/2018	W/R	ITsavvy	1,903.66	03/27/2018
081956	03/19/2018	W/W	BRIGHT, JESSICA	19.95	
081957	03/19/2018	W/W	ADAMESCU, JOSHUA	125.00	
081958	03/19/2018	W/R	JOSTEN'S	91.50	03/26/2018
081959	03/19/2018	W/R	TOMMELLEO, LOUIS MICHAEL	125.00	03/23/2018
081960	03/19/2018	W/W	ROGGIO, MATT	350.00	
081961	03/19/2018	W/R	GRADY ENTERPRISES, INC.	1,067.64	03/27/2018
081962	03/19/2018	W/R	MID-OHIO ED. SERVICE CENTER	24.80	03/23/2018
081963	03/19/2018	W/W	HAMMAN, MIKE	58.00	
081964	03/19/2018	W/R	SHUCK, MIMSLYN	30.00	03/27/2018
081965	03/19/2018	W/W	OHIO ASSOCIATION FOR PUPIL	175.00	
081966	03/19/2018	W/W	OMEA	588.00	
081967	03/19/2018	W/W	PHOTORAMA	232.00	
081968	03/19/2018	W/R	QUENCH	38.00	03/27/2018
081969	03/19/2018	W/W	RC THERAPY SERVICES, INC.	7,883.25	
081970	03/19/2018	W/R	RUMPKE	824.15	03/26/2018

Check#	Check Date	Org Sta	Vendor Paid	Check Amount	Status Date
081971	03/19/2018	W/R	SCHOOL SPECIALTY INC.	233.75	03/26/2018
081972	03/19/2018	W/R	HOLLOWAY, SHEILA	720.00	03/23/2018
081973	03/19/2018	W/R	TEACHER SYNERGY LLC	44.30	03/27/2018
081974	03/19/2018	W/R	THERAPRO, INC.	50.50	03/27/2018
081975	03/19/2018	W/R	WEAVER, TROY J	250.00	03/29/2018
081976	03/20/2018	W/R	HAMILTON, SCOTT	720.00	03/23/2018
081977	03/20/2018	W/W	WATKINS, VIANN	120.00	
081978	03/21/2018	W/R	COLUMBIA GAS OF OHIO	3,591.27	03/27/2018
081979	03/21/2018	W/W	HAYES, JAMES	776.28	
081980	03/22/2018	W/R	ASHLAND CITY SCHOOLS	240.00	03/28/2018
081981	03/22/2018	W/W	LEXINGTON ATHLETIC DEPT.	224.00	
081982	03/22/2018	W/W	OMEA	240.00	
081983	03/22/2018	B/R	OHIO STATE UNIVERSITY	18,230.00	03/29/2018
081984	03/22/2018	W/V	OHIO STATE UNIVERSITY	510.00	03/29/2018
081985	03/26/2018	W/W	AWARDSMITH	635.50	
081986	03/26/2018	W/W	BARNES & NOBLE	782.16	
081987	03/26/2018	W/R	BIOMETRIC INFORMATION	700.00	03/30/2018
081988	03/26/2018	W/R	CAIN GRAPHICS AND SCREEN PRINT	1,212.31	03/29/2018
081989	03/26/2018	W/W	CBIZ BENEFITS & INSURANCE	2,750.00	
081990	03/26/2018	W/R	CDW-G	510.06	03/30/2018
081991	03/26/2018	W/R	CHARLES RITTER CO.	390.62	03/28/2018
081992	03/26/2018	W/R	COLE DISTRIBUTING	152.48	03/29/2018
081993	03/26/2018	W/W	EJ THERAPY	1,883.75	
081994	03/26/2018	W/W	SPELLING OUT DYSLEXIA	300.00	
081995	03/26/2018	W/W	TURLO, ERIC	192.39	
081996	03/26/2018	W/W	ESPECIAL NEEDS, LLC	23.94	
081997	03/26/2018	W/R	GILBARCO INC.	90.00	03/30/2018
081998	03/26/2018	W/W	HAYES, JAMES	776.28	
081999	03/26/2018	W/R	ROBERTS, JOE	13.12	03/29/2018
082000	03/26/2018	W/W	GUY, KATHERINE	186.61	
082001	03/26/2018	W/R	KROGER COMPANY	56.68	03/30/2018
082002	03/26/2018	W/W	OLECKI, MICHELLE	675.00	
082003	03/26/2018	W/W	PEARSON ASSESSMENTS	572.93	
082004	03/26/2018	W/W	OAGC CONFERENCE	2,810.00	
082005	03/26/2018	W/R	OHIO HEALTH CONSORTIUM, INC.	59.00	03/29/2018
082006	03/26/2018	W/R	OHIO.NET INTERNET PROVIDERS	465.78	03/29/2018
082007	03/26/2018	W/W	POST MASTER	750.00	
082008	03/26/2018	W/R	RENHILL GROUP, INC.	12,524.42	03/30/2018
082009	03/26/2018	W/R	RICHLAND NEWHOPE CENTER	2,045.75	03/29/2018
082010	03/26/2018	W/R	S & S COACH CO.	1,800.00	03/30/2018
082011	03/26/2018	W/W	SCHOOL SPECIALTY INC.	703.55	
082012	03/26/2018	W/W	SMETZ'S TIRE SERVICE CENTER	3,110.52	
082013	03/26/2018	W/W	TEACHER SYNERGY LLC	8.28	
082014	03/26/2018	W/W	USI, INC.	363.32	
082015	03/28/2018	W/W	KEDING, ALEXANDER	93.75	
082016	03/28/2018	W/W	MARTIN, CHRISTINA D	93.75	
082017	03/28/2018	W/W	TOMMELLEO, LOUIS MICHAEL	93.75	
082018	03/28/2018	W/W	DAVIS, MICHAEL J	109.38	
082019	03/29/2018	W/W	JAVUREK, AUSTIN	118.00	
082020	03/29/2018	W/W	DIRECT ENERGY BUSINESS MARKETI	8,672.22	
082021	03/29/2018	W/W	HASSMANN, MELISSA	259.11	
082022	03/29/2018	W/W	US BANK	3,865.82	

Date: 4/03/2018

C H E C K R E G I S T E R
Processing Month: March 2018
LEXINGTON LOCAL SCHOOLS

Page: 5
(CHKREG)

Check#	Check Date	Org Sta	Vendor Paid	Check Amount	Status Date
082023	03/29/2018	W/W	VERIZON WIRELESS	745.55	
082024	03/29/2018	W/W	WAL-MART DISCOUNT CITIES	64.59	
691126	03/05/2018	C/R	LEXINGTON SCHOOLS - PAYROLL	584,858.28	03/05/2018
691127	03/07/2018	M/M	MEMO-S.E.R.S.	2,830.61	
691128	03/07/2018	M/M	MEMO-S.T.R.S.	6,725.07	
691129	03/12/2018	M/M	GORDON FOOD SERVICE	17,242.44	
691130	03/20/2018	C/R	LEXINGTON SCHOOLS - PAYROLL	558,205.53	03/20/2018
691131	03/15/2018	M/M	LEXINGTON SCHOOLS - PAYROLL	7,482.09	
691132	03/16/2018	M/M	MORROW COUNTY AUDITOR	10,564.10	
691133	03/16/2018	M/M	ANTHEM BENEFIT SERVICES	360,837.90	
691134	03/16/2018	M/M	MEMO-S.E.R.S.	2,830.61	
691135	03/16/2018	M/M	MEMO-S.T.R.S.	6,725.07	
691136	03/20/2018	M/M	LEXINGTON SCHOOLS - PAYROLL	7,868.02	
691137	03/22/2018	M/M	MORROW COUNTY AUDITOR	634.28	
691138	03/27/2018	M/M	MEMO-S.E.R.S.	43,552.00	
691139	03/27/2018	M/M	MEMO-S.T.R.S.	114,500.00	
691140	03/29/2018	M/M	MEMO-MID OHIO ESC	5,560.18	
Total Checks Issued				\$ 1,923,958.73	

TRANS NO	ITEM NO	TRANS DATE	STS	DESCRIPTION OR SOURCE	TI	FUND	RCPT	SPCC	SUBJ	OPU	TRANS AMOUNT
071976	0001	03/13/2018	A	Real Estate Tax - Morrow	03	001	1111	0000	000000	000	212,458.02
071976	0002	03/13/2018	A	Emergency Tax - Morrow	03	001	1111	0000	000000	000	154,816.66
071994	0001	03/15/2018	A	Mobile Home Tax -Morrow	03	001	1111	0000	000000	000	3,877.17
071994	0002	03/15/2018	A	Mobile Home Tax Morrow -Emer	03	001	1111	0000	000000	000	2,728.48
072028	0001	03/19/2018	A	Prop Tax Adv - Richland Genera	03	001	1111	0000	000000	000	1,968,000.00
072028	0002	03/19/2018	A	Prop Tax Adv Richland Emerg	03	001	1111	0000	000000	000	1,046,400.00
RCPT CODE SUB-TOTAL:											3,388,280.33
071976	0004	03/13/2018	A	Pers Prop Tax - Morrow	03	001	1122	0000	000000	000	15,464.03
071976	0005	03/13/2018	A	Pers Prop Tax Emerg - Morrow	03	001	1122	0000	000000	000	8,215.26
RCPT CODE SUB-TOTAL:											23,679.29
071941	0001	03/02/2018	A	Preschool tuition	03	001	1211	0000	000000	500	100.00
071952	0001	03/05/2018	A	Preschool tuition	03	001	1211	0000	000000	500	100.00
071960	0001	03/06/2018	A	Preschool tuition	03	001	1211	0000	000000	500	600.00
071965	0001	03/07/2018	A	Preschool tuition	03	001	1211	0000	000000	500	300.00
071967	0001	03/08/2018	A	Tuition pymt	03	001	1211	0000	000000	000	1,235.62
071968	0001	03/08/2018	A	Preschool tuition	03	001	1211	0000	000000	500	200.00
071979	0001	03/09/2018	A	Tuition pymt	03	001	1211	0000	000000	000	617.81
071984	0001	03/12/2018	A	Preschool tuition	03	001	1211	0000	000000	500	800.00
072005	0001	03/13/2018	A	Preschool tuition	03	001	1211	0000	000000	500	300.00
072008	0001	03/14/2018	A	Preschool tuition	03	001	1211	0000	000000	500	300.00
072015	0001	03/15/2018	A	Preschool tuition	03	001	1211	0000	000000	500	100.00
072020	0001	03/16/2018	A	Preschool tuition	03	001	1211	0000	000000	500	100.00
072045	0001	03/22/2018	A	Preschool tuition	03	001	1211	0000	000000	500	200.00
072050	0001	03/26/2018	A	tuition pymt	03	001	1211	0000	000000	000	1,235.62
RCPT CODE SUB-TOTAL:											6,189.05
071993	0020	03/16/2018	A	SF14 Regular Tuition Pos JV50	03	001	1221	0000	000000	000	26,879.12
RCPT CODE SUB-TOTAL:											26,879.12
071993	0021	03/16/2018	A	SF14 SpecEd Tuition Pos JV52	03	001	1223	0000	000000	000	11,707.32
RCPT CODE SUB-TOTAL:											11,707.32
071993	0012	03/16/2018	A	Open Enrollment Revenue	03	001	1227	0000	000000	000	16.41-
072031	0012	03/30/2018	A	Open Enrollment Revenue	03	001	1227	0000	000000	000	16.41-
RCPT CODE SUB-TOTAL:											32.82-

STATUS (STS) CODES:

A-RECEIPT B-REFUND OF RECEIPT V-VOID REFUND OF RECEIPT X-REDUCTION OF EXPENDITURE
 C-APPROPRIATION OR BUDGET MODIFICATIONS D-EXPENSE/SUPPLIES DISTRIBUTION F-FUND TO FUND TRANSFER

TRANS NO	ITEM NO	TRANS DATE	STS	DESCRIPTION OR SOURCE	TI	FUND	RCPT	SPCC	SUBJ	OPU	TRANS AMOUNT
072056	0001	03/31/2018	A	Richland Bank Interest	03	001	1410	0000	000000	000	13,400.96
RCPT CODE SUB-TOTAL:											13,400.96
071948	0001	03/05/2018	A	Summer PE	03	001	1740	0000	080999	100	1,100.00
071949	0001	03/05/2018	A	CCP tuition	03	001	1740	0000	000000	100	34.68
071970	0001	03/08/2018	A	Western school fees	03	001	1740	0000	000000	500	20.00
071972	0001	03/09/2018	A	JH School fees	03	001	1740	0000	000000	200	12.00
071978	0001	03/09/2018	A	Summer PE	03	001	1740	0000	080999	100	900.00
072042	0002	03/19/2018	A	Central school fees	03	001	1740	0000	000000	400	28.00
072040	0001	03/20/2018	A	JH School Fees	03	001	1740	0000	000000	200	44.00
072041	0002	03/20/2018	A	Central school fees	03	001	1740	0000	000000	400	58.00
072043	0001	03/22/2018	A	Eastern school fees	03	001	1740	0000	000000	300	30.00
072048	0001	03/22/2018	A	Summer PE	03	001	1740	0000	080999	100	200.00
072039	0001	03/31/2018	A	HS Fees - Pay For It	03	001	1740	0000	000000	100	22.00
072039	0002	03/31/2018	A	Central Fees - Pay For It	03	001	1740	0000	000000	400	30.00
072039	0003	03/31/2018	A	Jr High Fees - Pay For It	03	001	1740	0000	000000	400	0.00
072039	0004	03/31/2018	A	Eastern Fees - Pay For It	03	001	1740	0000	000000	400	120.00
072039	0005	03/31/2018	A	Western Fees - Pay For It	03	001	1740	0000	000000	400	30.00
RCPT CODE SUB-TOTAL:											2,628.68
071957	0004	03/13/2018	A	reimb cust benefits boys tourn	03	001	1890	0000	000000	000	68.94
071999	0004	03/22/2018	A	Cust bene Girls reg tourn	03	001	1890	0000	000000	000	85.20
RCPT CODE SUB-TOTAL:											154.14
071993	0001	03/16/2018	A	Opportunity Grant	03	001	3110	0000	000000	000	301,369.17
071993	0002	03/16/2018	A	Targeted Assistance	03	001	3110	0000	000000	000	27,158.42
071993	0003	03/16/2018	A	K-3 Literacy Funding	03	001	3110	0000	000000	000	5,509.56
071993	0005	03/16/2018	A	Limited English Prof Funding	03	001	3110	0000	000000	000	121.55
071993	0006	03/16/2018	A	Gifted Education Funding	03	001	3110	0000	000000	000	5,004.76
071993	0007	03/16/2018	A	Transportation	03	001	3110	0000	000000	000	23,373.20
071993	0008	03/16/2018	A	Special Education Funding	03	001	3110	0000	000000	000	44,750.10
071993	0010	03/16/2018	A	Preschool Special Educ Funding	03	001	3110	0000	000000	000	5,249.14
071993	0011	03/16/2018	A	Special Educ Transportation	03	001	3110	0000	000000	000	1,699.25
072031	0001	03/30/2018	A	Opportunity Grant	03	001	3110	0000	000000	000	300,711.33
072031	0002	03/30/2018	A	Targeted Assistance	03	001	3110	0000	000000	000	27,511.39
072031	0003	03/30/2018	A	K-3 Literacy Funding	03	001	3110	0000	000000	000	5,501.83
072031	0005	03/30/2018	A	Limited English Prof Funding	03	001	3110	0000	000000	000	121.33
072031	0006	03/30/2018	A	Gifted Education Funding	03	001	3110	0000	000000	000	4,998.64
072031	0007	03/30/2018	A	Transportation	03	001	3110	0000	000000	000	23,373.20
072031	0008	03/30/2018	A	Special Education Funding	03	001	3110	0000	000000	000	45,138.05
072031	0010	03/30/2018	A	Preschool Special Educ Funding	03	001	3110	0000	000000	000	5,460.68

STATUS (STS) CODES:

A-RECEIPT B-REFUND OF RECEIPT V-VOID REFUND OF RECEIPT X-REDUCTION OF EXPENDITURE
 C-APPROPRIATION OR BUDGET MODIFICATIONS D-EXPENSE/SUPPLIES DISTRIBUTION F-FUND TO FUND TRANSFER

TRANS NO	ITEM NO	TRANS DATE	STS	DESCRIPTION OR SOURCE	TI	FUND	RCPT	SPCC	SUBJ	OPU	TRANS AMOUNT
072031	0011	03/30/2018	A	Special Educ Transportation	03	001	3110	0000	000000	000	1,699.25
RCPT CODE SUB-TOTAL:											828,750.85
071993	0004	03/16/2018	A	Economic Disadvantaged Funding	03	001	3211	0000	000000	000	2,302.71
072031	0004	03/30/2018	A	Economic Disadvantaged Funding	03	001	3211	0000	000000	000	2,233.69
RCPT CODE SUB-TOTAL:											4,536.40
071993	0009	03/16/2018	A	Career Tech Education Funding	03	001	3219	0000	000000	000	2,292.34
072031	0009	03/30/2018	A	Career Tech Education Funding	03	001	3219	0000	000000	000	842.42
RCPT CODE SUB-TOTAL:											3,134.76
072053	0001	03/30/2018	A	MEDICAID Recd -3/29	03	001	3300	0000	000000	000	728.44
072053	0002	03/30/2018	A	MEDICAID Recd 3/22	03	001	3300	0000	000000	000	1,579.30
072053	0003	03/30/2018	A	MEDICAID Recd 3/1	03	001	3300	0000	000000	000	155.01
072053	0004	03/30/2018	A	MEDICAID SETT FY 14/15	03	001	3300	0000	000000	000	84,058.69
RCPT CODE SUB-TOTAL:											86,521.44
FUND CODE SUB-TOTAL:											4,395,829.52
071976	0003	03/13/2018	A	Permanent Improv Tax - Morrow	03	003	1111	0000	000000	000	19,382.22
071994	0003	03/15/2018	A	Mobile Home Tax-Morrow PI	03	003	1111	0000	000000	000	345.85
072028	0003	03/19/2018	A	Prop Tax Adv Richland Perm Imp	03	003	1111	0000	000000	000	185,600.00
RCPT CODE SUB-TOTAL:											205,328.07
071976	0006	03/13/2018	A	Pers Prop Tax PI - Morrow	03	003	1122	0000	000000	000	1,449.74
RCPT CODE SUB-TOTAL:											1,449.74
FUND CODE SUB-TOTAL:											206,777.81
072056	0004	03/31/2018	A	Richland Bank Interest	03	006	1410	0000	000000	000	0.00
RCPT CODE SUB-TOTAL:											0.00
071944	0026	03/02/2018	A	HS Breakfast	03	006	1511	0000	000000	100	36.90
071944	0027	03/02/2018	A	Jr. Hi Breakfast	03	006	1511	0000	000000	200	17.05
071944	0028	03/02/2018	A	Eastern Breakfast	03	006	1511	0000	000000	300	36.05

STATUS (STS) CODES:

A-RECEIPT B-REFUND OF RECEIPT V-VOID REFUND OF RECEIPT X-REDUCTION OF EXPENDITURE
 C-APPROPRIATION OR BUDGET MODIFICATIONS D-EXPENSE/SUPPLIES DISTRIBUTION F-FUND TO FUND TRANSFER

TRANS NO	ITEM NO	TRANS DATE	STS	DESCRIPTION OR SOURCE	TI	FUND	RCPT	SPCC	SUBJ	OPU	TRANS AMOUNT
071944	0029	03/02/2018	A	Central Breakfast	03	006	1511	0000	000000	400	25.20
071944	0030	03/02/2018	A	Western Breakfast	03	006	1511	0000	000000	500	43.40
072029	0026	03/09/2018	A	HS Breakfast	03	006	1511	0000	000000	100	107.80
072029	0027	03/09/2018	A	Jr. Hi Breakfast	03	006	1511	0000	000000	200	16.55
072029	0028	03/09/2018	A	Eastern Breakfast	03	006	1511	0000	000000	300	84.75
072029	0029	03/09/2018	A	Central Breakfast	03	006	1511	0000	000000	400	60.90
072029	0030	03/09/2018	A	Western Breakfast	03	006	1511	0000	000000	500	82.05
072027	0026	03/16/2018	A	HS Breakfast	03	006	1511	0000	000000	100	83.95
072027	0027	03/16/2018	A	Jr. Hi Breakfast	03	006	1511	0000	000000	200	15.40
072027	0028	03/16/2018	A	Eastern Breakfast	03	006	1511	0000	000000	300	71.25
072027	0029	03/16/2018	A	Central Breakfast	03	006	1511	0000	000000	400	59.40
072027	0030	03/16/2018	A	Western Breakfast	03	006	1511	0000	000000	500	71.30
072037	0026	03/22/2018	A	HS Breakfast	03	006	1511	0000	000000	100	74.70
072037	0027	03/22/2018	A	Jr. Hi Breakfast	03	006	1511	0000	000000	200	10.65
072037	0028	03/22/2018	A	Eastern Breakfast	03	006	1511	0000	000000	300	40.50
072037	0029	03/22/2018	A	Central Breakfast	03	006	1511	0000	000000	400	39.60
072037	0030	03/22/2018	A	Western Breakfast	03	006	1511	0000	000000	500	36.10

RCPT CODE SUB-TOTAL: 1,013.50

071944	0001	03/02/2018	A	HS Stu. Type A	03	006	1512	0000	000000	100	1,102.95
071944	0005	03/02/2018	A	HS ROA Stu. Type A	03	006	1512	0000	000000	100	715.55-
071944	0006	03/02/2018	A	Jr Hi Stu. Type A	03	006	1512	0000	000000	200	486.05
071944	0010	03/02/2018	A	Jr. Hi. ROA Stu Type A	03	006	1512	0000	000000	200	508.45-
071944	0011	03/02/2018	A	Eastern Stu. Type A	03	006	1512	0000	000000	300	539.30
071944	0015	03/02/2018	A	Eastern ROA Stu. Type A	03	006	1512	0000	000000	300	255.60-
071944	0016	03/02/2018	A	Central Stu. Type A	03	006	1512	0000	000000	400	460.30
071944	0020	03/02/2018	A	Central ROA Stu. Type A	03	006	1512	0000	000000	400	236.90-
071944	0021	03/02/2018	A	Western Stu. Type A	03	006	1512	0000	000000	500	380.45
071944	0025	03/02/2018	A	Western ROA Stu. Type A	03	006	1512	0000	000000	500	88.40-
072029	0001	03/09/2018	A	HS Stu. Type A	03	006	1512	0000	000000	100	2,574.95
072029	0005	03/09/2018	A	HS ROA Stu. Type A	03	006	1512	0000	000000	100	1,193.73-
072029	0006	03/09/2018	A	Jr Hi Stu. Type A	03	006	1512	0000	000000	200	1,151.60
072029	0010	03/09/2018	A	Jr. Hi. ROA Stu Type A	03	006	1512	0000	000000	200	813.20-
072029	0011	03/09/2018	A	Eastern Stu. Type A	03	006	1512	0000	000000	300	1,329.45
072029	0015	03/09/2018	A	Eastern ROA Stu. Type A	03	006	1512	0000	000000	300	743.85-
072029	0016	03/09/2018	A	Central Stu. Type A	03	006	1512	0000	000000	400	1,044.60
072029	0020	03/09/2018	A	Central ROA Stu. Type A	03	006	1512	0000	000000	400	532.10-
072029	0021	03/09/2018	A	Western Stu. Type A	03	006	1512	0000	000000	500	952.70
072029	0025	03/09/2018	A	Western ROA Stu. Type A	03	006	1512	0000	000000	500	428.15-
072027	0001	03/16/2018	A	HS Stu. Type A	03	006	1512	0000	000000	100	2,639.25
072027	0005	03/16/2018	A	HS ROA Stu. Type A	03	006	1512	0000	000000	100	1,353.08-
072027	0006	03/16/2018	A	Jr Hi Stu. Type A	03	006	1512	0000	000000	200	1,174.50
072027	0010	03/16/2018	A	Jr. Hi. ROA Stu Type A	03	006	1512	0000	000000	200	498.28-

STATUS (STS) CODES:

- A-RECEIPT B-REFUND OF RECEIPT V-VOID REFUND OF RECEIPT X-REDUCTION OF EXPENDITURE
- C-APPROPRIATION OR BUDGET MODIFICATIONS D-EXPENSE/SUPPLIES DISTRIBUTION F-FUND TO FUND TRANSFER

TRANS NO	ITEM NO	TRANS DATE	STS	DESCRIPTION OR SOURCE	TI	FUND	RCPT	SPCC	SUBJ	OPU	TRANS AMOUNT
072027	0011	03/16/2018	A	Eastern Stu. Type A	03	006	1512	0000	000000	300	1,252.80
072027	0015	03/16/2018	A	Eastern RDA Stu. Type A	03	006	1512	0000	000000	300	725.39-
072027	0016	03/16/2018	A	Central Stu. Type A	03	006	1512	0000	000000	400	1,065.35
072027	0020	03/16/2018	A	Central RDA Stu. Type A	03	006	1512	0000	000000	400	764.43-
072027	0021	03/16/2018	A	Western Stu. Type A	03	006	1512	0000	000000	500	1,002.60
072027	0025	03/16/2018	A	Western RDA Stu. Type A	03	006	1512	0000	000000	500	759.00-
072037	0001	03/22/2018	A	HS Stu. Type A	03	006	1512	0000	000000	100	1,616.70
072037	0005	03/22/2018	A	HS RDA Stu. Type A	03	006	1512	0000	000000	100	1,022.56-
072037	0006	03/22/2018	A	Jr Hi Stu. Type A	03	006	1512	0000	000000	200	760.75
072037	0010	03/22/2018	A	Jr. Hi RDA Stu Type A	03	006	1512	0000	000000	200	611.55-
072037	0011	03/22/2018	A	Eastern Stu. Type A	03	006	1512	0000	000000	300	734.30
072037	0015	03/22/2018	A	Eastern RDA Stu. Type A	03	006	1512	0000	000000	300	500.66-
072037	0016	03/22/2018	A	Central Stu. Type A	03	006	1512	0000	000000	400	616.45
072037	0020	03/22/2018	A	Central RDA Stu. Type A	03	006	1512	0000	000000	400	378.75-
072037	0021	03/22/2018	A	Western Stu. Type A	03	006	1512	0000	000000	500	580.90
072037	0025	03/22/2018	A	Western RDA Stu. Type A	03	006	1512	0000	000000	500	320.25-
072039	0006	03/31/2018	A	HS Lunch - Pay For It	03	006	1512	0000	000000	100	3,836.65
072039	0007	03/31/2018	A	Jr High Lunch - Pay For It	03	006	1512	0000	000000	200	2,084.80
072039	0008	03/31/2018	A	Eastern Lunch - Pay For It	03	006	1512	0000	000000	300	1,892.13
072039	0009	03/31/2018	A	Central Lunch - Pay For It	03	006	1512	0000	000000	400	1,858.60
072039	0010	03/31/2018	A	Western Lunch - Pay For It	03	006	1512	0000	000000	500	1,777.90

RCPT CODE SUB-TOTAL: 20,466.15

071944	0003	03/02/2018	A	HS Stu. ALa Carte	03	006	1513	0000	000000	100	637.95
071944	0008	03/02/2018	A	Jr. Hi Stu. ALa Carte	03	006	1513	0000	000000	200	180.75
071944	0013	03/02/2018	A	Eastern Stu. ALa Carte	03	006	1513	0000	000000	300	97.25
071944	0018	03/02/2018	A	Central Stu. ALa Carte	03	006	1513	0000	000000	400	47.25
071944	0023	03/02/2018	A	Western Stu. ALa Carte	03	006	1513	0000	000000	500	65.25
072029	0003	03/09/2018	A	HS Stu. ALa Carte	03	006	1513	0000	000000	100	1,592.80
072029	0008	03/09/2018	A	Jr. Hi Stu. ALa Carte	03	006	1513	0000	000000	200	472.80
072029	0013	03/09/2018	A	Eastern Stu. ALa Carte	03	006	1513	0000	000000	300	327.45
072029	0018	03/09/2018	A	Central Stu. ALa Carte	03	006	1513	0000	000000	400	133.30
072029	0023	03/09/2018	A	Western Stu. ALa Carte	03	006	1513	0000	000000	500	153.75
072027	0003	03/16/2018	A	HS Stu. ALa Carte	03	006	1513	0000	000000	100	1,527.85
072027	0008	03/16/2018	A	Jr. Hi Stu. ALa Carte	03	006	1513	0000	000000	200	364.80
072027	0013	03/16/2018	A	Eastern Stu. ALa Carte	03	006	1513	0000	000000	300	287.50
072027	0018	03/16/2018	A	Central Stu. ALa Carte	03	006	1513	0000	000000	400	133.50
072027	0023	03/16/2018	A	Western Stu. ALa Carte	03	006	1513	0000	000000	500	172.50
072037	0003	03/22/2018	A	HS Stu. ALa Carte	03	006	1513	0000	000000	100	940.65
072037	0008	03/22/2018	A	Jr. Hi Stu. ALa Carte	03	006	1513	0000	000000	200	271.30
072037	0013	03/22/2018	A	Eastern Stu. ALa Carte	03	006	1513	0000	000000	300	168.00
072037	0018	03/22/2018	A	Central Stu. ALa Carte	03	006	1513	0000	000000	400	71.75
072037	0023	03/22/2018	A	Western Stu. ALa Carte	03	006	1513	0000	000000	500	84.50

STATUS (STS) CODES:
A-RECEIPT B-REFUND OF RECEIPT V-VOID REFUND OF RECEIPT X-REDUCTION OF EXPENDITURE
C-APPROPRIATION OR BUDGET MODIFICATIONS D-EXPENSE/SUPPLIES DISTRIBUTION F-FUND TO FUND TRANSFER

TRANS NO	ITEM NO	TRANS DATE	STS	DESCRIPTION OR SOURCE	TI	FUND	RCPT	SPCC	SUBJ	OPU	TRANS AMOUNT
RCPT CODE SUB-TOTAL:											7,730.90
071944	0002	03/02/2018	A	HS Stu. Milk	03	006	1514	0000	000000	100	14.00
071944	0007	03/02/2018	A	Jr. Hi. Stu Milk	03	006	1514	0000	000000	200	2.00
071944	0012	03/02/2018	A	Eastern Stu. Milk	03	006	1514	0000	000000	300	3.00
071944	0017	03/02/2018	A	Central Stu. Milk	03	006	1514	0000	000000	400	3.50
071944	0022	03/02/2018	A	Western Stu. Milk	03	006	1514	0000	000000	500	6.00
072029	0002	03/09/2018	A	HS Stu. Milk	03	006	1514	0000	000000	100	39.50
072029	0007	03/09/2018	A	Jr. Hi. Stu Milk	03	006	1514	0000	000000	200	5.50
072029	0012	03/09/2018	A	Eastern Stu. Milk	03	006	1514	0000	000000	300	5.00
072029	0017	03/09/2018	A	Central Stu. Milk	03	006	1514	0000	000000	400	7.50
072029	0022	03/09/2018	A	Western Stu. Milk	03	006	1514	0000	000000	500	16.00
072027	0002	03/16/2018	A	HS Stu. Milk	03	006	1514	0000	000000	100	33.50
072027	0007	03/16/2018	A	Jr. Hi. Stu Milk	03	006	1514	0000	000000	200	4.00
072027	0012	03/16/2018	A	Eastern Stu. Milk	03	006	1514	0000	000000	300	7.00
072027	0017	03/16/2018	A	Central Stu. Milk	03	006	1514	0000	000000	400	10.00
072027	0022	03/16/2018	A	Western Stu. Milk	03	006	1514	0000	000000	500	14.00
072037	0002	03/22/2018	A	HS Stu. Milk	03	006	1514	0000	000000	100	22.50
072037	0007	03/22/2018	A	Jr. Hi. Stu Milk	03	006	1514	0000	000000	200	3.00
072037	0012	03/22/2018	A	Eastern Stu. Milk	03	006	1514	0000	000000	300	3.00
072037	0017	03/22/2018	A	Central Stu. Milk	03	006	1514	0000	000000	400	5.00
072037	0022	03/22/2018	A	Western Stu. Milk	03	006	1514	0000	000000	500	8.50
RCPT CODE SUB-TOTAL:											212.50
071944	0004	03/02/2018	A	HS Adult Ala Carte	03	006	1523	0000	000000	100	40.00
071944	0009	03/02/2018	A	Jr. Hi Adult Ala Carte	03	006	1523	0000	000000	200	17.60
071944	0014	03/02/2018	A	Eastern Adult Ala Carte	03	006	1523	0000	000000	300	26.25
071944	0019	03/02/2018	A	Central Adult Ala Carte	03	006	1523	0000	000000	400	22.85
071944	0024	03/02/2018	A	Western Adult Ala Carte	03	006	1523	0000	000000	500	12.50
072029	0004	03/09/2018	A	HS Adult Ala Carte	03	006	1523	0000	000000	100	478.25
072029	0009	03/09/2018	A	Jr. Hi Adult Ala Carte	03	006	1523	0000	000000	200	19.00
072029	0014	03/09/2018	A	Eastern Adult Ala Carte	03	006	1523	0000	000000	300	36.25
072029	0019	03/09/2018	A	Central Adult Ala Carte	03	006	1523	0000	000000	400	29.75
072029	0024	03/09/2018	A	Western Adult Ala Carte	03	006	1523	0000	000000	500	24.75
072027	0004	03/16/2018	A	HS Adult Ala Carte	03	006	1523	0000	000000	100	117.80
072027	0009	03/16/2018	A	Jr. Hi Adult Ala Carte	03	006	1523	0000	000000	200	22.75
072027	0014	03/16/2018	A	Eastern Adult Ala Carte	03	006	1523	0000	000000	300	47.50
072027	0019	03/16/2018	A	Central Adult Ala Carte	03	006	1523	0000	000000	400	21.10
072027	0024	03/16/2018	A	Western Adult Ala Carte	03	006	1523	0000	000000	500	12.50
072037	0004	03/22/2018	A	HS Adult Ala Carte	03	006	1523	0000	000000	100	63.50
072037	0009	03/22/2018	A	Jr. Hi Adult Ala Carte	03	006	1523	0000	000000	200	28.00
072037	0014	03/22/2018	A	Eastern Adult Ala Carte	03	006	1523	0000	000000	300	31.75

STATUS (STS) CODES:
 A-RECEIPT B-REFUND OF RECEIPT V-VOID REFUND OF RECEIPT X-REDUCTION OF EXPENDITURE
 C-APPROPRIATION OR BUDGET MODIFICATIONS D-EXPENSE/SUPPLIES DISTRIBUTION F-FUND TO FUND TRANSFER

TRANS NO	ITEM NO	TRANS DATE	STS	DESCRIPTION OR SOURCE	TI	FUND	RCPT	SPCC	SUBJ	OPU	TRANS AMOUNT
072037	0019	03/22/2018	A	Central Adult Ala Carte	03	006	1523	0000	000000	400	20.25
072037	0024	03/22/2018	A	Western Adult Ala Carte	03	006	1523	0000	000000	500	8.50
RCPT CODE SUB-TOTAL:											1,000.85
071940	0001	03/01/2018	A	Preschool snacks	03	006	1890	0000	000000	000	466.00
072038	0001	03/20/2018	A	Preschool snacks	03	006	1890	0000	000000	000	462.50
RCPT CODE SUB-TOTAL:											928.50
072052	0001	03/27/2018	A	Federal Reimb Lunch High	03	006	4120	0000	000000	100	6,413.90
072052	0002	03/27/2018	A	Federal Reimb Lunch Jr High	03	006	4120	0000	000000	200	4,559.35
072052	0003	03/27/2018	A	Federal Reimb Lunch Central	03	006	4120	0000	000000	400	5,602.39
072052	0004	03/27/2018	A	Federal Reimb Lunch East	03	006	4120	0000	000000	300	7,272.97
072052	0005	03/27/2018	A	Federal Reimb Lunch Western	03	006	4120	0000	000000	500	3,657.16
072052	0006	03/27/2018	A	Fed Reimb Breakfast - High	03	006	4120	0000	000000	100	411.05
072052	0007	03/27/2018	A	Federal Reimb Breakfast - Jr H	03	006	4120	0000	000000	200	543.67
072052	0008	03/27/2018	A	Federal Reimb Break - Central	03	006	4120	0000	000000	400	674.32
072052	0009	03/27/2018	A	Federal Reimb Break - East	03	006	4120	0000	000000	300	1,402.44
072052	0010	03/27/2018	A	Federal Reimb Break - Western	03	006	4120	0000	000000	500	584.73
072052	0011	03/27/2018	A	Preschool Milk - Western	03	006	4120	1280	000000	500	60.21
RCPT CODE SUB-TOTAL:											31,182.19
FUND CODE SUB-TOTAL:											62,614.59
072056	0005	03/31/2018	A	Richland Bank Interest	03	007	1410	9100	000000	000	17.22
RCPT CODE SUB-TOTAL:											17.22
071937	0001	03/01/2018	A	LMAS Donation	03	007	1820	9100	000000	000	110.00
071945	0001	03/05/2018	A	Truist payment	03	007	1820	9100	000000	000	50.00
071962	0004	03/07/2018	A	LMAS donation	03	007	1820	9100	000000	000	60.00
072007	0001	03/13/2018	A	Merritt- LMAS donation	03	007	1820	9100	000000	100	50.00
RCPT CODE SUB-TOTAL:											270.00
FUND CODE SUB-TOTAL:											287.22
072056	0003	03/31/2018	A	Richland Bank Interest	03	007	1410	9800	000000	000	15.72
RCPT CODE SUB-TOTAL:											15.72
FUND CODE SUB-TOTAL:											15.72

STATUS (STS) CODES:

A-RECEIPT B-REFUND OF RECEIPT V-VOID REFUND OF RECEIPT X-REDUCTION OF EXPENDITURE
 C-APPROPRIATION OR BUDGET MODIFICATIONS D-EXPENSE/SUPPLIES DISTRIBUTION F-FUND TO FUND TRANSFER

TRANS NO	ITEM NO	TRANS DATE	STS	DESCRIPTION OR SOURCE	TI	FUND	RCPT	SPCC	SUBJ	OPU	TRANS AMOUNT
071977	0001	03/09/2018	A	MH coffee service	03	018	1690	9100	000000	000	72.50
072019	0001	03/16/2018	A	MH Coffee service	03	018	1690	9100	000000	000	55.10
072047	0001	03/22/2018	A	AP exams	03	018	1690	9100	000000	000	765.00
072049	0001	03/22/2018	A	Merchant services pymt	03	018	1690	9100	000000	000	15.00
RCPT CODE SUB-TOTAL:											907.60
FUND CODE SUB-TOTAL:											907.60
071972	0002	03/09/2018	A	JH fees princ acct	03	018	1620	9200	000000	000	58.00
072040	0002	03/20/2018	A	JH fees princ acct	03	018	1620	9200	000000	000	24.00
RCPT CODE SUB-TOTAL:											82.00
FUND CODE SUB-TOTAL:											82.00
071939	0001	03/01/2018	A	4th gr fieldtrip	03	018	1630	9400	000000	000	28.00
071943	0001	03/02/2018	A	4th gr fieldtrip	03	018	1630	9400	000000	000	60.00
071947	0001	03/05/2018	A	4th gr fieldtrip	03	018	1630	9400	000000	000	8.00
071947	0002	03/05/2018	A	Popcorn sales	03	018	1630	9400	000000	000	2.50
071961	0001	03/06/2018	A	4th gr fieldtrip	03	018	1630	9400	000000	000	8.00
071961	0002	03/06/2018	A	popcorn sales	03	018	1630	9400	000000	000	19.00
071966	0001	03/07/2018	A	4th gr fieldtrip	03	018	1630	9400	000000	000	4.00
071966	0002	03/07/2018	A	Popcorn sales	03	018	1630	9400	000000	000	53.50
071969	0001	03/08/2018	A	Kroger comm	03	018	1630	9400	000000	000	106.97
071969	0002	03/08/2018	A	4th gr fieldtrip	03	018	1630	9400	000000	000	4.00
071969	0003	03/08/2018	A	popcorn sales	03	018	1630	9400	000000	000	52.50
071975	0001	03/09/2018	A	4th gr fieldtrip	03	018	1630	9400	000000	000	12.00
071975	0002	03/09/2018	A	Popcorn	03	018	1630	9400	000000	000	10.50
072000	0001	03/12/2018	A	4th gr fieldtrip	03	018	1630	9400	000000	000	16.00
072042	0001	03/19/2018	A	Central school fees princ acct	03	018	1630	9400	000000	000	2.00
072041	0001	03/20/2018	A	Central school fees princ acct	03	018	1630	9400	000000	000	2.00
RCPT CODE SUB-TOTAL:											388.97
FUND CODE SUB-TOTAL:											388.97
071970	0002	03/08/2018	A	Western fees princ acct	03	018	1630	9500	000000	000	10.00
072004	0001	03/13/2018	A	2nd gr fieldtrip	03	018	1630	9500	000000	000	304.00
072006	0001	03/13/2018	A	2nd gr fieldtrip	03	018	1630	9500	000000	000	16.00
072009	0001	03/14/2018	A	2nd gr fieldtrip	03	018	1630	9500	000000	000	4.00

STATUS (STS) CODES:

A-RECEIPT B-REFUND OF RECEIPT V-VOID REFUND OF RECEIPT X-REDUCTION OF EXPENDITURE
 C-APPROPRIATION OR BUDGET MODIFICATIONS D-EXPENSE/SUPPLIES DISTRIBUTION F-FUND TO FUND TRANSFER

TRANS NO	ITEM NO	TRANS DATE	STS	DESCRIPTION OR SOURCE	TI	FUND	RCPT	SPCC	SUBJ	OPU	TRANS AMOUNT
RCPT CODE SUB-TOTAL:											334.00
FUND CODE SUB-TOTAL:											334.00
071942	0001	03/02/2018	A	Library fine	03	018	1890	9501	000000	000	8.00
071959	0001	03/06/2018	A	Lost Library book	03	018	1890	9501	000000	000	15.00
071971	0001	03/08/2018	A	Library fee	03	018	1890	9501	000000	000	16.00
RCPT CODE SUB-TOTAL:											39.00
FUND CODE SUB-TOTAL:											39.00
071962	0003	03/07/2018	A	PTD Recycling-Central	03	019	1890	9121	000000	000	7.58
072011	0003	03/14/2018	A	PTD Recycling-Central	03	019	1890	9121	000000	000	3.16
RCPT CODE SUB-TOTAL:											10.74
FUND CODE SUB-TOTAL:											10.74
071962	0001	03/07/2018	A	PTD Recycling-Eastern	03	019	1890	9122	000000	000	7.58
072011	0001	03/14/2018	A	PTD Recycling-Eastern	03	019	1890	9122	000000	000	3.16
RCPT CODE SUB-TOTAL:											10.74
FUND CODE SUB-TOTAL:											10.74
071962	0002	03/07/2018	A	PTD Recycling-Western	03	019	1890	9123	000000	000	7.58
072011	0002	03/14/2018	A	PTD Recycling-Western	03	019	1890	9123	000000	000	3.17
RCPT CODE SUB-TOTAL:											10.75
FUND CODE SUB-TOTAL:											10.75
071951	0001	03/05/2018	A	Boys Sect BB Tourn adm 3/2	03	022	1615	9601	000000	000	4,852.00
071986	0001	03/08/2018	A	Girls Reg BB Tourn Adm 3/7	03	022	1615	9601	000000	000	2,136.00
071987	0001	03/08/2018	A	Girls Reg BB Tourn Presale 3/7	03	022	1615	9601	000000	000	3,269.00
071989	0001	03/12/2018	A	Girls Reg BB Tourn Adm 3/10	03	022	1615	9601	000000	000	6,027.00
071990	0001	03/12/2018	A	Girls Reg BB Tourn Adm 3/10	03	022	1615	9601	000000	000	2,832.00

STATUS (STS) CODES:

A-RECEIPT B-REFUND OF RECEIPT V-VOID REFUND OF RECEIPT X-REDUCTION OF EXPENDITURE
 C-APPROPRIATION OR BUDGET MODIFICATIONS D-EXPENSE/SUPPLIES DISTRIBUTION F-FUND TO FUND TRANSFER

TRANS NO	ITEM NO	TRANS DATE	STS	DESCRIPTION OR SOURCE	TI	FUND	RCPT	SPCC	SURJ	OPU	TRANS AMOUNT
071957	0001	03/13/2018	A	Custodial costs Boys Sect Tour	03	022	1615	9601	000000	000	446.16-
071957	0003	03/13/2018	A	Cust benefits boys sect tourn	03	022	1615	9601	000000	000	68.94-
071999	0001	03/22/2018	A	Cust wages Girls reg tourn	03	022	1615	9601	000000	000	531.47-
071999	0003	03/22/2018	A	Cust bene Girls reg tourn	03	022	1615	9601	000000	000	85.20-
RCPT CODE SUB-TOTAL:											17,964.23
071958	0001	03/06/2018	A	Radio Broadcast fee	03	022	1690	9601	000000	000	120.00
071985	0001	03/08/2018	A	Media Income Reg BB Tourn	03	022	1690	9601	000000	000	25.00
071974	0001	03/09/2018	A	Girls Sect NW Dist reimb	03	022	1690	9601	000000	000	175.95
071991	0001	03/12/2018	A	Media Income Girls Reg BB 3/10	03	022	1690	9601	000000	000	430.00
RCPT CODE SUB-TOTAL:											750.95
FUND CODE SUB-TOTAL:											18,715.18
072056	0002	03/31/2018	A	Richland Bank Int. 024	03	024	1410	0000	000000	000	1,373.16
RCPT CODE SUB-TOTAL:											1,373.16
071981	0001	03/12/2018	A	Zupan Mar cobra	03	024	1872	0000	000000	000	943.10
071997	0001	03/19/2018	A	Heck March Cobra	03	024	1872	0000	000000	000	2,067.90
072024	0001	03/20/2018	A	Employees' Premiums Mar	03	024	1872	0000	000000	000	65,607.80
072025	0001	03/20/2018	A	Board's Premiums Mar	03	024	1872	0000	000000	000	360,837.90
RCPT CODE SUB-TOTAL:											429,456.70
FUND CODE SUB-TOTAL:											430,829.86
071938	0002	03/01/2018	A	Musical ticket sales	03	200	1620	9102	000000	000	432.00
071935	0001	03/02/2018	A	Musical ticket sales	03	200	1620	9102	000000	000	736.00
071946	0001	03/05/2018	A	Musical ticket sales	03	200	1620	9102	000000	000	296.00
071954	0001	03/06/2018	A	Musical ticket sales	03	200	1620	9102	000000	000	1,192.00
071963	0001	03/07/2018	A	Ticket sales musical	03	200	1620	9102	000000	000	656.00
071973	0001	03/09/2018	A	Musical ticket sales	03	200	1620	9102	000000	000	536.00
071983	0001	03/12/2018	A	Musical ticket sales	03	200	1620	9102	000000	000	584.00
072003	0001	03/13/2018	A	Musical ticket sales	03	200	1620	9102	000000	000	672.00
072010	0001	03/14/2018	A	Musical ticket sales	03	200	1620	9102	000000	000	808.00
072014	0001	03/15/2018	A	Musical ticket sales	03	200	1620	9102	000000	000	680.00
072018	0001	03/16/2018	A	Musical ticket sales	03	200	1620	9102	000000	000	216.00
071996	0002	03/19/2018	A	Musical ticket sales	03	200	1620	9102	000000	000	3,327.50
RCPT CODE SUB-TOTAL:											10,135.50

STATUS (STS) CODES:
 A-RECEIPT B-REFUND OF RECEIPT V-VOID REFUND OF RECEIPT X-REDUCTION OF EXPENDITURE
 C-APPROPRIATION OR BUDGET MODIFICATIONS D-EXPENSE/SUPPLIES DISTRIBUTION F-FUND TO FUND TRANSFER

TRANS NO	ITEM NO	TRANS DATE	STS	DESCRIPTION OR SOURCE	TI	FUND	RCPT	SPCC	SUBJ	OPU	TRANS AMOUNT
071938	0001	03/01/2018	A	Musical ad sales	03	200	1690	9102	000000	000	35.00
071963	0002	03/07/2018	A	Musical ad sales	03	200	1690	9102	000000	000	160.00
RCPT CODE SUB-TOTAL:											195.00
071996	0001	03/19/2018	A	Musical Donations	03	200	1820	9102	000000	000	657.00
RCPT CODE SUB-TOTAL:											657.00
FUND CODE SUB-TOTAL:											10,987.50
072046	0001	03/22/2018	A	Yearbook ad sales	03	200	1690	9119	000000	000	595.00
RCPT CODE SUB-TOTAL:											595.00
FUND CODE SUB-TOTAL:											595.00
071935	0002	03/02/2018	A	JH Informed Teens Recycling	03	200	1690	9612	000000	000	7.50
RCPT CODE SUB-TOTAL:											7.50
FUND CODE SUB-TOTAL:											7.50
072013	0001	03/15/2018	A	Jazz Band Dinner fundraiser	03	300	1610	9115	000000	000	458.00
RCPT CODE SUB-TOTAL:											458.00
FUND CODE SUB-TOTAL:											458.00
071936	0001	03/06/2018	B	PRE-SALE TICKETS 3/6/18	03	300	1610	9600	000000	707	1,848.00-
071964	0001	03/07/2018	A	Boys Dist BB presale	03	300	1610	9600	000000	707	1,780.00
071988	0001	03/12/2018	A	Lex Boys Dist BB presale	03	300	1610	9600	000000	707	2,100.00
071956	0001	03/13/2018	B	PRE-SALE TICKETS 3/10/18	03	300	1610	9600	000000	707	2,184.00-
071995	0001	03/15/2018	B	PRE-SALE TICKETS 3/15/18	03	300	1610	9600	000000	707	3,514.00-
072017	0001	03/16/2018	A	Reg Boys BB presale 3/15	03	300	1610	9600	000000	707	3,346.00
071998	0001	03/19/2018	B	PRE-SALE TICKETS 3/17/18	03	300	1610	9600	000000	707	4,536.00-
072022	0001	03/19/2018	A	Reg Boys BB Presale 3/17	03	300	1610	9600	000000	707	4,536.00
072044	0001	03/21/2018	A	Pre-Sale Boys State BB	03	300	1610	9600	000000	707	4,915.00
072030	0001	03/22/2018	B	PRE-SALE TICKETS 3/23/18	03	300	1610	9600	000000	707	18,230.00-
072054	0001	03/22/2018	A	Boys BB Presale State semi	03	300	1610	9600	000000	707	7,440.00

STATUS (STS) CODES:

A-RECEIPT B-REFUND OF RECEIPT V-VOID REFUND OF RECEIPT X-REDUCTION OF EXPENDITURE
 C-APPROPRIATION OR BUDGET MODIFICATIONS D-EXPENSE/SUPPLIES DISTRIBUTION F-FUND TO FUND TRANSFER

TRANS NO	ITEM NO	TRANS DATE	STS	DESCRIPTION OR SOURCE	TI	FUND	RCPT	SPCC	SUBJ	OPU	TRANS AMOUNT	
072055	0001	03/22/2018	A	Boys BB Presale State semi	03	300	1610	9600	000000	707	5,645.00	
											RCPT CODE SUB-TOTAL:	550.00
071950	0001	03/05/2018	A	Boys Sect BB program sales	03	300	1620	9600	000000	000	160.00	
											RCPT CODE SUB-TOTAL:	160.00
071953	0001	03/05/2018	A	Spirit T-Shirt sales	03	300	1690	9600	000000	000	1,007.00	
071992	0001	03/12/2018	A	Girls Reg BB Tourn program sal	03	300	1690	9600	000000	000	201.00	
072002	0001	03/13/2018	A	Fieldhouse rental soccer	03	300	1690	9600	000000	000	750.00	
											RCPT CODE SUB-TOTAL:	1,958.00
072012	0001	03/15/2018	A	Memory of Arbaugh donation	03	300	1820	9600	000000	000	50.00	
											RCPT CODE SUB-TOTAL:	50.00
072001	0001	03/13/2018	A	Boys tennis entry fee	03	300	1890	9600	000000	711	200.00	
072001	0002	03/13/2018	A	Track entry fee	03	300	1890	9600	000000	712	200.00	
072023	0001	03/19/2018	A	Track Invite fee	03	300	1890	9600	000000	712	400.00	
											RCPT CODE SUB-TOTAL:	800.00
											FUND CODE SUB-TOTAL:	2,418.00
072032	0001	03/29/2018	A	Network Connectivity Revenue	03	451	3219	9018	000000	000	4,500.00	
											RCPT CODE SUB-TOTAL:	4,500.00
											FUND CODE SUB-TOTAL:	4,500.00
072035	0001	03/26/2018	A	IDEA-B Revenue	03	516	4220	9018	000000	000	46,274.11	
											RCPT CODE SUB-TOTAL:	46,274.11
											FUND CODE SUB-TOTAL:	46,274.11
072036	0001	03/27/2018	A	Title I Revenue	03	572	4220	9018	000000	000	23,619.07	
											RCPT CODE SUB-TOTAL:	23,619.07

STATUS (STS) CODES:

A-RECEIPT B-REFUND OF RECEIPT V-VOID REFUND OF RECEIPT X-REDUCTION OF EXPENDITURE
 C-APPROPRIATION OR BUDGET MODIFICATIONS D-EXPENSE/SUPPLIES DISTRIBUTION F-FUND TO FUND TRANSFER

28

DATE: 04/03/2018
TIME: 12:02

LEXINGTON LOCAL SCHOOLS
TRANS. BY FUND/RCPT, ALL FUNDS
DATES 03/01/2018 THRU 03/31/2018
SORTED BY TRANSACTION DATE

PAGE: 13
(RECLE)

TRANS NO	ITEM NO	TRANS DATE	STS	DESCRIPTION OR SOURCE	TI	FUND	RCPT	SPCC	SURJ	OPU	TRANS AMOUNT
FUND CODE SUB-TOTAL:											23,619.07
072033	0001	03/26/2018	A	IDEA ECSE Revenue	03	587	4220	9018	000000	000	966.63
RCPT CODE SUB-TOTAL:											966.63
FUND CODE SUB-TOTAL:											966.63
072034	0001	03/26/2018	A	Title II-A Revenue	03	590	4220	9018	000000	000	7,046.50
RCPT CODE SUB-TOTAL:											7,046.50
FUND CODE SUB-TOTAL:											7,046.50
GRAND TOTAL:											5,213,726.01

STATUS (STS) CODES:

A-RECEIPT B-REFUND OF RECEIPT V-VOID REFUND OF RECEIPT X-REDUCTION OF EXPENDITURE
C-APPROPRIATION OR BUDGET MODIFICATIONS D-EXPENSE/SUPPLIES DISTRIBUTION F-FUND TO FUND TRANSFER

LEXINGTON LOCAL SCHOOLS
 Revenue Account Summary
 SORTED BY FUND-SCC/ACCT

	FYTD Receivable	FYTD Actual Receipts	MTD Actual Receipts	YTD Actual Receipts	FYTD Balance Receivable	FYTD Percent Received
*****TOTAL FOR FUND-SCC 001 0000 (GENERAL FUND):	23,769,839.00	19,146,287.44	4,395,829.52	7,593,629.95	4,623,551.56	80.55
*****TOTAL FOR FUND-SCC 003 0000 (PERMANENT IMPROVEMENT FUND):	690,237.00	599,280.79	206,777.81	292,646.81	90,956.21	86.82
*****TOTAL FOR FUND-SCC 006 0000 (FOOD SERVICE FUND):	747,980.00	476,243.33	62,614.59	185,574.87	271,736.67	63.67
*****TOTAL FOR FUND-SCC 007 9100 (LEXINGTON MINUTEMEN ACADEMIC SCHOLARSHIP FUND):	1,326.00	5,843.41	287.22	1,816.25	4,517.41	440.68
*****TOTAL FOR FUND-SCC 007 9800 (TERRY McCAMMON SCHOLARSHIP FUND):	108.00	106.95	15.72	44.27	1.05	99.03
*****TOTAL FOR FUND-SCC 007 9801 (MINUTEMAN ALUMNI SCHOLARSHIP FUND):	13.00	0.00	0.00	0.00	13.00	0.00
*****TOTAL FOR FUND-SCC 018 9100 (HIGH SCHOOL PRINCIPAL'S FUND):	11,507.00	4,990.09	907.60	1,272.10	6,516.91	43.37
*****TOTAL FOR FUND-SCC 018 9200 (JUNIOR HIGH PRINCIPAL'S FUND):	7,012.00	4,947.79	82.00	196.75	2,064.21	70.56
*****TOTAL FOR FUND-SCC 018 9300 (EASTERN PRINCIPAL'S FUND):	10,568.00	5,984.09	0.00	355.47	4,583.91	56.62
*****TOTAL FOR FUND-SCC 018 9301 (EASTERN ELEMENTARY BOOKFAIR/BOXTOPS FUND):	3,743.00	1,281.50	0.00	1,281.50	2,461.50	34.24

*** NOTE!! ONLY ACTIVE ACCOUNTS HAVE BEEN SELECTED, TOTALS MAY EXCLUDE AMOUNTS THAT ARE RELATED TO INACTIVE ACCOUNTS. ***

	FYTD Receivable	FYTD Actual Receipts	MTD Actual Receipts	YTD Actual Receipts	FYTD Balance Receivable	FYTD Percent Received
*****TOTAL FOR FUND-SCC 018 9302 (EASTERN ELEMENTARY MATH):	0.00	1,226.00	0.00	0.00	1,226.00	0.00
*****TOTAL FOR FUND-SCC 018 9400 (CENTRAL PRINCIPAL'S FUND):	6,698.00	3,774.21	388.97	2,012.07	2,923.79	56.35
*****TOTAL FOR FUND-SCC 018 9401 (CENTRAL ELEMENTARY BOOKFAIR FUND):	5,727.00	3,360.95	0.00	29.00	2,366.05	58.69
*****TOTAL FOR FUND-SCC 018 9402 (CENTRAL ELEMENTARY ART):	1,750.00	0.00	0.00	0.00	1,750.00	0.00
*****TOTAL FOR FUND-SCC 018 9500 (WESTERN PRINCIPAL'S FUND):	9,695.00	4,932.98	334.00	823.00	4,762.02	50.88
*****TOTAL FOR FUND-SCC 018 9501 (WESTERN ELEMENTARY BOOKFAIR/BOXTOPS FUND):	6,253.00	4,634.82	39.00	250.00	1,618.18	74.12
*****TOTAL FOR FUND-SCC 018 9503 (WESTERN ELEMENTARY ART):	1,900.00	0.00	0.00	0.00	1,900.00	0.00
*****TOTAL FOR FUND-SCC 019 9121 (CENTRAL ELEMENTARY PTO GRANTS):	2,500.00	1,121.94	10.74	30.68	1,378.06	44.88
*****TOTAL FOR FUND-SCC 019 9122 (EASTERN ELEMENTARY PTO GRANTS):	2,500.00	1,121.92	10.74	30.69	1,378.08	44.88
*****TOTAL FOR FUND-SCC 019 9123 (WESTERN ELEMENTARY PTO GRANTS):	2,500.00	1,121.91	10.75	30.70	1,378.09	44.88

*** NOTE!! ONLY ACTIVE ACCOUNTS HAVE BEEN SELECTED, TOTALS MAY EXCLUDE AMOUNTS THAT ARE RELATED TO INACTIVE ACCOUNTS. ***

LEXINGTON LOCAL SCHOOLS
 Revenue Account Summary
 SORTED BY FUND-SCC/ACCT

	FYTD Receivable	FYTD Actual Receipts	MTD Actual Receipts	YTD Actual Receipts	FYTD Balance Receivable	FYTD Percent Received
*****TOTAL FOR FUND-SCC 019 9213 (RICH CO FOUND-BRAIN GAMES 5.0):	1,500.00	1,500.00	0.00	0.00	0.00	100.00
*****TOTAL FOR FUND-SCC 019 9214 (RICH CO FOUND-TALKING SENSE TO OUR NUMBERS):	1,269.63	1,269.63	0.00	0.00	0.00	100.00
*****TOTAL FOR FUND-SCC 019 9215 (RICH CO FOUND-SEE THE CIVILIZATION):	117.55	117.55	0.00	0.00	0.00	100.00
*****TOTAL FOR FUND-SCC 019 9216 (RICH CO FOUND-SCIENCE OLYMPIAD):	1,500.00	1,500.00	0.00	0.00	0.00	100.00
*****TOTAL FOR FUND-SCC 019 9217 (RICH CO FOUND-KICK BACK WITH CLASSICS):	902.25	902.25	0.00	0.00	0.00	100.00
*****TOTAL FOR FUND-SCC 019 9301 (RICH CO FOUND/SECO ROBOTICS GRANT (HEIMANN)):	15,500.00	500.00	0.00	500.00	15,000.00	3.23
*****TOTAL FOR FUND-SCC 019 9502 (RICHLAND CO HMG SENSORY GRANT):	2,000.00	0.00	0.00	0.00	2,000.00	0.00
*****TOTAL FOR FUND-SCC 022 9601 (OHSAA TOURNAMENT AGENCY FUND):	69,861.00	48,149.56	18,715.18	27,211.75	21,711.44	68.92
*****TOTAL FOR FUND-SCC 024 0000 (EMPLOYEE BENEFITS FUND FOR MEDICAL/DENTAL):	4,642,786.00	3,625,934.19	430,829.86	1,292,452.28	1,016,851.81	78.10
*****TOTAL FOR FUND-SCC 200 9102 (HIGH SCHOOL DRAMA CLUB):	30,258.00	14,437.50	10,987.50	14,387.50	15,820.50	47.71

*** NOTE!! ONLY ACTIVE ACCOUNTS HAVE BEEN SELECTED, TOTALS MAY EXCLUDE AMOUNTS THAT ARE RELATED TO INACTIVE ACCOUNTS. ***

LEXINGTON LOCAL SCHOOLS
 Revenue Account Summary
 SORTED BY FUND-SCC/ACCT

	FYTD Receivable	FYTD Actual Receipts	MTD Actual Receipts	YTD Actual Receipts	FYTD Balance Receivable	FYTD Percent Received
*****TOTAL FOR FUND-SCC 200 9104 (HIGH SCHOOL LEADERSHIP COUNCIL):	2,806.00	3,282.00	0.00	0.00	476.00	116.96
*****TOTAL FOR FUND-SCC 200 9105 (HIGH SCHOOL FRENCH CLUB):	240.00	184.00	0.00	0.00	56.00	76.67
*****TOTAL FOR FUND-SCC 200 9107 (HIGH SCHOOL SPANISH CLUB):	790.00	380.00	0.00	150.00	410.00	48.10
*****TOTAL FOR FUND-SCC 200 9108 (HIGH SCHOOL LEO CLUB):	1,557.00	810.34	0.00	0.00	746.66	52.04
*****TOTAL FOR FUND-SCC 200 9114 (HIGH SCHOOL STUDENT COUNCIL FUND):	872.00	480.00	0.00	0.00	392.00	55.05
*****TOTAL FOR FUND-SCC 200 9115 (HIGH SCHOOL KEY CLUB):	366.00	436.00	0.00	36.00	70.00	119.13
*****TOTAL FOR FUND-SCC 200 9116 (HIGH SCHOOL CHESS CLUB):	50.00	0.00	0.00	0.00	50.00	0.00
*****TOTAL FOR FUND-SCC 200 9119 (HIGH SCHOOL YEARBOOK FUND):	18,754.00	10,157.73	595.00	1,620.00	8,596.27	54.16
*****TOTAL FOR FUND-SCC 200 9121 (HIGH SCHOOL NATIONAL HONOR SOCIETY):	2,766.00	1,390.00	0.00	0.00	1,376.00	50.25
*****TOTAL FOR FUND-SCC 200 9201 (JUNIOR HIGH ART CLUB):	276.00	95.50	0.00	0.00	180.50	34.60

*** NOTE!! ONLY ACTIVE ACCOUNTS HAVE BEEN SELECTED, TOTALS MAY EXCLUDE AMOUNTS THAT ARE RELATED TO INACTIVE ACCOUNTS. ***

LEXINGTON LOCAL SCHOOLS
 Revenue Account Summary
 SORTED BY FUND-SCC/ACCT

	FYTD Receivable	FYTD Actual Receipts	MTD Actual Receipts	YTD Actual Receipts	FYTD Balance Receivable	FYTD Percent Received
*****TOTAL FOR FUND-SCC 200 9204 (JUNIOR HIGH STUDENT COUNCIL FUND):	721.00	1,550.50	0.00	407.00	829.50-	215.05
*****TOTAL FOR FUND-SCC 200 9205 (JUNIOR HIGH LIBRARY CLUB):	554.00	553.50-	0.00	0.00	1,107.50	99.91-
*****TOTAL FOR FUND-SCC 200 9301 (EASTERN ELEMENTARY STUDENT ACTIVITY FUND):	2,445.00	2,224.68	0.00	1,395.06	220.32	90.99
*****TOTAL FOR FUND-SCC 200 9611 (HIGH SCHOOL INFORMED TEENS FUND):	1,546.00	1,402.50	0.00	0.00	144.00	90.69
*****TOTAL FOR FUND-SCC 200 9612 (JUNIOR HIGH INFORMED TEENS FUND):	484.00	220.60	7.50	60.60	263.40	45.58
*****TOTAL FOR FUND-SCC 300 9115 (JAZZ BAND):	2,438.00	458.00	458.00	458.00	1,980.00	18.79
*****TOTAL FOR FUND-SCC 300 9116 (CHOIR):	50.00	200.00	0.00	0.00	150.00-	400.00
*****TOTAL FOR FUND-SCC 300 9206 (JUNIOR HIGH PHYS ED DEPARTMENT FUND):	2,640.00	2,490.00	0.00	900.00	150.00	94.32
*****TOTAL FOR FUND-SCC 300 9600 (ATHLETIC FUND):	240,000.00	196,585.53	2,418.00	34,601.51	43,414.47	81.91
*****TOTAL FOR FUND-SCC 300 9601 (ATHLETIC CAPITAL FUND):	0.00	13,000.00	0.00	0.00	13,000.00-	0.00

*** NOTE!! ONLY ACTIVE ACCOUNTS HAVE BEEN SELECTED, TOTALS MAY EXCLUDE AMOUNTS THAT ARE RELATED TO INACTIVE ACCOUNTS. ***

LEXINGTON LOCAL SCHOOLS
 Revenue Account Summary
 SORTED BY FUND-SCC/ACCT

	FYTD Receivable	FYTD Actual Receipts	MTD Actual Receipts	YTD Actual Receipts	FYTD Balance Receivable	FYTD Percent Received
*****TOTAL FOR FUND-SCC 300 9603 (ELEMENTARY MUSIC):	223.00	0.00	0.00	0.00	223.00	0.00
*****TOTAL FOR FUND-SCC 451 9018 (Network Connectivity FY 2018):	9,000.00	9,000.00	4,500.00	4,500.00	0.00	100.00
*****TOTAL FOR FUND-SCC 516 9017 (IDEA-B SPECIAL EDUCATION FY17):	114,221.06	59,949.37	0.00	0.00	54,271.69	52.49
*****TOTAL FOR FUND-SCC 516 9018 (IDEA-B SPECIAL EDUCATION FY18):	427,333.82	275,454.52	46,274.11	150,279.92	151,879.30	64.46
*****TOTAL FOR FUND-SCC 572 9017 (TITLE I FY17):	181,992.96	109,634.66	0.00	0.00	72,358.30	60.24
*****TOTAL FOR FUND-SCC 572 9018 (TITLE I FY18):	253,139.09	185,368.14	23,619.07	81,116.73	67,770.95	73.23
*****TOTAL FOR FUND-SCC 587 9017 (EARLY CHILDHOOD SPECIAL EDUCATION IDEA FY17):	2,377.62	293.23	0.00	0.00	2,084.39	12.33
*****TOTAL FOR FUND-SCC 587 9018 (EARLY CHILDHOOD SPECIAL EDUCATION IDEA FY18):	14,544.71	5,608.81	966.63	4,125.53	8,935.90	38.56
*****TOTAL FOR FUND-SCC 590 9018 (TITLE II-A IMPROVING TEACHER QUALITY FY18):	59,170.55	48,355.66	7,046.50	22,835.32	10,814.89	81.72
*****TOTAL FOR FUND-SCC 599 9018 (TITLE IV):	10,000.00	4,050.00	0.00	4,050.00	5,950.00	40.50

*** NOTE!! ONLY ACTIVE ACCOUNTS HAVE BEEN SELECTED, TOTALS MAY EXCLUDE AMOUNTS THAT ARE RELATED TO INACTIVE ACCOUNTS. ***

LEXINGTON LOCAL SCHOOLS
Revenue Account Summary
SORTED BY FUND-ACC/ACCT

	FYTD Receivable	FYTD Actual Receipts	MTD Actual Receipts	YTD Actual Receipts	FYTD Balance Receivable	FYTD Percent Received
*****GRAND TOTALS:	31,398,908.24	24,893,078.57	5,213,726.01	9,721,111.31	6,505,829.67	79.28

*** NOTE!! ONLY ACTIVE ACCOUNTS HAVE BEEN SELECTED, TOTALS MAY EXCLUDE AMOUNTS THAT ARE RELATED TO INACTIVE ACCOUNTS. ***

LEXINGTON LOCAL SCHOOLS
 Appropriation Account Summary
 SORTED BY FUND-SCC

FYTD Appropriated	Prior FY Carryover Encumbrances	FYTD Expendable	FYTD Actual Expenditures	MTD Actual Expenditures	Current Encumbrances	FYTD Unencumbered Balance	FYTD Percent Exp/Enc
*****TOTAL FOR FUND-SCC 001 0000 (GENERAL FUND):							
24,261,301.00	229,036.40	24,490,337.40	17,968,568.03	1,923,845.94	997,525.03	5,524,244.34	77.44
*****TOTAL FOR FUND-SCC 003 0000 (PERMANENT IMPROVEMENT FUND):							
782,786.89	5,373.00	788,159.89	716,656.49	1,038.46	37,524.61	33,978.79	95.69
*****TOTAL FOR FUND-SCC 006 0000 (FOOD SERVICE FUND):							
747,992.48	0.00	747,992.48	561,109.01	66,801.06	80,784.87	106,098.60	85.82
*****TOTAL FOR FUND-SCC 007 9100 (LEXINGTON MINUTEMEN ACADEMIC SCHOLARSHIP FUND):							
9,250.00	500.00	9,750.00	6,658.72	0.00	500.00	2,591.28	73.42
*****TOTAL FOR FUND-SCC 007 9800 (TERRY McCAMMON SCHOLARSHIP FUND):							
750.00	0.00	750.00	500.00	0.00	0.00	250.00	66.67
*****TOTAL FOR FUND-SCC 018 9100 (HIGH SCHOOL PRINCIPAL'S FUND):							
13,259.65	495.00	13,754.65	4,818.04	273.97	433.71	8,502.90	38.18
*****TOTAL FOR FUND-SCC 018 9200 (JUNIOR HIGH PRINCIPAL'S FUND):							
8,198.66	984.50	9,183.16	941.00	0.00	7,248.00	994.16	89.17
*****TOTAL FOR FUND-SCC 018 9300 (EASTERN PRINCIPAL'S FUND):							
19,955.96	31.25	19,987.21	9,365.08	179.96	1,251.59	9,370.54	53.12
*****TOTAL FOR FUND-SCC 018 9301 (EASTERN ELEMENTARY BOOKFAIR/BOXTOPS FUND):							
11,000.00	0.00	11,000.00	1,163.46	607.27	4,124.17	5,712.37	48.07
*****TOTAL FOR FUND-SCC 018 9302 (EASTERN ELEMENTARY MATH):							
1,072.16	0.00	1,072.16	611.42	0.00	388.58	72.16	93.27

*** NOTE!! ONLY ACTIVE ACCOUNTS HAVE BEEN SELECTED, TOTALS MAY EXCLUDE AMOUNTS THAT ARE RELATED TO INACTIVE ACCOUNTS. ***

LEXINGTON LOCAL SCHOOLS
 Appropriation Account Summary
 SORTED BY FUND-SCC

FYTD Appropriated	Prior FY Carryover Encumbrances	FYTD Expendable	FYTD Actual Expenditures	MTD Actual Expenditures	Current Encumbrances	FYTD Unencumbered Balance	FYTD Percent Exp/Enc
*****TOTAL FOR FUND-SCC 018 9400 (CENTRAL PRINCIPAL'S FUND):							
13,129.23	1,127.21	14,256.44	2,294.21	0.00	1,975.19	9,987.04	29.95
*****TOTAL FOR FUND-SCC 018 9401 (CENTRAL ELEMENTARY BOOKFAIR FUND):							
6,928.28	2,500.00	9,428.28	3,794.88	0.00	1,025.65	4,607.75	51.13
*****TOTAL FOR FUND-SCC 018 9402 (CENTRAL ELEMENTARY ART):							
2,859.00	0.00	2,859.00	0.00	0.00	0.00	2,859.00	0.00
*****TOTAL FOR FUND-SCC 018 9500 (WESTERN PRINCIPAL'S FUND):							
15,500.00	1,702.29	17,202.29	2,131.40	0.00	794.00	14,276.89	17.01
*****TOTAL FOR FUND-SCC 018 9501 (WESTERN ELEMENTARY BOOKFAIR/BOXTOPS FUND):							
9,239.55	0.00	9,239.55	4,827.87	0.00	569.73	3,841.95	58.42
*****TOTAL FOR FUND-SCC 018 9503 (WESTERN ELEMENTARY ART):							
2,739.42	0.00	2,739.42	0.00	0.00	0.00	2,739.42	0.00
*****TOTAL FOR FUND-SCC 018 9901 (JUNIOR HIGH TEACHER ADVISORY FUND):							
109.25	0.00	109.25	0.00	0.00	0.00	109.25	0.00
*****TOTAL FOR FUND-SCC 019 9001 (ACADEMIC BOOSTERS GRANTS):							
769.07	0.00	769.07	0.00	0.00	0.00	769.07	0.00
*****TOTAL FOR FUND-SCC 019 9121 (CENTRAL ELEMENTARY PTO GRANTS):							
3,311.03	0.00	3,311.03	586.52	139.99	1,095.47	1,629.04	50.80
*****TOTAL FOR FUND-SCC 019 9122 (EASTERN ELEMENTARY PTO GRANTS):							
4,755.89	100.00	4,855.89	3,150.80	0.00	0.00	1,705.09	64.89

*** NOTE!! ONLY ACTIVE ACCOUNTS HAVE BEEN SELECTED, TOTALS MAY EXCLUDE AMOUNTS THAT ARE RELATED TO INACTIVE ACCOUNTS. ***

LEXINGTON LOCAL SCHOOLS
 Appropriation Account Summary
 SORTED BY FUND-SCC

FYTD Appropriated	Prior FY Carryover Encumbrances	FYTD Expendable	FYTD Actual Expenditures	MTD Actual Expenditures	Current Encumbrances	FYTD Unencumbered Balance	FYTD Percent Exp/Enc
*****TOTAL FOR FUND-SCC 019 9123 (WESTERN ELEMENTARY PTD GRANTS):							
5,895.96	412.68	6,308.64	1,141.04	0.00	367.30	4,800.30	23.91
*****TOTAL FOR FUND-SCC 019 9200 (RICHLAND COUNTY FOUNDATION GRANT PLAYGROUND):							
200.00	0.00	200.00	0.00	0.00	0.00	200.00	0.00
*****TOTAL FOR FUND-SCC 019 9208 (RICHLAND CO FOUND-BUILD A COMM OF READERS):							
10.32	0.00	10.32	0.00	0.00	0.00	10.32	0.00
*****TOTAL FOR FUND-SCC 019 9209 (RICH CO FOUND-LEARN TO READ FOR A LIFETIME):							
59.95	0.00	59.95	0.00	0.00	0.00	59.95	0.00
*****TOTAL FOR FUND-SCC 019 9210 (RICH CO FOUND-MULTI-SENS APPROACH TO LEARNING):							
0.46	0.00	0.46	0.00	0.00	0.00	0.46	0.00
*****TOTAL FOR FUND-SCC 019 9211 (RICH CO FOUND-BEE AWARENESS):							
17.58	0.00	17.58	0.00	0.00	0.00	17.58	0.00
*****TOTAL FOR FUND-SCC 019 9212 (RICH CO FOUND-DONT LET THE PIGEON STOP TALK):							
19.17	0.00	19.17	0.00	0.00	0.00	19.17	0.00
*****TOTAL FOR FUND-SCC 019 9213 (RICH CO FOUND-BRAIN GAMES 5.0):							
1,500.00	0.00	1,500.00	771.67	98.61	728.33	0.00	100.00
*****TOTAL FOR FUND-SCC 019 9214 (RICH CO FOUND-TALKING SENSE TO OUR NUMBERS):							
1,269.63	0.00	1,269.63	593.01	0.00	0.00	676.62	46.71
*****TOTAL FOR FUND-SCC 019 9215 (RICH CO FOUND-SEE THE CIVILIZATION):							
117.55	0.00	117.55	0.00	0.00	0.00	117.55	0.00

*** NOTE!! ONLY ACTIVE ACCOUNTS HAVE BEEN SELECTED, TOTALS MAY EXCLUDE AMOUNTS THAT ARE RELATED TO INACTIVE ACCOUNTS. ***

LEXINGTON LOCAL SCHOOLS
 Appropriation Account Summary
 SORTED BY FUND-SCC

FYTD Appropriated	Prior FY Carryover Encumbrances	FYTD Expendable	FYTD Actual Expenditures	MTD Actual Expenditures	Current Encumbrances	FYTD Unencumbered Balance	FYTD Percent Exp/Enc
*****TOTAL FOR FUND-SCC 019 9216 (RICH CO FOUND-SCIENCE OLYMPIAD):							
1,500.00	0.00	1,500.00	1,031.15	62.95	62.51	406.34	72.91
*****TOTAL FOR FUND-SCC 019 9217 (RICH CO FOUND-KICK BACK WITH CLASSICS):							
902.25	0.00	902.25	902.25	0.00	0.00	0.00	100.00
*****TOTAL FOR FUND-SCC 019 9301 (RICH CO FOUND/SECO ROBOTICS GRANT (HEIMANN)):							
15,500.00	0.00	15,500.00	0.00	0.00	15,000.00	500.00	96.77
*****TOTAL FOR FUND-SCC 019 9502 (RICHLAND CO HMG SENSORY GRANT):							
2,000.00	2,000.00	4,000.00	2,000.00	0.00	569.75	1,430.25	64.24
*****TOTAL FOR FUND-SCC 022 9601 (OHSAA TOURNAMENT AGENCY FUND):							
70,231.96	1,886.30	72,118.26	29,239.19	9,961.68	25,863.75	17,015.32	76.41
*****TOTAL FOR FUND-SCC 024 0000 (EMPLOYEE BENEFITS FUND FOR MEDICAL/DENTAL):							
5,563,221.01	0.00	5,563,221.01	3,066,530.53	558,331.92	208,834.35	2,287,856.13	58.98
*****TOTAL FOR FUND-SCC 200 9101 (HIGH SCHOOL ART CLUB):							
93.76	0.00	93.76	0.00	0.00	0.00	93.76	0.00
*****TOTAL FOR FUND-SCC 200 9102 (HIGH SCHOOL DRAMA CLUB):							
24,550.00	0.00	24,550.00	7,343.88	5,026.88	6,959.00	10,247.12	58.26
*****TOTAL FOR FUND-SCC 200 9103 (HIGH SCHOOL MATH CLUB):							
52.70	0.00	52.70	0.00	0.00	0.00	52.70	0.00
*****TOTAL FOR FUND-SCC 200 9104 (HIGH SCHOOL LEADERSHIP COUNCIL):							
3,560.45	110.00	3,670.45	3,314.00	0.00	0.00	356.45	90.29

*** NOTE!! ONLY ACTIVE ACCOUNTS HAVE BEEN SELECTED, TOTALS MAY EXCLUDE AMOUNTS THAT ARE RELATED TO INACTIVE ACCOUNTS. ***

LEXINGTON LOCAL SCHOOLS
 Appropriation Account Summary
 SORTED BY FUND-SCC

FYTD Appropriated	Prior FY Carryover Encumbrances	FYTD Expendable	FYTD Actual Expenditures	MTD Actual Expenditures	Current Encumbrances	FYTD Unencumbered Balance	FYTD Percent Exp/Enc
*****TOTAL FOR FUND-SCC 200 9105 (HIGH SCHOOL FRENCH CLUB):							
417.37	0.00	417.37	0.00	0.00	104.00	313.37	24.92
*****TOTAL FOR FUND-SCC 200 9107 (HIGH SCHOOL SPANISH CLUB):							
1,564.97	0.00	1,564.97	96.93	0.00	863.00	605.04	61.34
*****TOTAL FOR FUND-SCC 200 9108 (HIGH SCHOOL LEO CLUB):							
4,361.41	144.47	4,505.88	151.95	33.42	1,859.05	2,494.88	44.63
*****TOTAL FOR FUND-SCC 200 9114 (HIGH SCHOOL STUDENT COUNCIL FUND):							
3,748.98	0.00	3,748.98	835.86	0.00	2,824.14	88.98	97.63
*****TOTAL FOR FUND-SCC 200 9115 (HIGH SCHOOL KEY CLUB):							
2,133.62	0.00	2,133.62	615.79	0.00	144.21	1,373.62	35.62
*****TOTAL FOR FUND-SCC 200 9116 (HIGH SCHOOL CHESS CLUB):							
371.00	0.00	371.00	0.00	0.00	0.00	371.00	0.00
*****TOTAL FOR FUND-SCC 200 9119 (HIGH SCHOOL YEARBOOK FUND):							
40,000.00	15,500.00	55,500.00	7,734.80	0.00	15,000.00	32,765.20	40.96
*****TOTAL FOR FUND-SCC 200 9120 (HIGH SCHOOL JOURNALISM FUND):							
665.44	0.00	665.44	30.00	30.00	100.00	535.44	19.54
*****TOTAL FOR FUND-SCC 200 9121 (HIGH SCHOOL NATIONAL HONOR SOCIETY):							
3,209.49	197.72	3,407.21	1,278.98	386.25	164.27	1,963.96	42.36
*****TOTAL FOR FUND-SCC 200 9201 (JUNIOR HIGH ART CLUB):							
665.63	0.00	665.63	0.00	0.00	0.00	665.63	0.00

*** NOTE!! ONLY ACTIVE ACCOUNTS HAVE BEEN SELECTED, TOTALS MAY EXCLUDE AMOUNTS THAT ARE RELATED TO INACTIVE ACCOUNTS. ***

LEXINGTON LOCAL SCHOOLS
 Appropriation Account Summary
 SORTED BY FUND-SCC

FYTD Appropriated	Prior FY Carryover Encumbrances	FYTD Expendable	FYTD Actual Expenditures	MTD Actual Expenditures	Current Encumbrances	FYTD Unencumbered Balance	FYTD Percent Exp/Enc
*****TOTAL FOR FUND-SCC 200 9204 (JUNIOR HIGH STUDENT COUNCIL FUND):							
1,017.50	0.00	1,017.50	520.64	0.00	29.36	467.50	54.05
*****TOTAL FOR FUND-SCC 200 9205 (JUNIOR HIGH LIBRARY CLUB):							
1,185.15	0.00	1,185.15	0.00	0.00	0.00	1,185.15	0.00
*****TOTAL FOR FUND-SCC 200 9301 (EASTERN ELEMENTARY STUDENT ACTIVITY FUND):							
3,115.03	0.00	3,115.03	1,315.05	186.61	0.00	1,799.98	42.22
*****TOTAL FOR FUND-SCC 200 9611 (HIGH SCHOOL INFORMED TEENS FUND):							
2,459.63	0.00	2,459.63	1,402.00	0.00	10.00	1,047.63	57.41
*****TOTAL FOR FUND-SCC 200 9612 (JUNIOR HIGH INFORMED TEENS FUND):							
686.90	0.00	686.90	50.00	0.00	38.20	598.70	12.84
*****TOTAL FOR FUND-SCC 300 9115 (JAZZ BAND):							
3,000.00	0.00	3,000.00	0.00	0.00	630.00	2,370.00	21.00
*****TOTAL FOR FUND-SCC 300 9116 (CHOIR):							
952.20	0.00	952.20	0.00	0.00	300.00	652.20	31.51
*****TOTAL FOR FUND-SCC 300 9206 (JUNIOR HIGH PHYS ED DEPARTMENT FUND):							
5,200.68	0.00	5,200.68	1,955.61	0.00	1,158.98	2,086.09	59.89
*****TOTAL FOR FUND-SCC 300 9210 (JR HIGH INSTRUMENTAL):							
41.03	0.00	41.03	0.00	0.00	0.00	41.03	0.00
*****TOTAL FOR FUND-SCC 300 9600 (ATHLETIC FUND):							
230,500.00	10,130.20	240,630.20	193,141.71	10,493.51	46,565.78	922.71	99.62

*** NOTE!! ONLY ACTIVE ACCOUNTS HAVE BEEN SELECTED, TOTALS MAY EXCLUDE AMOUNTS THAT ARE RELATED TO INACTIVE ACCOUNTS. ***

LEXINGTON LOCAL SCHOOLS
 Appropriation Account Summary
 SORTED BY FUND-SCC

FYTD Appropriated	Prior FY Carryover Encumbrances	FYTD Expendable	FYTD Actual Expenditures	MTD Actual Expenditures	Current Encumbrances	FYTD Unencumbered Balance	FYTD Percent Exp/Enc
*****TOTAL FOR FUND-SCC 300 9602 (ORCHESTRA):							
63.22	0.00	63.22	0.00	0.00	0.00	63.22	0.00
*****TOTAL FOR FUND-SCC 300 9603 (ELEMENTARY MUSIC):							
1,585.38	0.00	1,585.38	41.47	0.00	0.00	1,543.91	2.62
*****TOTAL FOR FUND-SCC 300 9605 (BAND):							
232.95	0.00	232.95	0.00	0.00	0.00	232.95	0.00
*****TOTAL FOR FUND-SCC 451 9018 (Network Connectivity FY 2018):							
9,000.00	0.00	9,000.00	9,000.00	0.00	0.00	0.00	100.00
*****TOTAL FOR FUND-SCC 516 9017 (IDEA-B SPECIAL EDUCATION FY17):							
11,891.11	6,509.98	18,401.09	18,401.09	0.00	0.00	0.00	100.00
*****TOTAL FOR FUND-SCC 516 9018 (IDEA-B SPECIAL EDUCATION FY18):							
481,605.51	0.00	481,605.51	290,283.06	30,140.70	127,919.01	63,403.44	86.83
*****TOTAL FOR FUND-SCC 572 9017 (TITLE I FY17):							
17,168.17	4,441.79	21,609.96	21,609.96	0.00	0.00	0.00	100.00
*****TOTAL FOR FUND-SCC 572 9018 (TITLE I FY18):							
325,497.39	0.00	325,497.39	189,146.53	23,984.64	7,714.71	128,636.15	60.48
*****TOTAL FOR FUND-SCC 587 9018 (EARLY CHILDHOOD) SPECIAL EDUCATION IDEA FY18):							
16,629.10	0.00	16,629.10	5,620.15	462.78	5,743.80	5,265.15	68.34
*****TOTAL FOR FUND-SCC 590 9018 (TITLE II-A IMPROVING TEACHER QUALITY FY18):							
59,170.55	0.00	59,170.55	49,036.21	7,077.74	0.00	10,134.34	82.87

*** NOTE!! ONLY ACTIVE ACCOUNTS HAVE BEEN SELECTED, TOTALS MAY EXCLUDE AMOUNTS THAT ARE RELATED TO INACTIVE ACCOUNTS. ***

LEXINGTON LOCAL SCHOOLS
 Appropriation Account Summary
 SORTED BY FUND-SCC

FYTD Appropriated	Prior FY Carryover Encumbrances	FYTD Expendable	FYTD Actual Expenditures	MTD Actual Expenditures	Current Encumbrances	FYTD Unencumbered Balance	FYTD Percent Exp/Enc
*****TOTAL FOR FUND-SCC 599 9018 (TITLE IV):							
10,000.00	0.00	10,000.00	4,050.00	0.00	5,950.00	0.00	100.00
*****GRAND TOTALS:							
32,843,749.68	283,182.79	33,126,932.47	23,196,361.44	2,639,164.34	1,610,744.10	8,319,826.93	74.89

*** NOTE!! ONLY ACTIVE ACCOUNTS HAVE BEEN SELECTED, TOTALS MAY EXCLUDE AMOUNTS THAT ARE RELATED TO INACTIVE ACCOUNTS. ***