

LEXINGTON LOCAL SCHOOLS



FINANCIAL REPORT
FOR THE PERIOD ENDING
FEBRUARY 28, 2018

PREPARED BY
JASON WHITESEL, TREASURER

DATE: 03/02/2018
TIME: 09:43

LEXINGTON LOCAL SCHOOLS
CASH RECONCILIATION AS OF 02/28/2018

PAGE: 1
(USAEMSED)

	SUB-TOTALS	TOTALS
	-----	-----
Gross Depository Balances:		
RICHLAND BANK MMA 5719	\$ 1,318,097.85	
RICHLAND BANK SWEEP ACCT 3520	1,715,296.05	
RICHLAND BANK GENERAL ACCT 0580	304,520.37	
RICHLAND BANK ANTHEM SWEEP 3523	1,610,092.80	
RICHLAND BANK EE BENEFITS 3180	0.00	
RICHLAND BANK PAYROLL ACCT 9780	13,014.91	
RICHLAND BANK ATHLETIC ACCT 3280	3,810.00	

Total Depository Balances (Gross)		\$ 4,964,831.98
Adjustments to Bank Balance:		
Cash in Transit to Bank	\$ 4,849.40	
Outstanding Checks	221,717.83-	
Adjustments	780.33-	
Outstanding Vision Payments -\$2.07		
Municipal Income Tax -\$778.26		

Total Adjustments to Bank Balance		217,648.76-
Investments:		
Treasury Bonds and Notes	\$ 1,075,284.50	
Certificate of Deposits	3,950,000.00	
Other Securities	0.00	
Other Investments:		
Richland Bank - Money Market	66,083.47	

Total Investments		5,091,367.97
Cash on Hand:		
Petty Cash:		
TREASURER'S OFFICE	\$ 100.00	
HIGH SCHOOL	50.00	
JUNIOR HIGH SCHOOL	50.00	
EASTERN, CENTRAL, WESTERN	150.00	
Change Cash:		
ATHLETIC CHANGE	\$ 3,000.00	
CAFETERIA CHANGE	440.00	
JUNIOR HIGH SCHOOL	100.00	
Cash with Fiscal Agent	0.00	

Total Cash on Hand		3,890.00

Total Balances		\$ 9,842,441.19
		=====
Total Fund Balance		\$ 9,842,441.19
		=====
Depository Clearance Accounts:		

Total Clearance Account Balances		\$ 0.00

Jason D. 2/28/18

February 01, 2018 To February 28, 2018

Account Name : Lexington Local SD Managing Agency

Account No : 5750

Summary Of Investment Holdings

Quantity	Description		Unit Value	Market Value	Tax Cost	Estimated Ann Inc	Yield To Mkt
<u>Money Market - Taxable</u>							
66,083.47	Northern Instl Government Select Portfolio		1.0000	66,083.47	66,083.47	799.61	1.21%
Totals				66,083.47	66,083.47	799.61	1.21%
<u>Marketable CD</u>							
150,000	Comenity Capital Bank	1.150%	08/29/2018	99,6515	149,477.25	150,000.00	1,725.00 1.15%
200,000	Franklin Synergy Bank	1.100%	10/09/2018	99,7545	199,509.00	200,000.00	2,200.00 1.10%
200,000	Farm Bureau Bank NV	1.100%	12/17/2018	99,4595	198,919.00	200,000.00	2,200.00 1.11%
150,000	Ally Bank Midvale UT	1.450%	02/11/2019	99,7416	149,612.40	150,000.00	2,175.00 1.45%
200,000	Capital One Bank USA	1.200%	08/12/2019	98,4881	196,976.20	200,000.00	2,400.00 1.22%
100,000	First Financial NW Inc WA	1.450%	08/19/2019	98,9914	98,991.40	100,000.00	1,450.00 1.46%
200,000	Abacus Federal Svgs Bk NY	1.250%	09/17/2019	98,5656	197,131.20	200,000.00	2,500.00 1.27%
200,000	Alma Bank NY	1.300%	06/10/2020	97,5390	195,078.00	200,000.00	2,600.00 1.33%
150,000	Community Fin'l Svcs Bk KY	1.500%	08/19/2020	97,7745	146,661.75	150,000.00	2,250.00 1.53%
200,000	Marlin Business Bank	1.850%	10/13/2020	98,4954	196,990.80	200,000.00	3,700.00 1.88%
175,000	Unison Bank	1.500%	11/25/2020	98,8416	172,972.80	175,000.00	2,625.00 1.52%
200,000	Goldman Sachs Bank USA	1.850%	02/17/2021	98,2160	196,432.00	200,000.00	3,700.00 1.88%
200,000	MB Financial Bank NA	1.400%	03/30/2021	96,0484	192,096.80	200,000.00	2,800.00 1.46%
100,000	BankVista Sartell MN	1.400%	04/06/2021	96,7476	96,747.60	100,000.00	1,400.00 1.45%
200,000	Bank of Santa Clarita CA	1.400%	04/15/2021	96,7136	193,427.20	200,000.00	2,800.00 1.45%
125,000	HSBC Bank USA	2.150%	07/26/2021	98,7742	123,467.75	125,000.00	2,687.50 2.18%
200,000	Stearns Bank NA	1.950%	09/29/2021	97,9517	195,903.40	200,000.00	3,900.00 1.99%
200,000	Bridgewater BK Bloom MN	1.900%	02/28/2022	97,3417	194,683.40	200,000.00	3,800.00 1.95%
200,000	Continental Bank UT	1.900%	06/22/2022	96,9531	193,906.20	200,000.00	3,800.00 1.96%
200,000	American Expr Centurion	2.400%	09/12/2022	98,2871	196,574.20	200,000.00	4,800.00 2.44%
200,000	Discover Bank	2.250%	09/27/2022	98,0916	196,183.20	200,000.00	4,500.00 2.29%
200,000	Sallie Mae Bank SLC UT	2.500%	12/13/2022	98,9670	197,934.00	200,000.00	5,000.00 2.53%

February 01, 2018 To February 28, 2018

Account Name : Lexington Local SD Managing Agency

Account No : 5750

Summary Of Investment Holdings

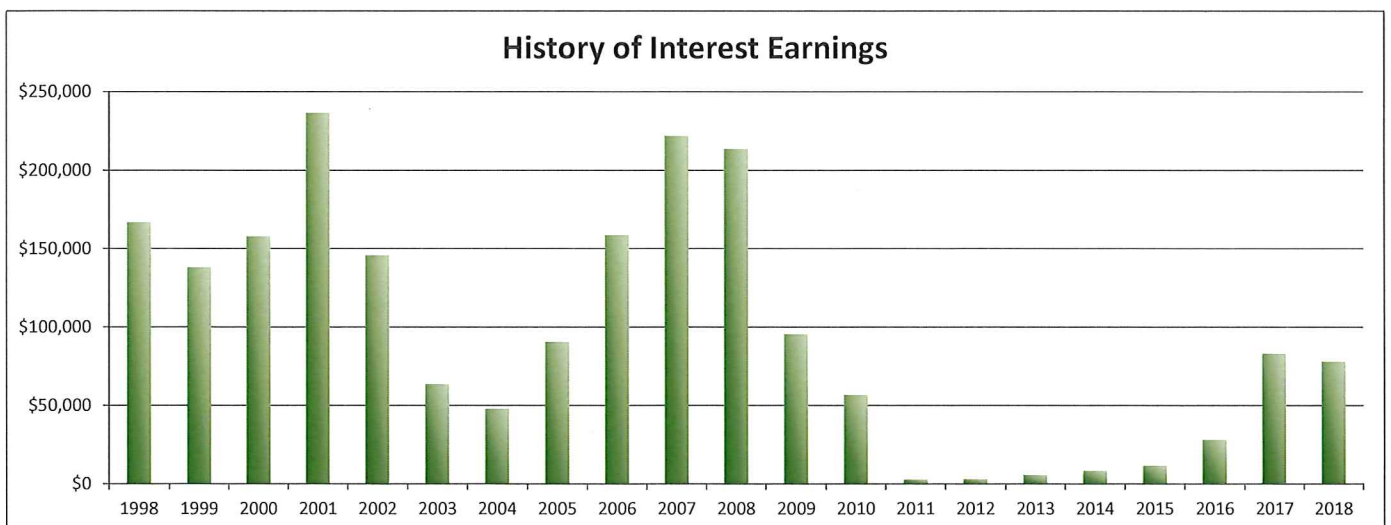
Quantity	Description			Unit Value	Market Value	Tax Cost	Estimated Ann Inc To Mkt	Yield
<i>Totals</i>					3,879,675.55	3,950,000.00	65,012.50	1.68%
<u>U.S. Govt Agy/Exempt State</u>								
125,000	FHLB	1.050%	06/04/2018	99.8445	124,805.63	124,987.50	1,312.50	1.05%
150,000	FHLB	1.000%	08/28/2018	99.5644	149,346.60	150,000.00	1,500.00	1.00%
<i>Totals</i>					274,152.23	274,987.50	2,812.50	1.03%
<u>U.S. Govt Agy/Nonexempt State</u>								
300,000	FHLMC	1.350%	03/29/2019	99.1329	297,398.70	300,297.00	4,050.00	1.36%
200,000	FHLMC	1.300%	10/25/2019	98.3375	196,675.00	200,000.00	2,600.00	1.32%
300,000	FNMA	1.300%	07/28/2020	97.4688	292,406.40	300,000.00	3,900.00	1.33%
<i>Totals</i>					786,480.10	800,297.00	10,550.00	1.34%
<i>Grand Total</i>					5,006,391.35	5,091,367.97	79,174.61	1.58%

LEXINGTON LOCAL SCHOOLS
INVESTMENT REPORT FOR THE MONTH ENDING
FEBRUARY 28, 2018

INTEREST EARNED:	THIS MONTH	FISCAL YEAR TO DATE
Richland Bank, General Sweep	\$826.31	\$7,280.33
Richland Bank, General MMA	\$1,441.67	\$26,863.12
Richland Bank, Anthem Sweep	\$1,214.22	\$5,895.85
Star Ohio	\$0.00	\$0.00
CDs, Bonds, and other investments	\$6,145.17	\$37,919.37
TOTAL INTEREST RECEIVED	\$9,627.37	\$77,958.67

History of Interest Earnings	Fiscal Year	Interest Earnings
	1998	\$ 167,057.52
	1999	\$ 138,113.69
	2000	\$ 157,991.72
	2001	\$ 236,839.79
	2002	\$ 146,052.34
	2003	\$ 63,712.36
	2004	\$ 47,970.95
	2005	\$ 90,719.94
	2006	\$ 158,724.51
	2007	\$ 221,998.86
	2008	\$ 213,660.34
	2009	\$ 95,639.63
	2010	\$ 56,860.22
	2011	\$ 3,001.78
	2012	\$ 3,090.00
	2013	\$ 5,758.97
	2014	\$ 8,349.92
	2015	\$ 11,765.22
	2016	\$ 28,300.22
	2017	\$ 83,194.26
FISCAL Year To Date	2018	\$77,958.67

Total Interest Earnings 1998 to Present	\$ 2,016,760.91
--	------------------------



Processing Month: February 2018

(FINSUM)

LEXINGTON LOCAL SCHOOLS

Fnd	Sec	Description	Beginning Balance	MTD Revenues	FYTD Revenues	MTD Expenditures	FYTD Expenditures	Current Available Balance
001	0000	GENERAL FUND	9,518,883.84	2,265,478.94	14,750,457.92	2,009,336.52	16,044,722.09	8,224,619.67
001	9412	GENERAL BUDGET RESERVE SE	87,928.97	.00	.00	.00	.00	87,928.97
002	0000	BOND RETIREMENT FUND	1,925.89	.00	.00	.00	.00	1,925.89
003	0000	PERMANENT IMPROVEMENT FUN	97,922.89	85,869.00	392,502.98	1,020.00	715,618.03	225,192.16-
006	0000	FOOD SERVICE FUND	12.48	65,973.95	413,628.74	67,782.68	494,307.95	80,666.73-
007	9100	LEXINGTON MINUTEMEN ACADE	14,832.85	1,364.04	5,556.19	.00	6,658.72	13,730.32
007	9800	TERRY McCAMMON SCHOLARSHI	13,193.28	13.07	91.23	.00	500.00	12,784.51
018	9100	HIGH SCHOOL PRINCIPAL'S F	2,582.65	271.92	4,082.49	83.32	4,544.07	2,121.07
018	9200	JUNIOR HIGH PRINCIPAL'S F	1,836.16	.00	4,865.79	400.00	941.00	5,760.95
018	9300	EASTERN PRINCIPAL'S FUND	9,419.21	.00	5,984.09	371.76	9,185.12	6,218.18
018	9301	EASTERN ELEMENTARY BOOKFA	10,291.12	.00	1,281.50	.00	556.19	11,016.43
018	9302	EASTERN ELEMENTARY MATH	1,072.16	.00	1,226.00	.00	611.42	1,686.74
018	9400	CENTRAL PRINCIPAL'S FUND	7,558.44	134.00	3,385.24	590.81	2,294.21	8,649.47
018	9401	CENTRAL ELEMENTARY BOOKFA	3,701.28	14.00	3,360.95	.00	3,794.88	3,267.35
018	9402	CENTRAL ELEMENTARY ART	1,109.00	.00	.00	.00	.00	1,109.00
018	9500	WESTERN PRINCIPAL'S FUND	12,077.85	159.00	4,598.98	.00	2,131.40	14,545.43
018	9501	WESTERN ELEMENTARY BOOKFA	2,986.55	6.00	4,595.82	.00	4,827.87	2,754.50
018	9503	WESTERN ELEMENTARY ART	839.42	.00	.00	.00	.00	839.42
018	9901	JUNIOR HIGH TEACHER ADVIS	109.25	.00	.00	.00	.00	109.25
019	9001	ACADEMIC BOOSTERS GRANTS	769.07	.00	.00	.00	.00	769.07
019	9121	CENTRAL ELEMENTARY PTO GR	811.03	12.00	1,111.20	.00	446.53	1,475.70
019	9122	EASTERN ELEMENTARY PTO GR	2,355.89	12.01	1,111.18	.00	3,150.80	316.27
019	9123	WESTERN ELEMENTARY PTO GR	3,808.64	12.00	1,111.16	.00	1,141.04	3,778.76
019	9200	RICHLAND COUNTY FOUNDATIO	200.00	.00	.00	.00	.00	200.00
019	9208	RICHLAND CO FOUND-BUILD A	10.32	.00	.00	.00	.00	10.32
019	9209	RICH CO FOUND-LEARN TO RE	59.95	.00	.00	.00	.00	59.95
019	9210	RICH CO FOUND-MULTI-SENS	.46	.00	.00	.00	.00	.46
019	9211	RICH CO FOUND-BEE AWARENE	17.58	.00	.00	.00	.00	17.58
019	9212	RICH CO FOUND-DONT LET TH	19.17	.00	.00	.00	.00	19.17
019	9213	RICH CO FOUND-BRAIN GAMES	.00	.00	1,500.00	.00	673.06	826.94
019	9214	RICH CO FOUND-TALKING SEN	.00	.00	1,269.63	.00	593.01	676.62
019	9215	RICH CO FOUND-SEE THE CIV	.00	.00	117.55	.00	.00	117.55
019	9216	RICH CO FOUND-SCIENCE OLY	.00	.00	1,500.00	281.52	968.20	531.80
019	9217	RICH CO FOUND-KICK BACK W	.00	.00	902.25	.00	902.25	.00
019	9301	RICH CO FOUND/SECO ROBOTI	.00	500.00	500.00	.00	.00	500.00
019	9502	RICHLAND CO HMG SENSORY G	2,000.00	.00	.00	.00	2,000.00	.00
022	9601	OHSAA TOURNAMENT AGENCY F	2,257.26	8,196.57	29,434.38	125.00	19,277.51	12,414.13
024	0000	EMPLOYEE BENEFITS FUND FO	920,435.01	430,331.03	3,195,104.33	150,138.23	2,508,198.61	1,607,340.73
200	9101	HIGH SCHOOL ART CLUB	93.76	.00	.00	.00	.00	93.76
200	9102	HIGH SCHOOL DRAMA CLUB	31,925.52	2,500.00	3,450.00	51.00	2,317.00	33,058.52
200	9103	HIGH SCHOOL MATH CLUB	52.70	.00	.00	.00	.00	52.70
200	9104	HIGH SCHOOL LEADERSHIP CO	414.45	.00	3,282.00	.00	3,314.00	382.45
200	9105	HIGH SCHOOL FRENCH CLUB	177.37	.00	184.00	.00	.00	361.37
200	9107	HIGH SCHOOL SPANISH CLUB	774.97	5.00	380.00	.00	96.93	1,058.04
200	9108	HIGH SCHOOL LEO CLUB	2,948.88	.00	810.34	.00	118.53	3,640.69
200	9114	HIGH SCHOOL STUDENT COUNC	2,876.98	.00	480.00	.00	835.86	2,521.12

Processing Month: February 2018
 LEXINGTON LOCAL SCHOOLS

(FINSUM)

Fnd	Sec	Description	Beginning Balance	MTD Revenues	FYTD Revenues	MTD Expenditures	FYTD Expenditures	Current Available Balance
200	9115	HIGH SCHOOL KEY CLUB	1,767.62	26.00	436.00	.00	615.79	1,587.83
200	9116	HIGH SCHOOL CHESS CLUB	321.00	.00	.00	.00	.00	321.00
200	9119	HIGH SCHOOL YEARBOOK FUND	53,327.14	335.00	9,562.73	.00	7,734.80	55,155.07
200	9120	HIGH SCHOOL JOURNALISM FU	665.44	.00	.00	.00	.00	665.44
200	9121	HIGH SCHOOL NATIONAL HOND	641.21	.00	1,390.00	.00	892.73	1,138.48
200	9201	JUNIOR HIGH ART CLUB	389.63	.00	95.50	.00	.00	485.13
200	9204	JUNIOR HIGH STUDENT COUNC	296.50	407.00	1,550.50	177.88	520.64	1,326.36
200	9205	JUNIOR HIGH LIBRARY CLUB	631.15	.00	553.50	.00	.00	77.65
200	9301	EASTERN ELEMENTARY STUDEN	670.03	1,395.06	2,224.68	88.60	1,128.44	1,766.27
200	9611	HIGH SCHOOL INFORMED TEEN	913.63	.00	1,402.00	.00	1,402.00	913.63
200	9612	JUNIOR HIGH INFORMED TEEN	202.90	.00	213.10	.00	50.00	366.00
300	9115	JAZZ BAND	2,327.81	.00	.00	.00	.00	2,327.81
300	9116	CHOIR	902.20	.00	200.00	.00	.00	1,102.20
300	9206	JUNIOR HIGH PHYS ED DEPAR	2,560.68	570.00	2,490.00	.00	1,955.61	3,095.07
300	9210	JR HIGH INSTRUMENTAL	41.03	.00	.00	.00	.00	41.03
300	9600	ATHLETIC FUND	22,543.12	11,147.00	194,167.53	18,462.89	182,648.20	34,062.45
300	9601	ATHLETIC CAPITAL FUND	.00	.00	13,000.00	.00	.00	13,000.00
300	9602	ORCHESTRA	63.22	.00	.00	.00	.00	63.22
300	9603	ELEMENTARY MUSIC	1,362.38	.00	.00	.00	41.47	1,320.91
300	9605	BAND	232.95	.00	.00	.00	.00	232.95
451	9018	Network Connectivity FY 2	.00	.00	4,500.00	.00	9,000.00	4,500.00
516	9017	IDEA-B SPECIAL EDUCATION	41,548.28	.00	59,949.37	.00	18,401.09	.00
516	9018	IDEA-B SPECIAL EDUCATION	.00	66,268.95	229,180.41	56,475.77	260,142.36	30,961.95
572	9017	TITLE I FY17	88,024.70	.00	109,634.66	.00	21,609.96	.00
572	9018	TITLE I FY18	.00	31,263.98	161,749.07	26,172.70	165,161.89	3,412.82
587	9017	EARLY CHILDHOOD SPECIAL E	293.23	.00	293.23	.00	.00	.00
587	9018	EARLY CHILDHOOD SPECIAL E	.00	1,421.70	4,642.18	515.19	5,157.37	515.19
590	9018	TITLE II-A IMPROVING TEAC	.00	7,081.64	41,309.16	7,077.84	41,958.47	649.31
599	9018	TITLE IV	.00	4,050.00	4,050.00	1,500.00	4,050.00	.00
Grand Total All Funds			10,720,285.73	2,984,818.86	19679,352.56	2,340,651.71	20557,197.10	9842,441.19
Total Invested Funds			.00					

SCHOOL DISTRICT: LEXINGTON LOCAL SCHOOLS

IRN # 049437

COUNTY: RICHLAND

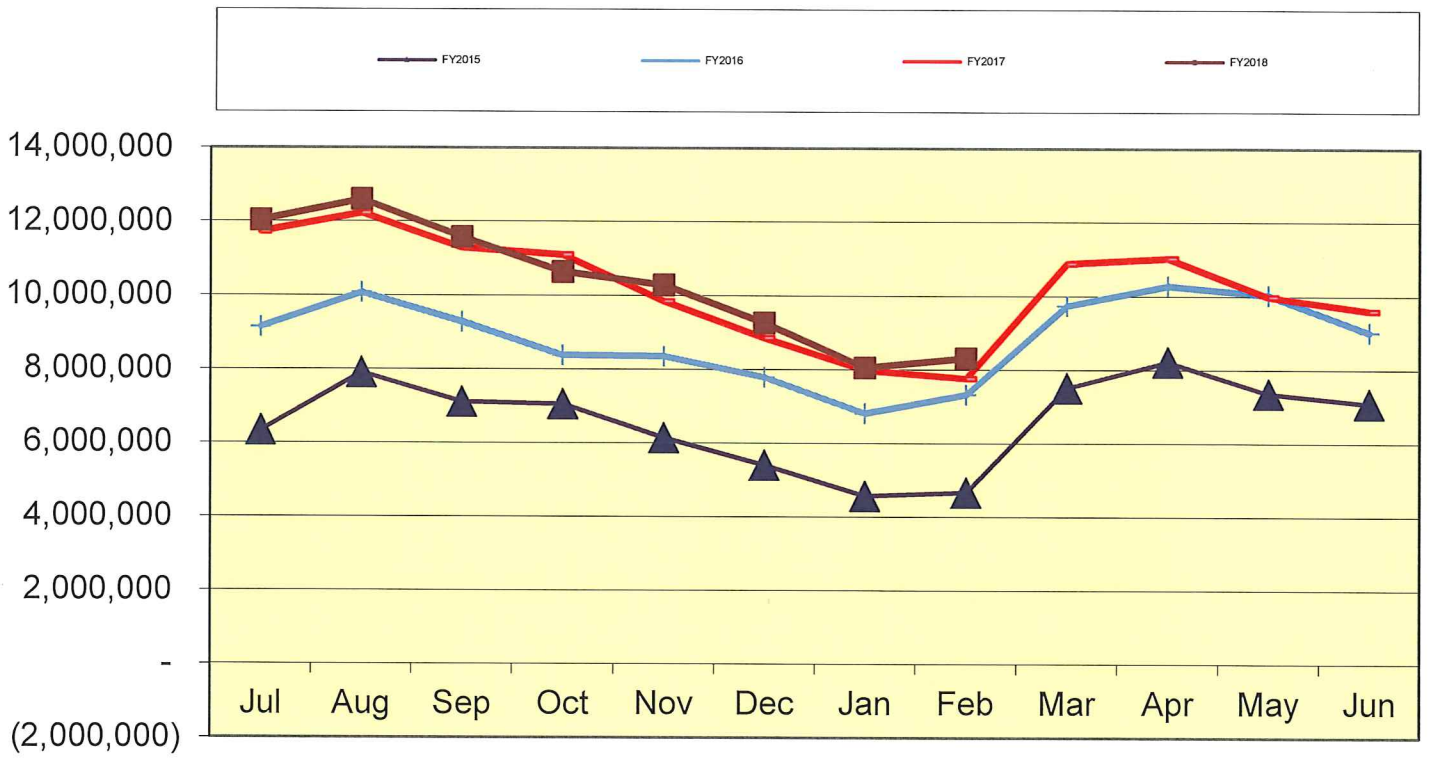
FISCAL YEAR: 2018 MONTH: 02

	MONTHLY ESTIMATE	MONTHLY ACTUAL	MONTHLY DIFFERENCE	FISCAL YTD ESTIMATE	FISCAL YTD ACTUAL	FISCAL YTD DIFFERENCE
REVENUES						
01.010 General Property (Real Estate)	800,000	1,394,631	594,631	5,433,943	6,028,005	594,062
01.020 Tangible Personal Property Tax	0	0	0	259,510	259,510	0
01.030 Income Tax	0	0	0	0	0	0
01.035 Unrestricted Grants-in-Aid	850,000	833,591	16,409-	6,866,000	7,101,371	235,371
01.040 Restricted Grants-in-Aid	7,000	7,276	276	53,600	48,576	5,024-
01.045 Restricted Grants-in-Aid - SFSF	0	0	0	0	0	0
01.050 Property Tax Allocation	0	0	0	884,500	877,314	7,186-
01.060 All Other Operating Revenue	40,000	28,455	11,545-	310,000	320,828	10,828
01.070 Total Revenue	1,697,000	2,263,953	566,953	13,807,553	14,635,604	828,051
OTHER FINANCING SOURCES						
02.010 Proceeds from Sale of Notes	0	0	0	0	0	0
02.020 State Emergency Loans & Advancements (Approved)	0	0	0	0	0	0
02.040 Operating Transfers-In	0	0	0	0	0	0
02.050 Advances-In	0	0	0	0	0	0
02.060 All Other Financing Sources	15,000	1,526	13,474-	45,000	114,856	69,856
02.070 Total Other Financing Sources	15,000	1,526	13,474-	45,000	114,856	69,856
02.080 Total Revenues and Other Financing Sources	1,712,000	2,265,479	553,479	13,852,553	14,750,460	897,907
EXPENDITURES						
03.010 Personal Services	1,093,400	1,047,515	50,885-	8,423,600	8,437,112	13,512
03.020 Employees' Retirement/Insurance Benefits	505,000	526,566	21,566	4,057,000	4,145,600	88,600
03.030 Purchased Services	375,000	381,679	6,679	2,565,000	2,671,262	106,262
03.040 Supplies and Materials	40,000	51,063	11,063	563,000	564,575	1,575
03.050 Capital Outlay	1,000	1,020	20	88,500	92,331	3,831
03.060 Intergovernmental	0	0	0	0	0	0
04.010 Debt Service: All Principal (Historical)	0	0	0	0	0	0
04.020 Debt Service: Principal - Notes	0	0	0	0	0	0
04.030 Debt Service: Principal - State Loans	0	0	0	0	0	0
04.040 Debt Service: Principal - State Advancements	0	0	0	0	0	0
04.050 Debt Service: Principal - HB 264 Loans	0	0	0	0	0	0
04.055 Debt Service: Principal - Other	0	0	0	0	0	0
04.060 Debt Service: Interest and Fiscal Charges	0	0	0	0	0	0
04.300 Other Objects	7,500	1,494	6,006-	146,000	133,844	12,156-
04.500 Total Expenditures	2,026,900	2,009,337	17,563-	15,843,100	16,044,724	201,624
OTHER FINANCING USES						
05.010 Operating Transfers - Out	0	0	0	0	0	0
05.020 Advances - Out	0	0	0	0	0	0
05.030 All Other Financing Uses	0	0	0	0	0	0
05.040 Total Other Financing Uses	0	0	0	0	0	0
05.050 Total Expenditure and Other Financing Uses	2,026,900	2,009,337	17,563-	15,843,100	16,044,724	201,624
06.010 Excess Rev & Oth Financing Sources over(under) Exp &	314,900-	256,142	571,042	1,990,547-	1,294,264-	696,283
07.010 Beginning Cash Balance	7,931,166	8,056,407	125,241	9,606,813	9,606,813	0
07.020 Ending Cash Balance	7,616,266	8,312,549	696,283	7,616,266	8,312,549	696,283
08.010 Outstanding Encumbrances	1,000,000	1,083,474	83,474	1,000,000	1,083,474	83,474

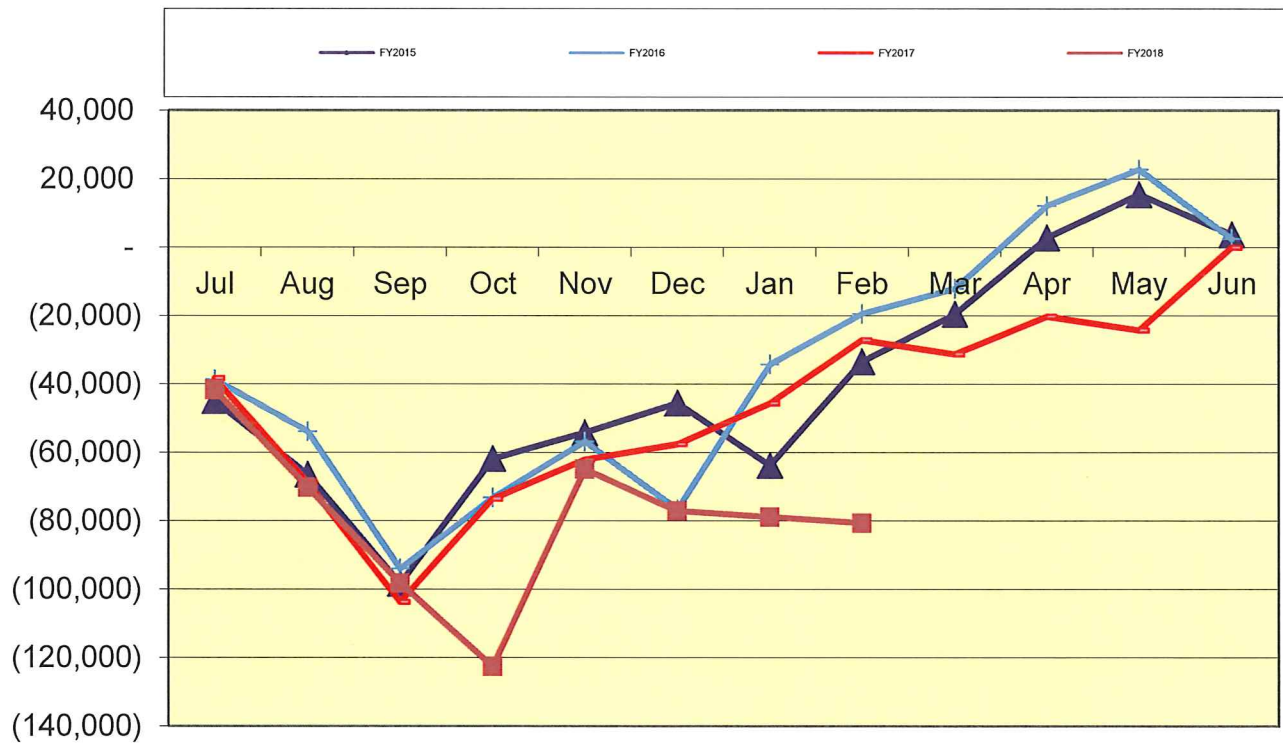
**LEXINGTON LOCAL SCHOOL DISTRICT
GENERAL FUND ONLY 2017-18
SUMMARY OF RECEIPTS AND EXPENDITURES - FIVE YEAR FORECAST FORMAT**

LINE 7.010	BEGINNING CASH BALANCE		\$	9,606,813		
	2/28/2018	FISCAL		FISCAL	VARIANCE	PERCENT
		YEAR TO DATE		YEAR TO DATE	Estimate vs.	of
	REVENUES	Estimate		Actual	Actual	VARIANCE
LINE 1.010	Real Estate Tax	\$ 5,433,943	\$	6,028,005	\$594,062	10.93%
LINE 1.020	Personal Property Tax	\$ 259,510	\$	259,510	\$0	0.00%
LINE 1.030	Income Tax	\$ -	\$	-	\$0	
LINE 1.035	State Funding	\$ 6,866,000	\$	7,101,371	\$235,371	3.43%
LINE 1.040	Career Tech / Economic Disadv.	\$ 53,600	\$	48,576	(\$5,024)	-9.37%
LINE 1.050	Property Tax Allocation	\$ 884,500	\$	877,314	(\$7,186)	-0.81%
LINE 1.060	Other Operating Revenue	\$ 310,000	\$	320,828	\$10,828	3.49%
LINE 1.070	TOTAL REVENUE	\$ 13,807,553	\$	14,635,604	\$828,051	6.00%
			\$	-		
LINE 2.01	Proceeds from Notes	\$ -	\$	-	\$0	
LINE 2.04	Transfers In	\$ -	\$	-	\$0	
LINE 2.050	Advances In	\$ -	\$	-	\$0	#DIV/0!
LINE 2.060	Other Financing Sources	\$ 45,000	\$	114,856	\$69,856	155.24%
LINE 2.070	TOTAL OTHER SOURCES	\$ 45,000	\$	114,856	\$69,856	155.24%
LINE 2.080	TOTAL REVENUES & Sources	\$ 13,852,553	\$	14,750,460	\$897,907	6.48%
	EXPENSES					
LINE 3.010	Salaries	\$ 8,423,600	\$	8,437,112	(\$13,512)	-0.16%
LINE 3.020	Retirement and Benefits	\$ 4,057,000	\$	4,145,600	(\$88,600)	-2.18%
LINE 3.030	Purchased Services	\$ 2,565,000	\$	2,671,262	(\$106,262)	-4.14%
LINE 3.040	Supplies and Materials	\$ 563,000	\$	564,575	(\$1,575)	-0.28%
LINE 3.050	Capital Outlay and Equipment	\$ 88,500	\$	92,331	(\$3,831)	-4.33%
LINE 3.06	INTERGOVERNMENTAL	\$ -	\$	-	\$0	
LINE 4.020	DEBT SERVICE - Notes	\$ -	\$	-	\$0	
LINE 4.060	DEBT SERVICE - Interest charges	\$ -	\$	-	\$0	
LINE 4.300	Other Objects	\$ 146,000	\$	133,844	\$12,156	8.33%
LINE 4.500	TOTAL EXPENDITURES	\$ 15,843,100	\$	16,044,724	(\$201,624)	-1.27%
LINE 5.00	TRANSFERS OUT	\$ -	\$	-	\$0	
LINE 5.02	ADVANCES OUT	\$ -	\$	-	\$0	
LINE 5.03	ALL OTHER USES	\$ -	\$	-	\$0	
LINE 5.040	TOTAL OTHER USES	\$ -	\$	-	\$0	
LINE 5.050	TOTAL EXPENDITURES & USES	\$ 15,843,100	\$	16,044,724	(\$201,624)	-1.27%
		Estimate		Actual	Variance	
LINE 6.010	REVENUES OVER EXPENSES	\$ (1,990,547)	\$	(1,294,264)	\$696,283	
LINE 7.020	ENDING CASH BALANCE	\$ 7,616,266	\$	8,312,549	\$696,283	
	Less Reserves	\$ (87,929)	\$	(87,929)	\$ -	
LINE 8.010	Less Outstanding Encumbrances	\$ (1,000,000)	\$	(1,083,474)	\$ (83,474)	8.35%
LINE 15.010	Unreserved Fund Balance	\$ 6,528,337	\$	7,141,146	\$612,809	9.39%
	Salaries/Benefits as % of Revenue	Estimate 90.4%		Actual 86.0%	Benchmark Yr. End 80.1% or below	
	True Days Cash - Calendar Days on which can operate	100		108	90 or above optimal	

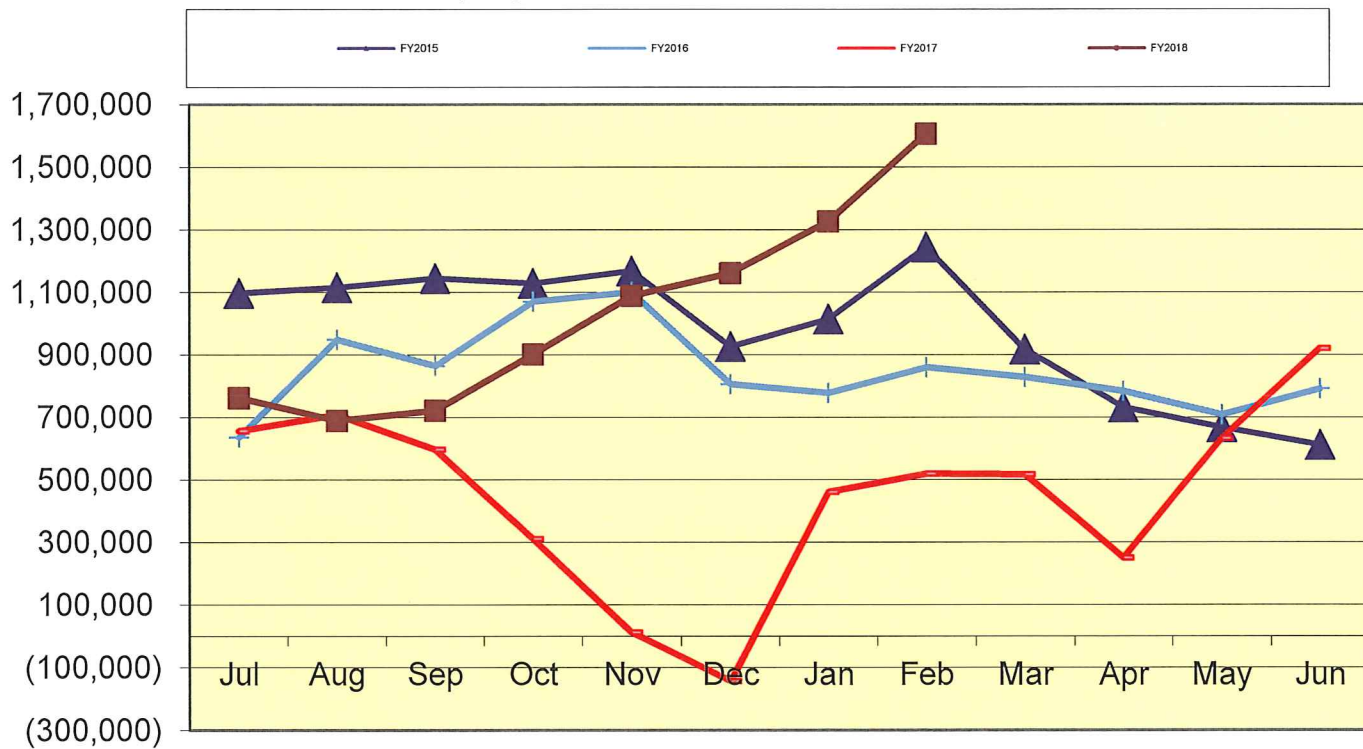
Lexington Local Schools General Fund Cash Balance



Lexington Local Schools Food Service Fund Cash Balance



Lexington Local Schools Employee Benefits Fund Cash Balance



Lexington Local Schools

Permanent Improvement Fund
2/28/2018

	Budgeted Amount	Actual Fiscal Year Expended	Current Encumbrances	Expenses / Encumbrances Over/Under Estimate	Remaining Estimated PI Project Costs
Instruction and Administration					
JH Science Lab	\$ 7,817.40	\$ 5,678.71	\$ -	\$2,138.69	\$0.00
Go Math (Western/Central/Eastern)	\$ 8,208.00	\$ 8,208.00	\$ -	\$0.00	\$0.00
JH PE Equipment	\$ 510.53	\$ 210.52	\$ -	\$300.01	\$0.00
Western Classroom Storage/Activity Table	\$ 1,198.55	\$ 1,046.93	\$ 82.00	\$69.62	\$0.00
Curriculum Cubicle Equipment	\$ 1,085.00	\$ 1,085.00	\$ -	\$0.00	\$0.00
Western Classroom Activity Table	\$ 965.77	\$ 865.01	\$ -	\$100.76	\$0.00
Central Storage Cabinet	\$ 1,238.86	\$ 1,238.86	\$ -	\$0.00	\$0.00
Central Playground Equipment	\$ 1,866.15	\$ 1,741.48	\$ -	\$124.67	\$0.00
Central Classroom Roller Map	\$ 170.42	\$ 170.42	\$ -	\$0.00	\$0.00
HS Graphing Calculators	\$ 3,532.30	\$ 3,149.70	\$ -	\$382.60	\$0.00
Central Grade 2 Smart Sets	\$ 2,294.00	\$ 2,142.00	\$ -	\$152.00	\$0.00
HS Psychology Textbooks	\$ 6,006.82	\$ 5,841.04	\$ -	\$165.78	\$0.00
HS Algebra II Textbooks w/Embedded Aleks	\$ 26,442.49	\$ 25,729.56	\$ -	\$712.93	\$0.00
HS AP College Physics Textbooks	\$ 10,494.77	\$ 10,494.77	\$ -	\$0.00	\$0.00
HS Chemistry Textbooks	\$ 19,543.12	\$ 19,543.12	\$ -	\$0.00	\$0.00
HS Accounting Textbooks	\$ 7,412.50	\$ 7,412.50	\$ -	\$0.00	\$0.00
HS Biology Textbooks	\$ 2,920.48	\$ 2,920.50	\$ -	(\$0.02)	\$0.00
HS Business Textbooks	\$ 645.00	\$ 645.00	\$ -	\$0.00	\$0.00
HS American Government Textbooks	\$ 403.00	\$ 403.00	\$ -	\$0.00	\$0.00
Central Discovery Link Science	\$ 1,509.00	\$ -	\$ -	\$1,509.00	\$0.00
Literacy Footprints - 1st Grade Kit	\$ 3,937.50	\$ 3,937.50	\$ -	\$0.00	\$0.00
Literacy Footprints - 2nd Grade Kit Central	\$ 2,409.75	\$ 2,409.75	\$ -	\$0.00	\$0.00
Western Classroom Books - 100 Book Challenge	\$ 4,200.00	\$ 4,200.00	\$ -	\$0.00	\$0.00
Western Classroom Fiction Short Reads	\$ 2,375.00	\$ 2,588.75	\$ -	(\$213.75)	\$0.00
Central Classroom Fiction Short Reads	\$ 4,083.20	\$ 3,712.00	\$ -	\$371.20	\$0.00
Central Classroom Non-Fiction Short Reads	\$ 985.00	\$ 984.27	\$ -	\$0.73	\$0.00
Central Classroom Books	\$ 336.05	\$ 336.05	\$ -	\$0.00	\$0.00
Central Fraction/Decimal Teaching Kit	\$ 109.93	\$ 104.43	\$ -	\$5.50	\$0.00
Central Teacher Synergy Classroom Bundle Kits	\$ 231.50	\$ 229.09	\$ -	\$2.41	\$0.00
Central Classroom Guided Reading Books	\$ 4,059.35	\$ 3,531.56	\$ -	\$527.79	\$0.00
Central Comprehensive Series - 3.5-5.0	\$ 227.10	\$ 227.10	\$ -	\$0.00	\$0.00
Central Learn Our History Classroom Material	\$ 77.50	\$ 77.50	\$ -	\$0.00	\$0.00
Central Liberty Kids Complete Series: 4 DVD Set	\$ 11.99	\$ 12.97	\$ -	(\$0.98)	\$0.00
Central Music	\$ 1,558.12	\$ 1,439.92	\$ -	\$118.20	\$0.00
Central Rekenrek Counting Frame	\$ 495.00	\$ 448.00	\$ -	\$47.00	\$0.00
Central Blinds	\$ 375.00	\$ -	\$ 375.00	\$0.00	\$0.00
Central Classroom Books	\$ 1,200.00	\$ 1,007.77	\$ -	\$192.23	\$0.00
Western Desk Work Station	\$ 141.79	\$ 140.28	\$ -	\$1.51	\$0.00
Western Classroom Equipment (Stability Ball/NeoRak Stool)	\$ 729.29	\$ 647.29	\$ -	\$82.00	\$0.00
Central/Eastern Classroom Fiction Short Reads	\$ 2,604.40	\$ 2,133.36	\$ 644.24	(\$173.20)	\$0.00
Eastern Classroom Chairs/Desks - New 4th Grade	\$ 2,972.10	\$ 2,972.10	\$ -	\$0.00	\$0.00
HS World History/Geography Texts	\$ 983.19	\$ -	\$ 983.19	\$0.00	\$0.00
Central PA System	\$ 4,324.44	\$ -	\$ 4,324.44	\$0.00	\$0.00
Eastern Robotics	\$ 15,000.00	\$ -	\$ 15,000.00	\$0.00	\$0.00
Maintenance					
HS Roof Project	\$ 183,000.00	\$ 181,650.00	\$ -	\$1,350.00	\$0.00
JH Chair Lift	\$ 36,000.00	\$ 35,000.00	\$ -	\$1,000.00	\$0.00
HS Security Update (Locks, Keys, Panic Devices)	\$ 3,445.00	\$ 3,610.00	\$ -	(\$165.00)	\$0.00
Central Roof Project	\$ 6,992.00	\$ -	\$ 6,992.00	\$0.00	\$0.00
JH Roof Project	\$ 6,553.00	\$ -	\$ 6,553.00	\$0.00	\$0.00
Transportation					
New buses	\$ 185,036.00	\$ 185,036.00	\$ -	\$0.00	\$0.00
Technology					
Computers, servers, tech equip., etc.	\$ 150,000.00	\$ 147,266.86	\$ 1,520.00	\$1,213.14	\$1,213.14
Food Service					
PaySchools Quik Lunch Conversion	\$ 4,325.00	\$ 4,325.00	\$ -	\$0.00	\$0.00
Lunch Conversion Computer Equipment	\$ 5,799.98	\$ 5,799.98	\$ -	\$0.00	\$0.00
Eastern Cafeteria Tables	\$ 6,385.20	\$ 6,761.34	\$ -	(\$376.14)	\$0.00
Athletics and Student Activities					
HS Athletics Equipment	\$ 5,952.00	\$ 5,952.00	\$ -	\$0.00	\$0.00
HS Athletics Baseball Field Updates	\$ 5,600.00	\$ 5,600.00	\$ -	\$0.00	\$0.00
Fees					
Tax Collection Fees	\$ 14,500.00	\$ 4,951.04	\$ -	\$9,548.96	\$9,548.96
Totals					
	Budgeted Amount	Actual Fiscal Year Expended	Current Encumbrances	Expenses / Encumbrances Over/Under Estimate	Remaining Estimated PI Project Costs
Totals	\$ 771,279.54	\$ 715,618.03	\$ 36,473.87	\$19,187.64	\$10,762.10
Total Budgeted	\$ 771,279.54				
Actual Cash Balance 7/1/17	\$ 97,922.89				
Revenues FY18 - Taxes from levy	\$ 392,502.98				
Expenditures FY18	(\$ 715,618.03)				
Current Cash Balance	(\$225,192.16)				
Current Encumbrances	\$ (36,473.87)				
Available Balance	(\$261,666.03)				
Remaining Estimated Revenues FY18 - Taxes from levy	\$ 282,497.02				
Less: Remaining Estimated PI Project Costs	(\$10,762.10)				
6/30/18 Estimated Carryover	\$ 10,068.89				

Lexington Local Schools

Food Service Fund 2017-18 vs. 2016-2017 vs. 2015-2016

							Beginning Balance 7/1/17	\$ 13
2017-2018 Through 2/28/18								
<i>Revenues</i>	District-Wide	High School	Junior High	Eastern	Central	Western	Total	
Student Type A, Ezipay, Misc	\$ -	\$ 65,402	\$ 27,065	\$ 31,786	\$ 24,788	\$ 21,266	\$ 170,307	
Student Break, Milk & A La Carte	\$ -	\$ 36,539	\$ 8,999	\$ 8,425	\$ 3,347	\$ 4,835	\$ 62,145	
Adult & Misc revenues	\$ 5,547	\$ 2,666	\$ 745	\$ 1,440	\$ 1,152	\$ 1,089	\$ 12,639	
State Reimb	\$ -	\$ -	\$ -	\$ -	\$ -	\$ -	\$ -	
Federal Reimb	\$ -	\$ 39,086	\$ 26,380	\$ 46,762	\$ 33,401	\$ 22,909	\$ 168,538	
Transfer In	\$ -	\$ -	\$ -	\$ -	\$ -	\$ -	\$ -	
Total Revenues	\$ 5,547	\$ 143,693	\$ 63,189	\$ 88,413	\$ 62,688	\$ 50,099	\$ 413,629	
<i>Expenses</i>								
Wages	\$ 31,768	\$ 78,277	\$ 35,145	\$ 24,142	\$ 22,988	\$ 22,745	\$ 215,065	
Severance	\$ -	\$ -	\$ -	\$ -	\$ -	\$ -	\$ -	
Retirement	\$ 7,613	\$ 16,287	\$ 6,017	\$ 5,813	\$ 5,873	\$ 4,441	\$ 46,044	
Medical	\$ 18,067	\$ 32,991	\$ 15,890	\$ 21,774	\$ 5,003	\$ -	\$ 93,725	
Life, Dent, MC, WC	\$ 1,158	\$ 2,977	\$ 1,723	\$ 1,149	\$ 889	\$ 521	\$ 8,417	
Purch Serv, Repairs, Phone, Post	\$ 2,855	\$ 1,358	\$ 1,031	\$ 1,121	\$ 923	\$ 493	\$ 7,781	
Supplies	\$ 3,181	\$ -	\$ -	\$ -	\$ -	\$ -	\$ 3,181	
Food Costs	\$ -	\$ 47,910	\$ 19,248	\$ 33,874	\$ 9,937	\$ 9,126	\$ 120,095	
Equipment	\$ -	\$ -	\$ -	\$ -	\$ -	\$ -	\$ -	
Other Costs	\$ -	\$ -	\$ -	\$ -	\$ -	\$ -	\$ -	
Total Expenses	\$ 64,642	\$ 179,800	\$ 79,054	\$ 87,873	\$ 45,613	\$ 37,326	\$ 494,308	
Net Gain (Loss)	\$ (59,095)	\$ (36,107)	\$ (15,865)	\$ 540	\$ 17,075	\$ 12,773	\$ (80,679)	
							Ending Cash Balance 2/28/18	\$ (80,666)

							Beginning Balance 7/1/16	\$ 2,553
2016-2017 Through 2/28/17								
<i>Revenues</i>	District-Wide	High School	Junior High	Eastern	Central	Western	Total	
Student Type A, Ezipay, Misc	\$ -	\$ 69,217	\$ 30,642	\$ 30,411	\$ 25,504	\$ 23,083	\$ 178,857	
Student Break, Milk & A La Carte	\$ -	\$ 42,520	\$ 11,984	\$ 7,242	\$ 3,941	\$ 3,874	\$ 69,561	
Adult & Misc revenues	\$ 18,974	\$ 4,562	\$ 993	\$ 1,712	\$ 1,693	\$ 896	\$ 28,830	
State Reimb	\$ -	\$ 982	\$ 726	\$ 1,110	\$ 853	\$ 597	\$ 4,268	
Federal Reimb	\$ -	\$ 40,948	\$ 31,383	\$ 46,841	\$ 36,329	\$ 26,095	\$ 181,596	
Total Revenues	\$ 18,974	\$ 158,229	\$ 75,728	\$ 87,316	\$ 68,320	\$ 54,545	\$ 463,112	
<i>Expenses</i>								
Wages	\$ 31,221	\$ 78,424	\$ 37,357	\$ 24,976	\$ 22,283	\$ 21,736	\$ 215,997	
Severance	\$ -	\$ -	\$ -	\$ -	\$ -	\$ -	\$ -	
Retirement	\$ 7,461	\$ 17,628	\$ 6,308	\$ 7,334	\$ 4,471	\$ 3,629	\$ 46,831	
Medical	\$ 16,084	\$ 29,075	\$ 18,828	\$ 19,384	\$ 1,226	\$ -	\$ 84,597	
Life, Dent, MC, WC	\$ 1,027	\$ 2,657	\$ 1,604	\$ 1,094	\$ 563	\$ 426	\$ 7,371	
Purch Serv, Repairs, Phone, Post	\$ 2,710	\$ 6,854	\$ 1,149	\$ 538	\$ 812	\$ 538	\$ 12,601	
Supplies	\$ 4,301	\$ -	\$ -	\$ -	\$ -	\$ -	\$ 4,301	
Food Costs	\$ -	\$ 49,767	\$ 18,789	\$ 32,215	\$ 10,905	\$ 9,388	\$ 121,064	
Equipment	\$ -	\$ -	\$ -	\$ -	\$ -	\$ -	\$ -	
Other Costs	\$ -	\$ -	\$ -	\$ -	\$ -	\$ -	\$ -	
Total Expenses	\$ 62,804	\$ 184,405	\$ 84,035	\$ 85,541	\$ 40,260	\$ 35,717	\$ 492,762	
Net Gain (Loss)	\$ (43,830)	\$ (26,176)	\$ (8,307)	\$ 1,775	\$ 28,060	\$ 18,828	\$ (29,650)	
							Ending Cash Balance 2/28/17	\$ (27,097)

							Beginning Balance 7/1/15	\$ 3,707
2015-2016 Through 2/29/16								
<i>Revenues</i>	District-Wide	High School	Junior High	Eastern	Central	Western	Total	
Student Type A, Ezipay, Misc	\$ -	\$ 81,689	\$ 29,755	\$ 30,776	\$ 23,578	\$ 23,577	\$ 189,375	
Student Break, Milk & A La Carte	\$ -	\$ 48,196	\$ 11,873	\$ 6,890	\$ 4,885	\$ 4,392	\$ 76,236	
Adult & Misc revenues	\$ 5,720	\$ 5,058	\$ 1,107	\$ 1,929	\$ 1,527	\$ 915	\$ 16,256	
State Reimb	\$ -	\$ -	\$ -	\$ -	\$ -	\$ -	\$ -	
Federal Reimb	\$ -	\$ 44,445	\$ 27,278	\$ 37,728	\$ 38,002	\$ 25,149	\$ 172,602	
Total Revenues	\$ 5,720	\$ 179,388	\$ 70,013	\$ 77,323	\$ 67,992	\$ 54,033	\$ 454,469	
<i>Expenses</i>								
Wages	\$ 30,314	\$ 67,681	\$ 39,804	\$ 31,403	\$ 21,724	\$ 21,625	\$ 212,551	
Severance	\$ -	\$ -	\$ -	\$ -	\$ -	\$ -	\$ -	
Retirement	\$ 7,258	\$ 16,202	\$ 6,703	\$ 6,639	\$ 5,463	\$ 5,248	\$ 47,513	
Medical	\$ 12,953	\$ 23,416	\$ 16,596	\$ 15,610	\$ -	\$ -	\$ 68,575	
Life, Dent, MC, WC	\$ 787	\$ 1,985	\$ 1,345	\$ 909	\$ 351	\$ 305	\$ 5,682	
Purch Serv, Repairs, Phone, Post	\$ 2,712	\$ 1,042	\$ 1,016	\$ 984	\$ 588	\$ 588	\$ 6,930	
Supplies	\$ 2,853	\$ -	\$ -	\$ -	\$ -	\$ -	\$ 2,853	
Food Costs	\$ -	\$ 59,872	\$ 21,881	\$ 32,552	\$ 10,870	\$ 8,307	\$ 133,482	
Equipment	\$ -	\$ -	\$ -	\$ -	\$ -	\$ -	\$ -	
Other Costs	\$ -	\$ -	\$ -	\$ -	\$ -	\$ -	\$ -	
Total Expenses	\$ 56,877	\$ 170,198	\$ 87,345	\$ 88,097	\$ 38,996	\$ 36,073	\$ 477,586	
Net Gain (Loss)	\$ (51,157)	\$ 9,190	\$ (17,332)	\$ (10,774)	\$ 28,996	\$ 17,960	\$ (23,117)	
							Ending Cash Balance 2/28/16	\$ (19,410)

Check#	Check Date	Org Sta	Vendor Paid	Check Amount	Status Date
081602	02/06/2018	W/R	ADVANCED TURF SOLUTIONS	1,653.14	02/13/2018
081603	02/06/2018	W/R	SHELDON, AMANDA	80.00	02/21/2018
081604	02/06/2018	W/R	AUTOMATION PARTS WAREHOUSE	519.00	02/20/2018
081605	02/06/2018	W/R	CARDINAL RENTAL & SALES, LTD	241.60	02/20/2018
081606	02/06/2018	W/R	COWLES, CINDY	2,270.52	02/14/2018
081607	02/06/2018	W/R	CLYDE-GREEN SPRINGS SCHOOLS	200.00	02/16/2018
081608	02/06/2018	W/R	COLUMBUS CLAY CO	296.00	02/14/2018
081609	02/06/2018	W/R	FURBAY/MANSFIELD ELECTRIC	776.80	02/12/2018
081610	02/06/2018	W/R	GARDINER SERVICE CO LLC	2,000.00	02/13/2018
081611	02/06/2018	W/R	GRAINGER	510.25	02/14/2018
081612	02/06/2018	W/R	HD SUPPLY FACILITIES	307.55	02/16/2018
081613	02/06/2018	W/R	HOME DEPOT	223.79	02/14/2018
081614	02/06/2018	W/R	J & B ACCOUSTICAL	280.82	02/12/2018
081615	02/06/2018	W/R	VANHOUTEN, JON	250.00	02/13/2018
081616	02/06/2018	W/R	KAHL'S TELECOMMUNICATIONS	120.00	02/12/2018
081617	02/06/2018	W/R	HEIMANN, KAYLA	193.31	02/13/2018
081618	02/06/2018	W/R	KELL ACE HARDWARE	87.83	02/13/2018
081619	02/06/2018	W/R	LEXINGTON BOARD OF ED.	70.82	02/08/2018
081620	02/06/2018	W/R	TOMMELLEO, LOUIS MICHAEL	125.00	02/16/2018
081621	02/06/2018	W/R	GOTTSCHLING, MARTIN	139.83	02/16/2018
081622	02/06/2018	W/R	MEDCENTRAL PEDIATRIC THERAPY	37,360.00	02/14/2018
081623	02/06/2018	W/R	WHEELER, MEGHAN	100.00	02/20/2018
081624	02/06/2018	W/R	SHAFFER, MICHELLE	94.31	02/21/2018
081625	02/06/2018	W/R	MID-OHIO ED. SERVICE CENTER	540.00	02/12/2018
081626	02/06/2018	W/R	MVD SPORTS	86.65	02/13/2018
081627	02/06/2018	W/R	ACORN DISTRIBUTORS, INC.	669.38	02/15/2018
081628	02/06/2018	W/W	OMEA	420.00	
081629	02/06/2018	W/R	PHONAK LLC	2,124.60	02/14/2018
081630	02/06/2018	W/R	PIONEER CAREER & TECHNOLOGY	38.00	02/13/2018
081631	02/06/2018	W/R	QUENCH	38.00	02/13/2018
081632	02/06/2018	W/R	RENHILL GROUP, INC.	5,039.04	02/13/2018
081633	02/06/2018	W/R	SCHMIDT SECURITY	120.00	02/13/2018
081634	02/06/2018	W/R	SCHOOL SPECIALTY INC.	104.46	02/13/2018
081635	02/06/2018	W/R	SHELBY CITY SCHOOLS	200.00	02/12/2018
081636	02/06/2018	W/R	STANDARD PLUMBING & HEATING CO	225.00	02/13/2018
081637	02/06/2018	W/R	COULTER, SUSAN	300.00	02/21/2018
081638	02/06/2018	W/R	OHIO BUREAU OF CRIMINAL IDENT.	190.00	02/15/2018
081639	02/06/2018	W/R	WEAVER, TROY J	250.00	02/26/2018
081640	02/08/2018	W/R	MACK, HEIDI	150.00	02/13/2018
081641	02/08/2018	W/R	LOWE'S HOME CENTER	217.83	02/14/2018
081642	02/09/2018	W/R	OTTERBEIN UNIVERSITY	320.00	02/21/2018
081643	02/12/2018	W/R	NICKLES BAKERY	984.56	02/20/2018
081644	02/12/2018	W/R	BRIDGEWAY ACADEMY	4,596.00	02/23/2018
081645	02/12/2018	W/R	CDI COMPUTERS DEALERS INC.	478.00	02/22/2018
081646	02/12/2018	W/R	CDW-G	783.72	02/20/2018
081647	02/12/2018	W/R	CHARLES RITTER CO.	79.48	02/16/2018
081648	02/12/2018	W/R	CLEARWATER SYSTEMS	89.70	02/20/2018
081649	02/12/2018	W/R	CLEVELAND CLINIC CHILDREN'S	2,020.25	02/16/2018
081650	02/12/2018	W/R	COLE DISTRIBUTING	278.94	02/20/2018
081651	02/12/2018	W/R	CULLIGAN QUALITY WATER	37.00	02/21/2018
081652	02/12/2018	W/R	BAKER, DARLA M	27.88	02/14/2018
081653	02/12/2018	W/R	DELL MARKETING L.P.	1,500.00	02/16/2018

Check#	Check Date	Org Sta	Vendor Paid	Check Amount	Status Date
081654	02/12/2018	W/R	MARIKIS, DENNIS	9,800.00	02/21/2018
081655	02/12/2018	W/R	HEALTHCARE BILLING SERVICES	18.03	02/21/2018
081656	02/12/2018	W/R	VANHOUTEN, JON	125.00	02/20/2018
081657	02/12/2018	W/R	LEXINGTON HIGH SCHOOL	54.58	02/14/2018
081658	02/12/2018	W/R	BRIDGEMAN, MARY	34.00	02/23/2018
081659	02/12/2018	W/W	MOLDLAB, LLC	525.00	
081660	02/12/2018	W/R	MT BUSINESS TECHNOLOGIES, INC.	44.81	02/16/2018
081661	02/12/2018	W/R	NOVA LUNA EDUC & CONSULTING	972.00	02/20/2018
081662	02/12/2018	W/R	OHIO SCHOOL BD. ASSOC.	255.00	02/22/2018
081663	02/12/2018	W/R	QUENCH	38.00	02/21/2018
081664	02/12/2018	W/R	RC THERAPY SERVICES, INC.	7,986.75	02/20/2018
081665	02/12/2018	W/R	REINDL SPRING SERVICE	267.00	02/20/2018
081666	02/12/2018	W/R	RICHLAND CO. HEALTH DEPT	1,243.25	02/20/2018
081667	02/12/2018	W/R	SMITHFOODS, INC	2,911.74	02/20/2018
081668	02/12/2018	W/R	SOCIAL THINKING	163.72	02/26/2018
081669	02/12/2018	W/R	STANTON SHEET MUSIC	299.36	02/20/2018
081670	02/12/2018	W/R	TEAM SPORTS, INC	986.00	02/21/2018
081671	02/12/2018	W/R	WEAVER, TROY J	125.00	02/26/2018
081672	02/12/2018	W/R	VILLAGE OF LEXINGTON	7,369.88	02/21/2018
081673	02/13/2018	W/W	HOLIDAY INN EXPRESS	1,207.24	
081674	02/13/2018	W/R	HAYES, JAMES	582.21	02/20/2018
081675	02/13/2018	W/R	HEIMANN, KAYLA	450.00	02/15/2018
081676	02/13/2018	W/W	ROTH, ROB	30.00	
081677	02/15/2018	B/R	MORANDO, ELIZABETH	20.00	02/21/2018
081678	02/15/2018	B/R	GALLAGHER, KELLY	33.00	02/28/2018
081679	02/15/2018	B/R	LIPPS, JOSHUA	30.00	02/26/2018
081680	02/16/2018	W/R	A.B.L.E.	375.00	02/28/2018
081681	02/16/2018	W/R	AMAZON.COM/ AMEX	25.98	02/26/2018
081682	02/16/2018	W/W	SMITH, ASHLEY	16.00	
081683	02/16/2018	W/R	CARDINAL BUS SALES & SERVICE	253.54	02/23/2018
081684	02/16/2018	W/R	CDI COMPUTERS DEALERS INC.	160.00	02/27/2018
081685	02/16/2018	W/R	CHARLES RITTER CO.	217.62	02/22/2018
081686	02/16/2018	W/R	CLEARWATER SYSTEMS	29.90	02/27/2018
081687	02/16/2018	W/W	SPELLING OUT DYSLEXIA	250.00	
081688	02/16/2018	W/W	NORTH CENTRAL STATE COLLEGE	5,227.66	
081689	02/16/2018	W/W	FLUENCY MATTERS	129.00	
081690	02/16/2018	W/R	FEUCHT, STEVEN G	191.44	02/27/2018
081691	02/16/2018	W/R	GUILFORD PRESS	578.00	02/28/2018
081692	02/16/2018	W/R	HIGH SCHOOL AD NETWORK LLC	32.00	02/28/2018
081693	02/16/2018	W/R	IMPERIAL AUTISM CONNECTIONS	25.00	02/23/2018
081694	02/16/2018	W/W	BRANE, JENNIFER	96.69	
081695	02/16/2018	W/R	ROBERTS, JOE	8.99	02/21/2018
081696	02/16/2018	W/R	VANHOUTEN, JON	250.00	02/23/2018
081697	02/16/2018	W/R	JOSTEN'S	8.26	02/26/2018
081698	02/16/2018	W/R	KIMBALL MIDWEST	82.41	02/26/2018
081699	02/16/2018	W/R	KROGER COMPANY	20.47	02/23/2018
081700	02/16/2018	W/R	LAGUNA CLAY COMPANY	1,704.51	02/27/2018
081701	02/16/2018	W/R	LIVING HISTORY PRODUCTIONS	300.00	02/23/2018
081702	02/16/2018	W/R	TOMMELLEO, LOUIS MICHAEL	125.00	02/23/2018
081703	02/16/2018	W/R	MANSFIELD AUTO PARTS	2,791.39	02/26/2018
081704	02/16/2018	W/R	METROPOLITAN EDUCATIONAL	1,070.49	02/27/2018
081705	02/16/2018	W/R	MID-OHIO AUTO REPAIR	3,800.46	02/26/2018

Check#	Check Date	Org Sta	Vendor Paid	Check Amount	Status Date
081706	02/16/2018	W/R	MID-OHIO ED. SERVICE CENTER	556.00	02/22/2018
081707	02/16/2018	W/R	NEWS JOURNAL	77.90	02/26/2018
081708	02/16/2018	W/R	NORTH CENTRAL OHIO ESC	588.00	02/23/2018
081709	02/16/2018	W/R	SCHOOL HEALTH CORP.	602.27	02/26/2018
081710	02/16/2018	W/R	GRIFFITH, SHELLEY	44.75	02/26/2018
081711	02/16/2018	W/R	SMETZ'S TIRE SERVICE CENTER	630.04	02/26/2018
081712	02/16/2018	W/R	STANTON SHEET MUSIC	108.60	02/28/2018
081713	02/16/2018	W/R	STOODTS MARKET	169.24	02/23/2018
081714	02/16/2018	W/R	THE CENTER FOR INDIVIDUAL &	360.00	02/26/2018
081715	02/16/2018	W/R	WEAVER, TROY J	250.00	02/26/2018
081716	02/16/2018	W/R	TRUCK SALES & SERVICE, INC.	1,512.80	02/23/2018
081717	02/16/2018	W/R	WARD'S NATURAL SCIENCE	281.52	02/23/2018
081718	02/19/2018	W/R	HAYES, JAMES	776.28	02/28/2018
081719	02/19/2018	W/R	HEIMANN, KAYLA	475.00	02/22/2018
081720	02/19/2018	W/R	POST MASTER	629.07	02/26/2018
081721	02/19/2018	W/R	ROTH, ROB	100.00	02/20/2018
081722	02/19/2018	W/R	LONG, ROGER	110.00	02/26/2018
081723	02/19/2018	W/W	SLEEP INN	449.34	
081724	02/19/2018	W/R	NATIONAL ACADEMIC CHALLENGE	600.00	02/27/2018
081725	02/20/2018	W/R	HEATH, ANDREW	120.00	02/23/2018
081726	02/20/2018	W/R	COURTYARD BY MARRIOTT	2,166.92	02/23/2018
081727	02/20/2018	W/R	HEIMANN, KAYLA	285.00	02/22/2018
081728	02/20/2018	B/V	BAMMANN, STEPHANIE	20.00	02/22/2018
081729	02/20/2018	B/B	SHECK, KELLY	40.00	
081730	02/20/2018	B/B	ELGIN, AMY	20.00	
081731	02/20/2018	B/B	WEBEL, MICHELLE	20.00	
081732	02/22/2018	W/R	20th Century Lanes	160.00	02/28/2018
081733	02/23/2018	W/W	A.B.L.E.	1,250.00	
081734	02/23/2018	W/W	CRIST, ALYSSA	1,200.00	
081735	02/23/2018	W/W	SHELDON, AMANDA	100.00	
081736	02/23/2018	W/W	CARDINAL BUS SALES & SERVICE	241.66	
081737	02/23/2018	W/W	CBIZ BENEFITS & INSURANCE	2,750.00	
081738	02/23/2018	W/W	CDW-G	802.39	
081739	02/23/2018	W/W	CHARLES RITTER CO.	19.04	
081740	02/23/2018	W/W	CRANK, CHRISTOPHER	80.00	
081741	02/23/2018	W/W	CITIZEN X, INC/PEN OHIO	400.00	
081742	02/23/2018	W/W	CLEVELAND CLINIC CHILDREN'S	2,433.00	
081743	02/23/2018	W/W	COLE DISTRIBUTING	17,362.50	
081744	02/23/2018	W/W	COLES ENERGY, INC.	379.44	
081745	02/23/2018	W/W	COLUMBIA GAS OF OHIO	3,917.33	
081746	02/23/2018	W/W	BR BLEACHERS	1,000.00	
081747	02/23/2018	W/W	DELL MARKETING L.P.	119.98	
081748	02/23/2018	W/W	SPELLING OUT DYSLEXIA	250.00	
081749	02/23/2018	W/W	FALLON RESEARCH AND	13,000.00	
081750	02/23/2018	W/W	FAMOUS ENTERPRISES, INC.	856.35	
081751	02/23/2018	W/W	FRONT & CENTER TURF	8,332.00	
081752	02/23/2018	W/W	FURBAY/MANSFIELD ELECTRIC	378.82	
081753	02/23/2018	W/W	GILBARCO INC.	30.00	
081754	02/23/2018	W/W	GRAINGER	19.92	
081755	02/23/2018	W/W	HD SUPPLY FACILITIES	148.14	
081756	02/23/2018	W/W	HOLLY'S BOOK RACK	473.00	
081757	02/23/2018	W/W	ITsavvy	2,039.57	

Date: 3/02/2018

C H E C K R E G I S T E R
Processing Month: February 2018
LEXINGTON LOCAL SCHOOLS

Page: 4
(CHKREG)

Check#	Check Date	Org Sta	Vendor Paid	Check Amount	Status Date
081758	02/23/2018	W/W	J & B ACCOUSTICAL	30.00	
081759	02/23/2018	W/R	SCHMIDT, JAY- NON 1099	24.95	02/28/2018
081760	02/23/2018	W/W	VANHOUTEN, JON	125.00	
081761	02/23/2018	W/W	GUY, KATHERINE	88.60	
081762	02/23/2018	W/W	WEIDIG, KATHY	434.73	
081763	02/23/2018	W/W	KELL ACE HARDWARE	123.07	
081764	02/23/2018	W/W	LEXINGTON LOCAL SCHOOLS	466.00	
081765	02/23/2018	W/W	TOMMELLEO, LOUIS MICHAEL	125.00	
081766	02/23/2018	W/W	MADISON LOCAL SCHOOLS	75.00	
081767	02/23/2018	W/W	MANSFIELD AUTO PARTS	386.38	
081768	02/23/2018	W/W	HALLABRIN, MARYANN	11.76	
081769	02/23/2018	W/W	HASSMANN, MELISSA	445.95	
081770	02/23/2018	W/W	MID-OHIO ED. SERVICE CENTER	82.00	
081771	02/23/2018	W/V	QUESTIONS UNLIMITED	60.00	02/26/2018
081772	02/23/2018	W/W	OAAFEP	475.00	
081773	02/23/2018	W/W	OHIO HIGH SCHOOL ATH. ASSOC.	240.00	
081774	02/23/2018	W/W	OHIO.NET INTERNET PROVIDERS	400.12	
081775	02/23/2018	W/W	ORIENTAL TRADING COMPANY	156.08	
081776	02/23/2018	W/W	HENKELS, PETER	459.49	
081777	02/23/2018	W/W	PIONEER CAREER & TECHNOLOGY	51.00	
081778	02/23/2018	W/W	PLUMMASTER, INC.	508.14	
081779	02/23/2018	W/W	RUMPKE	824.15	
081780	02/23/2018	W/W	SAFELITE AUTO GLASS	209.95	
081781	02/23/2018	W/W	SCHMIDT SECURITY	1,270.00	
081782	02/23/2018	W/W	HOLLOWAY, SHEILA	1,364.40	
081783	02/23/2018	W/W	SHERWIN-WILLIAMS	38.14	
081784	02/23/2018	W/W	SIEMENS INDUSTRY, INC.	765.00	
081785	02/23/2018	W/W	SIESEL DISTRIBUTING, LLC	1,392.45	
081786	02/23/2018	W/W	STANTON SHEET MUSIC	53.95	
081787	02/23/2018	W/W	SunGraphics, Inc.	2,316.93	
081788	02/23/2018	W/W	TERRACYCLE INC	429.00	
081789	02/23/2018	W/W	TOM MILLER GRAPHIC DESIGN	800.00	
081790	02/23/2018	W/W	TREASURER, STATE OF OHIO	78.25	
081791	02/23/2018	W/W	WEAVER, TROY J	125.00	
081792	02/23/2018	W/W	VERIZON WIRELESS	924.04	
081793	02/23/2018	W/W	WALKER BROTHERS LEXINGTON, LLC	1,603.50	
081794	02/23/2018	W/R	WILKINS, ZAK	214.82	02/28/2018
081795	02/26/2018	W/W	HAYES, JAMES	582.21	
081796	02/26/2018	W/W	QUESTIONS UNLIMITED	60.00	
081797	02/27/2018	W/W	HEATH, ANDREW	135.00	
081798	02/27/2018	W/W	LONG, ROGER	110.00	
081799	02/27/2018	W/W	HAMILTON, SCOTT	120.00	
081800	02/27/2018	W/W	STAR LANES AT THE HARBOR	80.00	
081801	02/28/2018	W/W	AMERICAN ELECTRIC POWER	43,596.54	
081802	02/28/2018	W/V	AWARDSMITH	984.50	02/28/2018
081803	02/28/2018	W/W	CARDINAL BUS SALES & SERVICE	253.54	
081804	02/28/2018	W/W	DIRECT ENERGY BUSINESS MARKETI	9,153.08	
081805	02/28/2018	W/W	ECONOLOGDE HOTEL	240.00	
081806	02/28/2018	W/W	SPELLING OUT DYSLEXIA	375.00	
081807	02/28/2018	W/W	MEDCENTRAL PEDIATRIC THERAPY	51,000.00	
081808	02/28/2018	W/W	STAPLES, MITCHELL L	340.00	
081809	02/28/2018	W/W	OHIO ASSOCIATION FOR PUPIL	350.00	

Date: 3/02/2018

C H E C K R E G I S T E R
Processing Month: February 2018
LEXINGTON LOCAL SCHOOLS

Page: 5
(CHKREG)

Check#	Check Date	Org Sta	Vendor Paid	Check Amount	Status Date
081810	02/28/2018	W/V	RENHILL GROUP, INC.	13,900.87	02/28/2018
081811	02/28/2018	W/W	RICHLAND NEWHOPE CENTER	4,680.50	
081812	02/28/2018	W/W	LEXINGTON ATHLETIC DEPT.	2,455.00	
081813	02/28/2018	W/W	RENHILL GROUP, INC.	10,038.70	
691112	02/05/2018	C/R	LEXINGTON SCHOOLS - PAYROLL	547,222.88	02/05/2018
691113	02/09/2018	M/M	GORDON FOOD SERVICE	17,702.92	
691114	02/14/2018	M/M	MEMO-S.E.R.S.	2,848.55	
691115	02/14/2018	M/M	MEMO-S.T.R.S.	6,725.07	
691116	02/20/2018	C/R	LEXINGTON SCHOOLS - PAYROLL	554,148.34	02/20/2018
691117	02/15/2018	M/M	LEXINGTON SCHOOLS - PAYROLL	14,779.23	
691118	02/16/2018	M/M	MEMO-S.E.R.S.	2,861.71	
691119	02/16/2018	M/M	MEMO-S.T.R.S.	6,725.07	
691120	02/16/2018	M/M	ANTHEM BENEFIT SERVICES	360,554.64	
691121	02/20/2018	C/R	LEXINGTON SCHOOLS - PAYROLL	415.11	02/20/2018
691122	02/22/2018	M/M	LEXINGTON SCHOOLS - PAYROLL	6.02	
691123	02/28/2018	M/M	MEMO-MID OHIO ESC	5,560.18	
691124	02/28/2018	M/M	MEMO-S.E.R.S.	43,552.00	
691125	02/28/2018	M/M	MEMO-S.T.R.S.	114,500.00	
Total Checks Issued				\$ 2,025,120.82	

TRANS NO	ITEM NO	TRANS DATE	STS	DESCRIPTION OR SOURCE	TI	FUND	RCPT	SPCC	SUBJ	OPU	TRANS AMOUNT
071858	0001	02/16/2018	A	Prop Tax Adv - Richland Genera	03	001	1111	0000	000000	000	910,507.50
071858	0002	02/16/2018	A	Prop Tax Adv Richland Emerg	03	001	1111	0000	000000	000	484,123.50
RCPT CODE SUB-TOTAL:											1,394,631.00
071821	0001	02/01/2018	A	Preschool tuition	03	001	1211	0000	000000	500	100.00
071827	0001	02/09/2018	A	Preschool tuition	03	001	1211	0000	000000	500	700.00
071841	0001	02/13/2018	A	Preschool tuition	03	001	1211	0000	000000	500	200.00
071845	0001	02/14/2018	A	Preschool tuition	03	001	1211	0000	000000	500	200.00
071848	0001	02/15/2018	A	Preschool tuition	03	001	1211	0000	000000	500	100.00
071853	0001	02/16/2018	A	Tuition	03	001	1211	0000	000000	000	617.81
071855	0001	02/16/2018	A	Preschool tuition	03	001	1211	0000	000000	500	100.00
071872	0001	02/20/2018	A	Preschool tuition	03	001	1211	0000	000000	500	250.00
071885	0001	02/21/2018	A	Preschool tuition	03	001	1211	0000	000000	500	400.00
071887	0001	02/21/2018	A	Tuition pymt	03	001	1211	0000	000000	000	1,235.62
071901	0001	02/22/2018	A	Preschool tuition	03	001	1211	0000	000000	500	300.00
071909	0001	02/23/2018	A	Preschool tuition	03	001	1211	0000	000000	500	1,575.00
071917	0001	02/28/2018	A	Tuition pymt	03	001	1211	0000	000000	000	615.00
071931	0001	02/28/2018	A	Preschool tuition	03	001	1211	0000	000000	500	700.00
RCPT CODE SUB-TOTAL:											7,093.43
071918	0002	02/28/2018	A	Columbus City excess costs	03	001	1221	0000	000000	000	2,578.42
RCPT CODE SUB-TOTAL:											2,578.42
071796	0012	02/09/2018	A	Open Enrollment Revenue	03	001	1227	0000	000000	000	30.17
071890	0012	02/23/2018	A	Open Enrollment Revenue	03	001	1227	0000	000000	000	30.17
RCPT CODE SUB-TOTAL:											60.34
071934	0001	02/28/2018	A	Richland Bank Interest	03	001	1410	0000	000000	000	8,386.04
RCPT CODE SUB-TOTAL:											8,386.04
071828	0001	02/09/2018	A	SummerPE	03	001	1740	0000	080999	100	3,600.00
071844	0001	02/14/2018	A	Western school fees	03	001	1740	0000	000000	500	20.00
071797	0001	02/15/2018	B	RE-ISSUE FEE REFUND/GABBY	03	001	1740	0000	000000	100	20.00-
071798	0001	02/15/2018	B	RE-ISSUE FEE REFUND-MOLLY	03	001	1740	0000	000000	100	33.00-
071799	0001	02/15/2018	B	RE-ISSUE FEE REFUND-LIAM	03	001	1740	0000	000000	500	30.00-
071847	0001	02/15/2018	A	Summer PE	03	001	1740	0000	080999	100	2,700.00
071850	0001	02/15/2018	A	CCP Tuition pymt	03	001	1740	0000	000000	100	200.00
071859	0001	02/20/2018	B	FEE REFUND- BLAKE	03	001	1740	0000	000000	100	20.00-
071860	0001	02/20/2018	B	FEE REFUND-AMBROSE ADAMS	03	001	1740	0000	000000	100	40.00-

STATUS (STS) CODES:

A-RECEIPT B-REFUND OF RECEIPT V-VOID REFUND OF RECEIPT X-REDUCTION OF EXPENDITURE
 C-APPROPRIATION OR BUDGET MODIFICATIONS D-EXPENSE/SUPPLIES DISTRIBUTION F-FUND TO FUND TRANSFER

TRANS NO	ITEM NO	TRANS DATE	STS	DESCRIPTION OR SOURCE	TI	FUND	RCPT	SPCC	SUBJ	OPU	TRANS AMOUNT
071861	0001	02/20/2018	B	FEE REFUND/BEN	03	001	1740	0000	000000	100	20.00-
071862	0001	02/20/2018	B	FEE REFUND/LOGAN	03	001	1740	0000	000000	100	20.00-
071873	0003	02/20/2018	A	School fees	03	001	1740	0000	000000	400	28.00
071878	0001	02/20/2018	A	CCP Tuition pymt	03	001	1740	0000	000000	100	117.00
071879	0001	02/20/2018	A	Western school fees	03	001	1740	0000	000000	500	20.00
071888	0001	02/21/2018	A	Summer PE	03	001	1740	0000	080999	100	1,700.00
071859	0001	02/22/2018	V	FEE REFUND- BLAKE	03	001	1740	0000	000000	100	20.00
071904	0001	02/23/2018	A	Eastern school fees	03	001	1740	0000	000000	300	90.00
071906	0001	02/23/2018	A	Summer PE	03	001	1740	0000	080999	100	900.00
071908	0001	02/23/2018	A	Western school fees	03	001	1740	0000	000000	500	20.00
071920	0001	02/28/2018	A	HS Fees - Pay For It	03	001	1740	0000	000000	100	82.00
071920	0002	02/28/2018	A	Central Fees - Pay For It	03	001	1740	0000	000000	400	90.00
071920	0003	02/28/2018	A	Jr High Fees - Pay For It	03	001	1740	0000	000000	400	28.00
071920	0004	02/28/2018	A	Eastern Fees - Pay For It	03	001	1740	0000	000000	400	30.00
071920	0005	02/28/2018	A	Western Fees - Pay For It	03	001	1740	0000	000000	400	30.00
071933	0001	02/28/2018	A	Western school fees	03	001	1740	0000	000000	500	20.00
RCPT CODE SUB-TOTAL:											9,512.00
071801	0001	02/02/2018	A	Jan 11 deposit	03	001	1890	0000	000000	000	850.01-
071819	0001	02/06/2018	A	Tech recycling	03	001	1890	0000	000000	000	43.00
071919	0004	02/28/2018	A	Girls Sec Tou Reimb Cust Bene	03	001	1890	0000	000000	000	73.53
RCPT CODE SUB-TOTAL:											733.48-
071796	0001	02/09/2018	A	Opportunity Grant	03	001	3110	0000	000000	000	300,271.33
071796	0002	02/09/2018	A	Targeted Assistance	03	001	3110	0000	000000	000	30,928.86
071796	0003	02/09/2018	A	K-3 Literacy Funding	03	001	3110	0000	000000	000	5,447.86
071796	0005	02/09/2018	A	Limited English Prof Funding	03	001	3110	0000	000000	000	120.83
071796	0006	02/09/2018	A	Gifted Education Funding	03	001	3110	0000	000000	000	4,985.96
071796	0007	02/09/2018	A	Transportation	03	001	3110	0000	000000	000	23,819.22
071796	0008	02/09/2018	A	Special Education Funding	03	001	3110	0000	000000	000	43,523.42
071796	0010	02/09/2018	A	Preschool Special Educ Funding	03	001	3110	0000	000000	000	5,137.37
071796	0011	02/09/2018	A	Special Educ Transportation	03	001	3110	0000	000000	000	1,782.45
071890	0001	02/23/2018	A	Opportunity Grant	03	001	3110	0000	000000	000	300,366.70
071890	0002	02/23/2018	A	Targeted Assistance	03	001	3110	0000	000000	000	33,033.70
071890	0003	02/23/2018	A	K-3 Literacy Funding	03	001	3110	0000	000000	000	5,430.06
071890	0005	02/23/2018	A	Limited English Prof Funding	03	001	3110	0000	000000	000	121.11
071890	0006	02/23/2018	A	Gifted Education Funding	03	001	3110	0000	000000	000	4,992.87
071890	0007	02/23/2018	A	Transportation	03	001	3110	0000	000000	000	23,119.01
071890	0008	02/23/2018	A	Special Education Funding	03	001	3110	0000	000000	000	43,630.05
071890	0010	02/23/2018	A	Preschool Special Educ Funding	03	001	3110	0000	000000	000	5,181.27
071890	0011	02/23/2018	A	Special Educ Transportation	03	001	3110	0000	000000	000	1,699.25
RCPT CODE SUB-TOTAL:											833,591.32

STATUS (STS) CODES:
 A-RECEIPT B-REFUND OF RECEIPT V-VOID REFUND OF RECEIPT X-REDUCTION OF EXPENDITURE
 C-APPROPRIATION OR BUDGET MODIFICATIONS D-EXPENSE/SUPPLIES DISTRIBUTION F-FUND TO FUND TRANSFER

DATE: 03/02/2018
TIME: 08:30

LEXINGTON LOCAL SCHOOLS
TRANS. BY FUND/RCPT, ALL FUNDS
DATES 02/01/2018 THRU 02/28/2018
SORTED BY TRANSACTION DATE

PAGE: 3
(RECELD)

TRANS NO	ITEM NO	TRANS DATE	STS	DESCRIPTION OR SOURCE	TI	FUND	RCPT	SPCC	SUBJ	OPU	TRANS AMOUNT
071796	0004	02/09/2018	A	Economic Disadvantaged Funding	03	001	3211	0000	000000	000	2,355.45
071890	0004	02/23/2018	A	Economic Disadvantaged Funding	03	001	3211	0000	000000	000	2,265.26
RCPT CODE SUB-TOTAL:											4,620.71
071796	0009	02/09/2018	A	Career Tech Education Funding	03	001	3219	0000	000000	000	494.45
071890	0009	02/23/2018	A	Career Tech Education Funding	03	001	3219	0000	000000	000	2,160.71
RCPT CODE SUB-TOTAL:											2,655.16
071929	0001	02/28/2018	A	MEDICAID Recd -2/23	03	001	3300	0000	000000	000	481.94
071929	0002	02/28/2018	A	MEDICAID Recd 2/18	03	001	3300	0000	000000	000	185.20
071929	0003	02/28/2018	A	MEDICAID Recd 2/8	03	001	3300	0000	000000	000	601.21
071929	0004	02/28/2018	A	MEDICAID recd 2/1	03	001	3300	0000	000000	000	289.74
RCPT CODE SUB-TOTAL:											1,558.09
071836	0005	02/12/2018	A	Grainger Refund	03	001	5300	0000	000000	000	1,525.91
RCPT CODE SUB-TOTAL:											1,525.91
FUND CODE SUB-TOTAL:											2,265,478.94
071858	0003	02/16/2018	A	Prop Tax Adv Richland Perm Imp	03	003	1111	0000	006000	000	85,869.00
RCPT CODE SUB-TOTAL:											85,869.00
FUND CODE SUB-TOTAL:											85,869.00
071934	0004	02/28/2018	A	Richland Bank Interest	03	006	1410	0000	000000	000	0.00
RCPT CODE SUB-TOTAL:											0.00
071800	0026	02/02/2018	A	HS Breakfast	03	006	1511	0000	000000	100	30.30
071800	0027	02/02/2018	A	Jr. Hi Breakfast	03	006	1511	0000	000000	200	10.30
071800	0028	02/02/2018	A	Eastern Breakfast	03	006	1511	0000	000000	300	21.90
071800	0029	02/02/2018	A	Central Breakfast	03	006	1511	0000	000000	400	31.40
071800	0030	02/02/2018	A	Western Breakfast	03	006	1511	0000	000000	500	23.25
071829	0026	02/09/2018	A	HS Breakfast	03	006	1511	0000	000000	100	75.05
071829	0027	02/09/2018	A	Jr. Hi Breakfast	03	006	1511	0000	000000	200	19.70
071829	0028	02/09/2018	A	Eastern Breakfast	03	006	1511	0000	000000	300	27.00
071829	0029	02/09/2018	A	Central Breakfast	03	006	1511	0000	000000	400	27.90

STATUS (STS) CODES:
A-RECEIPT B-REFUND OF RECEIPT V-VOID REFUND OF RECEIPT X-REDUCTION OF EXPENDITURE
C-APPROPRIATION OR BUDGET MODIFICATIONS D-EXPENSE/SUPPLIES DISTRIBUTION F-FUND TO FUND TRANSFER

TRANS NO	ITEM NO	TRANS DATE	STS DESCRIPTION OR SOURCE	TI	FUND	RCPT	SPCC	SUBJ	DFU	TRANS AMOUNT
071829	0030	02/09/2018	A Western Breakfast	03	006	1511	0000	000000	500	15.60
071865	0026	02/16/2018	A HS Breakfast	03	006	1511	0000	000000	100	98.70
071865	0027	02/16/2018	A Jr. Hi Breakfast	03	006	1511	0000	000000	200	28.05
071865	0028	02/16/2018	A Eastern Breakfast	03	006	1511	0000	000000	300	61.50
071865	0029	02/16/2018	A Central Breakfast	03	006	1511	0000	000000	400	57.00
071865	0030	02/16/2018	A Western Breakfast	03	006	1511	0000	000000	500	36.70
071911	0026	02/23/2018	A HS Breakfast	03	006	1511	0000	000000	100	80.75
071911	0027	02/23/2018	A Jr. Hi Breakfast	03	006	1511	0000	000000	200	22.95
071911	0028	02/23/2018	A Eastern Breakfast	03	006	1511	0000	000000	300	57.70
071911	0029	02/23/2018	A Central Breakfast	03	006	1511	0000	000000	400	59.30
071911	0030	02/23/2018	A Western Breakfast	03	006	1511	0000	000000	500	76.40
071923	0026	02/28/2018	A HS Breakfast	03	006	1511	0000	000000	100	84.30
071923	0027	02/28/2018	A Jr. Hi Breakfast	03	006	1511	0000	000000	200	11.55
071923	0028	02/28/2018	A Eastern Breakfast	03	006	1511	0000	000000	300	36.30
071923	0029	02/28/2018	A Central Breakfast	03	006	1511	0000	000000	400	28.80
071923	0030	02/28/2018	A Western Breakfast	03	006	1511	0000	000000	500	41.70
RCPT CODE SUB-TOTAL:										1,064.10
071802	0001	02/01/2018	A Returned Ck KP	03	006	1512	0000	000000	100	30.00-
071800	0001	02/02/2018	A HS Stu. Type A	03	006	1512	0000	000000	100	1,060.80
071800	0005	02/02/2018	A HS ROA Stu. Type A	03	006	1512	0000	000000	100	595.75-
071800	0006	02/02/2018	A Jr Hi Stu. Type A	03	006	1512	0000	000000	200	533.35
071800	0010	02/02/2018	A Jr. Hi ROA Stu Type A	03	006	1512	0000	000000	200	542.95-
071800	0011	02/02/2018	A Eastern Stu. Type A	03	006	1512	0000	000000	300	549.05
071800	0015	02/02/2018	A Eastern ROA Stu. Type A	03	006	1512	0000	000000	300	275.71-
071800	0016	02/02/2018	A Central Stu. Type A	03	006	1512	0000	000000	400	424.95
071800	0020	02/02/2018	A Central ROA Stu. Type A	03	006	1512	0000	000000	400	237.75-
071800	0021	02/02/2018	A Western Stu. Type A	03	006	1512	0000	000000	500	380.85
071800	0025	02/02/2018	A Western ROA Stu. Type A	03	006	1512	0000	000000	500	309.55-
071803	0001	02/02/2018	A Returned Ck KP	03	006	1512	0000	000000	200	30.00-
071818	0001	02/08/2018	A Returned Check IL	03	006	1512	0000	000000	500	22.00-
071824	0001	02/09/2018	A Reimb returned ck KP	03	006	1512	0000	000000	100	30.00
071829	0001	02/09/2018	A HS Stu. Type A	03	006	1512	0000	000000	100	1,544.40
071829	0005	02/09/2018	A HS ROA Stu. Type A	03	006	1512	0000	000000	100	568.03-
071829	0006	02/09/2018	A Jr Hi Stu. Type A	03	006	1512	0000	000000	200	690.25
071829	0010	02/09/2018	A Jr. Hi ROA Stu Type A	03	006	1512	0000	000000	200	368.80-
071829	0011	02/09/2018	A Eastern Stu. Type A	03	006	1512	0000	000000	300	742.25
071829	0015	02/09/2018	A Eastern ROA Stu. Type A	03	006	1512	0000	000000	300	368.97-
071829	0016	02/09/2018	A Central Stu. Type A	03	006	1512	0000	000000	400	625.85
071829	0020	02/09/2018	A Central ROA Stu. Type A	03	006	1512	0000	000000	400	389.57-
071829	0021	02/09/2018	A Western Stu. Type A	03	006	1512	0000	000000	500	598.55
071829	0025	02/09/2018	A Western ROA Stu. Type A	03	006	1512	0000	000000	500	364.45-
071849	0001	02/13/2018	A Returned Check KP	03	006	1512	0000	000000	100	30.00-

STATUS (STS) CODES:

A-RECEIPT B-REFUND OF RECEIPT V-VOID REFUND OF RECEIPT X-REDUCTION OF EXPENDITURE
 C-APPROPRIATION OR BUDGET MODIFICATIONS D-EXPENSE/SUPPLIES DISTRIBUTION F-FUND TO FUND TRANSFER

TRANS NO	ITEM NO	TRANS DATE	STS	DESCRIPTION OR SOURCE	TI	FUND	RCPT	SPCC	SUBJ	OPU	TRANS AMOUNT
071882	0001	02/15/2018	A	Reimb NSF ck	03	006	1512	0000	000000	100	25.00
071893	0001	02/15/2018	A	Returned Ck KP	03	006	1512	0000	000000	200	20.00-
071863	0001	02/16/2018	A	Reimb for NSF Check IL	03	006	1512	0000	000000	500	22.00
071864	0001	02/16/2018	A	Reimb for Returned ck KP	03	006	1512	0000	000000	200	60.00
071864	0002	02/16/2018	A	Reimb for Returned ck KP	03	006	1512	0000	000000	100	30.00
071865	0001	02/16/2018	A	HS Stu. Type A	03	006	1512	0000	000000	100	2,651.85
071865	0005	02/16/2018	A	HS ROA Stu. Type A	03	006	1512	0000	000000	100	1,532.25-
071865	0006	02/16/2018	A	Jr Hi Stu. Type A	03	006	1512	0000	000000	200	1,155.70
071865	0010	02/16/2018	A	Jr. Hi ROA Stu Type A	03	006	1512	0000	000000	200	542.45-
071865	0011	02/16/2018	A	Eastern Stu. Type A	03	006	1512	0000	000000	300	1,250.15
071865	0015	02/16/2018	A	Eastern ROA Stu. Type A	03	006	1512	0000	000000	300	868.00-
071865	0016	02/16/2018	A	Central Stu. Type A	03	006	1512	0000	000000	400	1,049.60
071865	0020	02/16/2018	A	Central ROA Stu. Type A	03	006	1512	0000	000000	400	581.15-
071865	0021	02/16/2018	A	Western Stu. Type A	03	006	1512	0000	000000	500	1,026.95
071865	0025	02/16/2018	A	Western ROA Stu. Type A	03	006	1512	0000	000000	500	614.55-
071911	0001	02/23/2018	A	HS Stu. Type A	03	006	1512	0000	000000	100	2,584.05
071911	0005	02/23/2018	A	HS ROA Stu. Type A	03	006	1512	0000	000000	100	819.44-
071911	0006	02/23/2018	A	Jr Hi Stu. Type A	03	006	1512	0000	000000	200	1,122.40
071911	0010	02/23/2018	A	Jr. Hi ROA Stu Type A	03	006	1512	0000	000000	200	803.55-
071911	0011	02/23/2018	A	Eastern Stu. Type A	03	006	1512	0000	000000	300	1,234.00
071911	0015	02/23/2018	A	Eastern ROA Stu. Type A	03	006	1512	0000	000000	300	414.64-
071911	0016	02/23/2018	A	Central Stu. Type A	03	006	1512	0000	000000	400	1,030.35
071911	0020	02/23/2018	A	Central ROA Stu. Type A	03	006	1512	0000	000000	400	550.33-
071911	0021	02/23/2018	A	Western Stu. Type A	03	006	1512	0000	000000	500	941.70
071911	0025	02/23/2018	A	Western ROA Stu. Type A	03	006	1512	0000	000000	500	636.30-
071920	0006	02/28/2018	A	HS Lunch - Pay For It	03	006	1512	0000	000000	100	4,759.65
071920	0007	02/28/2018	A	Jr High Lunch - Pay For It	03	006	1512	0000	000000	200	2,509.79
071920	0008	02/28/2018	A	Eastern Lunch - Pay For It	03	006	1512	0000	000000	300	2,423.14
071920	0009	02/28/2018	A	Central Lunch - Pay For It	03	006	1512	0000	000000	400	2,018.65
071920	0010	02/28/2018	A	Western Lunch - Pay For It	03	006	1512	0000	000000	500	2,226.25
071923	0001	02/28/2018	A	HS Stu. Type A	03	006	1512	0000	000000	100	1,606.60
071923	0005	02/28/2018	A	HS ROA Stu. Type A	03	006	1512	0000	000000	100	1,236.10-
071923	0006	02/28/2018	A	Jr Hi Stu. Type A	03	006	1512	0000	000000	200	734.50
071923	0010	02/28/2018	A	Jr. Hi ROA Stu Type A	03	006	1512	0000	000000	200	451.40-
071923	0011	02/28/2018	A	Eastern Stu. Type A	03	006	1512	0000	000000	300	750.85
071923	0015	02/28/2018	A	Eastern ROA Stu. Type A	03	006	1512	0000	000000	300	338.89-
071923	0016	02/28/2018	A	Central Stu. Type A	03	006	1512	0000	000000	400	670.25
071923	0020	02/28/2018	A	Central ROA Stu. Type A	03	006	1512	0000	000000	400	309.90-
071923	0021	02/28/2018	A	Western Stu. Type A	03	006	1512	0000	000000	500	664.55
071923	0025	02/28/2018	A	Western ROA Stu. Type A	03	006	1512	0000	000000	500	497.50-
RCPT CODE SUB-TOTAL:											25,378.30
071900	0003	02/02/2018	A	HS Stu. ALa Carte	03	006	1513	0000	000000	100	652.95

STATUS (STS) CODES:

A-RECEIPT B-REFUND OF RECEIPT V-VOID REFUND OF RECEIPT X-REDUCTION OF EXPENDITURE
 C-APPROPRIATION OR BUDGET MODIFICATIONS D-EXPENSE/SUPPLIES DISTRIBUTION F-FUND TO FUND TRANSFER

TRANS NO	ITEM NO	TRANS DATE	STS	DESCRIPTION OR SOURCE	TI	FUND	RCPT	SPCC	SUBJ	OPU	TRANS AMOUNT
071800	0008	02/02/2018	A	Jr. Hi Stu. Ala Carte	03	006	1513	0000	000000	200	229.25
071800	0013	02/02/2018	A	Eastern Stu. Ala Carte	03	006	1513	0000	000000	300	117.50
071800	0018	02/02/2018	A	Central Stu. Ala Carte	03	006	1513	0000	000000	400	48.50
071800	0023	02/02/2018	A	Western Stu. Ala Carte	03	006	1513	0000	000000	500	54.75
071829	0003	02/09/2018	A	HS Stu. Ala Carte	03	006	1513	0000	000000	100	800.95
071829	0008	02/09/2018	A	Jr. Hi Stu. Ala Carte	03	006	1513	0000	000000	200	226.85
071829	0013	02/09/2018	A	Eastern Stu. Ala Carte	03	006	1513	0000	000000	300	184.40
071829	0018	02/09/2018	A	Central Stu. Ala Carte	03	006	1513	0000	000000	400	70.50
071829	0023	02/09/2018	A	Western Stu. Ala Carte	03	006	1513	0000	000000	500	91.75
071865	0003	02/16/2018	A	HS Stu. Ala Carte	03	006	1513	0000	000000	100	1,523.20
071865	0008	02/16/2018	A	Jr. Hi Stu. Ala Carte	03	006	1513	0000	000000	200	413.70
071865	0013	02/16/2018	A	Eastern Stu. Ala Carte	03	006	1513	0000	000000	300	311.75
071865	0018	02/16/2018	A	Central Stu. Ala Carte	03	006	1513	0000	000000	400	113.50
071865	0023	02/16/2018	A	Western Stu. Ala Carte	03	006	1513	0000	000000	500	158.25
071911	0003	02/23/2018	A	HS Stu. Ala Carte	03	006	1513	0000	000000	100	1,518.10
071911	0008	02/23/2018	A	Jr. Hi Stu. Ala Carte	03	006	1513	0000	000000	200	445.40
071911	0013	02/23/2018	A	Eastern Stu. Ala Carte	03	006	1513	0000	000000	300	335.75
071911	0018	02/23/2018	A	Central Stu. Ala Carte	03	006	1513	0000	000000	400	132.25
071911	0023	02/23/2018	A	Western Stu. Ala Carte	03	006	1513	0000	000000	500	169.75
071923	0003	02/28/2018	A	HS Stu. Ala Carte	03	006	1513	0000	000000	100	931.30
071923	0008	02/28/2018	A	Jr. Hi Stu. Ala Carte	03	006	1513	0000	000000	200	231.45
071923	0013	02/28/2018	A	Eastern Stu. Ala Carte	03	006	1513	0000	000000	300	184.75
071923	0018	02/28/2018	A	Central Stu. Ala Carte	03	006	1513	0000	000000	400	74.25
071923	0023	02/28/2018	A	Western Stu. Ala Carte	03	006	1513	0000	000000	500	116.75
RCPT CODE SUB-TOTAL:											9,137.55
071800	0002	02/02/2018	A	HS Stu. Milk	03	006	1514	0000	000000	100	10.50
071800	0007	02/02/2018	A	Jr. Hi. Stu Milk	03	006	1514	0000	000000	200	1.50
071800	0012	02/02/2018	A	Eastern Stu. Milk	03	006	1514	0000	000000	300	2.50
071800	0017	02/02/2018	A	Central Stu. Milk	03	006	1514	0000	000000	400	3.50
071800	0022	02/02/2018	A	Western Stu. Milk	03	006	1514	0000	000000	500	5.00
071829	0002	02/09/2018	A	HS Stu. Milk	03	006	1514	0000	000000	100	16.50
071829	0007	02/09/2018	A	Jr. Hi. Stu Milk	03	006	1514	0000	000000	200	3.50
071829	0012	02/09/2018	A	Eastern Stu. Milk	03	006	1514	0000	000000	300	7.00
071829	0017	02/09/2018	A	Central Stu. Milk	03	006	1514	0000	000000	400	3.00
071829	0022	02/09/2018	A	Western Stu. Milk	03	006	1514	0000	000000	500	8.50
071865	0002	02/16/2018	A	HS Stu. Milk	03	006	1514	0000	000000	100	36.50
071865	0007	02/16/2018	A	Jr. Hi. Stu Milk	03	006	1514	0000	000000	200	5.00
071865	0012	02/16/2018	A	Eastern Stu. Milk	03	006	1514	0000	000000	300	5.50
071865	0017	02/16/2018	A	Central Stu. Milk	03	006	1514	0000	000000	400	7.50
071865	0022	02/16/2018	A	Western Stu. Milk	03	006	1514	0000	000000	500	15.00
071911	0002	02/23/2018	A	HS Stu. Milk	03	006	1514	0000	000000	100	36.00
071911	0007	02/23/2018	A	Jr. Hi. Stu Milk	03	006	1514	0000	000000	200	6.50

STATUS (STS) CODES:
 A-RECEIPT B-REFUND OF RECEIPT V-VOID REFUND OF RECEIPT X-REDUCTION OF EXPENDITURE
 C-APPROPRIATION OR BUDGET MODIFICATIONS D-EXPENSE/SUPPLIES DISTRIBUTION F-FUND TO FUND TRANSFER

TRANS NO	ITEM NO	TRANS DATE	STS	DESCRIPTION OR SOURCE	TI	FUND	RCPT	SPCC	SUBJ	QPU	TRANS AMOUNT
071911	0012	02/23/2018	A	Eastern Stu. Milk	03	006	1514	0000	000000	300	9.00
071911	0017	02/23/2018	A	Central Stu. Milk	03	006	1514	0000	000000	400	5.50
071911	0022	02/23/2018	A	Western Stu. Milk	03	006	1514	0000	000000	500	11.00
071923	0002	02/28/2018	A	HS Stu. Milk	03	006	1514	0000	000000	100	19.50
071923	0007	02/28/2018	A	Jr. Hi. Stu Milk	03	006	1514	0000	000000	200	4.50
071923	0012	02/28/2018	A	Eastern Stu. Milk	03	006	1514	0000	000000	300	4.50
071923	0017	02/28/2018	A	Central Stu. Milk	03	006	1514	0000	000000	400	6.00
071923	0022	02/28/2018	A	Western Stu. Milk	03	006	1514	0000	000000	500	10.00
RCPT CODE SUB-TOTAL:											243.50
071800	0004	02/02/2018	A	HS Adult Ala Carte	03	006	1523	0000	000000	100	41.65
071800	0009	02/02/2018	A	Jr. Hi Adult Ala Carte	03	006	1523	0000	000000	200	8.75
071800	0014	02/02/2018	A	Eastern Adult Ala Carte	03	006	1523	0000	000000	300	24.75
071800	0019	02/02/2018	A	Central Adult Ala Carte	03	006	1523	0000	000000	400	6.50
071800	0024	02/02/2018	A	Western Adult Ala Carte	03	006	1523	0000	000000	500	10.25
071829	0004	02/09/2018	A	HS Adult Ala Carte	03	006	1523	0000	000000	100	59.30
071829	0009	02/09/2018	A	Jr. Hi Adult Ala Carte	03	006	1523	0000	000000	200	12.25
071829	0014	02/09/2018	A	Eastern Adult Ala Carte	03	006	1523	0000	000000	300	20.25
071829	0019	02/09/2018	A	Central Adult Ala Carte	03	006	1523	0000	000000	400	26.25
071829	0024	02/09/2018	A	Western Adult Ala Carte	03	006	1523	0000	000000	500	1.25
071865	0004	02/16/2018	A	HS Adult Ala Carte	03	006	1523	0000	000000	100	98.50
071865	0009	02/16/2018	A	Jr. Hi Adult Ala Carte	03	006	1523	0000	000000	200	23.00
071865	0014	02/16/2018	A	Eastern Adult Ala Carte	03	006	1523	0000	000000	300	23.60
071865	0019	02/16/2018	A	Central Adult Ala Carte	03	006	1523	0000	000000	400	20.00
071865	0024	02/16/2018	A	Western Adult Ala Carte	03	006	1523	0000	000000	500	14.50
071911	0004	02/23/2018	A	HS Adult Ala Carte	03	006	1523	0000	000000	100	96.70
071911	0009	02/23/2018	A	Jr. Hi Adult Ala Carte	03	006	1523	0000	000000	200	20.25
071911	0014	02/23/2018	A	Eastern Adult Ala Carte	03	006	1523	0000	000000	300	34.75
071911	0019	02/23/2018	A	Central Adult Ala Carte	03	006	1523	0000	000000	400	11.05
071911	0024	02/23/2018	A	Western Adult Ala Carte	03	006	1523	0000	000000	500	23.50
071923	0004	02/28/2018	A	HS Adult Ala Carte	03	006	1523	0000	000000	100	64.50
071923	0009	02/28/2018	A	Jr. Hi Adult Ala Carte	03	006	1523	0000	000000	200	6.50
071923	0014	02/28/2018	A	Eastern Adult Ala Carte	03	006	1523	0000	000000	300	13.50
071923	0019	02/28/2018	A	Central Adult Ala Carte	03	006	1523	0000	000000	400	17.00
071923	0024	02/28/2018	A	Western Adult Ala Carte	03	006	1523	0000	000000	500	2.00
RCPT CODE SUB-TOTAL:											680.55
071843	0001	02/14/2018	A	Coke Commission Food Service	03	006	1851	0000	000000	000	35.38
RCPT CODE SUB-TOTAL:											35.38
071891	0001	02/26/2018	A	Federal Reimb Lunch High	03	006	4120	0000	000000	100	6,183.87

STATUS (STS) CODES:
 A-RECEIPT B-REFUND OF RECEIPT V-VOID REFUND OF RECEIPT X-REDUCTION OF EXPENDITURE
 C-APPROPRIATION OR BUDGET MODIFICATIONS D-EXPENSE/SUPPLIES DISTRIBUTION F-FUND TO FUND TRANSFER

TRANS NO	ITEM NO	TRANS DATE	STS	DESCRIPTION OR SOURCE	TI	FUND	RCPT	SFCC	SUBJ	OPU	TRANS AMOUNT
071891	0002	02/26/2018	A	Federal Reimb Lunch Jr High	03	006	4120	0000	000000	200	4,151.91
071891	0003	02/26/2018	A	Federal Reimb Lunch Central	03	006	4120	0000	000000	400	5,265.58
071891	0004	02/26/2018	A	Federal Reimb Lunch East	03	006	4120	0000	000000	300	7,094.27
071891	0005	02/26/2018	A	Federal Reimb Lunch Western	03	006	4120	0000	000000	500	3,439.24
071891	0006	02/26/2018	A	Fed Reimb Breakfast - High	03	006	4120	0000	000000	100	396.60
071891	0007	02/26/2018	A	Federal Reimb Breakfast - Jr H	03	006	4120	0000	000000	200	461.25
071891	0008	02/26/2018	A	Federal Reimb Break - Central	03	006	4120	0000	000000	400	651.89
071891	0009	02/26/2018	A	Federal Reimb Break - East	03	006	4120	0000	000000	300	1,234.68
071891	0010	02/26/2018	A	Federal Reimb Break - Western	03	006	4120	0000	000000	500	479.01
071891	0011	02/26/2018	A	Preschool Milk - Western	03	006	4120	1280	000000	500	76.27
RCPT CODE SUB-TOTAL:											29,434.57
FUND CODE SUB-TOTAL:											65,973.95
071934	0005	02/28/2018	A	Richland Bank Interest	03	007	1410	9100	000000	000	14.04
RCPT CODE SUB-TOTAL:											14.04
071839	0001	02/13/2018	A	West Denia Day Donations	03	007	1820	9100	000000	100	219.00
071874	0001	02/20/2018	A	Merritt scholarship donation	03	007	1820	9100	000000	100	125.00
071897	0001	02/22/2018	A	Merritt Scholarship fund	03	007	1820	9100	000000	100	100.00
071915	0001	02/27/2018	A	Merritt scholarship	03	007	1820	9100	000000	100	806.00
071916	0002	02/27/2018	A	LMAS donation	03	007	1820	9100	000000	000	100.00
RCPT CODE SUB-TOTAL:											1,350.00
FUND CODE SUB-TOTAL:											1,364.04
071934	0003	02/28/2018	A	Richland Bank Interest	03	007	1410	9800	000000	000	13.07
RCPT CODE SUB-TOTAL:											13.07
FUND CODE SUB-TOTAL:											13.07
071806	0001	02/02/2018	A	MH Coffee service	03	018	1690	9100	000000	000	51.84
071823	0001	02/09/2018	A	Ohio Fyle	03	018	1690	9100	000000	000	13.70
071825	0001	02/09/2018	A	MH Coffee service	03	018	1690	9100	000000	000	46.79
071843	0002	02/14/2018	A	Coke Commission High	03	018	1690	9100	000000	000	35.99
071846	0001	02/15/2018	A	Cuyahoga vending	03	018	1690	9100	000000	000	6.73
071877	0001	02/20/2018	A	MH Coffee service	03	018	1690	9100	000000	000	57.62

STATUS (STS) CODES:

A-RECEIPT B-REFUND OF RECEIPT V-VOID REFUND OF RECEIPT X-REDUCTION OF EXPENDITURE
 C-APPROPRIATION OR BUDGET MODIFICATIONS D-EXPENSE/SUPPLIES DISTRIBUTION F-FUND TO FUND TRANSFER

TRANS NO	ITEM NO	TRANS DATE	STS	DESCRIPTION OR SOURCE	TI	FUND	RCPT	SPCC	SUBJ	OPU	TRANS AMOUNT
071907	0001	02/23/2018	A	MH Coffee service	03	018	1690	9100	000000	000	59.25
RCPT CODE SUB-TOTAL:											271.92
FUND CODE SUB-TOTAL:											271.92
071873	0002	02/20/2018	A	School Fees princ acct	03	018	1630	9400	000000	000	2.00
071899	0001	02/22/2018	A	4th gr fieldtrip	03	018	1630	9400	000000	000	12.00
071900	0001	02/22/2018	A	4th gr fieldtrip	03	018	1630	9400	000000	000	20.00
071910	0001	02/23/2018	A	4th gr fieldtrip	03	018	1630	9400	000000	000	20.00
071914	0001	02/26/2018	A	4th gr fieldtrip	03	018	1630	9400	000000	000	16.00
071922	0001	02/27/2018	A	4th gr fieldtrip	03	018	1630	9400	000000	000	20.00
071930	0002	02/28/2018	A	4th gr fieldtrip	03	018	1630	9400	000000	000	44.00
RCPT CODE SUB-TOTAL:											134.00
FUND CODE SUB-TOTAL:											134.00
071873	0001	02/20/2018	A	Lost library book	03	018	1890	9401	000000	000	4.00
071930	0001	02/28/2018	A	Library fines	03	018	1890	9401	000000	000	10.00
RCPT CODE SUB-TOTAL:											14.00
FUND CODE SUB-TOTAL:											14.00
071844	0002	02/14/2018	A	Western fees princ acct	03	018	1630	9500	000000	000	10.00
071879	0002	02/20/2018	A	School fees princ acct	03	018	1630	9500	000000	000	10.00
071908	0002	02/23/2018	A	Western fees princ acct	03	018	1630	9500	000000	000	10.00
071933	0002	02/28/2018	A	Western fees princ acct	03	018	1630	9500	000000	000	10.00
RCPT CODE SUB-TOTAL:											40.00
071866	0001	02/20/2018	A	Drueschler donations	03	018	1820	9500	000000	000	119.00
RCPT CODE SUB-TOTAL:											119.00
FUND CODE SUB-TOTAL:											159.00
071822	0001	02/09/2018	A	Library book fine	03	018	1890	9501	000000	000	6.00
RCPT CODE SUB-TOTAL:											6.00

STATUS (STS) CODES:

A-RECEIPT B-REFUND OF RECEIPT V-VOID REFUND OF RECEIPT X-REDUCTION OF EXPENDITURE
 C-APPROPRIATION OR BUDGET MODIFICATIONS D-EXPENSE/SUPPLIES DISTRIBUTION F-FUND TO FUND TRANSFER

DATE: 03/02/2018
TIME: 08:30

LEXINGTON LOCAL SCHOOLS
TRANS. BY FUND/RCPT, ALL FUNDS
DATES 02/01/2018 THRU 02/28/2018
SORTED BY TRANSACTION DATE

PAGE: 10
(RECELD)

TRANS NO	ITEM NO	TRANS DATE	STS	DESCRIPTION OR SOURCE	TI	FUND	RCPT	SPCC	SUBJ	OPU	TRANS AMOUNT
FUND CODE SUB-TOTAL:											6.00
071820	0003	02/06/2018	A	PTO Recycling-Central	03	019	1890	9121	000000	000	9.07
071836	0003	02/12/2018	A	PTO Recycling-Central	03	019	1890	9121	000000	000	2.93
RCPT CODE SUB-TOTAL:											12.00
FUND CODE SUB-TOTAL:											12.00
071820	0001	02/06/2018	A	PTO Recycling-Eastern	03	019	1890	9122	000000	000	9.08
071836	0001	02/12/2018	A	PTO Recycling-Eastern	03	019	1890	9122	000000	000	2.93
RCPT CODE SUB-TOTAL:											12.01
FUND CODE SUB-TOTAL:											12.01
071820	0002	02/06/2018	A	PTO Recycling-Western	03	019	1890	9123	000000	000	9.08
071836	0002	02/12/2018	A	PTO Recycling-Western	03	019	1890	9123	000000	000	2.92
RCPT CODE SUB-TOTAL:											12.00
FUND CODE SUB-TOTAL:											12.00
071819	0002	02/06/2018	A	SECO Heimann grant	03	019	1820	9301	000000	000	500.00
RCPT CODE SUB-TOTAL:											500.00
FUND CODE SUB-TOTAL:											500.00
071926	0001	02/21/2018	A	Girls Sect BB Tourn 2/20	03	022	1615	9601	000000	000	1,120.00
071927	0001	02/22/2018	A	Girls Sect BB Tourn 2/21	03	022	1615	9601	000000	000	1,412.00
071928	0001	02/26/2018	A	Girls Sect BB Tourn 2/21	03	022	1615	9601	000000	000	2,322.00
071919	0001	02/28/2018	A	Girls Sect Tourn Cust Costs	03	022	1615	9601	000000	000	475.90-
071919	0003	02/28/2018	A	Girls Sect Tourn Cust Bene Cos	03	022	1615	9601	000000	000	73.53-
071932	0001	02/28/2018	A	Boys Sect Tourn Adm 2/27	03	022	1615	9601	000000	000	3,892.00
RCPT CODE SUB-TOTAL:											8,196.57
FUND CODE SUB-TOTAL:											8,196.57

STATUS (STS) CODES:
A-RECEIPT B-REFUND OF RECEIPT V-VOID REFUND OF RECEIPT X-REDUCTION OF EXPENDITURE
C-APPROPRIATION OR BUDGET MODIFICATIONS D-EXPENSE/SUPPLIES DISTRIBUTION F-FUND TO FUND TRANSFER

TRANS NO	ITEM NO	TRANS DATE	STS	DESCRIPTION OR SOURCE	TI	FUND	RCPT	SPEC	SUBJ	OPU	TRANS AMOUNT
071934	0002	02/28/2018	A	Richland Bank Int. 024	03	024	1410	0000	000000	000	1,214.22
RCPT CODE SUB-TOTAL:											1,214.22
071830	0001	02/12/2018	A	Zupan Feb Cobra	03	024	1872	0000	000000	000	961.59
071852	0001	02/16/2018	A	Heck Feb Cobra	03	024	1872	0000	000000	000	2,067.90
071856	0001	02/20/2018	A	Employees' Premiums Feb	03	024	1872	0000	000000	000	65,141.56
071857	0001	02/20/2018	A	Board's Premiums Feb	03	024	1872	0000	000000	000	360,554.64
071902	0001	02/23/2018	A	Ramey Feb ins	03	024	1872	0000	000000	000	180.56
071912	0001	02/26/2018	A	Kastran Feb Ins	03	024	1872	0000	000000	000	210.56
RCPT CODE SUB-TOTAL:											429,116.81
FUND CODE SUB-TOTAL:											430,331.03
071814	0001	02/06/2018	A	Musical ticket sales	03	200	1620	9102	000000	000	48.00
071842	0001	02/14/2018	A	Musical ticket sales	03	200	1620	9102	000000	000	72.00
071851	0002	02/15/2018	A	Musical ticket sales	03	200	1620	9102	000000	000	120.00
071854	0001	02/16/2018	A	Musical Ticket sales	03	200	1620	9102	000000	000	8.00
071875	0002	02/20/2018	A	Ticket sales musical	03	200	1620	9102	000000	000	160.00
071898	0002	02/22/2018	A	Musical ticket sales	03	200	1620	9102	000000	000	64.00
071903	0002	02/23/2018	A	Musical ticket sales	03	200	1620	9102	000000	000	48.00
RCPT CODE SUB-TOTAL:											520.00
071842	0002	02/14/2018	A	Musical patron ad	03	200	1690	9102	000000	000	95.00
071851	0001	02/15/2018	A	Musical Ad patrons	03	200	1690	9102	000000	000	185.00
071854	0002	02/16/2018	A	Musical Patron Ads	03	200	1690	9102	000000	000	60.00
071875	0001	02/20/2018	A	Program Ads musical	03	200	1690	9102	000000	000	385.00
071898	0001	02/22/2018	A	Musical program ads	03	200	1690	9102	000000	000	660.00
071903	0001	02/23/2018	A	Program Ad Patrons	03	200	1690	9102	000000	000	95.00
RCPT CODE SUB-TOTAL:											1,480.00
071808	0001	02/02/2018	A	Musical donation	03	200	1820	9102	000000	000	500.00
RCPT CODE SUB-TOTAL:											500.00
FUND CODE SUB-TOTAL:											2,500.00
071876	0001	02/20/2018	A	Spanish club dues	03	200	1630	9107	000000	000	5.00
RCPT CODE SUB-TOTAL:											5.00
FUND CODE SUB-TOTAL:											5.00

STATUS (STS) CODES:

A-RECEIPT B-REFUND OF RECEIPT V-VOID REFUND OF RECEIPT X-REDUCTION OF EXPENDITURE
 C-APPROPRIATION OR BUDGET MODIFICATIONS D-EXPENSE/SUPPLIES DISTRIBUTION F-FUND TO FUND TRANSFER

TRANS NO	ITEM NO	TRANS DATE	STS	DESCRIPTION OR SOURCE	TI	FUND	RCPT	SPCC	SUBJ	QPU	TRANS AMOUNT	
071905	0001	02/23/2018	A	Valentine grams	03	200	1620	9115	000000	000	26.00	
											RCPT CODE SUB-TOTAL:	26.00
											FUND CODE SUB-TOTAL:	26.00
071807	0001	02/02/2018	A	Yearbook Ad sales	03	200	1690	9119	000000	000	335.00	
											RCPT CODE SUB-TOTAL:	335.00
											FUND CODE SUB-TOTAL:	335.00
071838	0001	02/13/2018	A	Valentines Dance/Candy grams	03	200	1620	9204	000000	000	407.00	
											RCPT CODE SUB-TOTAL:	407.00
											FUND CODE SUB-TOTAL:	407.00
071801	0002	02/02/2018	A	Money from Million pennies	03	200	1620	9301	000000	000	850.01	
071840	0001	02/13/2018	A	Valentine Grams money	03	200	1620	9301	000000	000	545.05	
											RCPT CODE SUB-TOTAL:	1,395.06
											FUND CODE SUB-TOTAL:	1,395.06
071804	0001	02/01/2018	A	PE Vending	03	300	1620	9206	000000	000	320.00	
071921	0001	02/28/2018	A	PE vending	03	300	1620	9206	000000	000	250.00	
											RCPT CODE SUB-TOTAL:	570.00
											FUND CODE SUB-TOTAL:	570.00
071805	0001	02/01/2018	A	JH Boys BB Adm 1/31	03	300	1610	9600	000000	715	392.00	
071810	0001	02/05/2018	A	Wrestling Meet Adm 2/3	03	300	1610	9600	000000	710	276.00	
071811	0001	02/05/2018	A	Var/JV Girls BB adm 2/3	03	300	1610	9600	000000	708	448.00	
071812	0001	02/05/2018	A	JH Girls BB adm 2/3	03	300	1610	9600	000000	716	464.00	
071813	0001	02/05/2018	A	Var/JV Boys BB adm 2/2	03	300	1610	9600	000000	707	1,394.00	
071815	0001	02/06/2018	A	Var/JV Girls BB adm 2/5	03	300	1610	9600	000000	708	272.00	
071816	0001	02/07/2018	A	JH Girls BB Adm 2/6	03	300	1610	9600	000000	716	288.00	

STATUS (STS) CODES:

A-RECEIPT B-REFUND OF RECEIPT V-VOID REFUND OF RECEIPT X-REDUCTION OF EXPENDITURE
 C-APPROPRIATION OR BUDGET MODIFICATIONS D-EXPENSE/SUPPLIES DISTRIBUTION F-FUND TO FUND TRANSFER

TRANS NO	ITEM NO	TRANS DATE	STS	DESCRIPTION OR SOURCE	TI	FUND	RCPT	SPCC	SUBJ	OPU	TRANS AMOUNT
071826	0001	02/09/2018	A	JH Girls BB adm 2/8	03	300	1610	9600	000000	716	306.00
071833	0001	02/12/2018	A	FR Boys BB adm 2/9	03	300	1610	9600	000000	707	112.00
071834	0001	02/12/2018	A	Var/ JV Boys BB adm 2/9	03	300	1610	9600	000000	707	960.00
071835	0001	02/12/2018	A	Var/ JV Boys BB adm 2/10	03	300	1610	9600	000000	707	1,206.00
071867	0001	02/20/2018	A	Presale Var/JV Boys Bb 2/16	03	300	1610	9600	000000	707	94.00
071868	0001	02/20/2018	A	Presale Var/JV Boys BB 2/16	03	300	1610	9600	000000	707	272.00
071870	0001	02/20/2018	A	FR Boys BB adm 2/16	03	300	1610	9600	000000	707	250.00
071871	0001	02/20/2018	A	Var/JV Boys BB adm 2/16	03	300	1610	9600	000000	707	1,986.00
RCPT CODE SUB-TOTAL:											8,720.00
071809	0001	02/05/2018	A	Program Sales Boys BB	03	300	1620	9600	000000	707	78.00
071831	0001	02/12/2018	A	Program Sales Boys BB 2/10	03	300	1620	9600	000000	707	54.00
071832	0001	02/12/2018	A	Program Sales Boys BB 2/09	03	300	1620	9600	000000	707	82.00
071869	0001	02/20/2018	A	Program sales 2/16	03	300	1620	9600	000000	707	100.00
071924	0001	02/28/2018	A	Program sales Girls Sect tour	03	300	1620	9600	000000	000	228.00
RCPT CODE SUB-TOTAL:											542.00
071880	0001	02/20/2018	A	2017/18 Program ad sponsor	03	300	1690	9600	000000	000	150.00
071925	0001	02/28/2018	A	2018 Program ad sponsor	03	300	1690	9600	000000	000	200.00
RCPT CODE SUB-TOTAL:											350.00
071817	0001	02/08/2018	A	Donations in Memory of Arbaugh	03	300	1820	9600	000000	000	1,155.00
RCPT CODE SUB-TOTAL:											1,155.00
071837	0001	02/13/2018	A	2018 Track Invite fee	03	300	1890	9600	000000	712	200.00
071881	0001	02/20/2018	A	2018 Track Invite entry fee	03	300	1890	9600	000000	712	200.00
RCPT CODE SUB-TOTAL:											400.00
FUND CODE SUB-TOTAL:											11,147.00
071895	0001	02/28/2018	A	IDEA-B Revenue	03	516	4220	9018	000000	000	66,268.95
RCPT CODE SUB-TOTAL:											66,268.95
FUND CODE SUB-TOTAL:											66,268.95
071892	0001	02/26/2018	A	Title I Revenue	03	572	4220	9018	000000	000	31,263.98

STATUS (STS) CODES:
 A-RECEIPT B-REFUND OF RECEIPT V-VOID REFUND OF RECEIPT X-REDUCTION OF EXPENDITURE
 C-APPROPRIATION OR BUDGET MODIFICATIONS D-EXPENSE/SUPPLIES DISTRIBUTION F-FUND TO FUND TRANSFER

TRANS NO	ITEM NO	TRANS DATE	STS DESCRIPTION OR SOURCE	TI	FUND	RCPT	SPCC	SUBJ	OPU	TRANS AMOUNT	
										RCPT CODE SUB-TOTAL:	31,263.98
										FUND CODE SUB-TOTAL:	31,263.98
071896	0001	02/28/2018	A IDEA ECSE Revenue	03	587	4220	9018	000000	000	1,421.70	
										RCPT CODE SUB-TOTAL:	1,421.70
										FUND CODE SUB-TOTAL:	1,421.70
071893	0001	02/26/2018	A Title II-A Revenue	03	590	4220	9018	000000	000	7,081.64	
										RCPT CODE SUB-TOTAL:	7,081.64
										FUND CODE SUB-TOTAL:	7,081.64
071894	0001	02/26/2018	A Title IV-A Revenue	03	599	4220	9018	000000	000	4,050.00	
										RCPT CODE SUB-TOTAL:	4,050.00
										FUND CODE SUB-TOTAL:	4,050.00
										GRAND TOTAL:	2,984,818.86

STATUS (STS) CODES:

A-RECEIPT B-REFUND OF RECEIPT V-VOID REFUND OF RECEIPT X-REDUCTION OF EXPENDITURE
 C-APPROPRIATION OR BUDGET MODIFICATIONS D-EXPENSE/SUPPLIES DISTRIBUTION F-FUND TO FUND TRANSFER

LEXINGTON LOCAL SCHOOLS
 Revenue Account Summary
 SORTED BY FUND-SCC/ACCT

	FYTD Receivable	FYTD Actual Receipts	MTD Actual Receipts	YTD Actual Receipts	FYTD Balance Receivable	FYTD Percent Received
*****TOTAL FOR FUND-SCC 001 0000 (GENERAL FUND):	23,769,839.00	14,750,457.92	2,265,478.94	3,197,800.43	9,019,381.08	62.06
*****TOTAL FOR FUND-SCC 003 0000 (PERMANENT IMPROVEMENT FUND):	690,237.00	392,502.98	85,869.00	85,869.00	297,734.02	56.86
*****TOTAL FOR FUND-SCC 006 0000 (FOOD SERVICE FUND):	747,980.00	413,628.74	65,973.95	122,960.28	334,351.26	55.30
*****TOTAL FOR FUND-SCC 007 9100 (LEXINGTON MINUTEMEN ACADEMIC SCHOLARSHIP FUND):	1,326.00	5,556.19	1,364.04	1,529.03	4,230.19-	419.02
*****TOTAL FOR FUND-SCC 007 9800 (TERRY McCAMMON SCHOLARSHIP FUND):	108.00	91.23	13.07	28.55	16.77	84.47
*****TOTAL FOR FUND-SCC 007 9801 (MINUTEMAN ALUMNI SCHOLARSHIP FUND):	13.00	0.00	0.00	0.00	13.00	0.00
*****TOTAL FOR FUND-SCC 018 9100 (HIGH SCHOOL PRINCIPAL'S FUND):	11,507.00	4,082.49	271.92	364.50	7,424.51	35.48
*****TOTAL FOR FUND-SCC 018 9200 (JUNIOR HIGH PRINCIPAL'S FUND):	7,012.00	4,865.79	0.00	114.75	2,146.21	69.39
*****TOTAL FOR FUND-SCC 018 9300 (EASTERN PRINCIPAL'S FUND):	10,568.00	5,984.09	0.00	355.47	4,583.91	56.62
*****TOTAL FOR FUND-SCC 018 9301 (EASTERN ELEMENTARY BOOKFAIR/BOXTOPS FUND):	3,743.00	1,281.50	0.00	1,281.50	2,461.50	34.24

*** NOTE!! ONLY ACTIVE ACCOUNTS HAVE BEEN SELECTED, TOTALS MAY EXCLUDE AMOUNTS THAT ARE RELATED TO INACTIVE ACCOUNTS. ***

LEXINGTON LOCAL SCHOOLS
 Revenue Account Summary
 SORTED BY FUND-SCC/ACCT

	FYTD Receivable	FYTD Actual Receipts	MTD Actual Receipts	YTD Actual Receipts	FYTD Balance Receivable	FYTD Percent Received
*****TOTAL FOR FUND-SCC 018 9302 (EASTERN ELEMENTARY MATH):	0.00	1,226.00	0.00	0.00	1,226.00-	0.00
*****TOTAL FOR FUND-SCC 018 9400 (CENTRAL PRINCIPAL'S FUND):	6,698.00	3,385.24	134.00	1,623.10	3,312.76	50.54
*****TOTAL FOR FUND-SCC 018 9401 (CENTRAL ELEMENTARY BOOKFAIR FUND):	5,727.00	3,360.95	14.00	29.00	2,366.05	58.69
*****TOTAL FOR FUND-SCC 018 9402 (CENTRAL ELEMENTARY ART):	1,750.00	0.00	0.00	0.00	1,750.00	0.00
*****TOTAL FOR FUND-SCC 018 9500 (WESTERN PRINCIPAL'S FUND):	9,695.00	4,598.98	159.00	489.00	5,096.02	47.44
*****TOTAL FOR FUND-SCC 018 9501 (WESTERN ELEMENTARY BOOKFAIR/BOXTOPS FUND):	6,233.00	4,595.82	6.00	211.00	1,637.18	73.50
*****TOTAL FOR FUND-SCC 018 9503 (WESTERN ELEMENTARY ART):	1,900.00	0.00	0.00	0.00	1,900.00	0.00
*****TOTAL FOR FUND-SCC 019 9121 (CENTRAL ELEMENTARY PTO GRANTS):	2,500.00	1,111.20	12.00	19.94	1,388.80	44.45
*****TOTAL FOR FUND-SCC 019 9122 (EASTERN ELEMENTARY PTO GRANTS):	2,500.00	1,111.18	12.01	19.95	1,388.82	44.45
*****TOTAL FOR FUND-SCC 019 9123 (WESTERN ELEMENTARY PTO GRANTS):	2,500.00	1,111.16	12.00	19.95	1,388.84	44.45

*** NOTE!! ONLY ACTIVE ACCOUNTS HAVE BEEN SELECTED, TOTALS MAY EXCLUDE AMOUNTS THAT ARE RELATED TO INACTIVE ACCOUNTS. ***

	FYTD Receivable	FYTD Actual Receipts	MTD Actual Receipts	YTD Actual Receipts	FYTD Balance Receivable	FYTD Percent Received
*****TOTAL FOR FUND-SCC 019 9213 (RICH CO FOUND-BRAIN GAMES 5.0):	1,500.00	1,500.00	0.00	0.00	0.00	100.00
*****TOTAL FOR FUND-SCC 019 9214 (RICH CO FOUND-TALKING SENSE TO OUR NUMBERS):	1,269.63	1,269.63	0.00	0.00	0.00	100.00
*****TOTAL FOR FUND-SCC 019 9215 (RICH CO FOUND-SEE THE CIVILIZATION):	117.55	117.55	0.00	0.00	0.00	100.00
*****TOTAL FOR FUND-SCC 019 9216 (RICH CO FOUND-SCIENCE OLYMPIAD):	1,500.00	1,500.00	0.00	0.00	0.00	100.00
*****TOTAL FOR FUND-SCC 019 9217 (RICH CO FOUND-KICK BACK WITH CLASSICS):	902.25	902.25	0.00	0.00	0.00	100.00
*****TOTAL FOR FUND-SCC 019 9301 (RICH CO FOUND/SECO ROBOTICS GRANT (HEIMANN)):	0.00	500.00	500.00	500.00	500.00-	0.00
*****TOTAL FOR FUND-SCC 019 9502 (RICHLAND CO HMG SENSORY GRANT):	2,000.00	0.00	0.00	0.00	2,000.00	0.00
*****TOTAL FOR FUND-SCC 022 9601 (OHSAA TOURNAMENT AGENCY FUND):	69,861.00	29,434.38	8,196.57	8,496.57	40,426.62	42.13
*****TOTAL FOR FUND-SCC 024 0000 (EMPLOYEE BENEFITS FUND FOR MEDICAL/DENTAL):	4,642,786.00	3,195,104.33	430,331.03	861,622.42	1,447,681.67	68.82
*****TOTAL FOR FUND-SCC 200 9102 (HIGH SCHOOL DRAMA CLUB):	30,258.00	3,450.00	2,500.00	3,400.00	26,808.00	11.40

*** NOTE!! ONLY ACTIVE ACCOUNTS HAVE BEEN SELECTED, TOTALS MAY EXCLUDE AMOUNTS THAT ARE RELATED TO INACTIVE ACCOUNTS. ***

	FYTD Receivable	FYTD Actual Receipts	MTD Actual Receipts	YTD Actual Receipts	FYTD Balance Receivable	FYTD Percent Received
*****TOTAL FOR FUND-SCC 200 9104 (HIGH SCHOOL LEADERSHIP COUNCIL):	2,806.00	3,282.00	0.00	0.00	476.00	116.96
*****TOTAL FOR FUND-SCC 200 9105 (HIGH SCHOOL FRENCH CLUB):	240.00	184.00	0.00	0.00	56.00	76.67
*****TOTAL FOR FUND-SCC 200 9107 (HIGH SCHOOL SPANISH CLUB):	790.00	380.00	5.00	150.00	410.00	48.10
*****TOTAL FOR FUND-SCC 200 9108 (HIGH SCHOOL LEO CLUB):	1,557.00	810.34	0.00	0.00	746.66	52.04
*****TOTAL FOR FUND-SCC 200 9114 (HIGH SCHOOL STUDENT COUNCIL FUND):	872.00	480.00	0.00	0.00	392.00	55.05
*****TOTAL FOR FUND-SCC 200 9115 (HIGH SCHOOL KEY CLUB):	366.00	436.00	26.00	36.00	70.00	119.13
*****TOTAL FOR FUND-SCC 200 9116 (HIGH SCHOOL CHESS CLUB):	50.00	0.00	0.00	0.00	50.00	0.00
*****TOTAL FOR FUND-SCC 200 9119 (HIGH SCHOOL YEARBOOK FUND):	18,754.00	9,562.73	335.00	1,025.00	9,191.27	50.99
*****TOTAL FOR FUND-SCC 200 9121 (HIGH SCHOOL NATIONAL HONOR SOCIETY):	2,766.00	1,390.00	0.00	0.00	1,376.00	50.25
*****TOTAL FOR FUND-SCC 200 9201 (JUNIOR HIGH ART CLUB):	276.00	95.50	0.00	0.00	180.50	34.60

*** NOTE!! ONLY ACTIVE ACCOUNTS HAVE BEEN SELECTED, TOTALS MAY EXCLUDE AMOUNTS THAT ARE RELATED TO INACTIVE ACCOUNTS. ***

	FYTD Receivable	FYTD Actual Receipts	MTD Actual Receipts	YTD Actual Receipts	FYTD Balance Receivable	FYTD Percent Received
*****TOTAL FOR FUND-SCC 200 9204 (JUNIOR HIGH STUDENT COUNCIL FUND):	721.00	1,550.50	407.00	407.00	829.50-	215.05
*****TOTAL FOR FUND-SCC 200 9205 (JUNIOR HIGH LIBRARY CLUB):	554.00	553.50-	0.00	0.00	1,107.50	99.91-
*****TOTAL FOR FUND-SCC 200 9301 (EASTERN ELEMENTARY STUDENT ACTIVITY FUND):	2,445.00	2,224.68	1,395.06	1,395.06	220.32	90.99
*****TOTAL FOR FUND-SCC 200 9611 (HIGH SCHOOL INFORMED TEENS FUND):	1,546.00	1,402.00	0.00	0.00	144.00	90.69
*****TOTAL FOR FUND-SCC 200 9612 (JUNIOR HIGH INFORMED TEENS FUND):	484.00	213.10	0.00	53.10	270.90	44.03
*****TOTAL FOR FUND-SCC 300 9115 (JAZZ BAND):	2,438.00	0.00	0.00	0.00	2,438.00	0.00
*****TOTAL FOR FUND-SCC 300 9116 (CHOIR):	50.00	200.00	0.00	0.00	150.00-	400.00
*****TOTAL FOR FUND-SCC 300 9206 (JUNIOR HIGH PHYS ED DEPARTMENT FUND):	2,640.00	2,490.00	570.00	900.00	150.00	94.32
*****TOTAL FOR FUND-SCC 300 9600 (ATHLETIC FUND):	240,000.00	194,167.53	11,147.00	32,183.51	45,832.47	80.90
*****TOTAL FOR FUND-SCC 300 9601 (ATHLETIC CAPITAL FUND):	0.00	13,000.00	0.00	0.00	13,000.00-	0.00

*** NOTE!! ONLY ACTIVE ACCOUNTS HAVE BEEN SELECTED, TOTALS MAY EXCLUDE AMOUNTS THAT ARE RELATED TO INACTIVE ACCOUNTS. ***

	FYTD Receivable	FYTD Actual Receipts	MTD Actual Receipts	YTD Actual Receipts	FYTD Balance Receivable	FYTD Percent Received
*****TOTAL FOR FUND-SCC 300 9603 (ELEMENTARY MUSIC):	223.00	0.00	0.00	0.00	223.00	0.00
*****TOTAL FOR FUND-SCC 451 9018 (Network Connectivity FY 2018):	9,000.00	4,500.00	0.00	0.00	4,500.00	50.00
*****TOTAL FOR FUND-SCC 516 9017 (IDEA-B SPECIAL EDUCATION FY17):	114,221.06	59,949.37	0.00	0.00	54,271.69	52.49
*****TOTAL FOR FUND-SCC 516 9018 (IDEA-B SPECIAL EDUCATION FY18):	427,333.82	229,180.41	66,268.95	104,005.81	198,153.41	53.63
*****TOTAL FOR FUND-SCC 572 9017 (TITLE I FY17):	181,992.96	109,634.66	0.00	0.00	72,358.30	60.24
*****TOTAL FOR FUND-SCC 572 9018 (TITLE I FY18):	253,139.09	161,749.07	31,263.98	57,497.66	91,390.02	63.90
*****TOTAL FOR FUND-SCC 587 9017 (EARLY CHILDHOOD SPECIAL EDUCATION IDEA FY17):	2,377.62	293.23	0.00	0.00	2,084.39	12.33
*****TOTAL FOR FUND-SCC 587 9018 (EARLY CHILDHOOD SPECIAL EDUCATION IDEA FY18):	14,544.71	4,642.18	1,421.70	3,158.90	9,902.53	31.92
*****TOTAL FOR FUND-SCC 590 9018 (TITLE II-A IMPROVING TEACHER QUALITY FY18):	59,170.55	41,309.16	7,081.64	15,788.82	17,861.39	69.81
*****TOTAL FOR FUND-SCC 599 9018 (TITLE IV):	10,000.00	4,050.00	4,050.00	4,050.00	5,950.00	40.50

*** NOTE!! ONLY ACTIVE ACCOUNTS HAVE BEEN SELECTED, TOTALS MAY EXCLUDE AMOUNTS THAT ARE RELATED TO INACTIVE ACCOUNTS. ***

Date: 03/02/18
Time: 8:31 am

LEXINGTON LOCAL SCHOOLS
Revenue Account Summary
SORTED BY FUND-SCC/ACCT

Page: 7
(REVGUK)

	FYTD Receivable	FYTD Actual Receipts	MTD Actual Receipts	YTD Actual Receipts	FYTD Balance Receivable	FYTD Percent Received
*****GRAND TOTALS:	31,383,408.24	19,679,352.56	2,984,818.86	4,507,385.30	11,704,055.68	62.71

*** NOTE!! ONLY ACTIVE ACCOUNTS HAVE BEEN SELECTED, TOTALS MAY EXCLUDE AMOUNTS THAT ARE RELATED TO INACTIVE ACCOUNTS. ***

LEXINGTON LOCAL SCHOOLS
 Appropriation Account Summary
 SORTED BY FUND-SCC

FYTD Appropriated	Prior FY Carryover Encumbrances	FYTD Expendable	FYTD Actual Expenditures	MTD Actual Expenditures	Current Encumbrances	FYTD Unencumbered Balance	FYTD Percent Exp/Enc
*****TOTAL FOR FUND-SCC 001 0000 (GENERAL FUND):							
24,261,301.00	229,036.40	24,490,337.40	16,044,722.09	2,009,336.52	1,083,474.10	7,362,141.21	69.94
*****TOTAL FOR FUND-SCC 003 0000 (PERMANENT IMPROVEMENT FUND):							
782,786.89	5,373.00	788,159.89	715,618.03	1,020.00	36,473.87	36,067.99	95.42
*****TOTAL FOR FUND-SCC 006 0000 (FOOD SERVICE FUND):							
747,992.48	0.00	747,992.48	494,307.95	67,782.68	101,782.18	151,902.35	79.69
*****TOTAL FOR FUND-SCC 007 9100 (LEXINGTON MINUTEMEN ACADEMIC SCHOLARSHIP FUND):							
9,250.00	500.00	9,750.00	6,658.72	0.00	500.00	2,591.28	73.42
*****TOTAL FOR FUND-SCC 007 9800 (TERRY McCAMMON SCHOLARSHIP FUND):							
750.00	0.00	750.00	500.00	0.00	0.00	250.00	66.67
*****TOTAL FOR FUND-SCC 018 9100 (HIGH SCHOOL PRINCIPAL'S FUND):							
13,259.65	495.00	13,754.65	4,544.07	83.32	599.68	8,610.90	37.40
*****TOTAL FOR FUND-SCC 018 9200 (JUNIOR HIGH PRINCIPAL'S FUND):							
8,198.66	984.50	9,183.16	941.00	400.00	7,248.00	994.16	89.17
*****TOTAL FOR FUND-SCC 018 9300 (EASTERN PRINCIPAL'S FUND):							
19,955.96	31.25	19,987.21	9,185.12	371.76	831.55	9,970.54	50.12
*****TOTAL FOR FUND-SCC 018 9301 (EASTERN ELEMENTARY BOOKFAIR/BOXTOPS FUND):							
11,000.00	0.00	11,000.00	556.19	0.00	4,731.44	5,712.37	48.07
*****TOTAL FOR FUND-SCC 018 9302 (EASTERN ELEMENTARY MATH):							
1,072.16	0.00	1,072.16	611.42	0.00	388.58	72.16	93.27

*** NOTE!! ONLY ACTIVE ACCOUNTS HAVE BEEN SELECTED, TOTALS MAY EXCLUDE AMOUNTS THAT ARE RELATED TO INACTIVE ACCOUNTS. ***

LEXINGTON LOCAL SCHOOLS
 Appropriation Account Summary
 SORTED BY FUND-SCC

FYTD Appropriated	Prior FY Carryover Encumbrances	FYTD Expendable	FYTD Actual Expenditures	MTD Actual Expenditures	Current Encumbrances	FYTD Unencumbered Balance	FYTD Percent Exp/Enc
*****TOTAL FOR FUND-SCC 018 9400 (CENTRAL PRINCIPAL'S FUND):							
13,129.23	1,127.21	14,256.44	2,294.21	590.81	1,975.19	9,987.04	29.95
*****TOTAL FOR FUND-SCC 018 9401 (CENTRAL ELEMENTARY BOOKFAIR FUND):							
6,928.28	2,500.00	9,428.28	3,794.88	0.00	1,025.65	4,607.75	51.13
*****TOTAL FOR FUND-SCC 018 9402 (CENTRAL ELEMENTARY ART):							
2,859.00	0.00	2,859.00	0.00	0.00	0.00	2,859.00	0.00
*****TOTAL FOR FUND-SCC 018 9500 (WESTERN PRINCIPAL'S FUND):							
15,500.00	1,702.29	17,202.29	2,131.40	0.00	794.00	14,276.89	17.01
*****TOTAL FOR FUND-SCC 018 9501 (WESTERN ELEMENTARY BOOKFAIR/BOXTOPS FUND):							
9,239.55	0.00	9,239.55	4,827.87	0.00	569.73	3,841.95	58.42
*****TOTAL FOR FUND-SCC 018 9503 (WESTERN ELEMENTARY ART):							
2,739.42	0.00	2,739.42	0.00	0.00	0.00	2,739.42	0.00
*****TOTAL FOR FUND-SCC 018 9901 (JUNIOR HIGH TEACHER ADVISORY FUND):							
109.25	0.00	109.25	0.00	0.00	0.00	109.25	0.00
*****TOTAL FOR FUND-SCC 019 9001 (ACADEMIC BOOSTERS GRANTS):							
769.07	0.00	769.07	0.00	0.00	0.00	769.07	0.00
*****TOTAL FOR FUND-SCC 019 9121 (CENTRAL ELEMENTARY PTO GRANTS):							
3,311.03	0.00	3,311.03	446.53	0.00	1,235.46	1,629.04	50.80
*****TOTAL FOR FUND-SCC 019 9122 (EASTERN ELEMENTARY PTO GRANTS):							
4,755.89	100.00	4,855.89	3,150.80	0.00	0.00	1,705.09	64.89

*** NOTE!! ONLY ACTIVE ACCOUNTS HAVE BEEN SELECTED, TOTALS MAY EXCLUDE AMOUNTS THAT ARE RELATED TO INACTIVE ACCOUNTS. ***

LEXINGTON LOCAL SCHOOLS
 Appropriation Account Summary
 SORTED BY FUND-SCC

FYTD Appropriated	Prior FY Carryover Encumbrances	FYTD Expendable	FYTD Actual Expenditures	MTD Actual Expenditures	Current Encumbrances	FYTD Unencumbered Balance	FYTD Percent Exp/Enc
*****TOTAL FOR FUND-SCC 019 9123 (WESTERN ELEMENTARY PTD GRANTS):							
5,895.96	412.68	6,308.64	1,141.04	0.00	367.30	4,800.30	23.91
*****TOTAL FOR FUND-SCC 019 9200 (RICHLAND COUNTY FOUNDATION GRANT PLAYGROUND):							
200.00	0.00	200.00	0.00	0.00	0.00	200.00	0.00
*****TOTAL FOR FUND-SCC 019 9208 (RICHLAND CD FOUND-BUILD A COMM OF READERS):							
10.32	0.00	10.32	0.00	0.00	0.00	10.32	0.00
*****TOTAL FOR FUND-SCC 019 9209 (RICH CD FOUND-LEARN TO READ FOR A LIFETIME):							
59.95	0.00	59.95	0.00	0.00	0.00	59.95	0.00
*****TOTAL FOR FUND-SCC 019 9210 (RICH CD FOUND-MULTI-SENS APPROACH TO LEARNING):							
0.46	0.00	0.46	0.00	0.00	0.00	0.46	0.00
*****TOTAL FOR FUND-SCC 019 9211 (RICH CD FOUND-BEE AWARENESS):							
17.58	0.00	17.58	0.00	0.00	0.00	17.58	0.00
*****TOTAL FOR FUND-SCC 019 9212 (RICH CD FOUND-DONT LET THE PIGEON STOP TALK):							
19.17	0.00	19.17	0.00	0.00	0.00	19.17	0.00
*****TOTAL FOR FUND-SCC 019 9213 (RICH CD FOUND-BRAIN GAMES 5.0):							
1,500.00	0.00	1,500.00	673.06	0.00	826.94	0.00	100.00
*****TOTAL FOR FUND-SCC 019 9214 (RICH CD FOUND-TALKING SENSE TO OUR NUMBERS):							
1,269.63	0.00	1,269.63	593.01	0.00	0.00	676.62	46.71
*****TOTAL FOR FUND-SCC 019 9215 (RICH CD FOUND-SEE THE CIVILIZATION):							
117.55	0.00	117.55	0.00	0.00	0.00	117.55	0.00

*** NOTE!! ONLY ACTIVE ACCOUNTS HAVE BEEN SELECTED, TOTALS MAY EXCLUDE AMOUNTS THAT ARE RELATED TO INACTIVE ACCOUNTS. ***

LEXINGTON LOCAL SCHOOLS
 Appropriation Account Summary
 SORTED BY FUND-SCC

FYTD Appropriated	Prior FY Carryover Encumbrances	FYTD Expendable	FYTD Actual Expenditures	MTD Actual Expenditures	Current Encumbrances	FYTD Unencumbered Balance	FYTD Percent Exp/Enc
*****TOTAL FOR FUND-SCC 019 9216 (RICH CO FOUND-SCIENCE OLYMPIAD):							
1,500.00	0.00	1,500.00	968.20	281.52	62.51	469.29	68.71
*****TOTAL FOR FUND-SCC 019 9217 (RICH CO FOUND-KICK BACK WITH CLASSICS):							
902.25	0.00	902.25	902.25	0.00	0.00	0.00	100.00
*****TOTAL FOR FUND-SCC 019 9301 (RICH CO FOUND/SECO ROBOTICS GRANT (HEIMANN)):							
0.00	0.00	0.00	0.00	0.00	15,000.00	15,000.00	0.00
*****TOTAL FOR FUND-SCC 019 9502 (RICHLAND CO HMG SENSORY GRANT):							
2,000.00	2,000.00	4,000.00	2,000.00	0.00	569.75	1,430.25	64.24
*****TOTAL FOR FUND-SCC 022 9601 (OHSAA TOURNAMENT AGENCY FUND):							
70,231.96	1,886.30	72,118.26	19,277.51	125.00	28,725.00	24,115.75	66.56
*****TOTAL FOR FUND-SCC 024 0000 (EMPLOYEE BENEFITS FUND FOR MEDICAL/DENTAL):							
5,563,221.01	0.00	5,563,221.01	2,508,198.61	150,138.23	211,584.35	2,843,438.05	48.89
*****TOTAL FOR FUND-SCC 200 9101 (HIGH SCHOOL ART CLUB):							
93.76	0.00	93.76	0.00	0.00	0.00	93.76	0.00
*****TOTAL FOR FUND-SCC 200 9102 (HIGH SCHOOL DRAMA CLUB):							
24,550.00	0.00	24,550.00	2,317.00	51.00	7,199.00	15,034.00	38.76
*****TOTAL FOR FUND-SCC 200 9103 (HIGH SCHOOL MATH CLUB):							
52.70	0.00	52.70	0.00	0.00	0.00	52.70	0.00
*****TOTAL FOR FUND-SCC 200 9104 (HIGH SCHOOL LEADERSHIP COUNCIL):							
3,560.45	110.00	3,670.45	3,314.00	0.00	0.00	356.45	90.29

*** NOTE!! ONLY ACTIVE ACCOUNTS HAVE BEEN SELECTED, TOTALS MAY EXCLUDE AMOUNTS THAT ARE RELATED TO INACTIVE ACCOUNTS. ***

LEXINGTON LOCAL SCHOOLS
 Appropriation Account Summary
 SORTED BY FUND-SCC

FYTD Appropriated	Prior FY Carryover Encumbrances	FYTD Expendable	FYTD Actual Expenditures	MTD Actual Expenditures	Current Encumbrances	FYTD Unencumbered Balance	FYTD Percent Exp/Enc
*****TOTAL FOR FUND-SCC 200 9105 (HIGH SCHOOL FRENCH CLUB):							
417.37	0.00	417.37	0.00	0.00	104.00	313.37	24.92
*****TOTAL FOR FUND-SCC 200 9107 (HIGH SCHOOL SPANISH CLUB):							
1,564.97	0.00	1,564.97	96.93	0.00	863.00	605.04	61.34
*****TOTAL FOR FUND-SCC 200 9108 (HIGH SCHOOL LEO CLUB):							
4,361.41	144.47	4,505.88	118.53	0.00	1,892.47	2,494.88	44.63
*****TOTAL FOR FUND-SCC 200 9114 (HIGH SCHOOL STUDENT COUNCIL FUND):							
3,748.98	0.00	3,748.98	835.86	0.00	2,824.14	88.98	97.63
*****TOTAL FOR FUND-SCC 200 9115 (HIGH SCHOOL KEY CLUB):							
2,133.62	0.00	2,133.62	615.79	0.00	144.21	1,373.62	35.62
*****TOTAL FOR FUND-SCC 200 9116 (HIGH SCHOOL CHESS CLUB):							
371.00	0.00	371.00	0.00	0.00	0.00	371.00	0.00
*****TOTAL FOR FUND-SCC 200 9119 (HIGH SCHOOL YEARBOOK FUND):							
40,000.00	15,500.00	55,500.00	7,734.80	0.00	15,000.00	32,765.20	40.96
*****TOTAL FOR FUND-SCC 200 9120 (HIGH SCHOOL JOURNALISM FUND):							
665.44	0.00	665.44	0.00	0.00	0.00	665.44	0.00
*****TOTAL FOR FUND-SCC 200 9121 (HIGH SCHOOL NATIONAL HONOR SOCIETY):							
3,209.49	197.72	3,407.21	892.73	0.00	497.23	2,017.25	40.79
*****TOTAL FOR FUND-SCC 200 9201 (JUNIOR HIGH ART CLUB):							
665.63	0.00	665.63	0.00	0.00	0.00	665.63	0.00

*** NOTE!! ONLY ACTIVE ACCOUNTS HAVE BEEN SELECTED, TOTALS MAY EXCLUDE AMOUNTS THAT ARE RELATED TO INACTIVE ACCOUNTS. ***

LEXINGTON LOCAL SCHOOLS
 Appropriation Account Summary
 SORTED BY FUND-SCC

FYTD Appropriated	Prior FY Carryover Encumbrances	FYTD Expendable	FYTD Actual Expenditures	MTD Actual Expenditures	Current Encumbrances	FYTD Unencumbered Balance	FYTD Percent Exp/Enc
*****TOTAL FOR FUND-SCC 200 9204 (JUNIOR HIGH STUDENT COUNCIL FUND):							
1,017.50	0.00	1,017.50	520.64	177.88	29.36	467.50	54.05
*****TOTAL FOR FUND-SCC 200 9205 (JUNIOR HIGH LIBRARY CLUB):							
1,185.15	0.00	1,185.15	0.00	0.00	0.00	1,185.15	0.00
*****TOTAL FOR FUND-SCC 200 9301 (EASTERN ELEMENTARY STUDENT ACTIVITY FUND):							
3,115.03	0.00	3,115.03	1,128.44	88.60	21.18	1,965.41	36.91
*****TOTAL FOR FUND-SCC 200 9611 (HIGH SCHOOL INFORMED TEENS FUND):							
2,459.63	0.00	2,459.63	1,402.00	0.00	0.00	1,057.63	57.00
*****TOTAL FOR FUND-SCC 200 9612 (JUNIOR HIGH INFORMED TEENS FUND):							
686.90	0.00	686.90	50.00	0.00	0.00	636.90	7.28
*****TOTAL FOR FUND-SCC 300 9115 (JAZZ BAND):							
3,000.00	0.00	3,000.00	0.00	0.00	0.00	3,000.00	0.00
*****TOTAL FOR FUND-SCC 300 9116 (CHOIR):							
952.20	0.00	952.20	0.00	0.00	300.00	652.20	31.51
*****TOTAL FOR FUND-SCC 300 9206 (JUNIOR HIGH PHYS ED DEPARTMENT FUND):							
5,200.68	0.00	5,200.68	1,955.61	0.00	1,158.98	2,086.09	59.89
*****TOTAL FOR FUND-SCC 300 9210 (JR HIGH INSTRUMENTAL):							
41.03	0.00	41.03	0.00	0.00	0.00	41.03	0.00
*****TOTAL FOR FUND-SCC 300 9600 (ATHLETIC FUND):							
230,500.00	10,130.20	240,630.20	182,648.20	18,462.89	41,232.16	16,749.84	93.04

*** NOTE!! ONLY ACTIVE ACCOUNTS HAVE BEEN SELECTED, TOTALS MAY EXCLUDE AMOUNTS THAT ARE RELATED TO INACTIVE ACCOUNTS. ***

LEXINGTON LOCAL SCHOOLS
 Appropriation Account Summary
 SORTED BY FUND-SCC

FYTD Appropriated	Prior FY Carryover Encumbrances	FYTD Expendable	FYTD Actual Expenditures	MTD Actual Expenditures	Current Encumbrances	FYTD Unencumbered Balance	FYTD Percent Exp/Enc
*****TOTAL FOR FUND-SCC 300 9602 (ORCHESTRA):							
63.22	0.00	63.22	0.00	0.00	0.00	63.22	0.00
*****TOTAL FOR FUND-SCC 300 9603 (ELEMENTARY MUSIC):							
1,585.38	0.00	1,585.38	41.47	0.00	0.00	1,543.91	2.62
*****TOTAL FOR FUND-SCC 300 9605 (BAND):							
232.95	0.00	232.95	0.00	0.00	0.00	232.95	0.00
*****TOTAL FOR FUND-SCC 451 9018 (Network Connectivity FY 2018):							
9,000.00	0.00	9,000.00	9,000.00	0.00	0.00	0.00	100.00
*****TOTAL FOR FUND-SCC 516 9017 (IDEA-B SPECIAL EDUCATION FY17):							
11,891.11	6,509.98	18,401.09	18,401.09	0.00	0.00	0.00	100.00
*****TOTAL FOR FUND-SCC 516 9018 (IDEA-B SPECIAL EDUCATION FY18):							
481,605.51	0.00	481,605.51	260,142.36	56,475.77	139,040.93	82,422.22	82.89
*****TOTAL FOR FUND-SCC 572 9017 (TITLE I FY17):							
17,168.17	4,441.79	21,609.96	21,609.96	0.00	0.00	0.00	100.00
*****TOTAL FOR FUND-SCC 572 9018 (TITLE I FY18):							
325,497.39	0.00	325,497.39	165,161.89	26,172.70	9,769.78	150,565.72	53.74
*****TOTAL FOR FUND-SCC 587 9018 (EARLY CHILDHOOD SPECIAL EDUCATION IDEA FY18):							
16,629.10	0.00	16,629.10	5,157.37	515.19	6,206.58	5,265.15	68.34
*****TOTAL FOR FUND-SCC 590 9018 (TITLE II-A IMPROVING TEACHER QUALITY FY18):							
59,170.55	0.00	59,170.55	41,958.47	7,077.84	0.00	17,212.08	70.91

*** NOTE!! ONLY ACTIVE ACCOUNTS HAVE BEEN SELECTED, TOTALS MAY EXCLUDE AMOUNTS THAT ARE RELATED TO INACTIVE ACCOUNTS. ***

Date: 03/02/18
Time: 8:31 am

LEXINGTON LOCAL SCHOOLS
Appropriation Account Summary
SORTED BY FUND-SCC

Page: 8
(APPSUM)

FYTD Appropriated	Prior FY Carryover Encumbrances	FYTD Expendable	FYTD Actual Expenditures	MTD Actual Expenditures	Current Encumbrances	FYTD Unencumbered Balance	FYTD Percent Exp/Enc
*****TOTAL FOR FUND-SCC 599 9018 (TITLE IV):							
10,000.00	0.00	10,000.00	4,050.00	1,500.00	5,950.00	0.00	100.00
*****GRAND TOTALS:							
32,828,249.68	283,182.79	33,111,432.47	20,557,197.10	2,340,651.71	1,730,998.30	10,823,237.07	67.31

*** NOTE!! ONLY ACTIVE ACCOUNTS HAVE BEEN SELECTED, TOTALS MAY EXCLUDE AMOUNTS THAT ARE RELATED TO INACTIVE ACCOUNTS. ***