

LEXINGTON LOCAL SCHOOLS



FINANCIAL REPORT
FOR THE PERIOD ENDING
JANUARY 31, 2018

PREPARED BY
JASON WHITESEL, TREASURER

DATE: 02/05/2018
TIME: 12:20

LEXINGTON LOCAL SCHOOLS
CASH RECONCILIATION AS OF 01/31/2018

PAGE: 1
(USAEMSED)

	SUB-TOTALS	TOTALS
	-----	-----
Gross Depository Balances:		
RICHLAND BANK MMA 5719	\$ 1,816,656.18	
RICHLAND BANK SWEEP ACCT 3520	781,183.62	
RICHLAND BANK GENERAL ACCT 0580	300,588.47	
RICHLAND BANK ANTHEM SWEEP 3523	1,327,180.50	
RICHLAND BANK EE BENEFITS 3180	0.00	
RICHLAND BANK PAYROLL ACCT 9780	400.35	
RICHLAND BANK ATHLETIC ACCT 3280	2,215.00	

Total Depository Balances (Gross)		\$ 4,228,224.12
Adjustments to Bank Balance:		
Cash in Transit to Bank	\$ 7,397.40	
Outstanding Checks	126,027.36-	
Adjustments	432.92-	
Outstanding Vision Payments -\$32.57		
Municipal Income Tax -\$400.35		

Total Adjustments to Bank Balance		119,062.88-
Investments:		
Treasury Bonds and Notes	\$ 1,075,284.50	
Certificate of Deposits	3,950,000.00	
Other Securities	0.00	
Other Investments:		
Richland Bank - Money Market	59,938.30	

Total Investments		5,085,222.80
Cash on Hand:		
Petty Cash:		
TREASURER'S OFFICE	\$ 100.00	
HIGH SCHOOL	50.00	
JUNIOR HIGH SCHOOL	50.00	
EASTERN, CENTRAL, WESTERN	150.00	
Change Cash:		
ATHLETIC CHANGE	\$ 3,000.00	
CAFETERIA CHANGE	440.00	
JUNIOR HIGH SCHOOL	100.00	
Cash with Fiscal Agent	0.00	

Total Cash on Hand		3,890.00

Total Balances		\$ 9,198,274.04
		=====
Total Fund Balance		\$ 9,198,274.04
		=====
Depository Clearance Accounts:		

Total Clearance Account Balances		\$ 0.00

Jason D. Whitfield

January 01, 2018 To January 31, 2018

Account Name : Lexington Local SD Managing Agency

Account No : 5750

Summary Of Investment Holdings

Quantity	Description		Unit Value	Market Value	Tax Cost	Estimated Ann Inc	Yield To Mkt
<u>Money Market - Taxable</u>							
59,938.3	Northern Instl Government Select Portfolio		1.0000	59,938.30	59,938.30	695.28	1.16%
<i>Totals</i>				59,938.30	59,938.30	695.28	1.16%
<u>Marketable CD</u>							
150,000	Comenity Capital Bank	1.150%	08/29/2018	99.6129	149,419.35	1,725.00	1.15%
200,000	Franklin Synergy Bank	1.100%	10/09/2018	99.7602	199,520.40	2,200.00	1.10%
200,000	Farm Bureau Bank NV	1.100%	12/17/2018	99.4344	198,868.80	2,200.00	1.11%
150,000	Ally Bank Midvale UT	1.450%	02/11/2019	99.7640	149,646.00	2,175.00	1.45%
200,000	Capital One Bank USA	1.200%	08/12/2019	98.5844	197,168.80	2,400.00	1.22%
100,000	First Financial NW Inc WA	1.450%	08/19/2019	99.1153	99,115.30	1,450.00	1.46%
200,000	Abacus Federal Svgs Bk NY	1.250%	09/17/2019	98.6939	197,387.80	2,500.00	1.27%
200,000	Alma Bank NY	1.300%	06/10/2020	97.8473	195,694.60	2,600.00	1.33%
150,000	Community Fin'l Svcs Bk KY	1.500%	08/19/2020	98.0935	147,140.25	2,250.00	1.53%
200,000	Marlin Business Bank	1.850%	10/13/2020	98.8351	197,670.20	3,700.00	1.87%
175,000	Unison Bank	1.500%	11/25/2020	99.1891	173,580.93	2,625.00	1.51%
200,000	Goldman Sachs Bank USA	1.850%	02/17/2021	98.5381	197,076.20	3,700.00	1.88%
200,000	MB Financial Bank NA	1.400%	03/30/2021	96.3296	192,659.20	2,800.00	1.45%
100,000	BankVista Sartell MN	1.400%	04/06/2021	97.0575	97,057.50	1,400.00	1.44%
200,000	Bank of Santa Clarita CA	1.400%	04/15/2021	97.0291	194,058.20	2,800.00	1.44%
125,000	HSBC Bank USA	2.150%	07/26/2021	99.2211	124,026.38	2,687.50	2.17%
200,000	Stearns Bank NA	1.950%	09/29/2021	98.4238	196,847.60	3,900.00	1.98%
200,000	Bridgewater BK Bloom MN	1.900%	02/28/2022	97.8979	195,795.80	3,800.00	1.94%
200,000	Continental Bank UT	1.900%	06/22/2022	97.5172	195,034.40	3,800.00	1.95%
200,000	American Expr Centurion	2.400%	09/12/2022	98.9676	197,935.20	4,800.00	2.43%
200,000	Discover Bank	2.250%	09/27/2022	98.6897	197,379.40	4,500.00	2.28%
200,000	Sallie Mae Bank SLC UT	2.500%	12/13/2022	99.5901	199,180.20	5,000.00	2.51%

January 01, 2018 To January 31, 2018

Account Name : Lexington Local SD Managing Agency

Account No : 5750

Summary Of Investment Holdings

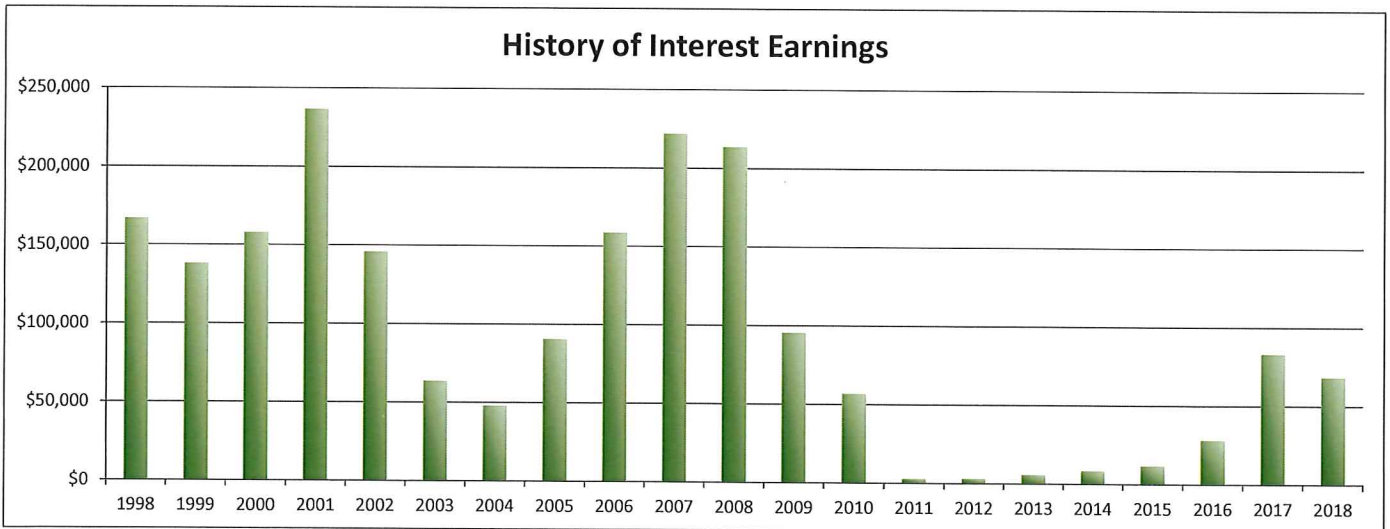
Quantity	Description			Unit Value	Market Value	Tax Cost	Estimated Ann Inc To Mkt	Yield
<i>Totals</i>					3,892,262.51	3,950,000.00	65,012.50	1.67%
<u>U.S. Govt Agy/Exempt State</u>								
125,000	FHLB	1.050%	06/04/2018	99.7984	124,748.00	124,987.50	1,312.50	1.05%
150,000	FHLB	1.000%	08/28/2018	99.5520	149,328.00	150,000.00	1,500.00	1.00%
<i>Totals</i>					274,076.00	274,987.50	2,812.50	1.03%
<u>U.S. Govt Agy/Nonexempt State</u>								
300,000	FHLMC	1.350%	03/29/2019	99.2451	297,735.30	300,297.00	4,050.00	1.36%
200,000	FHLMC	1.300%	10/25/2019	98.3859	196,771.80	200,000.00	2,600.00	1.32%
300,000	FNMA	1.300%	07/28/2020	97.7527	293,258.10	300,000.00	3,900.00	1.33%
<i>Totals</i>					787,765.20	800,297.00	10,550.00	1.34%
<i>Grand Total</i>					5,014,042.01	5,085,222.80	79,070.28	1.58%

LEXINGTON LOCAL SCHOOLS
INVESTMENT REPORT FOR THE MONTH ENDING
JANUARY 31, 2018

INTEREST EARNED:	THIS MONTH	FISCAL YEAR TO DATE
Richland Bank, General Sweep	\$457.38	\$6,454.02
Richland Bank, General MMA	\$2,369.48	\$25,421.45
Richland Bank, Anthem Sweep	\$959.13	\$4,681.63
Star Ohio	\$0.00	\$0.00
CDs, Bonds, and other investments	\$6,715.39	\$31,774.20
TOTAL INTEREST RECEIVED	\$10,501.38	\$68,331.30

History of Interest Earnings	Fiscal Year	Interest Earnings
	1998	\$ 167,057.52
	1999	\$ 138,113.69
	2000	\$ 157,991.72
	2001	\$ 236,839.79
	2002	\$ 146,052.34
	2003	\$ 63,712.36
	2004	\$ 47,970.95
	2005	\$ 90,719.94
	2006	\$ 158,724.51
	2007	\$ 221,998.86
	2008	\$ 213,660.34
	2009	\$ 95,639.63
	2010	\$ 56,860.22
	2011	\$ 3,001.78
	2012	\$ 3,090.00
	2013	\$ 5,758.97
	2014	\$ 8,349.92
	2015	\$ 11,765.22
	2016	\$ 28,300.22
	2017	\$ 83,194.26
FISCAL Year To Date	2018	\$68,331.30

Total Interest Earnings 1998 to Present	\$ 2,007,133.54
--	------------------------



Processing Month: January 2018

(FINSUM)

LEXINGTON LOCAL SCHOOLS

Fnd	Sec	Description	Beginning Balance	MTD Revenues	FYTD Revenues	MTD Expenditures	FYTD Expenditures	Current Available Balance
001	0000	GENERAL FUND	9,518,883.84	932,321.49	12,484,978.98	2,144,556.69	14,035,385.57	7,968,477.25
001	9412	GENERAL BUDGET RESERVE SE	87,928.97	.00	.00	.00	.00	87,928.97
002	0000	BOND RETIREMENT FUND	1,925.89	.00	.00	.00	.00	1,925.89
003	0000	PERMANENT IMPROVEMENT FUN	97,922.89	.00	306,633.98	5,825.00	714,598.03	310,041.16
006	0000	FOOD SERVICE FUND	12.48	56,986.33	347,654.79	58,769.73	426,525.27	78,858.00
007	9100	LEXINGTON MINUTEMEN ACADE	14,832.85	164.99	4,192.15	5,000.00	6,658.72	12,366.28
007	9800	TERRY McCAMMON SCHOLARSHI	13,193.28	15.48	78.16	.00	500.00	12,771.44
018	9100	HIGH SCHOOL PRINCIPAL'S F	2,582.45	92.58	3,810.57	130.40	4,460.75	1,932.47
018	9200	JUNIOR HIGH PRINCIPAL'S F	1,836.16	114.75	4,865.79	.00	541.00	6,160.95
018	9300	EASTERN PRINCIPAL'S FUND	9,419.21	355.47	5,984.09	1,096.93	8,813.36	6,589.94
018	9301	EASTERN ELEMENTARY BOOKFA	10,291.12	1,281.50	1,281.50	.00	556.19	11,016.43
018	9302	EASTERN ELEMENTARY MATH	1,072.16	.00	1,226.00	.00	611.42	1,686.74
018	9400	CENTRAL PRINCIPAL'S FUND	7,558.44	1,489.10	3,251.24	93.26	1,703.40	9,106.28
018	9401	CENTRAL ELEMENTARY BOOKFA	3,701.28	15.00	3,346.95	.00	3,794.88	3,253.35
018	9402	CENTRAL ELEMENTARY ART	1,109.00	.00	.00	.00	.00	1,109.00
018	9500	WESTERN PRINCIPAL'S FUND	12,077.85	330.00	4,439.98	.00	2,131.40	14,386.43
018	9501	WESTERN ELEMENTARY BOOKFA	2,986.55	205.00	4,589.82	.00	4,827.87	2,748.50
018	9503	WESTERN ELEMENTARY ART	839.42	.00	.00	.00	.00	839.42
018	9901	JUNIOR HIGH TEACHER ADVIS	109.25	.00	.00	.00	.00	109.25
019	9001	ACADEMIC BOOSTERS GRANTS	769.07	.00	.00	.00	.00	769.07
019	9121	CENTRAL ELEMENTARY PTO GR	811.03	7.94	1,099.20	.00	446.53	1,463.70
019	9122	EASTERN ELEMENTARY PTO GR	2,355.89	7.94	1,099.17	.00	3,150.80	304.26
019	9123	WESTERN ELEMENTARY PTO GR	3,808.64	7.95	1,099.16	.00	1,141.04	3,766.76
019	9200	RICHLAND COUNTY FOUNDATIO	200.00	.00	.00	.00	.00	200.00
019	9208	RICHLAND CO FOUND-BUILD A	10.32	.00	.00	.00	.00	10.32
019	9209	RICH CO FOUND-LEARN TO RE	59.95	.00	.00	.00	.00	59.95
019	9210	RICH CO FOUND-MULTI-SENS	.46	.00	.00	.00	.00	.46
019	9211	RICH CO FOUND-BEE AWAREME	17.58	.00	.00	.00	.00	17.58
019	9212	RICH CO FOUND-DONT LET TH	19.17	.00	.00	.00	.00	19.17
019	9213	RICH CO FOUND-BRAIN GAMES	.00	.00	1,500.00	.00	673.06	826.94
019	9214	RICH CO FOUND-TALKING SEN	.00	.00	1,269.63	.00	393.01	676.62
019	9215	RICH CO FOUND-SEE THE CIV	.00	.00	117.55	.00	.00	117.55
019	9216	RICH CO FOUND-SCIENCE OLY	.00	.00	1,500.00	.00	686.68	813.32
019	9217	RICH CO FOUND-KICK BACK W	.00	.00	902.25	.00	902.25	.00
019	9502	RICHLAND CO HMG SENSORY G	2,000.00	.00	.00	.00	2,000.00	.00
022	9601	OHSAA TOURNAMENT AGENCY F	2,257.26	300.00	21,237.81	1,104.00	19,152.51	4,342.56
024	0000	EMPLOYEE BENEFITS FUND FO	920,435.01	431,291.39	2,764,773.30	265,877.90	2,358,060.38	1,327,147.93
200	9101	HIGH SCHOOL ART CLUB	93.76	.00	.00	.00	.00	93.76
200	9102	HIGH SCHOOL DRAMA CLUB	31,925.52	900.00	950.00	.00	2,266.00	30,609.52
200	9103	HIGH SCHOOL MATH CLUB	52.70	.00	.00	.00	.00	52.70
200	9104	HIGH SCHOOL LEADERSHIP CO	414.45	.00	3,282.00	.00	3,314.00	382.45
200	9105	HIGH SCHOOL FRENCH CLUB	177.37	.00	184.00	.00	.00	361.37
200	9107	HIGH SCHOOL SPANISH CLUB	774.97	145.00	375.00	.00	96.93	1,053.04
200	9108	HIGH SCHOOL LEO CLUB	2,948.88	.00	810.34	.00	118.53	3,640.69
200	9114	HIGH SCHOOL STUDENT COUNC	2,876.98	.00	480.00	196.30	835.86	2,521.12
200	9115	HIGH SCHOOL KEY CLUB	1,767.62	10.00	410.00	173.58	615.79	1,561.83

Processing Month: January 2018
 LEXINGTON LOCAL SCHOOLS

Fnd	Sec	Description	Beginning Balance	MTD Revenues	FYTD Revenues	MTD Expenditures	FYTD Expenditures	Current Available Balance
200	9116	HIGH SCHOOL CHESS CLUB	321.00	.00	.00	.00	.00	321.00
200	9119	HIGH SCHOOL YEARBOOK FUND	53,327.14	690.00	9,227.73	.00	7,734.80	54,820.07
200	9120	HIGH SCHOOL JOURNALISM FU	665.44	.00	.00	.00	.00	665.44
200	9121	HIGH SCHOOL NATIONAL HONOR	641.21	.00	1,390.00	.00	892.73	1,138.48
200	9201	JUNIOR HIGH ART CLUB	389.63	.00	95.50	.00	.00	485.13
200	9204	JUNIOR HIGH STUDENT COUNCIL	296.50	.00	1,143.50	.00	342.76	1,097.24
200	9205	JUNIOR HIGH LIBRARY CLUB	631.15	.00	553.50	.00	.00	77.65
200	9301	EASTERN ELEMENTARY STUDEN	670.03	.00	829.62	30.22	1,039.84	459.81
200	9611	HIGH SCHOOL INFORMED TEEN	913.63	.00	1,402.00	.00	1,402.00	913.63
200	9612	JUNIOR HIGH INFORMED TEEN	202.90	53.10	213.10	.00	50.00	366.00
300	9115	JAZZ BAND	2,327.81	.00	.00	.00	.00	2,327.81
300	9116	CHOIR	902.20	.00	200.00	.00	.00	1,102.20
300	9206	JUNIOR HIGH PHYS ED DEPAR	2,560.68	330.00	1,920.00	473.65	1,955.61	2,525.07
300	9210	JR HIGH INSTRUMENTAL	41.03	.00	.00	.00	.00	41.03
300	9600	ATHLETIC FUND	22,543.12	21,036.51	183,020.53	20,302.80	164,185.31	41,378.34
300	9601	ATHLETIC CAPITAL FUND	.00	.00	13,000.00	.00	.00	13,000.00
300	9602	ORCHESTRA	63.22	.00	.00	.00	.00	63.22
300	9603	ELEMENTARY MUSIC	1,362.38	.00	.00	.00	41.47	1,320.91
300	9605	BAND	232.95	.00	.00	.00	.00	232.95
451	9018	Network Connectivity FY 2	.00	.00	4,500.00	.00	9,000.00	4,500.00
516	9017	IDEA-B SPECIAL EDUCATION	41,548.28	.00	59,949.37	.00	18,401.09	.00
516	9018	IDEA-B SPECIAL EDUCATION	.00	37,736.86	162,911.46	64,562.31	203,666.59	40,755.13
572	9017	TITLE I FY17	88,024.70	.00	109,634.66	.00	21,609.96	.00
572	9018	TITLE I FY18	.00	26,233.68	130,485.09	28,181.22	138,989.19	8,504.10
587	9017	EARLY CHILDHOOD SPECIAL E	293.23	.00	293.23	.00	.00	.00
587	9018	EARLY CHILDHOOD SPECIAL E	.00	1,737.20	3,220.48	1,551.69	4,642.18	1,421.70
590	9018	TITLE II-A IMPROVING TEAC	.00	8,707.18	34,227.52	7,079.27	34,880.63	653.11
399	9018	TITLE IV	.00	.00	.00	2,550.00	2,550.00	2,550.00
Grand Total All Funds			10,720,285.73	1,522,566.44	16694,533.70	2,607,554.95	18216,545.39	9198,274.04
Total Invested Funds			.00					

DATE: 02/05/2018
TIME: 11:54:29OHIO DEPARTMENT OF EDUCATION - OFFICE OF SCHOOL MANAGEMENT ASSISTANCE
ANNUAL SPENDING PLAN (CURRENT OPERATION - GENERAL FUND ONLY - O.R.C. 5705.391)

PAGE: 1

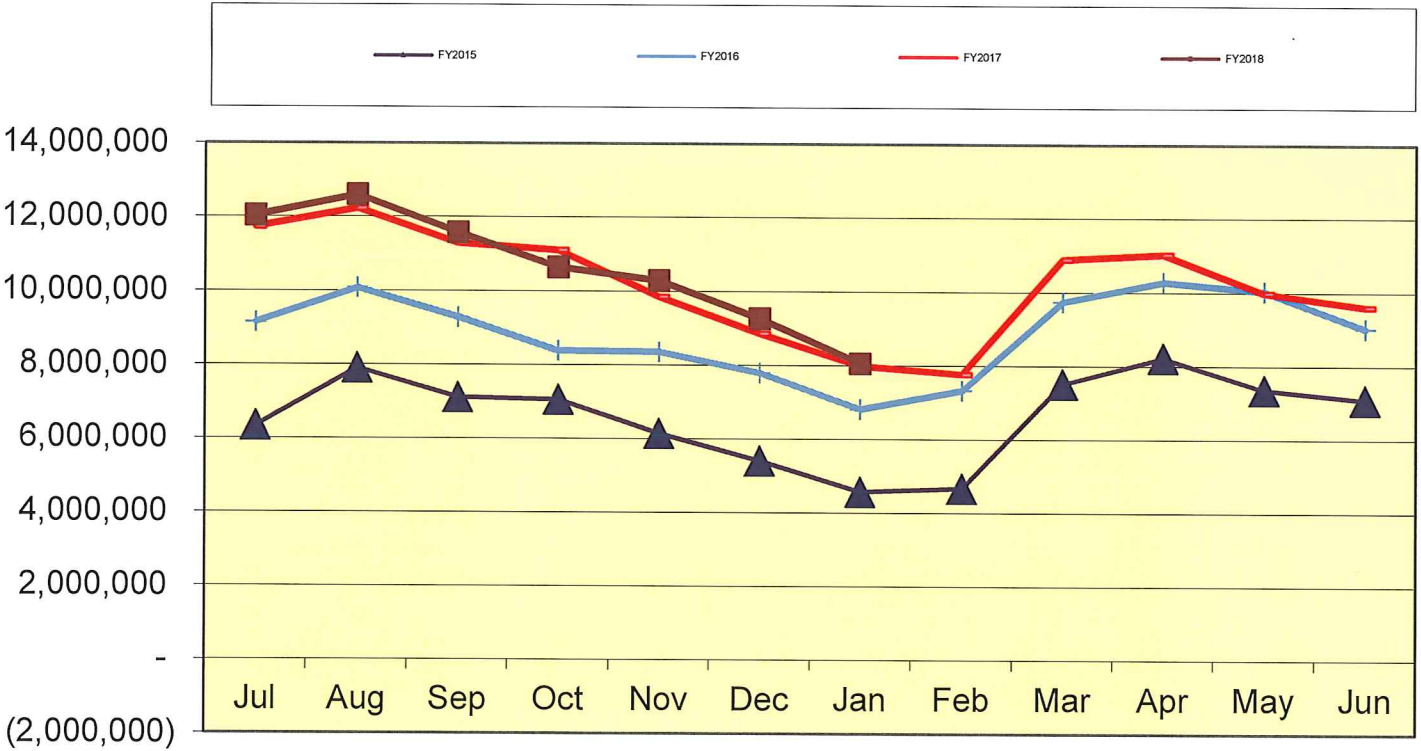
SCHOOL DISTRICT: LEXINGTON LOCAL SCHOOLS TRN # 049437 COUNTY: RICHLAND FISCAL YEAR: 2018 MONTH: 01

	MONTHLY ESTIMATE	MONTHLY ACTUAL	MONTHLY DIFFERENCE	FISCAL YTD ESTIMATE	FISCAL YTD ACTUAL	FISCAL YTD DIFFERENCE
REVENUES						
01.010 General Property (Real Estate)	0	0	0	4,633,943	4,633,374	569-
01.020 Tangible Personal Property Tax	0	0	0	259,510	259,510	0
01.030 Income Tax	0	0	0	0	0	0
01.035 Unrestricted Grants-in-Aid	872,000	896,910	24,910	6,016,000	6,267,700	251,700
01.040 Restricted Grants-in-Aid	7,000	5,700	1,212-	46,600	41,300	5,300-
01.045 Restricted Grants-in-Aid - SFSP	0	0	0	0	0	0
01.050 Property Tax Allocation	0	0	0	884,500	877,314	7,186-
01.060 All Other Operating Revenue	55,000	29,552	25,448-	270,000	292,373	22,373
01.070 Total Revenue	934,000	932,250	1,750-	12,110,553	12,371,651	261,098
OTHER FINANCING SOURCES						
02.010 Proceeds from Sale of Notes	0	0	0	0	0	0
02.020 State Emergency Loans & Advancements (Approved)	0	0	0	0	0	0
02.040 Operating Transfers-In	0	0	0	0	0	0
02.050 Advances-In	0	0	0	0	0	0
02.060 All Other Financing Sources	0	71	71	30,000	113,330	83,330
02.070 Total Other Financing Sources	0	71	71	30,000	113,330	83,330
02.080 Total Revenues and Other Financing Sources	934,000	932,321	1,679-	12,140,553	12,484,981	344,428
EXPENDITURES						
03.010 Personal Services	1,090,400	1,102,982	4,582	7,325,200	7,389,597	64,397
03.020 Employees' Retirement/Insurance Benefits	505,000	530,194	25,194	3,552,000	3,619,034	67,034
03.030 Purchased Services	300,000	453,629	153,629	2,190,000	2,289,583	99,583
03.040 Supplies and Materials	35,000	33,310	1,690-	523,000	513,512	9,488-
03.050 Capital Outlay	5,000	15,341	10,341	87,500	91,311	3,811
03.060 Intergovernmental	0	0	0	0	0	0
04.010 Debt Service: All Principal (Historical)	0	0	0	0	0	0
04.020 Debt Service: Principal - Notes	0	0	0	0	0	0
04.030 Debt Service: Principal - State Loans	0	0	0	0	0	0
04.040 Debt Service: Principal - State Advancements	0	0	0	0	0	0
04.050 Debt Service: Principal - HB 264 Loans	0	0	0	0	0	0
04.055 Debt Service: Principal - Other	0	0	0	0	0	0
04.060 Debt Service: Interest and Fiscal Charges	0	0	0	0	0	0
04.300 Other Objects	6,000	9,101	3,101	138,500	132,350	6,150-
04.500 Total Expenditures	1,949,400	2,144,557	195,157	13,816,200	14,035,387	219,187
OTHER FINANCING USES						
05.010 Operating Transfers - Out	0	0	0	0	0	0
05.020 Advances - Out	0	0	0	0	0	0
05.030 All Other Financing Uses	0	0	0	0	0	0
05.040 Total Other Financing Uses	0	0	0	0	0	0
05.050 Total Expenditure and Other Financing Uses	1,949,400	2,144,557	195,157	13,816,200	14,035,387	219,187
06.010 Excess Rev & Oth Financing Sources over(under) Exp &	1,015,400-	1,212,236-	196,836-	1,675,647-	1,550,406-	125,241
07.010 Beginning Cash Balance	8,946,566	9,268,643	322,077	9,606,813	9,606,813	0
07.020 Ending Cash Balance	7,931,166	8,056,407	125,241	7,931,166	8,056,407	125,241
08.010 Outstanding Encumbrances	1,200,000	1,352,467	152,467	1,200,000	1,352,467	152,467

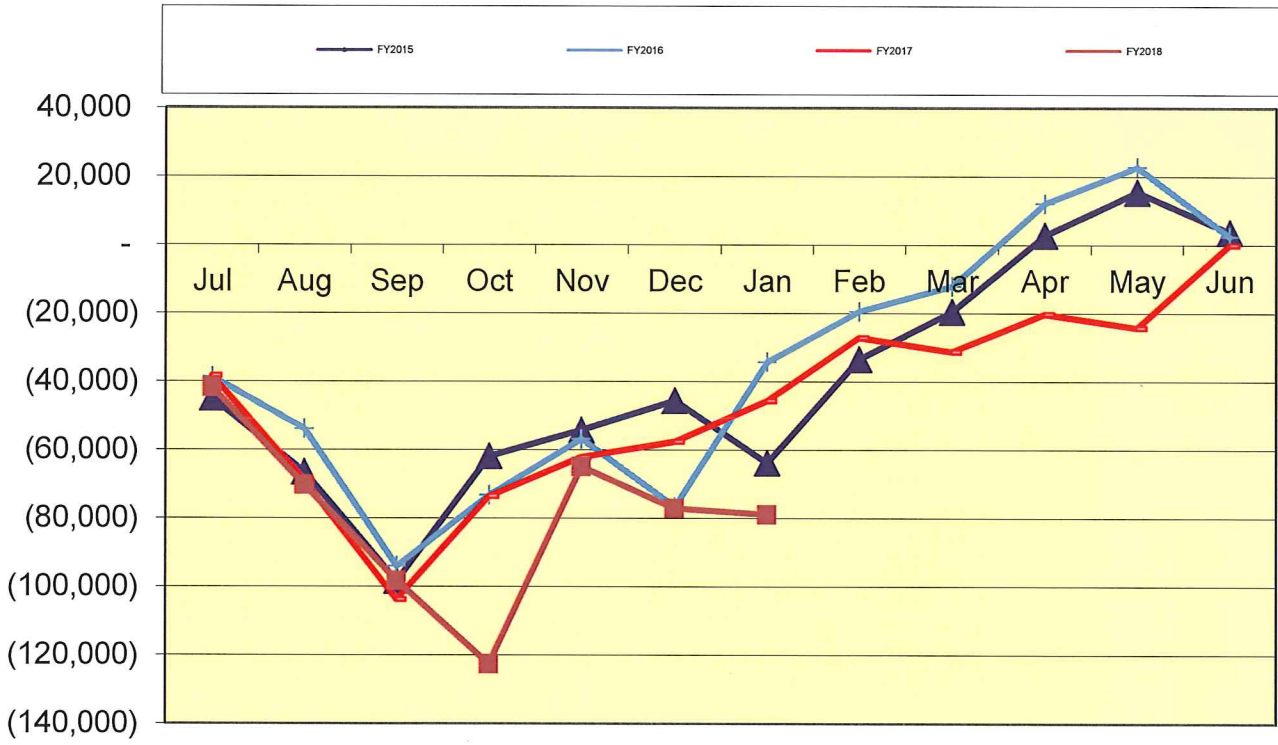
**LEXINGTON LOCAL SCHOOL DISTRICT
GENERAL FUND ONLY 2017-18
SUMMARY OF RECEIPTS AND EXPENDITURES - FIVE YEAR FORECAST FORMAT**

LINE 7.010	BEGINNING CASH BALANCE		\$	9,606,813		
	1/31/2018	FISCAL		FISCAL	VARIANCE	PERCENT
		YEAR TO DATE		YEAR TO DATE	Estimate vs.	of
	REVENUES	Estimate		Actual	Actual	VARIANCE
LINE 1.010	Real Estate Tax	\$ 4,633,943	\$	4,633,374	(\$569)	-0.01%
LINE 1.020	Personal Property Tax	\$ 259,510	\$	259,510	\$0	0.00%
LINE 1.030	Income Tax	\$ -	\$	-	\$0	
LINE 1.035	State Funding	\$ 6,016,000	\$	6,267,780	\$251,780	4.19%
LINE 1.040	Career Tech / Economic Disadv.	\$ 46,600	\$	41,300	(\$5,300)	-11.37%
LINE 1.050	Property Tax Allocation	\$ 884,500	\$	877,314	(\$7,186)	-0.81%
LINE 1.060	Other Operating Revenue	\$ 270,000	\$	292,373	\$22,373	8.29%
LINE 1.070	TOTAL REVENUE	\$ 12,110,553	\$	12,371,651	\$261,098	2.16%
			\$	-		
LINE 2.01	Proceeds from Notes	\$ -	\$	-	\$0	
LINE 2.04	Transfers In	\$ -	\$	-	\$0	
LINE 2.050	Advances In	\$ -	\$	-	\$0	#DIV/0!
LINE 2.060	Other Financing Sources	\$ 30,000	\$	113,330	\$83,330	277.77%
LINE 2.070	TOTAL OTHER SOURCES	\$ 30,000	\$	113,330	\$83,330	277.77%
LINE 2.080	TOTAL REVENUES & Sources	\$ 12,140,553	\$	12,484,981	\$344,428	2.84%
	EXPENSES					
LINE 3.010	Salaries	\$ 7,325,200	\$	7,389,597	(\$64,397)	-0.88%
LINE 3.020	Retirement and Benefits	\$ 3,552,000	\$	3,619,034	(\$67,034)	-1.89%
LINE 3.030	Purchased Services	\$ 2,190,000	\$	2,289,583	(\$99,583)	-4.55%
LINE 3.040	Supplies and Materials	\$ 523,000	\$	513,512	\$9,488	1.81%
LINE 3.050	Capital Outlay and Equipment	\$ 87,500	\$	91,311	(\$3,811)	-4.36%
LINE 3.06	INTERGOVERNMENTAL	\$ -	\$	-	\$0	
LINE 4.020	DEBT SERVICE - Notes	\$ -	\$	-	\$0	
LINE 4.060	DEBT SERVICE - Interest charges	\$ -	\$	-	\$0	
LINE 4.300	Other Objects	\$ 138,500	\$	132,350	\$6,150	4.44%
LINE 4.500	TOTAL EXPENDITURES	\$ 13,816,200	\$	14,035,387	(\$219,187)	-1.59%
			\$	-		
LINE 5.00	TRANSFERS OUT	\$ -	\$	-	\$0	
LINE 5.02	ADVANCES OUT	\$ -	\$	-	\$0	
LINE 5.03	ALL OTHER USES	\$ -	\$	-	\$0	
LINE 5.040	TOTAL OTHER USES	\$ -	\$	-	\$0	
LINE 5.050	TOTAL EXPENDITURES & USES	\$ 13,816,200	\$	14,035,387	(\$219,187)	-1.59%
		Estimate		Actual	Variance	
LINE 6.010	REVENUES OVER EXPENSES	\$ (1,675,647)	\$	(1,550,406)	\$125,241	
LINE 7.020	ENDING CASH BALANCE	\$ 7,931,166	\$	8,056,407	\$125,241	
	Less Reserves	\$ (87,929)	\$	(87,929)	\$ -	
LINE 8.010	Less Outstanding Encumbrances	\$ (1,200,000)	\$	(1,352,467)	\$ (152,467)	12.71%
LINE 15.010	Unreserved Fund Balance	\$ 6,643,237	\$	6,616,011	(\$27,226)	-0.41%
		Estimate		Actual	Benchmark Yr. End	
	Salaries/Benefits as % of Revenue	89.8%		89.0%	80.1% or below	
	True Days Cash - Calendar Days on which can operate	103		101	90 or above optimal	

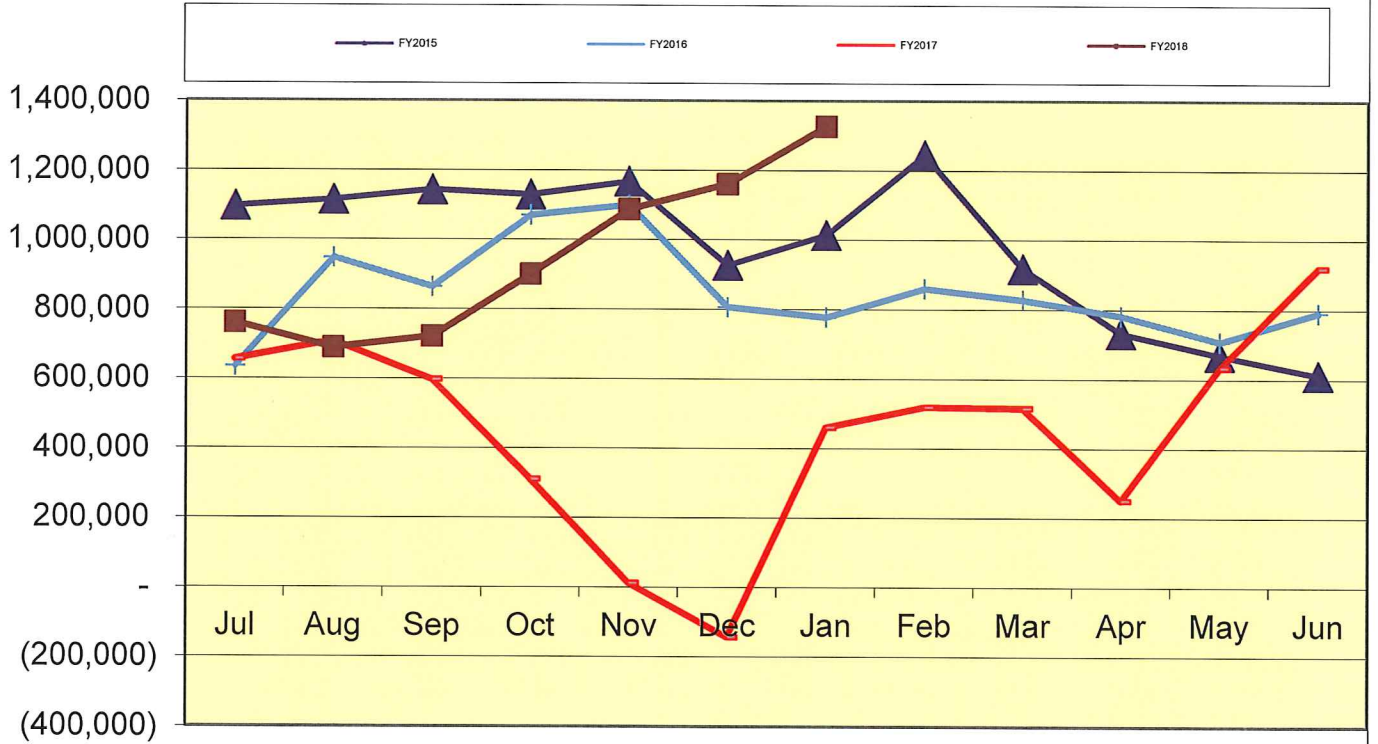
Lexington Local Schools General Fund Cash Balance



Lexington Local Schools Food Service Fund Cash Balance



Lexington Local Schools Employee Benefits Fund Cash Balance



Lexington Local Schools

Permanent Improvement Fund
1/31/2018

	Budgeted Amount	Actual Fiscal Year Expended	Current Encumbrances	Expenses / Encumbrances Over/Under Estimate	Remaining Estimated PI Project Costs
Instruction and Administration					
JH Science Lab	\$ 7,817.40	\$ 5,678.71	\$ -	\$2,138.69	\$2,138.69
Go Math (Western/Central/Eastern)	\$ 8,208.00	\$ 8,208.00	\$ -	\$0.00	\$0.00
JH PE Equipment	\$ 510.53	\$ 210.52	\$ -	\$300.01	\$300.01
Western Classroom Storage/Activity Table	\$ 1,198.55	\$ 1,046.93	\$ 82.00	\$69.62	\$0.00
Curriculum Cubicle Equipment	\$ 1,085.00	\$ 1,085.00	\$ -	\$0.00	\$0.00
Western Classroom Activity Table	\$ 965.77	\$ 865.01	\$ -	\$100.76	\$0.00
Central Storage Cabinet	\$ 1,238.86	\$ 1,238.86	\$ -	\$0.00	\$0.00
Central Playground Equipment	\$ 1,866.15	\$ 1,741.48	\$ -	\$124.67	\$0.00
Central Classroom Roller Map	\$ 170.42	\$ 170.42	\$ -	\$0.00	\$0.00
HS Graphing Calculators	\$ 3,532.30	\$ 3,149.70	\$ -	\$382.60	\$0.00
Central Grade 2 Smart Sets	\$ 2,294.00	\$ 2,142.00	\$ -	\$152.00	\$0.00
HS Psychology Textbooks	\$ 6,006.82	\$ 5,841.04	\$ -	\$165.78	\$0.00
HS Algebra II Textbooks w/Embedded Aleks	\$ 26,442.49	\$ 25,729.56	\$ -	\$712.93	\$0.00
HS AP College Physics Textbooks	\$ 10,494.77	\$ 10,494.77	\$ -	\$0.00	\$0.00
HS Chemistry Textbooks	\$ 19,543.12	\$ 19,543.12	\$ -	\$0.00	\$0.00
HS Accounting Textbooks	\$ 7,412.50	\$ 7,412.50	\$ -	\$0.00	\$0.00
HS Biology Textbooks	\$ 2,920.48	\$ 2,920.50	\$ -	(\$0.02)	\$0.00
HS Business Textbooks	\$ 645.00	\$ 645.00	\$ -	\$0.00	\$0.00
HS American Government Textbooks	\$ 403.00	\$ 403.00	\$ -	\$0.00	\$0.00
Central Discovery Link Science	\$ 1,509.00	\$ -	\$ 1,509.00	\$0.00	\$0.00
Literacy Footprints - 1st Grade Kit	\$ 3,937.50	\$ 3,937.50	\$ -	\$0.00	\$0.00
Literacy Footprints - 2nd Grade Kit Central	\$ 2,409.75	\$ 2,409.75	\$ -	\$0.00	\$0.00
Western Classroom Books - 100 Book Challenge	\$ 4,200.00	\$ 4,200.00	\$ -	\$0.00	\$0.00
Western Classroom Fiction Short Reads	\$ 2,375.00	\$ 2,588.75	\$ -	(\$213.75)	\$0.00
Central Classroom Fiction Short Reads	\$ 4,083.20	\$ 3,712.00	\$ -	\$371.20	\$0.00
Central Classroom Non-Fiction Short Reads	\$ 985.00	\$ 984.27	\$ -	\$0.73	\$0.00
Central Classroom Books	\$ 336.05	\$ 336.05	\$ -	\$0.00	\$0.00
Central Fraction/Decimal Teaching Kit	\$ 109.93	\$ 104.43	\$ -	\$5.50	\$0.00
Central Teacher Synergy Classroom Bundle Kits	\$ 231.50	\$ 229.09	\$ -	\$2.41	\$0.00
Central Classroom Guided Reading Books	\$ 4,059.35	\$ 3,531.56	\$ -	\$527.79	\$0.00
Central Comprehensive Series - 3.5-5.0	\$ 227.10	\$ 227.10	\$ -	\$0.00	\$0.00
Central Learn Our History Classroom Material	\$ 77.50	\$ 77.50	\$ -	\$0.00	\$0.00
Central Liberty Kids Complete Series: 4 DVD Set	\$ 11.99	\$ 12.97	\$ -	(\$0.98)	\$0.00
Central Music	\$ 1,558.12	\$ 1,439.92	\$ -	\$118.20	\$0.00
Central Rekenrek Counting Frame	\$ 495.00	\$ 448.00	\$ -	\$47.00	\$0.00
Central Blinds	\$ 375.00	\$ -	\$ 375.00	\$0.00	\$0.00
Central Classroom Books	\$ 1,200.00	\$ 1,007.77	\$ -	\$192.23	\$0.00
Western Desk Work Station	\$ 141.79	\$ 140.28	\$ -	\$1.51	\$0.00
Western Classroom Equipment (Stability Ball/NeoRak Stool)	\$ 729.29	\$ 647.29	\$ -	\$82.00	\$0.00
Central/Eastern Classroom Fiction Short Reads	\$ 2,604.40	\$ 2,133.36	\$ 644.24	(\$173.20)	\$0.00
Eastern Classroom Chairs/Desks - New 4th Grade	\$ 2,972.10	\$ 2,972.10	\$ -	\$0.00	\$0.00
HS World History/Geography Texts	\$ 983.19	\$ -	\$ 983.19	\$0.00	\$0.00
Maintenance					
HS Roof Project	\$ 183,000.00	\$ 181,650.00	\$ -	\$1,350.00	\$0.00
JH Chair Lift	\$ 36,000.00	\$ 35,000.00	\$ -	\$1,000.00	\$0.00
HS Security Update (Locks, Keys, Panic Devices)	\$ 3,445.00	\$ 3,610.00	\$ -	(\$165.00)	\$0.00
Transportation					
New buses	\$ 185,036.00	\$ 185,036.00	\$ -	\$0.00	\$0.00
Technology					
Computers, servers, tech equip., etc.	\$ 150,000.00	\$ 146,246.86	\$ 3,588.00	\$165.14	\$165.14
Food Service					
PaySchools Quik Lunch Conversion	\$ 4,325.00	\$ 4,325.00	\$ -	\$0.00	\$0.00
Lunch Conversion Computer Equipment	\$ 5,799.98	\$ 5,799.98	\$ -	\$0.00	\$0.00
Eastern Cafeteria Tables	\$ 6,385.20	\$ 6,761.34	\$ -	(\$376.14)	\$0.00
Athletics and Student Activities					
HS Athletics Equipment	\$ 5,952.00	\$ 5,952.00	\$ -	\$0.00	\$0.00
HS Athletics Baseball Field Updates	\$ 5,600.00	\$ 5,600.00	\$ -	\$0.00	\$0.00
Fees					
Tax Collection Fees	\$ 14,500.00	\$ 4,951.04	\$ -	\$9,548.96	\$9,548.96
Totals					
	\$ 738,410.10	\$ 714,598.03	\$ 7,181.43	\$16,630.64	\$12,152.80
Total Budgeted	\$ 738,410.10				
Actual Cash Balance 7/1/17	\$ 97,922.89				
Revenues FY18 - Taxes from levy	\$ 306,633.98				
Expenditures FY18	\$ (714,598.03)				
Current Cash Balance	\$ (\$310,041.16)				
Current Encumbrances	\$ (7,181.43)				
Available Balance	\$ (\$317,222.59)				
Remaining Estimated Revenues FY18 - Taxes from levy	\$ 368,366.02				
Less: Remaining Estimated PI Project Costs	\$ (\$12,152.80)				
6/30/18 Estimated Carryover	\$ 38,990.63				

Lexington Local Schools

Food Service Fund 2017-18 vs. 2016-2017 vs. 2015-2016

							Beginning Balance 7/1/17	\$ 13
2017-2018 Through 1/31/18								
<i>Revenues</i>	District-Wide	High School	Junior High	Eastern	Central	Western	Total	
Student Type A, Ezipay, Misc	\$ -	\$ 55,921	\$ 23,019	\$ 27,103	\$ 21,037	\$ 17,850	\$ 144,930	
Student Break, Milk & A La Carte	\$ -	\$ 30,624	\$ 7,338	\$ 7,058	\$ 2,678	\$ 4,000	\$ 51,698	
Adult & Misc revenues	\$ 5,512	\$ 2,305	\$ 674	\$ 1,323	\$ 1,072	\$ 1,038	\$ 11,924	
State Reimb	\$ -	\$ -	\$ -	\$ -	\$ -	\$ -	\$ -	
Federal Reimb	\$ -	\$ 32,506	\$ 21,767	\$ 38,433	\$ 27,483	\$ 18,914	\$ 139,103	
Transfer In	\$ -	\$ -	\$ -	\$ -	\$ -	\$ -	\$ -	
Total Revenues	\$ 5,512	\$ 121,356	\$ 52,798	\$ 73,917	\$ 52,270	\$ 41,802	\$ 347,655	
<i>Expenses</i>								
Wages	\$ 27,791	\$ 68,313	\$ 30,653	\$ 21,131	\$ 20,166	\$ 19,855	\$ 187,909	
Severance	\$ -	\$ -	\$ -	\$ -	\$ -	\$ -	\$ -	
Retirement	\$ 6,659	\$ 14,892	\$ 5,388	\$ 5,392	\$ 5,478	\$ 4,037	\$ 41,846	
Medical	\$ 15,676	\$ 28,338	\$ 13,787	\$ 18,892	\$ 4,341	\$ -	\$ 81,034	
Life, Dent, MC, WC	\$ 1,047	\$ 2,669	\$ 1,541	\$ 1,029	\$ 804	\$ 482	\$ 7,572	
Purch Serv, Repairs, Phone, Poste	\$ 1,561	\$ 1,358	\$ 1,031	\$ 1,121	\$ 923	\$ 493	\$ 6,487	
Supplies	\$ 3,181	\$ -	\$ -	\$ -	\$ -	\$ -	\$ 3,181	
Food Costs	\$ -	\$ 39,887	\$ 15,465	\$ 27,582	\$ 8,060	\$ 7,502	\$ 98,496	
Equipment	\$ -	\$ -	\$ -	\$ -	\$ -	\$ -	\$ -	
Other Costs	\$ -	\$ -	\$ -	\$ -	\$ -	\$ -	\$ -	
Total Expenses	\$ 55,915	\$ 155,457	\$ 67,865	\$ 75,147	\$ 39,772	\$ 32,369	\$ 426,525	
Net Gain (Loss)	\$ (50,403)	\$ (34,101)	\$ (15,067)	\$ (1,230)	\$ 12,498	\$ 9,433	\$ (78,870)	
							Ending Cash Balance 1/31/18	\$ (78,857)

							Beginning Balance 7/1/16	\$ 2,553
2016-2017 Through 1/31/17								
<i>Revenues</i>	District-Wide	High School	Junior High	Eastern	Central	Western	Total	
Student Type A, Ezipay, Misc	\$ -	\$ 59,232	\$ 25,644	\$ 25,931	\$ 22,031	\$ 19,692	\$ 152,530	
Student Break, Milk & A La Carte	\$ -	\$ 35,873	\$ 10,040	\$ 5,885	\$ 3,391	\$ 3,167	\$ 58,356	
Adult & Misc revenues	\$ 18,348	\$ 4,070	\$ 826	\$ 1,572	\$ 1,425	\$ 850	\$ 27,091	
State Reimb	\$ -	\$ 655	\$ 484	\$ 740	\$ 569	\$ 398	\$ 2,846	
Federal Reimb	\$ -	\$ 33,360	\$ 25,437	\$ 37,889	\$ 29,488	\$ 20,908	\$ 147,082	
Total Revenues	\$ 18,348	\$ 133,190	\$ 62,431	\$ 72,017	\$ 56,904	\$ 45,015	\$ 387,905	
<i>Expenses</i>								
Wages	\$ 27,323	\$ 67,896	\$ 33,617	\$ 21,917	\$ 19,244	\$ 18,960	\$ 188,957	
Severance	\$ -	\$ -	\$ -	\$ -	\$ -	\$ -	\$ -	
Retirement	\$ 6,525	\$ 16,154	\$ 5,784	\$ 6,906	\$ 4,045	\$ 3,240	\$ 42,654	
Medical	\$ 13,870	\$ 25,073	\$ 16,881	\$ 16,715	\$ -	\$ -	\$ 72,539	
Life, Dent, MC, WC	\$ 922	\$ 2,369	\$ 1,442	\$ 981	\$ 1,091	\$ 389	\$ 7,194	
Purch Serv, Repairs, Phone, Poste	\$ 1,308	\$ 6,854	\$ 1,149	\$ 538	\$ 812	\$ 538	\$ 11,199	
Supplies	\$ 4,173	\$ -	\$ -	\$ -	\$ -	\$ -	\$ 4,173	
Food Costs	\$ -	\$ 46,144	\$ 16,752	\$ 29,526	\$ 8,488	\$ 8,517	\$ 109,427	
Equipment	\$ -	\$ -	\$ -	\$ -	\$ -	\$ -	\$ -	
Other Costs	\$ -	\$ -	\$ -	\$ -	\$ -	\$ -	\$ -	
Total Expenses	\$ 54,121	\$ 164,490	\$ 75,625	\$ 76,583	\$ 33,680	\$ 31,644	\$ 436,143	
Net Gain (Loss)	\$ (35,773)	\$ (31,300)	\$ (13,194)	\$ (4,566)	\$ 23,224	\$ 13,371	\$ (48,238)	
							Ending Cash Balance 1/31/17	\$ (45,685)

							Beginning Balance 7/1/15	\$ 3,707
2015-2016 Through 1/31/16								
<i>Revenues</i>	District-Wide	High School	Junior High	Eastern	Central	Western	Total	
Student Type A, Ezipay, Misc	\$ -	\$ 68,381	\$ 24,917	\$ 25,875	\$ 19,408	\$ 19,793	\$ 158,374	
Student Break, Milk & A La Carte	\$ -	\$ 40,172	\$ 10,047	\$ 5,697	\$ 4,176	\$ 3,519	\$ 63,611	
Adult & Misc revenues	\$ 5,720	\$ 4,402	\$ 985	\$ 1,650	\$ 1,339	\$ 846	\$ 14,942	
State Reimb	\$ -	\$ -	\$ -	\$ -	\$ -	\$ -	\$ -	
Federal Reimb	\$ -	\$ 36,055	\$ 22,105	\$ 30,198	\$ 30,681	\$ 19,957	\$ 138,996	
Total Revenues	\$ 5,720	\$ 149,010	\$ 58,054	\$ 63,420	\$ 55,604	\$ 44,115	\$ 375,923	
<i>Expenses</i>								
Wages	\$ 26,345	\$ 58,598	\$ 34,517	\$ 27,067	\$ 18,774	\$ 18,725	\$ 184,026	
Severance	\$ -	\$ -	\$ -	\$ -	\$ -	\$ -	\$ -	
Retirement	\$ 6,306	\$ 14,930	\$ 5,963	\$ 6,032	\$ 5,050	\$ 4,842	\$ 43,123	
Medical	\$ 11,011	\$ 19,904	\$ 14,107	\$ 13,269	\$ -	\$ -	\$ 58,291	
Life, Dent, MC, WC	\$ 680	\$ 1,714	\$ 1,160	\$ 786	\$ 303	\$ 265	\$ 4,908	
Purch Serv, Repairs, Phone, Poste	\$ 1,559	\$ 1,042	\$ 629	\$ 984	\$ 588	\$ 588	\$ 5,390	
Supplies	\$ 2,853	\$ -	\$ -	\$ -	\$ -	\$ -	\$ 2,853	
Food Costs	\$ -	\$ 53,239	\$ 18,612	\$ 28,125	\$ 8,482	\$ 6,832	\$ 115,290	
Equipment	\$ -	\$ -	\$ -	\$ -	\$ -	\$ -	\$ -	
Other Costs	\$ -	\$ -	\$ -	\$ -	\$ -	\$ -	\$ -	
Total Expenses	\$ 48,754	\$ 149,427	\$ 74,988	\$ 76,263	\$ 33,197	\$ 31,252	\$ 413,881	
Net Gain (Loss)	\$ (43,034)	\$ (417)	\$ (16,934)	\$ (12,843)	\$ 22,407	\$ 12,863	\$ (37,958)	
							Ending Cash Balance 1/31/16	\$ (34,251)

Check#	Check Date	Org Sta	Vendor Paid	Check Amount	Status Date
081401	01/09/2018	W/R	NICKLES BAKERY	476.28	01/16/2018
081402	01/09/2018	W/R	SHELDON, AMANDA	90.00	01/16/2018
081403	01/09/2018	W/R	AMERICAN ELECTRIC POWER	39,018.45	01/16/2018
081404	01/09/2018	W/R	AMAZON.COM/ AMEX	139.55	01/16/2018
081405	01/09/2018	W/R	BRIDGEWAY ACADEMY	4,596.00	01/18/2018
081406	01/09/2018	W/R	CARDINAL RENTAL & SALES, LTD	894.40	01/24/2018
081407	01/09/2018	W/R	CDW-G	36.66	01/16/2018
081408	01/09/2018	W/R	CenturyLink	1,344.64	01/18/2018
081409	01/09/2018	W/R	COWLES, CINDY	1,690.70	01/19/2018
081410	01/09/2018	W/R	CLEARWATER SYSTEMS	89.70	01/16/2018
081411	01/09/2018	W/R	COLUMBIA GAS OF OHIO	969.47	01/17/2018
081412	01/09/2018	W/R	MARIKIS, DENNIS	8,400.00	01/23/2018
081413	01/09/2018	W/R	FUSION APPAREL	830.50	01/17/2018
081414	01/09/2018	W/R	JOSTEN'S	1,289.25	01/16/2018
081415	01/09/2018	W/R	WEIDIG, KATHY	103.11	01/23/2018
081416	01/09/2018	W/R	ROGERS, KATIE	30.22	01/29/2018
081417	01/09/2018	W/R	HEIMANN, KAYLA	225.00	01/11/2018
081418	01/09/2018	W/R	MANSFIELD CITY SCHOOLS	1,054.00	01/17/2018
081419	01/09/2018	W/R	MEDINA COUNTY SCHOOLS' ESC	205.00	01/19/2018
081420	01/09/2018	W/R	MID-OHIO ED. SERVICE CENTER	500.00	01/12/2018
081421	01/09/2018	W/R	MINUTEMAN PRESS	946.92	01/16/2018
081422	01/09/2018	W/R	NORTH CENTRAL OHIO ESC	735.00	01/17/2018
081423	01/09/2018	W/R	NOVA LUNA EDUC & CONSULTING	972.00	01/16/2018
081424	01/09/2018	W/R	OHIO SCHOOL BD. ASSOC.	5,382.00	01/19/2018
081425	01/09/2018	W/R	HOLLOWAY, SHEILA	990.00	01/22/2018
081426	01/09/2018	W/W	SPYDER SIGNS AND GRAPHICS	612.00	
081427	01/09/2018	W/R	THE CENTER FOR INDIVIDUAL &	5,043.00	01/18/2018
081428	01/09/2018	W/R	TREASURER, STATE OF OHIO	41.00	01/24/2018
081429	01/09/2018	W/R	VERIZON WIRELESS	774.30	01/17/2018
081430	01/09/2018	W/R	VERSARE PORTABLE PRODUCTS	1,019.00	01/17/2018
081431	01/10/2018	W/V	NAPOLEON INN & SUITES	496.08	01/30/2018
081432	01/10/2018	W/R	ADAMS, JILL	123.82	01/12/2018
081433	01/11/2018	W/R	MARION HARDING HIGH SCHOOL	150.00	01/25/2018
081434	01/16/2018	W/R	ACE HARDWARE	6.00	01/22/2018
081435	01/16/2018	W/R	ALBERT GUARNIERI & CO., INC.	653.51	01/29/2018
081436	01/16/2018	W/R	ALL GLASS SYSTEMS	865.00	01/22/2018
081437	01/16/2018	W/R	ALLIED SUPPLY CO, INC	94.38	01/22/2018
081438	01/16/2018	W/R	AQUA SCIENCE INC.	423.24	01/24/2018
081439	01/16/2018	W/R	AWARDSMITH	108.00	01/26/2018
081440	01/16/2018	W/R	CARDINAL BUS SALES & SERVICE	179.49	01/23/2018
081441	01/16/2018	W/R	CDI COMPUTERS DEALERS INC.	1,864.00	01/23/2018
081442	01/16/2018	W/R	CDW-G	2,741.00	01/26/2018
081443	01/16/2018	W/R	KUHN, CHARLOTTE	1,000.00	01/24/2018
081444	01/16/2018	W/R	CLEARWATER SYSTEMS	29.90	01/22/2018
081445	01/16/2018	W/R	COLE DISTRIBUTING	266.51	01/23/2018
081446	01/16/2018	W/R	COLES ENERGY, INC.	942.98	01/22/2018
081447	01/16/2018	W/R	CULLIGAN QUALITY WATER	37.00	01/23/2018
081448	01/16/2018	W/W	DAIKIN APPLIED	2,000.00	
081449	01/16/2018	W/R	DRC/CTB	2,161.80	01/25/2018
081450	01/16/2018	W/W	DRAIN PRO	125.00	
081451	01/16/2018	W/R	GIONINO'S PIZZERIA	56.00	01/24/2018
081452	01/16/2018	W/R	GRAINGER	765.78	01/23/2018

Check#	Check Date	Org Sta	Vendor Paid	Check Amount	Status Date
081453	01/16/2018	W/R	J & B ACCOUSTICAL	569.65	01/22/2018
081454	01/16/2018	W/R	MEYER, JEFF	675.00	01/31/2018
081455	01/16/2018	W/R	VANHOUTEN, JON	250.00	01/23/2018
081456	01/16/2018	W/R	BOWMAN, JOY	72.76	01/29/2018
081457	01/16/2018	W/R	LESCH BATTERY & POWER	180.00	01/23/2018
081458	01/16/2018	W/R	TOMMELLEO, LOUIS MICHAEL	250.00	01/19/2018
081459	01/16/2018	W/R	LOWE'S HOME CENTER	221.38	01/24/2018
081460	01/16/2018	W/R	MANSFIELD AUTO PARTS	579.16	01/23/2018
081461	01/16/2018	W/R	MEDCENTRAL PEDIATRIC THERAPY	50,580.00	01/23/2018
081462	01/16/2018	W/R	MID-OHIO ED. SERVICE CENTER	620.00	01/19/2018
081463	01/16/2018	W/R	NAPOLEON SCHOOL DISTRICT	250.00	01/22/2018
081464	01/16/2018	W/R	ACORN DISTRIBUTORS, INC.	102.82	01/22/2018
081465	01/16/2018	W/R	NCOCC	29,790.25	01/29/2018
081466	01/16/2018	W/R	PLUMBMASTER, INC.	241.29	01/24/2018
081467	01/16/2018	W/R	POST MASTER	980.00	01/24/2018
081468	01/16/2018	W/R	RC THERAPY SERVICES, INC.	4,536.75	01/29/2018
081469	01/16/2018	W/R	BIGLEY, REBECCA-NON 1099	88.00	01/19/2018
081470	01/16/2018	W/R	RENWICK, WELSH & BURTON	3,030.00	01/22/2018
081471	01/16/2018	W/R	BOGGS, ROBIN	20.00	01/19/2018
081472	01/16/2018	W/R	RUMPKE	824.15	01/22/2018
081473	01/16/2018	W/R	SAM'S CLUB	364.91	01/25/2018
081474	01/16/2018	W/R	SCHMIDT SECURITY	1,746.49	01/23/2018
081475	01/16/2018	W/R	SCHOOL SPECIALTY INC.	35.62	01/22/2018
081476	01/16/2018	W/R	SIEMENS INDUSTRY, INC.	579.75	01/22/2018
081477	01/16/2018	W/R	SMETZ'S TIRE SERVICE CENTER	320.00	01/23/2018
081478	01/16/2018	W/R	SMITHFOODS, INC	2,483.06	01/24/2018
081479	01/16/2018	W/W	SPYDER SIGNS AND GRAPHICS	465.00	
081480	01/16/2018	W/R	STANDARD PLUMBING & HEATING CO	14,070.95	01/22/2018
081481	01/16/2018	W/R	STAPLES	341.95	01/25/2018
081482	01/16/2018	W/R	STOODTS MARKET	109.42	01/22/2018
081483	01/16/2018	W/R	TEAM SPORTS, INC	186.00	01/23/2018
081484	01/16/2018	W/R	THE OHIO FLOOR COMPANY	795.00	01/23/2018
081485	01/16/2018	W/R	TREASURER, STATE OF OHIO	100.00	01/25/2018
081486	01/16/2018	W/R	WEAVER, TROY J	375.00	01/23/2018
081487	01/16/2018	W/R	TRUCK SALES & SERVICE, INC.	1,157.36	01/22/2018
081488	01/16/2018	W/R	US BANK	6,673.12	01/24/2018
081489	01/16/2018	W/R	UCP OF GREATER CLEVELAND	8,500.00	01/22/2018
081490	01/16/2018	W/R	WOLFF BROS. SUPPLY, INC.	592.52	01/22/2018
081491	01/16/2018	W/R	WORNER ROOFING COMPANY	484.00	01/19/2018
081492	01/16/2018	B/B	ADERMAN, JESSICA	11.00	
081493	01/17/2018	W/R	GOLDEN CORRAL	35.15	01/23/2018
081494	01/17/2018	W/R	GOLDEN CORRAL	70.08	01/23/2018
081495	01/17/2018	W/W	OMEA	240.00	
081496	01/17/2018	W/W	OMEA	420.00	
081497	01/17/2018	W/W	OMEA	747.00	
081498	01/18/2018	W/R	UNIVERSITY OF FINDLAY	205.00	01/25/2018
081499	01/19/2018	W/W	ALBA PRODUCTIONS	600.00	
081500	01/19/2018	W/R	PETRIE, ANNE	449.00	01/24/2018
081501	01/19/2018	W/R	APPERSON	426.16	01/29/2018
081502	01/19/2018	W/R	JAVUREK, AUSTIN	47.89	01/30/2018
081503	01/19/2018	W/R	AWARDSMITH	20.50	01/26/2018
081504	01/19/2018	W/R	BALL, BENJAMIN	27.56	01/23/2018

Check#	Check Date	Org Sta	Vendor Paid	Check Amount	Status Date
081505	01/19/2018	W/R	CDW-G	366.98	01/26/2018
081506	01/19/2018	W/R	CHARLES RITTER CO.	140.77	01/23/2018
081507	01/19/2018	W/R	COLE DISTRIBUTING	18,499.83	01/23/2018
081508	01/19/2018	W/W	CULLIGAN QUALITY WATER	38.00	
081509	01/19/2018	W/W	BOND, DAVID A	69.96	
081510	01/19/2018	W/R	LOHR, DAWN	78.06	01/26/2018
081511	01/19/2018	W/W	DISTRICT 9 BASEBALL COACHES	20.00	
081512	01/19/2018	W/R	ITsavvy	1,220.00	01/24/2018
081513	01/19/2018	W/R	ROBERTS, JOE	8.99	01/24/2018
081514	01/19/2018	W/R	JOSTEN'S	699.58	01/26/2018
081515	01/19/2018	W/R	KAHL'S ELECTRIC, INC.	149.00	01/22/2018
081516	01/19/2018	W/R	KAHL'S TELECOMMUNICATIONS	264.20	01/22/2018
081517	01/19/2018	W/R	KIMBALL MIDWEST	149.46	01/23/2018
081518	01/19/2018	W/R	LEARNING A-Z	58.30	01/26/2018
081519	01/19/2018	W/R	LEXINGTON LOCAL SCHOOLS	322.75	01/19/2018
081520	01/19/2018	W/R	MADISON LOCAL SCHOOLS	5,588.86	01/22/2018
081521	01/19/2018	W/R	METROPOLITAN EDUCATIONAL	1,072.87	01/25/2018
081522	01/19/2018	W/R	MID-OHIO ED. SERVICE CENTER	28.10	01/22/2018
081523	01/19/2018	W/R	OHIO HEALTH CONSORTIUM, INC.	148.00	01/23/2018
081524	01/19/2018	W/R	ORIENTAL TRADING COMPANY	93.26	01/24/2018
081525	01/19/2018	W/R	CONOVER, PAM	675.00	01/24/2018
081526	01/19/2018	W/R	PEPPLE & WAGGONER, LTD.	305.50	01/23/2018
081527	01/19/2018	W/R	RENHILL GROUP, INC.	8,986.76	01/23/2018
081528	01/19/2018	W/R	TOMMELLEO, ROBERT J	27.03	01/29/2018
081529	01/19/2018	W/R	ROCKMILL FINANCIAL CONSULTING	32,500.00	01/29/2018
081530	01/19/2018	W/R	RUTGERS, THE STATE UNIVERSITY	1,000.00	01/29/2018
081531	01/19/2018	W/R	SCHOOL HEALTH CORP.	422.24	01/26/2018
081532	01/19/2018	W/R	SCHOOL SPECIALTY INC.	93.88	01/25/2018
081533	01/19/2018	W/R	SHARE CORPORATION	600.63	01/24/2018
081534	01/19/2018	W/R	DEXTER COMPANY	250.00	01/24/2018
081535	01/19/2018	W/R	OHIO STATE UNIVERSITY	10,000.00	01/24/2018
081536	01/19/2018	W/R	SCHEIBER, TODD	77.91	01/25/2018
081537	01/19/2018	W/R	UCP OF GREATER CLEVELAND	8,400.00	01/23/2018
081538	01/22/2018	W/R	SHELDON, AMANDA	140.00	01/29/2018
081539	01/22/2018	W/R	HAYES, JAMES	970.35	01/26/2018
081540	01/22/2018	W/R	PURDUE UNIVERSITY	2,000.00	01/29/2018
081541	01/25/2018	B/B	SHAFFER, MICHELLE	50.00	
081542	01/25/2018	B/B	MURTHA, PATRICK	242.00	
081543	01/25/2018	B/B	SCHNELKER, JENNIFER	8.51	
081544	01/25/2018	B/B	SHAFFER, MICHELLE	175.00	
081545	01/25/2018	W/W	CURRIER, DAWN	19.99	
081546	01/25/2018	W/W	EICHORN, JORDAN	24.00	
081547	01/25/2018	W/W	OHIO DREAMS, INC.	750.00	
081548	01/25/2018	W/R	LAMP, SUMMER	19.95	01/31/2018
081549	01/25/2018	W/W	PERRY, TIFFANY	4.50	
081550	01/26/2018	W/W	OBERLIN COLLEGE	400.00	
081551	01/29/2018	W/W	AMERICAN ELECTRIC POWER	50,134.79	
081552	01/29/2018	W/W	ARMSTRONG TOOL & SUPPLY	736.44	
081553	01/29/2018	W/W	CBIZ BENEFITS & INSURANCE	2,750.00	
081554	01/29/2018	W/W	COLUMBIA GAS OF OHIO	2,303.01	
081555	01/29/2018	W/W	BAKER, CONNIE	17.12	
081556	01/29/2018	W/W	DIRECT ENERGY BUSINESS MARKETI	4,432.40	

Check#	Check Date	Org Sta	Vendor Paid	Check Amount	Status Date
081557	01/29/2018	W/W	PATTERSON, EMILY	76.30	
081558	01/29/2018	W/W	FEUCHT, STEVEN G	25.00	
081559	01/29/2018	W/W	TASSEFF, GRANT	1,000.00	
081560	01/29/2018	W/R	IMPERIAL AUTISM CONNECTIONS	465.00	01/31/2018
081561	01/29/2018	W/W	VANHOUTEN, JON	125.00	
081562	01/29/2018	W/W	LOW TEMP REFRIGERATION INC.	199.90	
081563	01/29/2018	W/W	MANSFIELD CITY SCHOOLS	1,559.69	
081564	01/29/2018	W/R	MANSFIELD MEMORIAL PARK	125.00	01/31/2018
081565	01/29/2018	W/R	MID-OHIO ED. SERVICE CENTER	440.00	01/31/2018
081566	01/29/2018	W/W	SHUCK, MIMSLYN	25.00	
081567	01/29/2018	W/W	NCOT & CCOA	120.00	
081568	01/29/2018	W/W	NEFF COMPANY	529.41	
081569	01/29/2018	W/W	OAEP	210.00	
081570	01/29/2018	W/W	OAK HARBOR HIGH SCHOOL	250.00	
081571	01/29/2018	W/W	OHIO.NET INTERNET PROVIDERS	750.44	
081572	01/29/2018	W/W	PHONAK LLC	39.16	
081573	01/29/2018	W/W	ARNETT, SANDRA	16.05	
081574	01/29/2018	W/W	SCHOOL HEALTH CORP.	72.78	
081575	01/29/2018	W/W	SHAFFER DISTRIBUTING	164.59	
081576	01/29/2018	W/W	STAPLES	739.90	
081577	01/29/2018	W/W	WEAVER, TROY J	125.00	
081578	01/29/2018	W/W	UPS STORE	114.40	
081579	01/29/2018	W/W	VERIZON WIRELESS	723.06	
081580	01/29/2018	W/R	WESTBROOK COUNTRY CLUB	4,301.28	01/31/2018
081581	01/30/2018	W/W	HAYES, JAMES	776.28	
081582	01/31/2018	W/W	BARNES & NOBLE COLLEGE BOOKSEL	456.30	
081583	01/31/2018	W/W	CALVERT EDUCATION	2,550.00	
081584	01/31/2018	W/W	CenturyLink	785.58	
081585	01/31/2018	W/W	WATKINS, JOHN	40.00	
081586	01/31/2018	W/W	COLLINS, LINDA	210.00	
081587	01/31/2018	W/W	MID-OHIO ED. SERVICE CENTER	245.80	
081588	01/31/2018	W/W	EYERLY, NICHOLAS	84.54	
081589	01/31/2018	W/W	POST MASTER	490.00	
081590	01/31/2018	W/W	RENHILL GROUP, INC.	4,554.94	
081591	01/31/2018	W/W	SC STRATEGIC SOLUTIONS LLC	28,032.69	
081592	01/31/2018	W/W	SCHOOL SPECIALTY INC.	175.16	
081593	01/31/2018	W/W	KNAPP, SHELLY	119.05	
081594	01/31/2018	W/W	SHELLY SMITH AND SONS LTD	525.00	
081595	01/31/2018	W/W	SUBWAY	153.30	
081596	01/31/2018	W/W	TRANSPORTATION ACCESSORIES CO.	29.94	
081597	01/31/2018	W/W	US BANK	2,985.23	
081598	01/31/2018	W/W	WAL-MART DISCOUNT CITIES	436.92	
081599	01/31/2018	W/W	WENDY'S SPRING CLASSIC	200.00	
081600	01/31/2018	W/W	LEXINGTON ATHLETIC DEPT.	4,780.00	
081601	01/31/2018	W/W	HAYES, JAMES	776.28	
691094	01/05/2018	C/R	LEXINGTON SCHOOLS - PAYROLL	548,449.72	01/05/2018
691098	01/10/2018	M/M	MEMO-S.E.R.S.	2,830.61	
691099	01/10/2018	M/M	MEMO-S.T.R.S.	6,725.07	
691100	01/10/2018	M/M	LEXINGTON SCHOOLS - PAYROLL	7,372.14	
691101	01/10/2018	M/M	GORDON FOOD SERVICE	10,242.18	
691102	01/17/2018	M/M	OHIO BUREAU OF WORKERS'	1,742.00	
691103	01/19/2018	C/R	LEXINGTON SCHOOLS - PAYROLL	608,223.55	01/19/2018

Date: 2/05/2018

C H E C K R E G I S T E R
Processing Month: January 2018
LEXINGTON LOCAL SCHOOLS

Page: 5
(CHKREG)

Check#	Check Date	Org Sta	Vendor Paid	Check Amount	Status Date
691104	01/18/2018	M/M	LEXINGTON SCHOOLS - PAYROLL	8,222.53	
691105	01/19/2018	M/M	RICHLAND BANK - (MEMO FEE)	181.73	
691106	01/19/2018	M/M	ANTHEM BENEFIT SERVICES	361,654.47	
691107	01/19/2018	M/M	MEMO-S.E.R.S.	2,925.11	
691108	01/19/2018	M/M	MEMO-S.T.R.S.	6,879.42	
691109	01/26/2018	M/M	MEMO-S.E.R.S.	43,552.00	
691110	01/26/2018	M/M	MEMO-S.T.R.S.	114,500.00	
691111	01/29/2018	M/M	MEMO-MID OHIO ESC	5,560.18	
Total Checks Issued				\$ 2,177,327.00	

TRANS NO	ITEM NO	TRANS DATE	STS	DESCRIPTION OR SOURCE	TL	FUND	RCPT	SPCC	SUBJ	OPU	TRANS AMOUNT
071655	0001	01/03/2018	A	Tuition pymt	03	001	1211	0000	000000	000	620.00
071656	0001	01/03/2018	A	Tuition pymt	03	001	1211	0000	000000	000	1,235.62
071673	0001	01/09/2018	A	Preschool tuition	03	001	1211	0000	000000	500	400.00
071679	0001	01/10/2018	A	Preschool tuition	03	001	1211	0000	000000	500	500.00
071684	0001	01/11/2018	A	Preschool tuition	03	001	1211	0000	000000	500	700.00
071692	0001	01/16/2018	A	Preschool tuition	03	001	1211	0000	000000	500	300.00
071739	0001	01/19/2018	A	Preschool tuition	03	001	1211	0000	000000	500	210.00
071724	0001	01/22/2018	A	Tuition pymt	03	001	1211	0000	000000	000	617.81
071747	0001	01/24/2018	A	Preschool tuition	03	001	1211	0000	000000	500	200.00
071749	0001	01/25/2018	A	Preschool tuition	03	001	1211	0000	000000	500	200.00
071755	0001	01/26/2018	A	Tuition pymt	03	001	1211	0000	000000	000	610.00
071761	0001	01/26/2018	A	Preschool tuition	03	001	1211	0000	000000	500	100.00
071779	0001	01/30/2018	A	Tuition pymt	03	001	1211	0000	000000	000	2,471.34
071782	0001	01/30/2018	A	Preschool tuition	03	001	1211	0000	000000	500	800.00
RCPT CODE SUB-TOTAL:											8,964.77
071694	0001	01/16/2018	A	Col City Schools pymt	03	001	1221	0000	000000	000	6,445.36
RCPT CODE SUB-TOTAL:											6,445.36
071645	0012	01/12/2018	A	Open Enrollment Revenue	03	001	1227	0000	000000	000	30.17
071714	0012	01/26/2018	A	Open Enrollment Revenue	03	001	1227	0000	000000	000	30.17
RCPT CODE SUB-TOTAL:											60.34
071795	0001	01/31/2018	A	Richland Bank Interest	03	001	1410	0000	000000	000	9,511.78
RCPT CODE SUB-TOTAL:											9,511.78
071658	0001	01/04/2018	A	HS school fees	03	001	1740	0000	000000	100	47.00
071691	0001	01/16/2018	A	HS school fees	03	001	1740	0000	000000	100	25.00
071698	0001	01/17/2018	A	Eastern school fees	03	001	1740	0000	000000	300	240.00
071706	0001	01/17/2018	A	Central school fees	03	001	1740	0000	000000	400	40.00
071707	0001	01/18/2018	A	Central school fees	03	001	1740	0000	000000	400	56.00
071711	0002	01/18/2018	A	Central school fees	03	001	1740	0000	000000	400	128.00
071720	0001	01/22/2018	A	Central school fees	03	001	1740	0000	000000	400	56.00
071745	0001	01/24/2018	A	Western school fees	03	001	1740	0000	000000	500	40.00
071136	0001	01/25/2018	V	FEE REFUND/GABBY	03	001	1740	0000	000000	100	20.00
071138	0001	01/25/2018	V	FEE REFUND-MOLLY MORRISON	03	001	1740	0000	000000	100	33.00
071236	0001	01/25/2018	V	FEE REFUND-LIAM	03	001	1740	0000	000000	500	30.00
071751	0001	01/25/2018	A	Western school fees	03	001	1740	0000	000000	500	20.00
071753	0001	01/25/2018	A	Central school fees	03	001	1740	0000	000000	400	28.00
071762	0001	01/26/2018	A	School fees	03	001	1740	0000	000000	400	5.00

STATUS (STS) CODES:
 A-RECEIPT B-REFUND OF RECEIPT U-VOID REFUND OF RECEIPT X-REDUCTION OF EXPENDITURE
 C-APPROPRIATION OR BUDGET MODIFICATIONS D-EXPENSE/SUPPLIES DISTRIBUTION F-FUND TO FUND TRANSFER

TRANS NO	ITEM NO	TRANS DATE	STS	DESCRIPTION OR SOURCE	TL	FUND	RCPT	SPCC	SUM	OPU	TRANS AMOUNT
071778	0001	01/30/2018	A	Central school fees	03	001	1740	0000	000000	400	43.00
071788	0001	01/31/2018	A	HS Fees - Pay For It	03	001	1740	0000	000000	100	17.60
071788	0002	01/31/2018	A	Central Fees - Pay For It	03	001	1740	0000	000000	400	90.00
071788	0003	01/31/2018	A	Jr High Fees - Pay For It	03	001	1740	0000	000000	400	14.00
071788	0004	01/31/2018	A	Eastern Fees - Pay For It	03	001	1740	0000	000000	400	30.00
071788	0005	01/31/2018	A	Western Fees - Pay For It	03	001	1740	0000	000000	400	30.00
RCPT CODE SUB-TOTAL:											992.60
071657	0001	01/03/2018	A	Pine Ridge Tax abatement	03	001	1890	0000	000000	000	2,470.00
RCPT CODE SUB-TOTAL:											2,470.00
071794	0001	01/31/2018	A	Dep 1/11/18 outstanding info	03	001	1890	0000	000000	000	850.01
RCPT CODE SUB-TOTAL:											850.01
071645	0001	01/12/2018	A	Opportunity Grant	03	001	3110	0000	000000	000	300,729.66
071645	0002	01/12/2018	A	Targeted Assistance	03	001	3110	0000	000000	000	28,560.83
071645	0003	01/12/2018	A	K-3 Literacy Funding	03	001	3110	0000	000000	000	5,390.77
071645	0005	01/12/2018	A	Limited English Prof Funding	03	001	3110	0000	000000	000	149.05
071645	0006	01/12/2018	A	Gifted Education Funding	03	001	3110	0000	000000	000	4,952.05
071645	0007	01/12/2018	A	Transportation	03	001	3110	0000	000000	000	23,831.35
071645	0008	01/12/2018	A	Special Education Funding	03	001	3110	0000	000000	000	44,661.98
071645	0010	01/12/2018	A	Preschool Special Educ Funding	03	001	3110	0000	000000	000	4,893.73
071645	0011	01/12/2018	A	Special Educ Transportation	03	001	3110	0000	000000	000	1,782.45
071714	0001	01/26/2018	A	Opportunity Grant	03	001	3110	0000	000000	000	299,594.67
071714	0002	01/26/2018	A	Targeted Assistance	03	001	3110	0000	000000	000	28,117.80
071714	0003	01/26/2018	A	K-3 Literacy Funding	03	001	3110	0000	000000	000	5,387.58
071714	0005	01/26/2018	A	Limited English Prof Funding	03	001	3110	0000	000000	000	119.08
071714	0006	01/26/2018	A	Gifted Education Funding	03	001	3110	0000	000000	000	4,930.61
071714	0007	01/26/2018	A	Transportation	03	001	3110	0000	000000	000	23,819.22
071714	0008	01/26/2018	A	Special Education Funding	03	001	3110	0000	000000	000	52,076.66
071714	0010	01/26/2018	A	Preschool Special Educ Funding	03	001	3110	0000	000000	000	4,892.75
071714	0011	01/26/2018	A	Special Educ Transportation	03	001	3110	0000	000000	000	1,782.45
RCPT CODE SUB-TOTAL:											835,672.59
071790	0001	01/31/2018	A	Casino Revenue	03	001	3190	0000	000000	000	61,237.44
RCPT CODE SUB-TOTAL:											61,237.44
071645	0004	01/12/2018	A	Economic Disadvantaged Funding	03	001	3211	0000	000000	000	2,411.71
071714	0004	01/26/2018	A	Economic Disadvantaged Funding	03	001	3211	0000	000000	000	2,387.50

STATUS (STS) CODES:
 A-RECEIPT B-REFUND OF RECEIPT V-VOID REFUND OF RECEIPT X-REDUCTION OF EXPENDITURE
 C-APPROPRIATION OR BUDGET MODIFICATIONS D-EXPENSE/SUPPLIES DISTRIBUTION F-FUND TO FUND TRANSFER

TRANS NO	ITEM NO	TRANS DATE	STS	DESCRIPTION OR SOURCE	TI	FUND	RCPT	SPCC	SUM	OPU	TRANS AMOUNT
RCPT CODE SUB-TOTAL:											4,799.21
071645	0009	01/12/2018	A	Career Tech Education Funding	03	001	3219	0000	000000	000	494.45
071714	0009	01/26/2018	A	Career Tech Education Funding	03	001	3219	0000	000000	000	494.44
RCPT CODE SUB-TOTAL:											988.89
071789	0001	01/31/2018	A	MEDICAID Recd -1/25/18	03	001	3500	0000	000000	000	257.50
RCPT CODE SUB-TOTAL:											257.50
071733	0001	01/25/2018	A	Void State D/S Checks	03	001	5300	0000	000000	000	246.00
071737	0001	01/25/2018	B	RE-ISSUE TUITION REIMB	03	001	5300	0000	000000	000	175.00-
RCPT CODE SUB-TOTAL:											71.00
FUND CODE SUB-TOTAL:											932,321.49
071795	0004	01/31/2018	A	Richland Bank Interest	03	006	1410	0000	000000	000	0.00
RCPT CODE SUB-TOTAL:											0.00
071662	0026	01/04/2018	A	HS Breakfast	03	006	1511	0000	000000	100	0.00
071662	0027	01/04/2018	A	Jr. Hi Breakfast	03	006	1511	0000	000000	200	2.55
071662	0028	01/04/2018	A	Eastern Breakfast	03	006	1511	0000	000000	300	0.00
071662	0029	01/04/2018	A	Central Breakfast	03	006	1511	0000	000000	400	0.00
071662	0030	01/04/2018	A	Western Breakfast	03	006	1511	0000	000000	500	0.00
071686	0026	01/11/2018	A	HS Breakfast	03	006	1511	0000	000000	100	42.35
071686	0027	01/11/2018	A	Jr. Hi Breakfast	03	006	1511	0000	000000	200	10.50
071686	0028	01/11/2018	A	Eastern Breakfast	03	006	1511	0000	000000	300	35.60
071686	0029	01/11/2018	A	Central Breakfast	03	006	1511	0000	000000	400	27.00
071686	0030	01/11/2018	A	Western Breakfast	03	006	1511	0000	000000	500	36.85
071715	0026	01/18/2018	A	HS Breakfast	03	006	1511	0000	000000	100	81.15
071715	0027	01/18/2018	A	Jr. Hi Breakfast	03	006	1511	0000	000000	200	26.00
071715	0028	01/18/2018	A	Eastern Breakfast	03	006	1511	0000	000000	300	60.00
071715	0029	01/18/2018	A	Central Breakfast	03	006	1511	0000	000000	400	42.00
071715	0030	01/18/2018	A	Western Breakfast	03	006	1511	0000	000000	500	44.70
071787	0026	01/31/2018	A	HS Breakfast	03	006	1511	0000	000000	100	155.95
071787	0027	01/31/2018	A	Jr. Hi Breakfast	03	006	1511	0000	000000	200	45.05
071787	0028	01/31/2018	A	Eastern Breakfast	03	006	1511	0000	000000	300	113.05
071787	0029	01/31/2018	A	Central Breakfast	03	006	1511	0000	000000	400	108.00
071787	0030	01/31/2018	A	Western Breakfast	03	006	1511	0000	000000	500	72.55

STATUS (STS) CODES:
 A-RECEIPT B-REFUND OF RECEIPT V-VOID REFUND OF RECEIPT X-REDUCTION OF EXPENDITURE
 C-APPROPRIATION OR BUDGET MODIFICATIONS D-EXPENSE/SUPPLIES DISTRIBUTION F-FUND TO FUND TRANSFER

TRANS NO	ITEM NO	TRANS DATE	STS	DESCRIPTION OR SOURCE	FI	FUND	RCPT	SPCC	SUBJ	OPU	TRANS AMOUNT
RCPT CODE SUB-TOTAL:											905.30
071662	0001	01/04/2018	A	HS Stu. Type A	03	006	1512	0000	000000	100	1,101.65
071662	0005	01/04/2018	A	HS ROA Stu. Type A	03	006	1512	0000	000000	100	119.10-
071662	0006	01/04/2018	A	Jr Hi Stu. Type A	03	006	1512	0000	000000	200	462.05
071662	0010	01/04/2018	A	Jr. Hi ROA Stu Type A	03	006	1512	0000	000000	200	95.05
071662	0011	01/04/2018	A	Eastern Stu. Type A	03	006	1512	0000	000000	300	502.05
071662	0015	01/04/2018	A	Eastern ROA Stu. Type A	03	006	1512	0000	000000	300	207.30-
071662	0016	01/04/2018	A	Central Stu. Type A	03	006	1512	0000	000000	400	379.40
071662	0020	01/04/2018	A	Central ROA Stu. Type A	03	006	1512	0000	000000	400	127.31-
071662	0021	01/04/2018	A	Western Stu. Type A	03	006	1512	0000	000000	500	376.15
071662	0025	01/04/2018	A	Western ROA Stu. Type A	03	006	1512	0000	000000	500	18.90-
071686	0001	01/11/2018	A	HS Stu. Type A	03	006	1512	0000	000000	100	1,702.20
071686	0005	01/11/2018	A	HS ROA Stu. Type A	03	006	1512	0000	000000	100	853.70-
071686	0006	01/11/2018	A	Jr Hi Stu. Type A	03	006	1512	0000	000000	200	764.25
071686	0010	01/11/2018	A	Jr. Hi ROA Stu Type A	03	006	1512	0000	000000	200	492.65-
071686	0011	01/11/2018	A	Eastern Stu. Type A	03	006	1512	0000	000000	300	792.15
071686	0015	01/11/2018	A	Eastern ROA Stu. Type A	03	006	1512	0000	000000	300	144.80-
071686	0016	01/11/2018	A	Central Stu. Type A	03	006	1512	0000	000000	400	544.15
071686	0020	01/11/2018	A	Central ROA Stu. Type A	03	006	1512	0000	000000	400	319.40-
071686	0021	01/11/2018	A	Western Stu. Type A	03	006	1512	0000	000000	500	562.05
071686	0025	01/11/2018	A	Western ROA Stu. Type A	03	006	1512	0000	000000	500	312.25-
071646	0001	01/16/2018	B	LUNCH ACCT REFUND-ISSAC/BENNET	03	006	1512	0000	000000	400	11.00-
071705	0001	01/16/2018	A	Reimb on NSF Check	03	006	1512	0000	000000	100	12.75
071715	0001	01/18/2018	A	HS Stu. Type A	03	006	1512	0000	000000	100	2,108.70
071715	0005	01/18/2018	A	HS ROA Stu. Type A	03	006	1512	0000	000000	100	1,437.09-
071715	0006	01/18/2018	A	Jr Hi Stu. Type A	03	006	1512	0000	000000	200	918.00
071715	0010	01/18/2018	A	Jr. Hi ROA Stu Type A	03	006	1512	0000	000000	200	819.40-
071715	0011	01/18/2018	A	Eastern Stu. Type A	03	006	1512	0000	000000	300	1,063.50
071715	0015	01/18/2018	A	Eastern ROA Stu. Type A	03	006	1512	0000	000000	300	454.29-
071715	0016	01/18/2018	A	Central Stu. Type A	03	006	1512	0000	000000	400	798.85
071715	0020	01/18/2018	A	Central ROA Stu. Type A	03	006	1512	0000	000000	400	497.29-
071715	0021	01/18/2018	A	Western Stu. Type A	03	006	1512	0000	000000	500	776.65
071715	0025	01/18/2018	A	Western ROA Stu. Type A	03	006	1512	0000	000000	500	466.25-
071787	0001	01/31/2018	A	HS Stu. Type A	03	006	1512	0000	000000	100	4,186.70
071787	0005	01/31/2018	A	HS ROA Stu. Type A	03	006	1512	0000	000000	100	1,822.47-
071787	0006	01/31/2018	A	Jr Hi Stu. Type A	03	006	1512	0000	000000	200	1,848.20
071787	0010	01/31/2018	A	Jr. Hi ROA Stu Type A	03	006	1512	0000	000000	200	1,090.90-
071787	0011	01/31/2018	A	Eastern Stu. Type A	03	006	1512	0000	000000	300	2,096.90
071787	0015	01/31/2018	A	Eastern ROA Stu. Type A	03	006	1512	0000	000000	300	1,519.74-
071787	0016	01/31/2018	A	Central Stu. Type A	03	006	1512	0000	000000	400	1,577.50
071787	0020	01/31/2018	A	Central ROA Stu. Type A	03	006	1512	0000	000000	400	959.06-
071787	0021	01/31/2018	A	Western Stu. Type A	03	006	1512	0000	000000	500	1,466.80

STATUS (STS) CODES:
 A-RECEIPT B-REFUND OF RECEIPT V-VOID REFUND OF RECEIPT X-REDUCTION OF EXPENDITURE
 C-APPROPRIATION OR BUDGET MODIFICATIONS D-EXPENSE/SUPPLIES DISTRIBUTION F-FUND TO FUND TRANSFER

TRANS NO	ITEM NO	TRANS DATE	STS	DESCRIPTION OR SOURCE	TI	FUND	RCPT	SPCE	SUBJ	OPU	TRANS AMOUNT
071787	0025	01/31/2018	A	Western RDA Stu. Type A	03	006	1512	0000	000000	500	1,184.90-
071788	0006	01/31/2018	A	HS Lunch - Pay For It	03	006	1512	0000	000000	100	4,341.80
071789	0007	01/31/2018	A	Jr High Lunch - Pay For It	03	006	1512	0000	000000	200	2,951.45
071788	0008	01/31/2018	A	Eastern Lunch - Pay For It	03	006	1512	0000	000000	300	2,092.65
071788	0009	01/31/2018	A	Central Lunch - Pay For It	03	006	1512	0000	000000	400	2,138.25
071788	0010	01/31/2018	A	Western Lunch - Pay For It	03	006	1512	0000	000000	500	1,713.75
RCPT CODE SUB-TOTAL:											24,516.10
071662	0003	01/04/2018	A	HS Stu. Ala Carte	03	006	1513	0000	000000	100	511.85
071662	0008	01/04/2018	A	Jr. Hi. Stu. Ala Carte	03	006	1513	0000	000000	200	141.35
071662	0013	01/04/2018	A	Eastern Stu. Ala Carte	03	006	1513	0000	000000	300	118.50
071662	0018	01/04/2018	A	Central Stu. Ala Carte	03	006	1513	0000	000000	400	41.00
071662	0023	01/04/2018	A	Western Stu. Ala Carte	03	006	1513	0000	000000	500	59.75
071686	0003	01/11/2018	A	HS Stu. Ala Carte	03	006	1513	0000	000000	100	918.60
071686	0008	01/11/2018	A	Jr. Hi. Stu. Ala Carte	03	006	1513	0000	000000	200	304.15
071686	0013	01/11/2018	A	Eastern Stu. Ala Carte	03	006	1513	0000	000000	300	184.45
071686	0018	01/11/2018	A	Central Stu. Ala Carte	03	006	1513	0000	000000	400	55.50
071686	0023	01/11/2018	A	Western Stu. Ala Carte	03	006	1513	0000	000000	500	90.50
071715	0003	01/18/2018	A	HS Stu. Ala Carte	03	006	1513	0000	000000	100	1,106.45
071715	0008	01/18/2018	A	Jr. Hi. Stu. Ala Carte	03	006	1513	0000	000000	200	347.70
071715	0013	01/18/2018	A	Eastern Stu. Ala Carte	03	006	1513	0000	000000	300	302.70
071715	0018	01/18/2018	A	Central Stu. Ala Carte	03	006	1513	0000	000000	400	85.00
071715	0023	01/18/2018	A	Western Stu. Ala Carte	03	006	1513	0000	000000	500	146.00
071787	0003	01/31/2018	A	HS Stu. Ala Carte	03	006	1513	0000	000000	100	2,351.15
071787	0008	01/31/2018	A	Jr. Hi. Stu. Ala Carte	03	006	1513	0000	000000	200	658.80
071787	0013	01/31/2018	A	Eastern Stu. Ala Carte	03	006	1513	0000	000000	300	506.70
071787	0018	01/31/2018	A	Central Stu. Ala Carte	03	006	1513	0000	000000	400	177.25
071787	0023	01/31/2018	A	Western Stu. Ala Carte	03	006	1513	0000	000000	500	270.00
RCPT CODE SUB-TOTAL:											8,377.40
071662	0002	01/04/2018	A	HS Stu. Milk	03	006	1514	0000	000000	100	10.50
071662	0007	01/04/2018	A	Jr. Hi. Stu Milk	03	006	1514	0000	000000	200	0.50
071662	0012	01/04/2018	A	Eastern Stu. Milk	03	006	1514	0000	000000	300	3.50
071662	0017	01/04/2018	A	Central Stu. Milk	03	006	1514	0000	000000	400	2.50
071662	0022	01/04/2018	A	Western Stu. Milk	03	006	1514	0000	000000	500	7.00
071686	0002	01/11/2018	A	HS Stu. Milk	03	006	1514	0000	000000	100	22.50
071686	0007	01/11/2018	A	Jr. Hi. Stu Milk	03	006	1514	0000	000000	200	4.00
071686	0012	01/11/2018	A	Eastern Stu. Milk	03	006	1514	0000	000000	300	4.00
071686	0017	01/11/2018	A	Central Stu. Milk	03	006	1514	0000	000000	400	5.50
071686	0022	01/11/2018	A	Western Stu. Milk	03	006	1514	0000	000000	500	10.50
071715	0002	01/18/2018	A	HS Stu. Milk	03	006	1514	0000	000000	100	21.50
071715	0007	01/18/2018	A	Jr. Hi. Stu Milk	03	006	1514	0000	000000	200	3.00

STATUS (STS) CODES:

A-RECEIPT B-REFUND OF RECEIPT V-VOID REFUND OF RECEIPT X-REDUCTION OF EXPENDITURE
 C-APPROPRIATION OR BUDGET MODIFICATIONS D-EXPENSE/SUPPLIES DISTRIBUTION F-FUND TO FUND TRANSFER

TRANS NO	ITEM NO	TRANS DATE	STS	DESCRIPTION OR SOURCE	TL	FUND	RCPT	SPCC	SUBJ	QTY	TRANS AMOUNT
071715	0012	01/18/2018	A	Eastern Stu. Milk	03	006	1514	0000	000000	300	4.50
071715	0017	01/18/2018	A	Central Stu. Milk	03	006	1514	0000	000000	400	7.50
071715	0022	01/18/2018	A	Western Stu. Milk	03	006	1514	0000	000000	500	13.50
071787	0002	01/31/2018	A	HS Stu. Milk	03	006	1514	0000	000000	100	40.50
071787	0007	01/31/2018	A	Jr. Hi. Stu Milk	03	006	1514	0000	000000	200	6.50
071787	0012	01/31/2018	A	Eastern Stu. Milk	03	006	1514	0000	000000	300	8.50
071787	0017	01/31/2018	A	Central Stu. Milk	03	006	1514	0000	000000	400	9.50
071787	0022	01/31/2018	A	Western Stu. Milk	03	006	1514	0000	000000	500	24.00
RCPT CODE SUB-TOTAL:											209.50
071662	0004	01/04/2018	A	HS Adult Ala Carte	03	006	1523	0000	000000	100	46.85
071662	0009	01/04/2018	A	Jr. Hi Adult Ala Carte	03	006	1523	0000	000000	200	18.50
071662	0014	01/04/2018	A	Eastern Adult Ala Carte	03	006	1523	0000	000000	300	6.25
071662	0019	01/04/2018	A	Central Adult Ala Carte	03	006	1523	0000	000000	400	12.80
071662	0024	01/04/2018	A	Western Adult Ala Carte	03	006	1523	0000	000000	500	6.50
071686	0004	01/11/2018	A	HS Adult Ala Carte	03	006	1523	0000	000000	100	62.60
071686	0009	01/11/2018	A	Jr. Hi Adult Ala Carte	03	006	1523	0000	000000	200	8.75
071686	0014	01/11/2018	A	Eastern Adult Ala Carte	03	006	1523	0000	000000	300	24.50
071686	0019	01/11/2018	A	Central Adult Ala Carte	03	006	1523	0000	000000	400	15.80
071686	0024	01/11/2018	A	Western Adult Ala Carte	03	006	1523	0000	000000	500	26.50
071715	0004	01/18/2018	A	HS Adult Ala Carte	03	006	1523	0000	000000	100	107.80
071715	0009	01/18/2018	A	Jr. Hi Adult Ala Carte	03	006	1523	0000	000000	200	16.50
071715	0014	01/18/2018	A	Eastern Adult Ala Carte	03	006	1523	0000	000000	300	20.25
071715	0019	01/18/2018	A	Central Adult Ala Carte	03	006	1523	0000	000000	400	19.50
071715	0024	01/18/2018	A	Western Adult Ala Carte	03	006	1523	0000	000000	500	22.75
071787	0004	01/31/2018	A	HS Adult Ala Carte	03	006	1523	0000	000000	100	170.60
071787	0009	01/31/2018	A	Jr. Hi Adult Ala Carte	03	006	1523	0000	000000	200	19.05
071787	0014	01/31/2018	A	Eastern Adult Ala Carte	03	006	1523	0000	000000	300	58.75
071787	0019	01/31/2018	A	Central Adult Ala Carte	03	006	1523	0000	000000	400	28.05
071787	0024	01/31/2018	A	Western Adult Ala Carte	03	006	1523	0000	000000	500	43.25
RCPT CODE SUB-TOTAL:											741.55
071740	0001	01/19/2018	A	Coke commission	03	006	1851	0000	000000	000	27.03
RCPT CODE SUB-TOTAL:											27.03
071680	0001	01/10/2018	A	Preschool snacks	03	006	1890	0000	000000	000	613.75
071738	0001	01/19/2018	A	Preschool snacks	03	006	1890	0000	000000	000	322.75
RCPT CODE SUB-TOTAL:											936.50
071783	0001	01/29/2018	A	Federal Reimb Lunch High	03	006	4120	0000	000000	100	4,447.39

STATUS (STS) CODES:
 A-RECEIPT B-REFUND OF RECEIPT V-VOID REFUND OF RECEIPT X-REDUCTION OF EXPENDITURE
 C-APPROPRIATION OR BUDGET MODIFICATIONS D-EXPENSE/SUPPLIES DISTRIBUTION F-FUND TO FUND TRANSFER

TRANS NO	TTW NO	TRANS DATE	STS	DESCRIPTION OR SOURCE	TI	FUND	RCPT	SPCC	SUBJ	OPU	TRANS AMOUNT
071783	0002	01/29/2018	A	Federal Reimb Lunch Jr High	03	006	4120	0000	000000	200	2,919.23
071783	0003	01/29/2018	A	Federal Reimb Lunch Central	03	006	4120	0000	000000	400	3,766.57
071783	0004	01/29/2018	A	Federal Reimb Lunch East	03	006	4120	0000	000000	300	4,856.31
071783	0005	01/29/2018	A	Federal Reimb Lunch Western	03	006	4120	0000	000000	500	2,513.82
071783	0006	01/29/2018	A	Fed Reimb Breakfast - High	03	006	4120	0000	000000	100	309.35
071783	0007	01/29/2018	A	Federal Reimb Breakfast - Jr H	03	006	4120	0000	000000	200	379.46
071783	0008	01/29/2018	A	Federal Reimb Break - Central	03	006	4120	0000	000000	400	477.21
071783	0009	01/29/2018	A	Federal Reimb Break - East	03	006	4120	0000	000000	300	1,133.78
071783	0010	01/29/2018	A	Federal Reimb Break - Western	03	006	4120	0000	000000	500	402.58
071783	0011	01/29/2018	A	Preschool Milk - Western	03	006	4120	1290	000000	500	67.25
RCPT CODE SUB-TOTAL:											21,772.95
071733	0004	01/25/2018	A	Void State O/S Checks	03	006	5300	0000	000000	000	8.51
071736	0001	01/25/2018	B	LUNCH ACCT REFUND	03	006	5300	0000	000000	000	8.51-
RCPT CODE SUB-TOTAL:											0.00
FUND CODE SUB-TOTAL:											56,986.33
071795	0005	01/31/2018	A	Richland Bank Interest	03	007	1410	9100	000000	000	14.99
RCPT CODE SUB-TOTAL:											14.99
071674	0001	01/09/2018	A	LMAS donation	03	007	1820	9100	000000	000	50.00
071677	0001	01/10/2018	A	LMAS donation	03	007	1820	9100	000000	000	50.00
071719	0001	01/22/2018	A	LMAS Donation	03	007	1820	9100	000000	000	50.00
RCPT CODE SUB-TOTAL:											150.00
FUND CODE SUB-TOTAL:											164.99
071795	0003	01/31/2018	A	Richland Bank Interest	03	007	1410	9300	000000	000	15.48
RCPT CODE SUB-TOTAL:											15.48
FUND CODE SUB-TOTAL:											15.48
071718	0001	01/22/2018	A	MH Coffee service	03	018	1690	9100	000000	000	42.75
071759	0001	01/26/2018	A	MH Coffee Service	03	018	1690	9100	000000	000	39.65
RCPT CODE SUB-TOTAL:											82.40

STATUS (STS) CODES:
 A-RECEIPT B-REFUND OF RECEIPT U-VOID REFUND OF RECEIPT X-REDUCTION OF EXPENDITURE
 C-APPROPRIATION OR BUDGET MODIFICATIONS D-EXPENSE/SUPPLIES DISTRIBUTION F-FUND TO FUND TRANSFER

TRANS NO	ITEM NO	TRANS DATE	STS	DESCRIPTION OR SOURCE	FI	FUND	RCPT	SPCE	SUBT	OPU	TRANS AMOUNT	
071690	0001	01/16/2018	A	Cuyahoga vending	03	018	1820	9100	000000	000	10.18	
											RCPT CODE SUB-TOTAL:	10.18
											FUND CODE SUB-TOTAL:	92.58
071709	0001	01/18/2018	A	JH School fees	03	018	1620	9200	000000	000	85.00	
071746	0001	01/24/2018	A	JH school fees	03	018	1620	9200	000000	000	29.75	
											RCPT CODE SUB-TOTAL:	114.75
											FUND CODE SUB-TOTAL:	114.75
071785	0001	01/31/2018	A	Money from school store	03	018	1620	9300	000000	000	297.00	
											RCPT CODE SUB-TOTAL:	297.00
071784	0001	01/31/2018	A	Coca-Cola five	03	018	1820	9300	000000	000	58.47	
											RCPT CODE SUB-TOTAL:	58.47
											FUND CODE SUB-TOTAL:	355.47
071697	0001	01/17/2018	A	Boxtops revenue	03	018	1690	9301	000000	300	1,281.50	
											RCPT CODE SUB-TOTAL:	1,281.50
											FUND CODE SUB-TOTAL:	1,281.50
071685	0001	01/11/2018	A	Boxtops revenue	03	018	1630	9400	000000	000	1,467.10	
071707	0002	01/18/2018	A	Central fees princ acct	03	018	1630	9400	000000	000	4.00	
071711	0001	01/18/2018	A	Central fees princ acct	03	018	1630	9400	000000	000	10.00	
071720	0002	01/22/2018	A	Central fees princ acct	03	018	1630	9400	000000	000	4.00	
071753	0002	01/25/2018	A	School fees princ acct	03	018	1630	9400	000000	000	2.00	
071778	0002	01/30/2018	A	School fees princ acct	03	018	1630	9400	000000	000	2.00	
											RCPT CODE SUB-TOTAL:	1,489.10
071733	0002	01/25/2018	A	Void State O/S Checks	03	018	5300	9400	000000	000	50.00	
071734	0001	01/25/2018	B	RE-ISSUE OF REIMBURSEMENT	03	018	5300	9400	000000	000	50.00	

STATUS (STS) COMB:

A-RECEIPT B-REFUND OF RECEIPT V-VOID REFUND OF RECEIPT X-REDUCTION OF EXPENDITURE
 C-APPROPRIATION OR BUDGET MODIFICATIONS D-EXPENSE/SUPPLIES DISTRIBUTION F-FUND TO FUND TRANSFER

TRANS NO	ITEM NO	TRANS DATE	STS	DESCRIPTION OR SOURCE	TI	FUND	RCPT	SPCC	SUBT	OPU	TRANS AMOUNT	
											RCPT CODE SUB-TOTAL:	0.00
											FUND CODE SUB-TOTAL:	1,489.10
071777	0001	01/29/2018	A	Library book fines	03	018	1890	9401	000000	000		15.00
											RCPT CODE SUB-TOTAL:	15.00
											FUND CODE SUB-TOTAL:	15.00
071745	0002	01/24/2018	A	Western fees princ acct	03	018	1630	9500	000000	000		20.00
071751	0002	01/25/2018	A	Western fees princ acct	03	018	1630	9500	000000	000		10.00
											RCPT CODE SUB-TOTAL:	30.00
071748	0001	01/24/2018	A	MECIC, Inc. Garden	03	018	1820	9500	000000	000		300.00
											RCPT CODE SUB-TOTAL:	300.00
											FUND CODE SUB-TOTAL:	330.00
071682	0001	01/11/2018	A	Boxtop revenue	03	018	1890	9501	000000	000		195.00
071696	0001	01/17/2018	A	Library book fine	03	018	1890	9501	000000	000		10.00
											RCPT CODE SUB-TOTAL:	205.00
											FUND CODE SUB-TOTAL:	205.00
071708	0003	01/18/2018	A	PTO Recycling-Central	03	019	1890	9121	000000	000		7.94
											RCPT CODE SUB-TOTAL:	7.94
											FUND CODE SUB-TOTAL:	7.94
071708	0001	01/18/2018	A	PTO Recycling-Eastern	03	019	1890	9122	000000	000		7.94
											RCPT CODE SUB-TOTAL:	7.94

STATUS (STS) CODES:
 A-RECEIPT B-REFUND OF RECEIPT V-VOID REFUND OF RECEIPT X-REDUCTION OF EXPENDITURE
 C-APPROPRIATION OR BUDGET MODIFICATIONS D-EXPENSE/SUPPLIES DISTRIBUTION F-FUND TO FUND TRANSFER

TRANS NO	ITEM NO	TRANS DATE	STS	DESCRIPTION OR SOURCE	TL FUND	RCPT	SPEC	SUBJ	OPU	TRANS AMOUNT	
										FUND CODE SUB-TOTAL:	7.94
071708	0002	01/18/2018	A	PTO Recycling-Western	03	019	1890	9133	000000 000	7.95	
										RCPT CODE SUB-TOTAL:	7.95
										FUND CODE SUB-TOTAL:	7.95
071743	0001	01/24/2018	A	Fall Tourn reimb NMDAB	03	022	1690	9601	000000 000	300.00	
										RCPT CODE SUB-TOTAL:	300.00
071733	0003	01/25/2018	A	Void State O/S Checks	03	022	5300	9601	000000 000	242.00	
071735	0001	01/25/2018	B	RE-ISSUE OF SPRING TOURM	03	022	5300	9601	000000 000	242.00-	
										RCPT CODE SUB-TOTAL:	0.00
										FUND CODE SUB-TOTAL:	300.00
071795	0002	01/31/2018	A	Richland Bank Int. 024	03	024	1410	0000	000000 000	959.13	
										RCPT CODE SUB-TOTAL:	959.13
071654	0001	01/03/2018	A	Kastran Dec ins premium bal	03	024	1872	0000	000000 000	19.72	
071675	0001	01/10/2018	A	Zupan Jan Cobra	03	024	1872	0000	000000 000	924.61	
071699	0001	01/19/2018	A	Employees' Premiums Jan	03	024	1872	0000	000000 000	65,470.00	
071700	0001	01/19/2018	A	Board's Premiums Jan	03	024	1872	0000	000000 000	341,454.47	
071725	0001	01/22/2018	A	Heck Jan Cobra	03	024	1872	0000	000000 000	2,067.90	
071741	0001	01/25/2018	A	Raney Jan Ins premium	03	024	1872	0000	000000 000	90.28	
071790	0001	01/30/2018	A	Kastran Jan ins pyat	03	024	1872	0000	000000 000	105.28	
										RCPT CODE SUB-TOTAL:	430,332.26
										FUND CODE SUB-TOTAL:	431,291.39
071683	0001	01/11/2018	A	Drama club sponsor	03	200	1620	9102	000000 000	524.00	
										RCPT CODE SUB-TOTAL:	524.00
071750	0001	01/25/2018	A	Muscial sponsors	03	200	1690	9102	000000 000	226.00	

STATUS (STS) CODES:
 A-RECEIPT R-REFUND OF RECEIPT V-VOID REFUND OF RECEIPT X-REDUCTION OF EXPENDITURE
 C-APPROPRIATION OR BUDGET MODIFICATIONS D-EXPENSE/SUPPLIES DISTRIBUTION F-FUND TO FUND TRANSFER

TRANS NO	ITEM NO	TRANS DATE	STS	DESCRIPTION OR SOURCE	FI	FUND	RCPT	SPCC	SUBJ	OPU	TRANS AMOUNT	
071757	0001	01/26/2018	A	Drama musical sponsors	03	200	1690	9102	000000	000	150.00	
											RCPT CODE SUB-TOTAL:	376.00
											FUND CODE SUB-TOTAL:	900.00
071659	0001	01/04/2018	A	Spanish Club tshirt sales	03	200	1620	9107	000000	000	140.00	
											RCPT CODE SUB-TOTAL:	140.00
071659	0002	01/04/2018	A	Spanish club dues	03	200	1630	9107	000000	000	5.00	
											RCPT CODE SUB-TOTAL:	5.00
											FUND CODE SUB-TOTAL:	145.00
071758	0001	01/26/2018	A	T shirts sales	03	200	1620	9115	000000	000	10.00	
											RCPT CODE SUB-TOTAL:	10.00
											FUND CODE SUB-TOTAL:	10.00
071693	0001	01/16/2018	A	Yearbook Ad sales	03	200	1690	9119	000000	000	630.00	
071760	0001	01/26/2018	A	Yearbook sales	03	200	1690	9119	000000	000	60.00	
											RCPT CODE SUB-TOTAL:	690.00
											FUND CODE SUB-TOTAL:	690.00
071677	0002	01/10/2018	A	JH CACY Milliron	03	200	1690	9612	000000	000	53.10	
											RCPT CODE SUB-TOTAL:	53.10
											FUND CODE SUB-TOTAL:	53.10
071728	0001	01/18/2018	A	JH PE vending	03	300	1620	9206	000000	000	330.00	
											RCPT CODE SUB-TOTAL:	330.00
											FUND CODE SUB-TOTAL:	330.00

STATUS (STS) CODES:
 A-RECEIPT B-REFUND OF RECEIPT V-VOID REFUND OF RECEIPT X-REDUCTION OF EXPENDITURE
 C-APPROPRIATION OR BUDGET MODIFICATIONS D-EXPENSE/SUPPLIES DISTRIBUTION F-FUND TO FUND TRANSFER

TRANS NO	ITEM NO	TRANS DATE	STS DESCRIPTION OR SOURCE	TI	FUND	RCPT	SPCE	SUBJ	OPU	TRANS AMOUNT
071650	0001	01/02/2018	A Fr Boys BB adm 12/30	03	300	1610	9600	000000	707	202.00
071652	0001	01/02/2018	A Var/JV Boys bb adm	03	300	1610	9600	000000	707	1,918.00
071704	0001	01/02/2018	A Var/JV Girls BB Adm 12/29	03	300	1610	9600	000000	708	508.00
071660	0001	01/04/2018	A JH girls BB adm 1/3	03	300	1610	9600	000000	716	226.00
071661	0001	01/04/2018	A Swim meet adm 1/3	03	300	1610	9600	000000	709	294.00
071666	0001	01/05/2018	A JH Boys BB adm 1/4	03	300	1610	9600	000000	715	258.00
071667	0001	01/05/2018	A JH Girls BB adm 1/4	03	300	1610	9600	000000	716	312.00
071669	0001	01/08/2018	A FR Boys BB adm 1/6	03	300	1610	9600	000000	707	158.00
071670	0001	01/08/2018	A Var/JV Girls BB adm 1/6	03	300	1610	9600	000000	708	428.00
071671	0001	01/08/2018	A Var/JV Boys BB adm 1/6	03	300	1610	9600	000000	707	788.00
071671	0002	01/08/2018	A Gale coverage	03	300	1610	9600	000000	707	12.00
071672	0001	01/08/2018	A Var/JV Boys BB adm 1/5	03	300	1610	9600	000000	707	1,196.00
071676	0001	01/10/2018	A 2017/18 Winter passes	03	300	1610	9600	000000	000	30.00
071678	0001	01/10/2018	A Swim meet adm 1/9	03	300	1610	9600	000000	709	423.00
071687	0001	01/12/2018	A Var/JV Girls BB adm 1/11	03	300	1610	9600	000000	708	242.00
071689	0001	01/16/2018	A Var/JV Boys BB adm 1/13	03	300	1610	9600	000000	707	1,016.00
071695	0001	01/17/2018	A JH Girls BB Adm 1/16	03	300	1610	9600	000000	716	194.00
071710	0001	01/18/2018	A JH Boys BB Adm 1/17	03	300	1610	9600	000000	715	300.00
071712	0001	01/18/2018	A FR Boys BB adm 1/18	03	300	1610	9600	000000	707	156.00
071716	0001	01/22/2018	A Wrestling Meet adm 1/19	03	300	1610	9600	000000	710	470.00
071722	0001	01/22/2018	A JH Girls BB adm 1/20	03	300	1610	9600	000000	716	160.00
071723	0001	01/22/2018	A Var/JV Girls BB Adm 1/22	03	300	1610	9600	000000	708	310.00
071726	0001	01/23/2018	A JH Girls BB Adm 1/22	03	300	1610	9600	000000	716	316.00
071752	0001	01/25/2018	A JH Boys BB adm 1/24	03	300	1610	9600	000000	715	412.00
071754	0001	01/25/2018	A Swim meet adm 1/24	03	300	1610	9600	000000	709	222.00
071763	0001	01/26/2018	A JH Boys BB adm 1/25	03	300	1610	9600	000000	715	192.00
071764	0001	01/26/2018	A Fr Boys BB adm 1/25	03	300	1610	9600	000000	707	130.00
071765	0001	01/26/2018	A Fr Boys BB adm 1/25	03	300	1610	9600	000000	707	124.00
071766	0001	01/26/2018	A Fr Boys BB adm 1/25	03	300	1610	9600	000000	707	124.00
071767	0001	01/26/2018	A JH Boys BB adm 1/25	03	300	1610	9600	000000	715	124.00
071768	0001	01/29/2018	A Var/JV Boys BB adm 1/26	03	300	1610	9600	000000	707	1,716.00
071769	0001	01/29/2018	A JH Boys BB Adm 1/27	03	300	1610	9600	000000	715	372.00
071770	0001	01/29/2018	A FR Boys BB adm 1/27	03	300	1610	9600	000000	707	172.00
071772	0001	01/29/2018	A Var/JV Boys BB adm 1/27	03	300	1610	9600	000000	707	1,246.00
071791	0001	01/30/2018	A Var/JV Girls BB adm 1/29	03	300	1610	9600	000000	708	272.00
071792	0001	01/30/2018	A JH Boys BB adm 1/29	03	300	1610	9600	000000	715	276.00
071793	0001	01/31/2018	A JH Boys Bb Adm 1/30	03	300	1610	9600	000000	715	326.00
RCPT CODE SUB-TOTAL:										15,377.00
071647	0001	01/02/2018	A Var/JV BB programs	03	300	1620	9600	000000	707	86.00
071668	0001	01/08/2018	A Program sales Var/JV BB	03	300	1620	9600	000000	707	100.00
071698	0001	01/16/2018	A Var/JV BB program sales	03	300	1620	9600	000000	707	140.00
071773	0001	01/29/2018	A Boys BB Program sales 1/26	03	300	1620	9600	000000	707	84.00

STATUS (STS) CODES:
 A-RECEIPT B-REFUND OF RECEIPT V-VOID REFUND OF RECEIPT X-REDUCTION OF EXPENDITURE
 C-APPROPRIATION OR BUDGET MODIFICATIONS D-EXPENSE/SUPPLIES DISTRIBUTION F-FUND TO FUND TRANSFER

28

TRANS NO	ITEM NO	TRANS DATE	STS	DESCRIPTION OR SOURCE	TL	FUND	RCPT	SPCE	SUBJ	OPU	TRANS AMOUNT
071774	0001	01/29/2018	A	Boys BB Program sales 1/26	03	300	1620	9600	000000	707	88.00
RCPT CODE SUB-TOTAL:											498.00
071649	0001	01/02/2018	A	2017/18 Program sponsor	03	300	1690	9600	000000	000	138.00
071663	0001	01/05/2018	A	2017/18 program sponsor	03	300	1690	9600	000000	000	195.00
071713	0001	01/18/2018	A	2017/18 Program sponsor	03	300	1690	9600	000000	000	325.00
071717	0001	01/22/2018	A	2017/18 Program sponsors	03	300	1690	9600	000000	000	773.51
RCPT CODE SUB-TOTAL:											1,431.51
071721	0001	01/22/2018	A	Donation in Memory of Arbaugh	03	300	1820	9600	000000	000	100.00
071744	0001	01/24/2018	A	In memory of S. Arbaugh	03	300	1820	9600	000000	000	50.00
RCPT CODE SUB-TOTAL:											150.00
071648	0001	01/02/2018	A	2017 Swim Invite fee	03	300	1890	9600	000000	709	130.00
071651	0001	01/02/2018	A	2017 Girls Tennis invite fee	03	300	1890	9600	000000	705	500.00
071653	0001	01/02/2018	A	Cross Country sponsorship	03	300	1890	9600	000000	701	2,500.00
071664	0001	01/05/2018	A	2018 Track invite fee	03	300	1890	9600	000000	712	200.00
071665	0001	01/05/2018	A	2017 girls tennis invite fee	03	300	1890	9600	000000	705	250.00
RCPT CODE SUB-TOTAL:											3,580.00
FUND CODE SUB-TOTAL:											21,036.51
071729	0001	01/25/2018	A	IDEA-B Revenue	03	516	4220	9018	000000	000	37,736.86
RCPT CODE SUB-TOTAL:											37,736.86
FUND CODE SUB-TOTAL:											37,736.86
071730	0001	01/25/2018	A	Title I Revenue	03	572	4220	9018	000000	000	26,233.68
RCPT CODE SUB-TOTAL:											26,233.68
FUND CODE SUB-TOTAL:											26,233.68
071731	0001	01/25/2018	A	IDEA FESE Revenue	03	587	4220	9018	000000	000	1,737.20
RCPT CODE SUB-TOTAL:											1,737.20

STATUS (STS) CODES:
 A-RECEIPT B-REFUND OF RECEIPT V-VOID REFUND OF RECEIPT X-REDUCTION OF EXPENDITURE
 C-APPROPRIATION OR BUDGET MODIFICATIONS D-EXPENSE/SUPPLIES DISTRIBUTION F-FUND TO FUND TRANSFER

TRANS NO	ITEM NO	TRANS DATE	STS	DESCRIPTION OR SOURCE	TL FUND	RCPT	SPCD	SUBJ	OPU	TRANS AMOUNT
									FUND CODE SUB-TOTAL:	1,737.20
071732	0001	01/25/2018	A	Title II-A Revenue	03	590	4220	9018	000000 000	8,707.18
									RCPT CODE SUB-TOTAL:	8,707.18
									FUND CODE SUB-TOTAL:	8,707.18
									GRAND TOTAL:	1,522,566.44

STATUS (STS) CODES:

- A-RECEIPT B-REFUND OF RECEIPT V-VOTED REFUND OF RECEIPT X-REDUCTION OF EXPENDITURE
- C-APPROPRIATION OR BUDGET MODIFICATIONS D-EXPENSE/SUPPLIES DISTRIBUTION F-FUND TO FUND TRANSFER

LEXINGTON LOCAL SCHOOLS
 Revenue Account Summary
 SORTED BY FUND-ACC/ACCT

	FYTD Receivable	FYTD Actual Receipts	MTD Actual Receipts	YTD Actual Receipts	FYTD Balance Receivable	FYTD Percent Received
*****TOTAL FOR FUND-ACC 001 0000 (GENERAL FUND):	23,769,839.00	12,484,978.98	932,321.49	932,321.49	11,284,860.02	52.52
*****TOTAL FOR FUND-ACC 003 0000 (PERMANENT IMPROVEMENT FUND):	690,237.00	306,633.98	0.00	0.00	383,603.02	44.42
*****TOTAL FOR FUND-ACC 006 0000 (FOOD SERVICE FUND):	747,980.00	347,654.79	56,986.33	56,986.33	400,325.21	46.48
*****TOTAL FOR FUND-ACC 007 9100 (LEXINGTON MINUTEMEN ACADEMIC SCHOLARSHIP FUND):	1,326.00	4,192.15	164.99	164.99	2,866.15	316.15
*****TOTAL FOR FUND-ACC 007 9800 (TERRY McCANNON SCHOLARSHIP FUND):	108.00	78.14	15.48	15.48	29.84	72.37
*****TOTAL FOR FUND-ACC 007 9901 (MINUTEMAN ALUMNI SCHOLARSHIP FUND):	13.00	0.00	0.00	0.00	13.00	0.00
*****TOTAL FOR FUND-ACC 018 9100 (HIGH SCHOOL PRINCIPAL'S FUND):	11,507.00	3,810.57	92.58	92.58	7,696.43	33.12
*****TOTAL FOR FUND-ACC 018 9200 (JUNIOR HIGH PRINCIPAL'S FUND):	7,012.00	4,865.79	114.75	114.75	2,146.21	69.39
*****TOTAL FOR FUND-ACC 018 9300 (EASTERN PRINCIPAL'S FUND):	10,568.00	5,984.09	355.47	355.47	4,583.91	56.62
*****TOTAL FOR FUND-ACC 018 9301 (EASTERN ELEMENTARY BOOKFAIR/BOXTOPS FUND):	3,743.00	1,281.50	1,281.50	1,281.50	2,461.50	34.24

*** NOTE!! ONLY ACTIVE ACCOUNTS HAVE BEEN SELECTED, TOTALS MAY EXCLUDE AMOUNTS THAT ARE RELATED TO INACTIVE ACCOUNTS. ***

LEXINGTON LOCAL SCHOOLS
 Revenue Account Summary
 SORTED BY FUND-ACC/ACCT

	FYTD Receivable	FYTD Actual Receipts	MTD Actual Receipts	YTD Actual Receipts	FYTD Balance Receivable	FYTD Percent Received
*****TOTAL FOR FUND-ACC 018 9302 (EASTERN ELEMENTARY MATH):	0.00	1,226.00	0.00	0.00	1,226.00	0.00
*****TOTAL FOR FUND-ACC 018 9400 (CENTRAL PRINCIPAL'S FUND):	6,698.00	3,251.24	1,489.10	1,489.10	3,446.76	48.54
*****TOTAL FOR FUND-ACC 018 9401 (CENTRAL ELEMENTARY BOOKFAIR FUND):	5,727.00	3,346.95	15.00	15.00	2,380.05	58.44
*****TOTAL FOR FUND-ACC 018 9402 (CENTRAL ELEMENTARY ART):	1,750.00	0.00	0.00	0.00	1,750.00	0.00
*****TOTAL FOR FUND-ACC 018 9500 (WESTERN PRINCIPAL'S FUND):	9,695.00	4,439.98	330.00	330.00	5,255.02	45.80
*****TOTAL FOR FUND-ACC 018 9501 (WESTERN ELEMENTARY BOOKFAIR/BOXTOPS FUND):	6,253.00	4,589.82	205.00	205.00	1,663.18	73.40
*****TOTAL FOR FUND-ACC 018 9503 (WESTERN ELEMENTARY ART):	1,900.00	0.00	0.00	0.00	1,900.00	0.00
*****TOTAL FOR FUND-ACC 019 9121 (CENTRAL ELEMENTARY PTO GRANTS):	2,500.00	1,099.20	7.94	7.94	1,400.80	43.97
*****TOTAL FOR FUND-ACC 019 9122 (EASTERN ELEMENTARY PTO GRANTS):	2,500.00	1,099.17	7.94	7.94	1,400.83	43.97
*****TOTAL FOR FUND-ACC 019 9123 (WESTERN ELEMENTARY PTO GRANTS):	2,500.00	1,099.16	7.95	7.95	1,400.84	43.97

*** NOTE!! ONLY ACTIVE ACCOUNTS HAVE BEEN SELECTED, TOTALS MAY EXCLUDE AMOUNTS THAT ARE RELATED TO INACTIVE ACCOUNTS. ***

LEXINGTON LOCAL SCHOOLS
 Revenue Account Summary
 SORTED BY FUND-SCC/ACCT

	FYTD Receivable	FYTD Actual Receipts	MTD Actual Receipts	YTD Actual Receipts	FYTD Balance Receivable	FYTD Percent Received
*****TOTAL FOR FUND-SCC 019 9213 (RICH CO FOUND-BRAIN GAMES 5.0):	1,500.00	1,500.00	0.00	0.00	0.00	100.00
*****TOTAL FOR FUND-SCC 019 9214 (RICH CO FOUND-TALKING SENSE TO OUR NUMBERS):	1,269.63	1,269.63	0.00	0.00	0.00	100.00
*****TOTAL FOR FUND-SCC 019 9215 (RICH CO FOUND-SEE THE CIVILIZATION):	117.55	117.55	0.00	0.00	0.00	100.00
*****TOTAL FOR FUND-SCC 019 9216 (RICH CO FOUND-SCIENCE OLYMPIAD):	1,500.00	1,500.00	0.00	0.00	0.00	100.00
*****TOTAL FOR FUND-SCC 019 9217 (RICH CO FOUND-KICK BACK WITH CLASSICS):	902.25	902.25	0.00	0.00	0.00	100.00
*****TOTAL FOR FUND-SCC 019 9502 (RICHLAND CO HHS SENSORY GRANT):	2,000.00	0.00	0.00	0.00	2,000.00	0.00
*****TOTAL FOR FUND-SCC 022 9601 (OHSSA TOURNAMENT AGENCY FUND):	69,861.00	21,237.81	300.00	300.00	48,623.19	30.40
*****TOTAL FOR FUND-SCC 024 0000 (EMPLOYEE BENEFITS FUND FOR MEDICAL/DENTAL):	4,642,786.00	2,764,773.30	431,291.39	431,291.39	1,878,012.70	59.53
*****TOTAL FOR FUND-SCC 200 9102 (HIGH SCHOOL DRAMA CLUB):	30,258.00	950.00	900.00	900.00	29,308.00	3.14
*****TOTAL FOR FUND-SCC 200 9104 (HIGH SCHOOL LEADERSHIP COUNCIL):	2,806.00	3,282.00	0.00	0.00	476.00	116.96

*** NOTE!! ONLY ACTIVE ACCOUNTS HAVE BEEN SELECTED, TOTALS MAY EXCLUDE AMOUNTS THAT ARE RELATED TO INACTIVE ACCOUNTS. ***

LEXINGTON LOCAL SCHOOLS
 Revenue Account Summary
 SORTED BY FUND-SCC/ACCT

	FYTD Receivable	FYTD Actual Receipts	MTD Actual Receipts	YTD Actual Receipts	FYTD Balance Receivable	FYTD Percent Received
*****TOTAL FOR FUND-SCC 200 9105 (HIGH SCHOOL FRENCH CLUB):	240.00	184.00	0.00	0.00	56.00	76.67
*****TOTAL FOR FUND-SCC 200 9107 (HIGH SCHOOL SPANISH CLUB):	790.00	375.00	145.00	145.00	415.00	47.47
*****TOTAL FOR FUND-SCC 200 9109 (HIGH SCHOOL LED CLUB):	1,557.00	810.34	0.00	0.00	746.66	52.04
*****TOTAL FOR FUND-SCC 200 9114 (HIGH SCHOOL STUDENT COUNCIL FUND):	872.00	490.00	0.00	0.00	392.00	55.05
*****TOTAL FOR FUND-SCC 200 9115 (HIGH SCHOOL KEY CLUB):	366.00	410.00	10.00	10.00	44.00	112.02
*****TOTAL FOR FUND-SCC 200 9116 (HIGH SCHOOL CHESS CLUB):	50.00	0.00	0.00	0.00	50.00	0.00
*****TOTAL FOR FUND-SCC 200 9119 (HIGH SCHOOL YEARBOOK FUND):	18,754.00	9,227.73	690.00	690.00	9,526.27	49.20
*****TOTAL FOR FUND-SCC 200 9121 (HIGH SCHOOL NATIONAL HONOR SOCIETY):	2,766.00	1,390.00	0.00	0.00	1,376.00	50.25
*****TOTAL FOR FUND-SCC 200 9201 (JUNIOR HIGH ART CLUB):	276.00	95.50	0.00	0.00	180.50	34.60
*****TOTAL FOR FUND-SCC 200 9204 (JUNIOR HIGH STUDENT COUNCIL FUND):	721.00	1,143.50	0.00	0.00	422.50	158.60

*** NOTE!! ONLY ACTIVE ACCOUNTS HAVE BEEN SELECTED, TOTALS MAY EXCLUDE AMOUNTS THAT ARE RELATED TO INACTIVE ACCOUNTS. ***

LEXTINGTON LOCAL SCHOOLS
 Revenue Account Summary
 SORTED BY FUND-ACC/ACCT

	FYTD Receivable	FYTD Actual Receipts	MTD Actual Receipts	YTD Actual Receipts	FYTD Balance Receivable	FYTD Percent Received
*****TOTAL FOR FUND-ACC 200 9205 (JUNIOR HIGH LIBRARY CLUB):	554.00	553.50-	0.00	0.00	1,107.50	99.91-
*****TOTAL FOR FUND-ACC 200 9301 (EASTERN ELEMENTARY STUDENT ACTIVITY FUND):	2,445.00	829.52	0.00	0.00	1,615.38	33.93
*****TOTAL FOR FUND-ACC 200 9611 (HIGH SCHOOL INFORMED TEENS FUND):	1,546.00	1,402.00	0.00	0.00	144.00	90.69
*****TOTAL FOR FUND-ACC 200 9612 (JUNIOR HIGH INFORMED TEENS FUND):	484.00	213.10	53.10	53.10	270.90	44.03
*****TOTAL FOR FUND-ACC 300 9115 (JAZZ BAND):	2,438.00	0.00	0.00	0.00	2,438.00	0.00
*****TOTAL FOR FUND-ACC 300 9116 (CHOIR):	50.00	200.00	0.00	0.00	150.00-	400.00
*****TOTAL FOR FUND-ACC 300 9206 (JUNIOR HIGH PHYS ED) DEPARTMENT FUND):	2,640.00	1,920.00	330.00	330.00	720.00	72.73
*****TOTAL FOR FUND-ACC 300 9600 (ATHLETIC FUND):	240,000.00	183,020.53	21,036.51	21,036.51	56,979.47	76.26
*****TOTAL FOR FUND-ACC 300 9601 (ATHLETIC CAPITAL FUND):	0.00	13,000.00	0.00	0.00	13,000.00-	0.00
*****TOTAL FOR FUND-ACC 300 9603 (ELEMENTARY MUSIC):	223.00	0.00	0.00	0.00	223.00	0.00

*** NOTE!! ONLY ACTIVE ACCOUNTS HAVE BEEN SELECTED, TOTALS MAY EXCLUDE AMOUNTS THAT ARE RELATED TO INACTIVE ACCOUNTS. ***

LEXINGTON LOCAL SCHOOLS
 Revenue Account Summary
 SORTED BY FUND-SCC/ACCT

	FYTD Receivable	FYTD Actual Receipts	MTD Actual Receipts	YTD Actual Receipts	FYTD Balance Receivable	FYTD Percent Received
*****TOTAL FOR FUND-SCC 451 9018 (Network Connectivity FY 2018):	9,000.00	4,500.00	0.00	0.00	4,500.00	50.00
*****TOTAL FOR FUND-SCC 516 9017 (IDEA-B SPECIAL EDUCATION FY17):	114,221.06	59,949.37	0.00	0.00	54,271.69	52.49
*****TOTAL FOR FUND-SCC 516 9018 (IDEA-B SPECIAL EDUCATION FY18):	427,333.82	162,911.46	37,736.86	37,736.86	264,422.36	38.12
*****TOTAL FOR FUND-SCC 572 9017 (TITLE I FY17):	181,992.96	109,634.66	0.00	0.00	72,358.30	60.24
*****TOTAL FOR FUND-SCC 572 9018 (TITLE I FY18):	253,139.09	130,485.09	26,233.68	26,233.68	122,654.00	51.55
*****TOTAL FOR FUND-SCC 587 9017 (EARLY CHILDHOOD SPECIAL EDUCATION IDEA FY17):	2,327.62	293.33	0.00	0.00	2,034.39	12.33
*****TOTAL FOR FUND-SCC 587 9018 (EARLY CHILDHOOD SPECIAL EDUCATION IDEA FY18):	14,544.71	3,220.48	1,737.20	1,737.20	11,324.23	22.14
*****TOTAL FOR FUND-SCC 590 9018 (TITLE II-A IMPROVING TEACHER QUALITY FY18):	59,170.55	34,227.52	8,707.18	8,707.18	24,943.03	57.05
*****TOTAL FOR FUND-SCC 599 9018 (TITLE IV):	10,000.00	0.00	0.00	0.00	10,000.00	0.00
*****GRAND TOTALS:	31,383,408.24	16,694,533.70	1,522,566.44	1,522,566.44	14,688,874.54	53.20

*** NOTE!! ONLY ACTIVE ACCOUNTS HAVE BEEN SELECTED, TOTALS MAY EXCLUDE AMOUNTS THAT ARE RELATED TO INACTIVE ACCOUNTS. ***

LEXINGTON LOCAL SCHOOLS
 Appropriation Account Summary
 SORTED BY FUND-SEC

FYTD Appropriated	Prior FY Carryover Encumbrances	FYTD Expendable	FYTD Actual Expenditures	MTD Actual Expenditures	Current Encumbrances	FYTD Unencumbered Balance	FYTD Percent Exp/Enc
*****TOTAL FOR FUND-SEC 001 0000 (GENERAL FUND):							
24,261,301.00	229,036.40	24,490,337.40	14,035,385.57	2,144,556.69	1,352,466.54	9,102,485.29	62.83
*****TOTAL FOR FUND-SEC 003 0000 (PERMANENT IMPROVEMENT FUND):							
783,786.89	5,373.00	788,159.89	714,598.03	5,825.00	7,181.43	66,380.43	91.58
*****TOTAL FOR FUND-SEC 006 0000 (FOOD SERVICE FUND):							
747,992.43	0.00	747,992.48	426,525.27	58,769.73	124,675.02	196,792.19	73.69
*****TOTAL FOR FUND-SEC 007 9100 (LEXINGTON MINUTEMEN ACADEMIC SCHOLARSHIP FUND):							
9,258.00	500.00	9,758.00	6,458.72	5,000.00	500.00	2,591.28	73.42
*****TOTAL FOR FUND-SEC 007 9800 (TERRY McCAMMON SCHOLARSHIP FUND):							
750.00	0.00	750.00	500.00	0.00	0.00	250.00	66.67
*****TOTAL FOR FUND-SEC 018 9100 (HIGH SCHOOL PRINCIPAL'S FUND):							
13,259.65	495.00	13,754.65	4,460.75	130.40	683.00	8,610.90	37.40
*****TOTAL FOR FUND-SEC 018 9200 (JUNIOR HIGH PRINCIPAL'S FUND):							
8,198.66	984.50	9,183.16	541.00	0.00	8,632.50	9.66	99.89
*****TOTAL FOR FUND-SEC 018 9300 (EASTERN PRINCIPAL'S FUND):							
19,955.96	31.25	19,987.21	8,813.36	1,096.93	431.55	10,742.30	46.25
*****TOTAL FOR FUND-SEC 018 9301 (EASTERN ELEMENTARY BOOKFAIR/BOXTOPS FUND):							
11,000.00	0.00	11,000.00	556.19	0.00	4,124.17	6,319.64	42.85
*****TOTAL FOR FUND-SEC 018 9302 (EASTERN ELEMENTARY MATH):							
1,072.16	0.00	1,072.16	611.42	0.00	386.58	72.16	93.27

*** NOTE!! ONLY ACTIVE ACCOUNTS HAVE BEEN SELECTED, TOTALS MAY EXCLUDE AMOUNTS THAT ARE RELATED TO INACTIVE ACCOUNTS. ***

LEXINGTON LOCAL SCHOOLS
 Appropriation Account Summary
 SORTED BY FUND-SCC

FYTD Appropriated	Prior FY Carryover Encumbrances	FYTD Expendable	FYTD Actual Expenditures	MTD Actual Expenditures	Current Encumbrances	FYTD Unencumbered Balance	FYTD Percent Exp/Enc
*****TOTAL FOR FUND-SCC 018 9400 (CENTRAL PRINCIPAL'S FUND):							
13,129.23	1,127.21	14,256.44	1,703.40	93.26	2,566.00	9,987.04	29.95
*****TOTAL FOR FUND-SCC 018 9401 (CENTRAL ELEMENTARY BOOKFAIR FUND):							
6,928.28	2,500.00	9,428.28	3,794.88	0.00	1,025.65	4,607.75	51.13
*****TOTAL FOR FUND-SCC 018 9402 (CENTRAL ELEMENTARY ART):							
2,859.00	0.00	2,859.00	0.00	0.00	0.00	2,859.00	0.00
*****TOTAL FOR FUND-SCC 018 9500 (WESTERN PRINCIPAL'S FUND):							
15,500.00	1,702.29	17,202.29	2,131.40	0.00	1,352.50	13,718.39	20.25
*****TOTAL FOR FUND-SCC 018 9501 (WESTERN ELEMENTARY BOOKFAIR/BOXTOPS FUND):							
9,239.55	0.00	9,239.55	4,827.87	0.00	0.00	4,411.68	52.25
*****TOTAL FOR FUND-SCC 018 9503 (WESTERN ELEMENTARY ART):							
2,739.42	0.00	2,739.42	0.00	0.00	0.00	2,739.42	0.00
*****TOTAL FOR FUND-SCC 018 9901 (JUNIOR HIGH TEACHER ADVISORY FUND):							
109.25	0.00	109.25	0.00	0.00	0.00	109.25	0.00
*****TOTAL FOR FUND-SCC 019 9001 (ACADEMIC BOOSTERS GRANTS):							
769.07	0.00	769.07	0.00	0.00	0.00	769.07	0.00
*****TOTAL FOR FUND-SCC 019 9121 (CENTRAL ELEMENTARY PTO GRANTS):							
3,311.03	0.00	3,311.03	446.53	0.00	1,095.47	1,769.03	46.57
*****TOTAL FOR FUND-SCC 019 9122 (EASTERN ELEMENTARY PTO GRANTS):							
4,255.89	100.00	4,355.89	3,150.80	0.00	0.00	1,705.09	64.89

*** NOTE!! ONLY ACTIVE ACCOUNTS HAVE BEEN SELECTED, TOTALS MAY EXCLUDE AMOUNTS THAT ARE RELATED TO INACTIVE ACCOUNTS. ***

LEXINGTON LOCAL SCHOOLS
 Appropriation Account Summary
 SORTED BY FUND-SEC

FYTD Appropriated	Prior FY Carryover Encumbrances	FYTD Expendable	FYTD Actual Expenditures	MTD Actual Expenditures	Current Encumbrances	FYTD Unencumbered Balance	FYTD Percent Exp/Enc
*****TOTAL FOR FUND-SEC 019 9203 (WESTERN ELEMENTARY PTO GRANTS):							
5,895.96	412.68	6,308.64	1,141.04	0.00	779.98	4,387.42	30.45
*****TOTAL FOR FUND-SEC 019 9200 (RICHLAND COUNTY FOUNDATION GRANT PLAYGROUND):							
200.00	0.00	200.00	0.00	0.00	0.00	200.00	0.00
*****TOTAL FOR FUND-SEC 019 9208 (RICHLAND CO FOUND-BUILD A COMM OF READERS):							
10.32	0.00	10.32	0.00	0.00	0.00	10.32	0.00
*****TOTAL FOR FUND-SEC 019 9209 (RICH CO FOUND-LEARN TO READ FOR A LIFETIME):							
59.95	0.00	59.95	0.00	0.00	0.00	59.95	0.00
*****TOTAL FOR FUND-SEC 019 9210 (RICH CO FOUND-MULTI-SENS APPROACH TO LEARNING):							
0.46	0.00	0.46	0.00	0.00	0.00	0.46	0.00
*****TOTAL FOR FUND-SEC 019 9211 (RICH CO FOUND-BEE AWARENESS):							
17.58	0.00	17.58	0.00	0.00	0.00	17.58	0.00
*****TOTAL FOR FUND-SEC 019 9212 (RICH CO FOUND-DONT LET THE PIGEON STOP TALK):							
19.17	0.00	19.17	0.00	0.00	0.00	19.17	0.00
*****TOTAL FOR FUND-SEC 019 9213 (RICH CO FOUND-BRAIN GAMES S.O):							
1,500.00	0.00	1,500.00	673.06	0.00	826.94	0.00	100.00
*****TOTAL FOR FUND-SEC 019 9214 (RICH CO FOUND-TALKING SENSE TO OUR NUMBERS):							
1,269.63	0.00	1,269.63	593.61	0.00	0.00	676.62	46.71
*****TOTAL FOR FUND-SEC 019 9215 (RICH CO FOUND-SEE THE CIVILIZATION):							
117.55	0.00	117.55	0.00	0.00	0.00	117.55	0.00

*** NOTE!! ONLY ACTIVE ACCOUNTS HAVE BEEN SELECTED, TOTALS MAY EXCLUDE AMOUNTS THAT ARE RELATED TO INACTIVE ACCOUNTS. ***

LEXINGTON LOCAL SCHOOLS
 Appropriation Account Summary
 SORTED BY FUND-SEC

FYTD Appropriated	Prior FY Carryover Encumbrances	FYTD Expendable	FYTD Actual Expenditures	MTD Actual Expenditures	Current Encumbrances	FYTD Unencumbered Balance	FYTD Percent Exp/Enc
*****TOTAL FOR FUND-SEC 019 9216 (RICH CO FUND-SCIENCE OLYMPIAD):							
1,500.00	0.00	1,500.00	686.68	0.00	344.03	469.29	68.71
*****TOTAL FOR FUND-SEC 019 9217 (RICH CO FUND-KICK BACK WITH CLASSICS):							
902.25	0.00	902.25	902.25	0.00	0.00	0.00	100.00
*****TOTAL FOR FUND-SEC 019 9502 (RICHLAND CO HHS SENSORY GRANT):							
2,000.00	2,000.00	4,000.00	2,000.00	0.00	569.75	1,430.25	64.24
*****TOTAL FOR FUND-SEC 022 9601 (OHSAA TOURNAMENT AGENCY FUND):							
70,231.96	1,886.30	72,118.26	19,152.51	1,104.00	30,656.30	22,359.45	69.07
*****TOTAL FOR FUND-SEC 024 0000 (EMPLOYEE BENEFITS FUND FOR MEDICAL/DENTAL):							
5,563,221.01	0.00	5,563,221.01	2,358,060.38	265,877.90	214,334.35	2,990,826.28	46.24
*****TOTAL FOR FUND-SEC 200 9101 (HIGH SCHOOL ART CLUB):							
93.76	0.00	93.76	0.00	0.00	0.00	93.76	0.00
*****TOTAL FOR FUND-SEC 200 9102 (HIGH SCHOOL DRAMA CLUB):							
24,550.00	0.00	24,550.00	2,266.00	0.00	7,000.00	15,284.00	37.74
*****TOTAL FOR FUND-SEC 200 9103 (HIGH SCHOOL MATH CLUB):							
52.70	0.00	52.70	0.00	0.00	0.00	52.70	0.00
*****TOTAL FOR FUND-SEC 200 9104 (HIGH SCHOOL LEADERSHIP COUNCIL):							
3,560.45	110.00	3,670.45	3,314.00	0.00	110.00	246.45	93.29
*****TOTAL FOR FUND-SEC 200 9105 (HIGH SCHOOL FRENCH CLUB):							
417.37	0.00	417.37	0.00	0.00	104.00	313.37	24.92

*** NOTE!! ONLY ACTIVE ACCOUNTS HAVE BEEN SELECTED, TOTALS MAY EXCLUDE AMOUNTS THAT ARE RELATED TO INACTIVE ACCOUNTS. ***

LEXINGTON LOCAL SCHOOLS
 Appropriation Account Summary
 SORTED BY FUND-SCC

FYTD Appropriated	Prior FY Carryover Encumbrances	FYTD Expendable	FYTD Actual Expenditures	MTD Actual Expenditures	Current Encumbrances	FYTD Unencumbered Balance	FYTD Percent Exp/Enc
*****TOTAL FOR FUND-SCC 200 9107 (HIGH SCHOOL SPANISH CLUB):							
1,564.97	0.00	1,564.97	96.93	0.00	663.00	605.04	61.34
*****TOTAL FOR FUND-SCC 200 9108 (HIGH SCHOOL LEO CLUB):							
4,361.41	144.47	4,505.88	118.53	0.00	1,892.47	2,494.88	44.63
*****TOTAL FOR FUND-SCC 200 9114 (HIGH SCHOOL STUDENT COUNCIL FUND):							
3,748.98	0.00	3,748.98	839.86	196.30	2,824.14	88.98	97.63
*****TOTAL FOR FUND-SCC 200 9115 (HIGH SCHOOL KEY CLUB):							
2,133.62	0.00	2,133.62	615.79	173.58	144.21	1,373.62	35.62
*****TOTAL FOR FUND-SCC 200 9116 (HIGH SCHOOL CHESS CLUB):							
371.00	0.00	371.00	0.00	0.00	0.00	371.00	0.00
*****TOTAL FOR FUND-SCC 200 9119 (HIGH SCHOOL YEARBOOK FUND):							
40,000.00	15,500.00	55,500.00	7,734.80	0.00	15,000.00	32,765.20	40.96
*****TOTAL FOR FUND-SCC 200 9120 (HIGH SCHOOL JOURNALISM FUND):							
665.44	0.00	665.44	0.00	0.00	0.00	665.44	0.00
*****TOTAL FOR FUND-SCC 200 9121 (HIGH SCHOOL NATIONAL HONOR SOCIETY):							
3,209.49	197.72	3,407.21	892.73	0.00	164.27	2,350.21	31.02
*****TOTAL FOR FUND-SCC 200 9201 (JUNIOR HIGH ART CLUB):							
665.63	0.00	665.63	0.00	0.00	0.00	665.63	0.00
*****TOTAL FOR FUND-SCC 200 9204 (JUNIOR HIGH STUDENT COUNCIL FUND):							
1,017.50	0.00	1,017.50	342.76	0.00	207.24	467.50	54.05

*** NOTE!! ONLY ACTIVE ACCOUNTS HAVE BEEN SELECTED, TOTALS MAY EXCLUDE AMOUNTS THAT ARE RELATED TO INACTIVE ACCOUNTS. ***

LEXINGTON LOCAL SCHOOLS
 Appropriation Account Summary
 SORTED BY FUND-SEC

FYTD Appropriated	Prior FY Carryover Encumbrances	FYTD Expendable	FYTD Actual Expenditures	MTD Actual Expenditures	Current Encumbrances	FYTD Unencumbered Balance	FYTD Percent Exp/Enc
*****TOTAL FOR FUND-SEC 200 9205 (JUNIOR HIGH LIBRARY CLUB):							
1,185.15	0.00	1,185.15	0.00	0.00	0.00	1,185.15	0.00
*****TOTAL FOR FUND-SEC 200 9301 (EASTERN ELEMENTARY STUDENT ACTIVITY FUND):							
3,115.03	0.00	3,115.03	1,039.84	30.22	109.78	1,965.41	36.91
*****TOTAL FOR FUND-SEC 200 9611 (HIGH SCHOOL INFORMED TEENS FUND):							
2,459.63	0.00	2,459.63	1,402.00	0.00	0.00	1,057.63	57.00
*****TOTAL FOR FUND-SEC 200 9612 (JUNIOR HIGH INFORMED TEENS FUND):							
686.90	0.00	686.90	50.00	0.00	0.00	636.90	7.28
*****TOTAL FOR FUND-SEC 300 9115 (JAZZ BAND):							
3,000.00	0.00	3,000.00	0.00	0.00	0.00	3,000.00	0.00
*****TOTAL FOR FUND-SEC 300 9116 (CHOR):							
952.20	0.00	952.20	0.00	0.00	300.00	652.20	31.51
*****TOTAL FOR FUND-SEC 300 9206 (JUNIOR HIGH PHYS ED DEPARTMENT FUND):							
5,200.68	0.00	5,200.68	1,955.61	473.65	1,158.98	2,066.09	59.89
*****TOTAL FOR FUND-SEC 300 9210 (JR HIGH INSTRUMENTAL):							
41.03	0.00	41.03	0.00	0.00	0.00	41.03	0.00
*****TOTAL FOR FUND-SEC 300 9600 (ATHLETIC FUND):							
230,500.00	10,130.20	240,630.20	164,185.31	20,302.80	53,424.78	23,020.11	90.43
*****TOTAL FOR FUND-SEC 300 9602 (ORCHESTRA):							
63.22	0.00	63.22	0.00	0.00	0.00	63.22	0.00

*** NOTE!! ONLY ACTIVE ACCOUNTS HAVE BEEN SELECTED, TOTALS MAY EXCLUDE AMOUNTS THAT ARE RELATED TO INACTIVE ACCOUNTS. ***

LEXTINGTON LOCAL SCHOOLS
 Appropriation Account Summary
 SORTED BY FUND-SCC

FYTD Appropriated	Prior FY Carryover Encumbrances	FYTD Expendable	FYTD Actual Expenditures	MTD Actual Expenditures	Current Encumbrances	FYTD Unencumbered Balance	FYTD Percent Exp/Enc
*****TOTAL FOR FUND-SCC 300 9603 (ELEMENTARY MUSIC):							
1,585.38	0.00	1,585.38	41.47	0.00	0.00	1,543.91	2.62
*****TOTAL FOR FUND-SCC 300 9605 (BAND):							
252.95	0.00	252.95	0.00	0.00	0.00	252.95	0.00
*****TOTAL FOR FUND-SCC 451 9018 (Network Connectivity FY 2018):							
9,000.00	0.00	9,000.00	9,000.00	0.00	0.00	0.00	100.00
*****TOTAL FOR FUND-SCC 516 9017 (IDEA-B SPECIAL EDUCATION FY17):							
11,891.11	6,509.99	18,401.09	18,401.09	0.00	0.00	0.00	100.00
*****TOTAL FOR FUND-SCC 516 9018 (IDEA-B SPECIAL EDUCATION FY18):							
481,605.51	0.00	481,605.51	203,666.59	64,562.31	176,710.43	101,226.49	70.99
*****TOTAL FOR FUND-SCC 572 9017 (TITLE I FY17):							
17,148.17	4,441.79	21,609.96	21,609.96	0.00	0.00	0.00	100.00
*****TOTAL FOR FUND-SCC 572 9018 (TITLE I FY18):							
325,497.39	0.00	325,497.39	138,989.19	28,181.22	14,012.76	172,495.44	47.01
*****TOTAL FOR FUND-SCC 587 9018 (EARLY CHILDHOOD SPECIAL EDUCATION IDEA FY18):							
16,629.10	0.00	16,629.10	4,642.18	1,551.69	6,721.77	5,265.15	68.34
*****TOTAL FOR FUND-SCC 590 9018 (TITLE II-A IMPROVING TEACHER QUALITY FY18):							
59,170.55	0.00	59,170.55	34,880.63	7,079.27	0.00	24,289.92	58.95
*****TOTAL FOR FUND-SCC 599 9018 (TITLE IV):							
10,000.00	0.00	10,000.00	2,550.00	2,550.00	7,450.00	0.00	100.00

*** NOTE!! ONLY ACTIVE ACCOUNTS HAVE BEEN SELECTED, TOTALS MAY EXCLUDE AMOUNTS THAT ARE RELATED TO INACTIVE ACCOUNTS. ***

LEXINGTON LOCAL SCHOOLS
 Appropriation Account Summary
 SORTED BY FUND-SEC

FYTD Appropriated	Prior FY Carryover Encumbrances	FYTD Expendable	FYTD Actual Expenditures	MTD Actual Expenditures	Current Encumbrances	FYTD Unencumbered Balance	FYTD Percent Exp/Enc
*****GRAND TOTALS:							
32,828,249.68	283,182.79	33,111,432.47	18,216,545.39	2,607,554.95	2,040,831.59	12,854,055.49	61.18

*** NOTE!! ONLY ACTIVE ACCOUNTS HAVE BEEN SELECTED, TOTALS MAY EXCLUDE AMOUNTS THAT ARE RELATED TO INACTIVE ACCOUNTS. ***