

LEXINGTON LOCAL SCHOOLS



FINANCIAL REPORT
FOR THE PERIOD ENDING
DECEMBER 31, 2017

PREPARED BY
JASON WHITESEL, TREASURER

	SUB-TOTALS	TOTALS
	-----	-----
Gross Depository Balances:		
RICHLAND BANK MMA 5719	\$ 3,064,286.70	
RICHLAND BANK SWEEP ACCT 3520	771,604.48	
RICHLAND BANK GENERAL ACCT 0580	300,000.00	
RICHLAND BANK ANTHEM SWEEP 3523	1,161,761.24	
RICHLAND BANK EE BENEFITS 3180	0.00	
RICHLAND BANK PAYROLL ACCT 9780	30,381.35	
RICHLAND BANK ATHLETIC ACCT 3280	4,230.00	

Total Depository Balances (Gross)		\$ 5,332,263.77
Adjustments to Bank Balances:		
Cash in Transit to Bank	\$ 3,187.50	
Outstanding Checks	134,559.33-	
Adjustments	26.80-	
Outstanding Vision Payment -#26.80		

Total Adjustments to Bank Balance		131,398.63-
Investments:		
Treasury Bonds and Notes	\$ 1,075,284.50	
Certificate of Deposits	3,950,000.00	
Other Securities	0.00	
Other Investments:		
Richland Bank - Money Market	53,222.91	

Total Investments		5,078,507.41
Cash on Hand:		
Petty Cash:		
TREASURER'S OFFICE	\$ 100.00	
HIGH SCHOOL	50.00	
JUNIOR HIGH SCHOOL	50.00	
EASTERN, CENTRAL, WESTERN	150.00	
Change Cash:		
ATHLETIC CHANGE	\$ 3,000.00	
CAFETERIA CHANGE	440.00	
JUNIOR HIGH SCHOOL	100.00	
Cash with Fiscal Agent	0.00	

Total Cash on Hand		3,890.00

Total Balances		\$ 10,283,262.55
		=====
Total Fund Balance		\$ 10,283,262.55
		=====
Depository Clearance Accounts:		

Total Clearance Account Balances		\$ 0.00

James D. Whitfield

December 01, 2017 To December 31, 2017

Account Name : Lexington Local SD Managing Agency

Account No : 5750

Summary Of Investment Holdings

Quantity	Description		Unit Value	Market Value	Tax Cost	Estimated Ann Inc	Yield To Mkt
Money Market - Taxable							
53,222.91	Northern Instl Government Select Portfolio		1.0000	53,222.91	53,222.91	500.30	0.94%
Totals				53,222.91	53,222.91	500.30	0.94%
Marketable CD							
150,000	Comenity Capital Bank	1.150%	08/29/2018	99,5813	149,371.95	1,725.00	1.15%
200,000	Franklin Synergy Bank	1.100%	10/09/2018	99.7506	199,501.20	2,200.00	1.10%
200,000	Farm Bureau Bank NV	1.100%	12/17/2018	99.4163	198,832.60	2,200.00	1.11%
150,000	Ally Bank Midvale UT	1.450%	02/11/2019	99.8450	149,767.50	2,175.00	1.45%
200,000	Capital One Bank USA	1.200%	08/12/2019	98.6832	197,366.40	2,400.00	1.22%
100,000	First Financial NW Inc WA	1.450%	08/19/2019	99.2531	99,253.10	1,450.00	1.46%
200,000	Abacus Federal Svgs Bk NY	1.250%	09/17/2019	98.8259	197,651.80	2,500.00	1.26%
200,000	Alma Bank NY	1.300%	06/10/2020	98.1146	196,229.20	2,600.00	1.32%
150,000	Community Fin'l Svcs Bk KY	1.500%	08/19/2020	98.4010	147,601.50	2,250.00	1.52%
200,000	Marlin Business Bank	1.850%	10/13/2020	99.1910	198,382.00	3,700.00	1.87%
175,000	Unison Bank	1.500%	11/25/2020	99.5767	174,259.23	2,625.00	1.51%
200,000	Goldman Sachs Bank USA	1.850%	02/17/2021	98.9531	197,906.20	3,700.00	1.87%
200,000	MB Financial Bank NA	1.400%	03/30/2021	96.7037	193,407.40	2,800.00	1.45%
100,000	BankVista Sartell MN	1.400%	04/06/2021	97.4521	97,452.10	1,400.00	1.44%
200,000	Bank of Santa Clarita CA	1.400%	04/15/2021	97.4267	194,853.40	2,800.00	1.44%
125,000	HSBC Bank USA	2.150%	07/26/2021	99.7169	124,646.13	2,687.50	2.16%
200,000	Stearns Bank NA	1.950%	09/29/2021	98.9256	197,851.20	3,900.00	1.97%
200,000	Bridgewater BK Bloom MN	1.900%	02/28/2022	98.3683	196,736.60	3,800.00	1.93%
200,000	Continental Bank UT	1.900%	06/22/2022	97.9417	195,883.40	3,800.00	1.94%
200,000	American Expr Centurion	2.400%	09/12/2022	99.4908	198,981.60	4,800.00	2.41%
200,000	Discover Bank	2.250%	09/27/2022	99.1028	198,205.60	4,500.00	2.27%
200,000	Sallie Mae Bank SLC UT	2.500%	12/13/2022	99.9884	199,976.80	5,000.00	2.50%

December 01, 2017 To December 31, 2017

Account Name : Lexington Local SD Managing Agency

Account No : 5750

Summary Of Investment Holdings

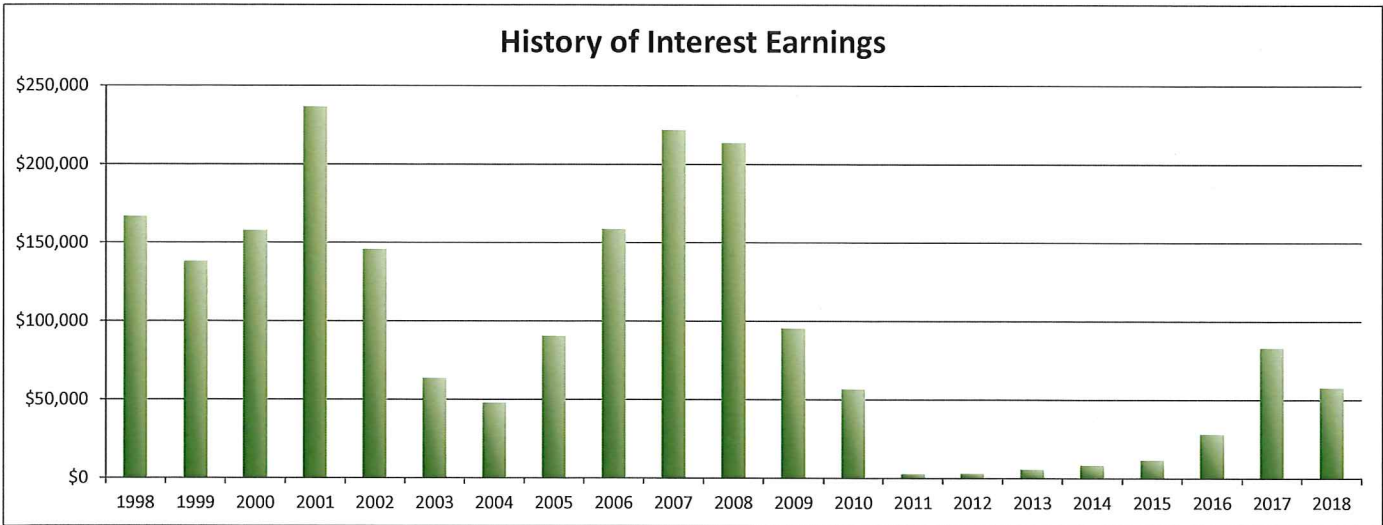
Quantity	Description			Unit Value	Market Value	Tax Cost	Estimated Ann Inc To Mkt	Yield
<i>Totals</i>					3,904,116.91	3,950,000.00	65,012.50	1.67%
<u>U.S. Govt Agy/Exempt State</u>								
125,000	FHLB	1.050%	06/04/2018	99.7475	124,684.38	124,987.50	1,312.50	1.05%
150,000	FHLB	1.000%	08/28/2018	99.5323	149,298.45	150,000.00	1,500.00	1.00%
<i>Totals</i>					273,982.83	274,987.50	2,812.50	1.03%
<u>U.S. Govt Agy/Nonexempt State</u>								
300,000	FHLMC	1.350%	03/29/2019	99.4077	298,223.10	300,297.00	4,050.00	1.36%
200,000	FHLMC	1.300%	10/25/2019	98.7324	197,464.80	200,000.00	2,600.00	1.32%
300,000	FNMA	1.300%	07/28/2020	98.1631	294,489.30	300,000.00	3,900.00	1.32%
<i>Totals</i>					790,177.20	800,297.00	10,550.00	1.34%
<i>Grand Total</i>					5,021,499.85	5,078,507.41	78,875.30	1.57%

LEXINGTON LOCAL SCHOOLS
INVESTMENT REPORT FOR THE MONTH ENDING
DECEMBER 31, 2017

INTEREST EARNED:	THIS MONTH	FISCAL YEAR TO DATE
Richland Bank, General Sweep	\$670.82	\$5,996.64
Richland Bank, General MMA	\$2,847.76	\$23,051.97
Richland Bank, Anthem Sweep	\$815.33	\$3,722.50
Star Ohio	\$0.00	\$0.00
CDs, Bonds, and other investments	\$2,938.89	\$25,058.81
TOTAL INTEREST RECEIVED	\$7,272.80	\$57,829.92

History of Interest Earnings	Fiscal Year	Interest Earnings
	1998	\$ 167,057.52
	1999	\$ 138,113.69
	2000	\$ 157,991.72
	2001	\$ 236,839.79
	2002	\$ 146,052.34
	2003	\$ 63,712.36
	2004	\$ 47,970.95
	2005	\$ 90,719.94
	2006	\$ 158,724.51
	2007	\$ 221,998.86
	2008	\$ 213,660.34
	2009	\$ 95,639.63
	2010	\$ 56,860.22
	2011	\$ 3,001.78
	2012	\$ 3,090.00
	2013	\$ 5,758.97
	2014	\$ 8,349.92
	2015	\$ 11,765.22
	2016	\$ 28,300.22
	2017	\$ 83,194.26
FISCAL Year To Date	2018	\$57,829.92

Total Interest Earnings 1998 to Present \$ 1,996,632.16



Processing Month: December 2017

(FINSUM)

LEXINGTON LOCAL SCHOOLS

Fnd	Sec	Description	Beginning Balance	MTD Revenues	FYTD Revenues	MTD Expenditures	FYTD Expenditures	Current Available Balance
001	0000	GENERAL FUND	9,518,883.84	942,874.11	11,552,657.49	1,960,257.62	11,890,828.88	9,180,712.45
001	9412	GENERAL BUDGET RESERVE SE	87,928.97	.00	.00	.00	.00	87,928.97
002	0000	BOND RETIREMENT FUND	1,925.89	.00	.00	.00	.00	1,925.89
003	0000	PERMANENT IMPROVEMENT FUN	97,922.89	41.94	306,633.98	2,450.00	708,773.03	304,216.16-
006	0000	FOOD SERVICE FUND	12.48	58,888.69	290,668.46	71,133.88	367,755.54	77,074.60-
007	9100	LEXINGTON MINUTEMEN ACADE	14,832.85	137.18	4,027.16	.00	1,658.72	17,201.29
007	9800	TERRY McCAMMON SCHOLARSHI	13,193.28	9.03	62.68	.00	500.00	12,755.96
018	9100	HIGH SCHOOL PRINCIPAL'S F	2,582.65	167.07	3,717.99	525.73	4,330.35	1,970.29
018	9200	JUNIOR HIGH PRINCIPAL'S F	1,836.16	22.66	4,751.04	59.50	541.00	6,046.20
018	9300	EASTERN PRINCIPAL'S FUND	9,419.21	14.02	5,628.62	765.29	7,716.43	7,331.40
018	9301	EASTERN ELEMENTARY BOOKFA	10,291.12	.00	.00	.00	556.19	9,734.93
018	9302	EASTERN ELEMENTARY MATH	1,072.16	.00	1,226.00	490.48	611.42	1,686.74
018	9400	CENTRAL PRINCIPAL'S FUND	7,558.44	6.00	1,762.14	94.91	1,610.14	7,710.44
018	9401	CENTRAL ELEMENTARY BOOKFA	3,701.28	17.00	3,331.95	189.00	3,794.88	3,238.35
018	9402	CENTRAL ELEMENTARY ART	1,109.00	.00	.00	.00	.00	1,109.00
018	9500	WESTERN PRINCIPAL'S FUND	12,077.85	348.65	4,109.98	.00	2,131.40	14,056.43
018	9501	WESTERN ELEMENTARY BOOKFA	2,986.55	39.00	4,384.82	.00	4,827.87	2,543.50
018	9503	WESTERN ELEMENTARY ART	839.42	.00	.00	.00	.00	839.42
018	9901	JUNIOR HIGH TEACHER ADVIS	109.25	.00	.00	.00	.00	109.25
019	9001	ACADEMIC BOOSTERS GRANTS	769.07	.00	.00	.00	.00	769.07
019	9121	CENTRAL ELEMENTARY PTO GR	811.03	18.25	1,091.26	.00	446.53	1,455.76
019	9122	EASTERN ELEMENTARY PTO GR	2,355.89	18.26	1,091.23	.00	3,150.80	296.32
019	9123	WESTERN ELEMENTARY PTO GR	3,808.64	18.24	1,091.21	.00	1,141.04	3,758.81
019	9200	RICHLAND COUNTY FOUNDATIO	200.00	.00	.00	.00	.00	200.00
019	9208	RICHLAND CO FOUND-BUILD A	10.32	.00	.00	.00	.00	10.32
019	9209	RICH CO FOUND-LEARN TO RE	59.95	.00	.00	.00	.00	59.95
019	9210	RICH CO FOUND-MULTI-SENS	.46	.00	.00	.00	.00	.46
019	9211	RICH CO FOUND-BEE AWARENE	17.58	.00	.00	.00	.00	17.58
019	9212	RICH CO FOUND-DONT LET TH	19.17	.00	.00	.00	.00	19.17
019	9213	RICH CO FOUND-BRAIN GAMES	.00	.00	1,500.00	143.99	673.06	826.94
019	9214	RICH CO FOUND-TALKING SEN	.00	.00	1,269.63	54.29	593.01	676.62
019	9215	RICH CO FOUND-SEE THE CIV	.00	.00	117.55	.00	.00	117.55
019	9216	RICH CO FOUND-SCIENCE OLY	.00	.00	1,500.00	.00	686.68	813.32
019	9217	RICH CO FOUND-KICK BACK W	.00	.00	902.25	.00	902.25	.00
019	9502	RICHLAND CO HMG SENSORY G	2,000.00	.00	.00	.00	2,000.00	.00
022	9601	OHSAA TOURNAMENT AGENCY F	2,257.26	343.25	20,937.81	1,967.50	18,048.51	5,146.56
024	0000	EMPLOYEE BENEFITS FUND FO	920,435.01	395,473.47	2,333,481.91	322,035.19	2,092,182.48	1,161,734.44
200	9101	HIGH SCHOOL ART CLUB	93.76	.00	.00	.00	.00	93.76
200	9102	HIGH SCHOOL DRAMA CLUB	31,925.52	50.00	50.00	.00	2,266.00	29,709.52
200	9103	HIGH SCHOOL MATH CLUB	52.70	.00	.00	.00	.00	52.70
200	9104	HIGH SCHOOL LEADERSHIP CO	414.45	.00	3,282.00	3,314.00	3,314.00	382.45
200	9105	HIGH SCHOOL FRENCH CLUB	177.37	28.00	184.00	.00	.00	361.37
200	9107	HIGH SCHOOL SPANISH CLUB	774.97	230.00	230.00	96.93	96.93	908.04
200	9108	HIGH SCHOOL LED CLUB	2,948.88	50.00	810.34	.00	118.53	3,640.69
200	9114	HIGH SCHOOL STUDENT COUNC	2,876.98	.00	480.00	73.89	639.56	2,717.42
200	9115	HIGH SCHOOL KEY CLUB	1,767.62	.00	400.00	442.21	442.21	1,725.41

Processing Month: December 2017

(FINGUM)

LEXINGTON LOCAL SCHOOLS

Fnd	Sec	Description	Beginning Balance	MTD Revenues	FYTD Revenues	MTD Expenditures	FYTD Expenditures	Current Available Balance
200	9116	HIGH SCHOOL CHESS CLUB	321.00	.00	.00	.00	.00	321.00
200	9119	HIGH SCHOOL YEARBOOK FUND	53,327.14	1,550.00	8,537.73	.00	7,734.80	54,130.07
200	9120	HIGH SCHOOL JOURNALISM FU	665.44	.00	.00	.00	.00	665.44
200	9121	HIGH SCHOOL NATIONAL HONO	641.21	500.00	1,390.00	.00	892.73	1,138.48
200	9201	JUNIOR HIGH ART CLUB	389.63	.00	95.50	.00	.00	485.13
200	9204	JUNIOR HIGH STUDENT COUNC	296.50	68.00	1,143.50	169.74	342.76	1,097.24
200	9205	JUNIOR HIGH LIBRARY CLUB	631.15	.00	553.50	.00	.00	77.65
200	9301	EASTERN ELEMENTARY STUDEN	670.03	.00	829.62	.00	1,009.62	490.03
200	9611	HIGH SCHOOL INFORMED TEEN	913.63	.00	1,402.00	.00	1,402.00	913.63
200	9612	JUNIOR HIGH INFORMED TEEN	202.90	.00	160.00	.00	50.00	312.90
300	9115	JAZZ BAND	2,327.81	.00	.00	.00	.00	2,327.81
300	9116	CHOIR	902.20	200.00	200.00	.00	.00	1,102.20
300	9206	JUNIOR HIGH PHYS ED DEPAR	2,560.68	.00	1,590.00	405.28	1,481.96	2,668.72
300	9210	JR HIGH INSTRUMENTAL	41.03	.00	.00	.00	.00	41.03
300	9600	ATHLETIC FUND	22,543.12	22,214.50	161,984.02	13,277.64	143,982.51	40,644.63
300	9601	ATHLETIC CAPITAL FUND	.00	13,000.00	13,000.00	.00	.00	13,000.00
300	9602	ORCHESTRA	63.22	.00	.00	.00	.00	63.22
300	9603	ELEMENTARY MUSIC	1,362.38	.00	.00	.00	41.47	1,320.91
300	9605	BAND	232.95	.00	.00	.00	.00	232.95
451	9018	Network Connectivity FY 2	.00	.00	4,500.00	.00	9,000.00	4,500.00
516	9017	IDEA-B SPECIAL EDUCATION	41,548.28	.00	59,949.37	.00	18,401.09	.00
516	9018	IDEA-B SPECIAL EDUCATION	.00	38,902.74	125,174.60	44,459.25	139,104.28	13,929.68
572	9017	TITLE I FY17	88,024.70	.00	109,634.66	.00	21,609.96	.00
572	9018	TITLE I FY18	.00	19,969.10	104,251.41	23,320.82	110,807.97	6,556.56
587	9017	EARLY CHILDHOOD SPECIAL E	293.23	.00	293.23	.00	.00	.00
587	9018	EARLY CHILDHOOD SPECIAL E	.00	1,078.42	1,483.28	2,685.63	3,090.49	1,607.21
590	9018	TITLE II-A IMPROVING TEAC	.00	5,318.63	25,520.34	6,950.34	27,901.36	2,281.02
Grand Total All Funds			10,720,285.73	1,501,596.21	15171,967.26	2,455,363.11	15608,990.44	10283,262.55
Total Invested Funds			.00					

DATE: 01/04/2018
TIME: 08:54:09OHIO DEPARTMENT OF EDUCATION - OFFICE OF SCHOOL MANAGEMENT ASSISTANCE
ANNUAL SPENDING PLAN (CURRENT OPERATION - GENERAL FUND ONLY - O.R.C. 5705.391)

PAGE: 1

SCHOOL DISTRICT: LEXINGTON LOCAL SCHOOLS IRN # 049437 COUNTY: RICHLAND FISCAL YEAR: 2018 MONTH: 12

	MONTHLY ESTIMATE	MONTHLY ACTUAL	MONTHLY DIFFERENCE	FISCAL YTD ESTIMATE	FISCAL YTD ACTUAL	FISCAL YTD DIFFERENCE
REVENUES						
01.010 General Property (Real Estate)	0	0	0	4,633,943	4,633,374	569-
01.020 Tangible Personal Property Tax	0	0	0	259,510	259,510	0
01.030 Income Tax	0	0	0	0	0	0
01.035 Unrestricted Grants-in-Aid	850,000	904,279	54,279	5,144,000	5,370,870	226,870
01.040 Restricted Grants-in-Aid	6,600	5,938	662-	39,600	35,512	4,088-
01.045 Restricted Grants-in-Aid - SFSF	0	0	0	0	0	0
01.050 Property Tax Allocation	0	822	822	884,500	877,314	7,186-
01.060 All Other Operating Revenue	40,000	31,836	8,164-	215,000	262,821	47,821
01.070 Total Revenue	896,600	942,875	46,275	11,176,553	11,439,401	262,848
OTHER FINANCING SOURCES						
02.010 Proceeds from Sale of Notes	0	0	0	0	0	0
02.020 State Emergency Loans & Advancements (Approved)	0	0	0	0	0	0
02.040 Operating Transfers-In	0	0	0	0	0	0
02.050 Advances-In	0	0	0	0	0	0
02.060 All Other Financing Sources	0	0	0	30,000	113,259	83,259
02.070 Total Other Financing Sources	0	0	0	30,000	113,259	83,259
02.080 Total Revenues and Other Financing Sources	896,600	942,875	46,275	11,206,553	11,552,660	346,107
EXPENDITURES						
03.010 Personal Services	1,098,400	1,064,997	33,403-	6,226,800	6,286,615	59,815
03.020 Employees' Retirement/Insurance Benefits	505,000	573,051	68,051	3,047,000	3,088,840	41,840
03.030 Purchased Services	380,000	295,275	84,725-	1,890,000	1,835,954	54,046-
03.040 Supplies and Materials	45,000	20,876	24,124-	488,000	480,202	7,798-
03.050 Capital Outlay	5,000	450	4,550-	82,500	75,970	6,530-
03.060 Intergovernmental	0	0	0	0	0	0
04.010 Debt Service: All Principal (Historical)	0	0	0	0	0	0
04.020 Debt Service: Principal - Notes	0	0	0	0	0	0
04.030 Debt Service: Principal - State Loans	0	0	0	0	0	0
04.040 Debt Service: Principal - State Advancements	0	0	0	0	0	0
04.050 Debt Service: Principal - HB 264 Loans	0	0	0	0	0	0
04.055 Debt Service: Principal - Other	0	0	0	0	0	0
04.060 Debt Service: Interest and Fiscal Charges	0	0	0	0	0	0
04.300 Other Objects	6,000	5,609	391-	132,500	123,249	9,251-
04.500 Total Expenditures	2,039,400	1,960,258	79,142-	11,866,800	11,890,830	24,030
OTHER FINANCING USES						
05.010 Operating Transfers - Out	0	0	0	0	0	0
05.020 Advances - Out	0	0	0	0	0	0
05.030 All Other Financing Uses	0	0	0	0	0	0
05.040 Total Other Financing Uses	0	0	0	0	0	0
05.050 Total Expenditure and Other Financing Uses	2,039,400	1,960,258	79,142-	11,866,800	11,890,830	24,030
06.010 Excess Rev & Oth Financing Sources over(under) Exp &	1,142,800-	1,017,383-	125,417	660,247-	338,170-	322,077
07.010 Beginning Cash Balance	10,089,366	10,286,026	196,660	9,606,813	9,606,813	0
07.020 Ending Cash Balance	8,946,566	9,268,643	322,077	8,946,566	9,268,643	322,077
08.010 Outstanding Encumbrances	1,300,000	1,698,308	398,308	1,300,000	1,698,308	398,308

DATE: 01/04/2018
TIME: 08:54:44OHIO DEPARTMENT OF EDUCATION - OFFICE OF SCHOOL MANAGEMENT ASSISTANCE
ANNUAL SPENDING PLAN (CURRENT OPERATION - GENERAL FUND ONLY - O.R.C. 5705.391)

PAGE: 1

SCHOOL DISTRICT: LEXINGTON LOCAL SCHOOLS IRN # 049437 COUNTY: RICHLAND FISCAL YEAR: 2018 QUARTER: 2

	QUARTERLY ESTIMATE	QUARTERLY ACTUAL	QUARTERLY DIFFERENCE	FISCAL YTD ESTIMATE	FISCAL YTD ACTUAL	FISCAL YTD DIFFERENCE
--	-----------------------	---------------------	-------------------------	------------------------	----------------------	--------------------------

REVENUES

01.010 General Property (Real Estate)	2,000	1,431	569-	4,633,943	4,633,374	569-
01.020 Tangible Personal Property Tax	0	0	0	259,510	259,510	0
01.030 Income Tax	0	0	0	0	0	0
01.035 Unrestricted Grants-in-Aid	2,550,000	2,778,110	228,110	5,144,000	5,370,870	226,870
01.040 Restricted Grants-in-Aid	19,800	16,729	3,071-	39,600	35,512	4,088-
01.045 Restricted Grants-in-Aid - SFSF	0	0	0	0	0	0
01.050 Property Tax Allocation	835,000	820,700	14,300-	884,500	877,314	7,186-
01.060 All Other Operating Revenue	105,000	73,475	31,525-	215,000	262,821	47,821
01.070 Total Revenue	3,511,800	3,690,445	178,645	11,176,553	11,439,401	262,848

OTHER FINANCING SOURCES

02.010 Proceeds from Sale of Notes	0	0	0	0	0	0
02.020 State Emergency Loans & Advancements (Approved)	0	0	0	0	0	0
02.040 Operating Transfers-In	0	0	0	0	0	0
02.050 Advances-In	0	0	0	0	0	0
02.060 All Other Financing Sources	0	5,699	5,699	30,000	113,259	83,259
02.070 Total Other Financing Sources	0	5,699	5,699	30,000	113,259	83,259
02.080 Total Revenues and Other Financing Sources	3,511,800	3,696,144	184,344	11,206,553	11,552,660	346,107

EXPENDITURES

03.010 Personal Services	3,266,800	3,290,673	23,873	6,226,800	6,286,615	59,815
03.020 Employees' Retirement/Insurance Benefits	1,522,000	1,564,761	42,761	3,047,000	3,088,840	41,840
03.030 Purchased Services	1,020,000	961,347	58,653-	1,890,000	1,835,954	54,046-
03.040 Supplies and Materials	163,000	173,794	10,794	488,000	480,202	7,798-
03.050 Capital Outlay	15,000	14,533	467-	82,500	75,970	6,530-
03.060 Intergovernmental	0	0	0	0	0	0
04.010 Debt Service: All Principal (Historical)	0	0	0	0	0	0
04.020 Debt Service: Principal - Notes	0	0	0	0	0	0
04.030 Debt Service: Principal - State Loans	0	0	0	0	0	0
04.040 Debt Service: Principal - State Advancements	0	0	0	0	0	0
04.050 Debt Service: Principal - HB 264 Loans	0	0	0	0	0	0
04.055 Debt Service: Principal - Other	0	0	0	0	0	0
04.060 Debt Service: Interest and Fiscal Charges	0	0	0	0	0	0
04.300 Other Objects	17,500	11,861	5,639-	132,500	123,249	9,251-
04.500 Total Expenditures	6,004,300	6,016,969	12,669	11,866,800	11,890,830	24,030

OTHER FINANCING USES

05.010 Operating Transfers - Out	0	0	0	0	0	0
05.020 Advances - Out	0	0	0	0	0	0
05.030 All Other Financing Uses	0	0	0	0	0	0
05.040 Total Other Financing Uses	0	0	0	0	0	0
05.050 Total Expenditure and Other Financing Uses	6,004,300	6,016,969	12,669	11,866,800	11,890,830	24,030

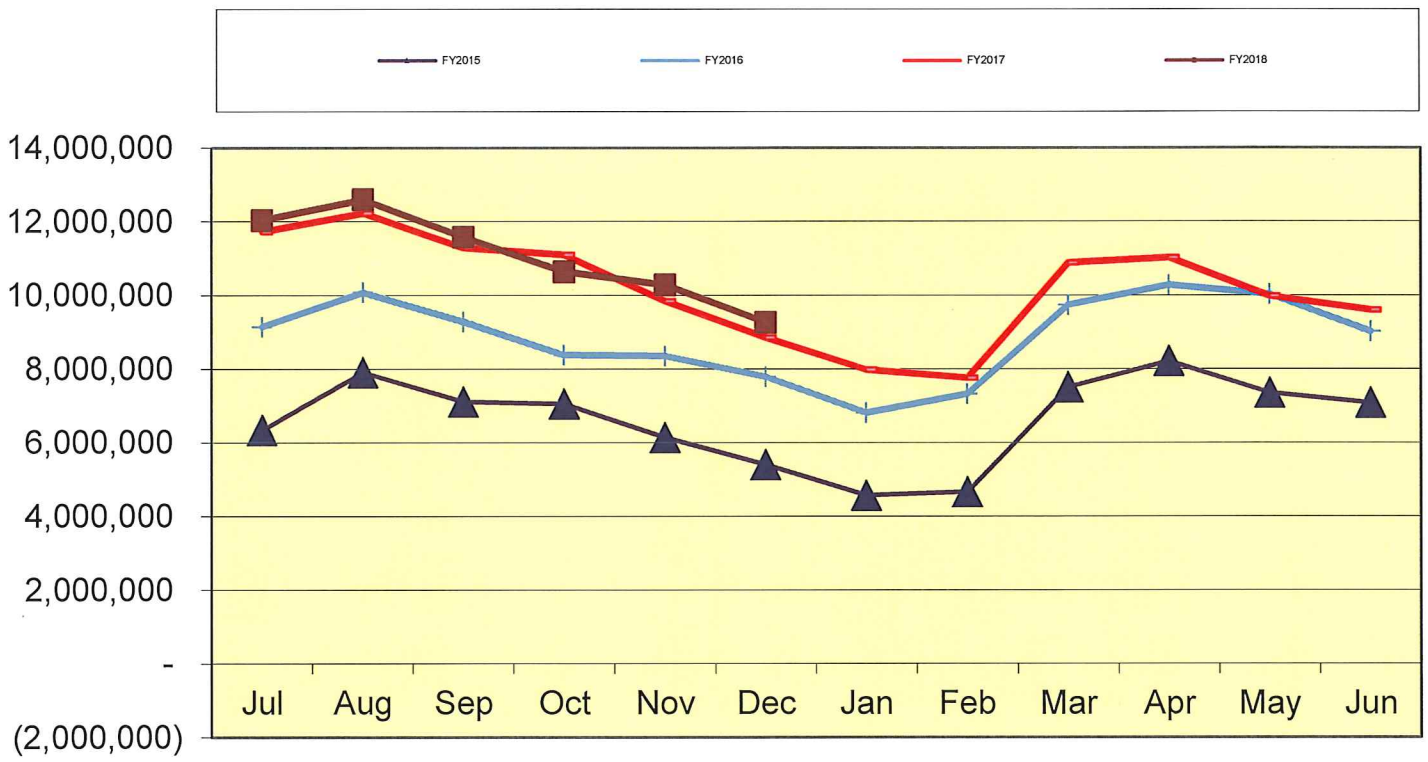
06.010 Excess Rev & Oth Financing Sources over(under) Exp &	2,492,500-	2,320,825-	171,675	660,247-	338,170-	322,077
---	------------	------------	---------	----------	----------	---------

07.010 Beginning Cash Balance	11,439,066	11,589,468	150,402	9,606,813	9,606,813	0
07.020 Ending Cash Balance	8,946,566	9,268,643	322,077	8,946,566	9,268,643	322,077
08.010 Outstanding Encumbrances	1,300,000	1,698,308	398,308	1,300,000	1,698,308	398,308

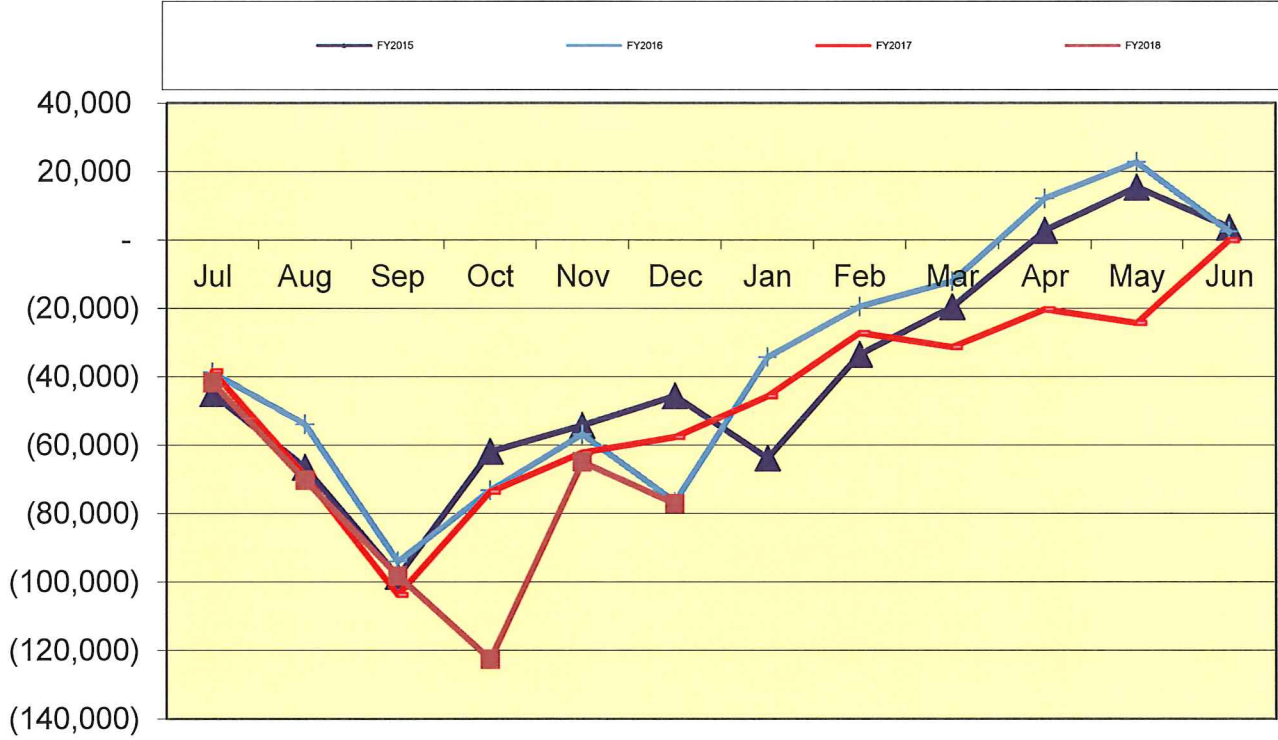
**LEXINGTON LOCAL SCHOOL DISTRICT
GENERAL FUND ONLY 2017-18
SUMMARY OF RECEIPTS AND EXPENDITURES - FIVE YEAR FORECAST FORMAT**

LINE 7.010	BEGINNING CASH BALANCE		\$	9,606,813		
	12/31/2017	FISCAL		FISCAL	VARIANCE	PERCENT
		YEAR TO DATE		YEAR TO DATE	Estimate vs.	of
	REVENUES	Estimate		Actual	Actual	VARIANCE
LINE 1.010	Real Estate Tax	\$ 4,633,943	\$	4,633,374	(\$569)	-0.01%
LINE 1.020	Personal Property Tax	\$ 259,510	\$	259,510	\$0	0.00%
LINE 1.030	Income Tax	\$ -	\$	-	\$0	
LINE 1.035	State Funding	\$ 5,144,000	\$	5,370,870	\$226,870	4.41%
LINE 1.040	Career Tech / Economic Disadv.	\$ 39,600	\$	35,512	(\$4,088)	-10.32%
LINE 1.050	Property Tax Allocation	\$ 884,500	\$	877,314	(\$7,186)	-0.81%
LINE 1.060	Other Operating Revenue	\$ 215,000	\$	262,821	\$47,821	22.24%
LINE 1.070	TOTAL REVENUE	\$ 11,176,553	\$	11,439,401	\$262,848	2.35%
			\$	-		
LINE 2.01	Proceeds from Notes	\$ -	\$	-	\$0	
LINE 2.04	Transfers In	\$ -	\$	-	\$0	
LINE 2.050	Advances In	\$ -	\$	-	\$0	#DIV/0!
LINE 2.060	Other Financing Sources	\$ 30,000	\$	113,259	\$83,259	277.53%
LINE 2.070	TOTAL OTHER SOURCES	\$ 30,000	\$	113,259	\$83,259	277.53%
LINE 2.080	TOTAL REVENUES & Sources	\$ 11,206,553	\$	11,552,660	\$346,107	3.09%
	EXPENSES					
LINE 3.010	Salaries	\$ 6,226,800	\$	6,286,615	(\$59,815)	-0.96%
LINE 3.020	Retirement and Benefits	\$ 3,047,000	\$	3,088,840	(\$41,840)	-1.37%
LINE 3.030	Purchased Services	\$ 1,890,000	\$	1,835,954	\$54,046	2.86%
LINE 3.040	Supplies and Materials	\$ 488,000	\$	480,202	\$7,798	1.60%
LINE 3.050	Capital Outlay and Equipment	\$ 82,500	\$	75,970	\$6,530	7.92%
LINE 3.06	INTERGOVERNMENTAL	\$ -	\$	-	\$0	
LINE 4.020	DEBT SERVICE - Notes	\$ -	\$	-	\$0	
LINE 4.060	DEBT SERVICE - Interest charges	\$ -	\$	-	\$0	
LINE 4.300	Other Objects	\$ 132,500	\$	123,249	\$9,251	6.98%
LINE 4.500	TOTAL EXPENDITURES	\$ 11,866,800	\$	11,890,830	(\$24,030)	-0.20%
LINE 5.00	TRANSFERS OUT	\$ -	\$	-	\$0	
LINE 5.02	ADVANCES OUT	\$ -	\$	-	\$0	
LINE 5.03	ALL OTHER USES	\$ -	\$	-	\$0	
LINE 5.040	TOTAL OTHER USES	\$ -	\$	-	\$0	
LINE 5.050	TOTAL EXPENDITURES & USES	\$ 11,866,800	\$	11,890,830	(\$24,030)	-0.20%
		Estimate		Actual	Variance	
LINE 6.010	REVENUES OVER EXPENSES	\$ (660,247)	\$	(338,170)	\$322,077	
LINE 7.020	ENDING CASH BALANCE	\$ 8,946,566	\$	9,268,643	\$322,077	
	Less Reserves	\$ (87,929)	\$	(87,929)	\$ -	
LINE 8.010	Less Outstanding Encumbrances	\$ (1,300,000)	\$	(1,698,308)	\$ (398,308)	30.64%
LINE 15.010	Unreserved Fund Balance	\$ 7,558,637	\$	7,482,406	(\$76,231)	-1.01%
		Estimate		Actual	Benchmark Yr. End	
	Salaries/Benefits as % of Revenue	83.0%		82.0%	80.1% or below	
	True Days Cash - Calendar Days on which can operate	117		116	90 or above optimal	

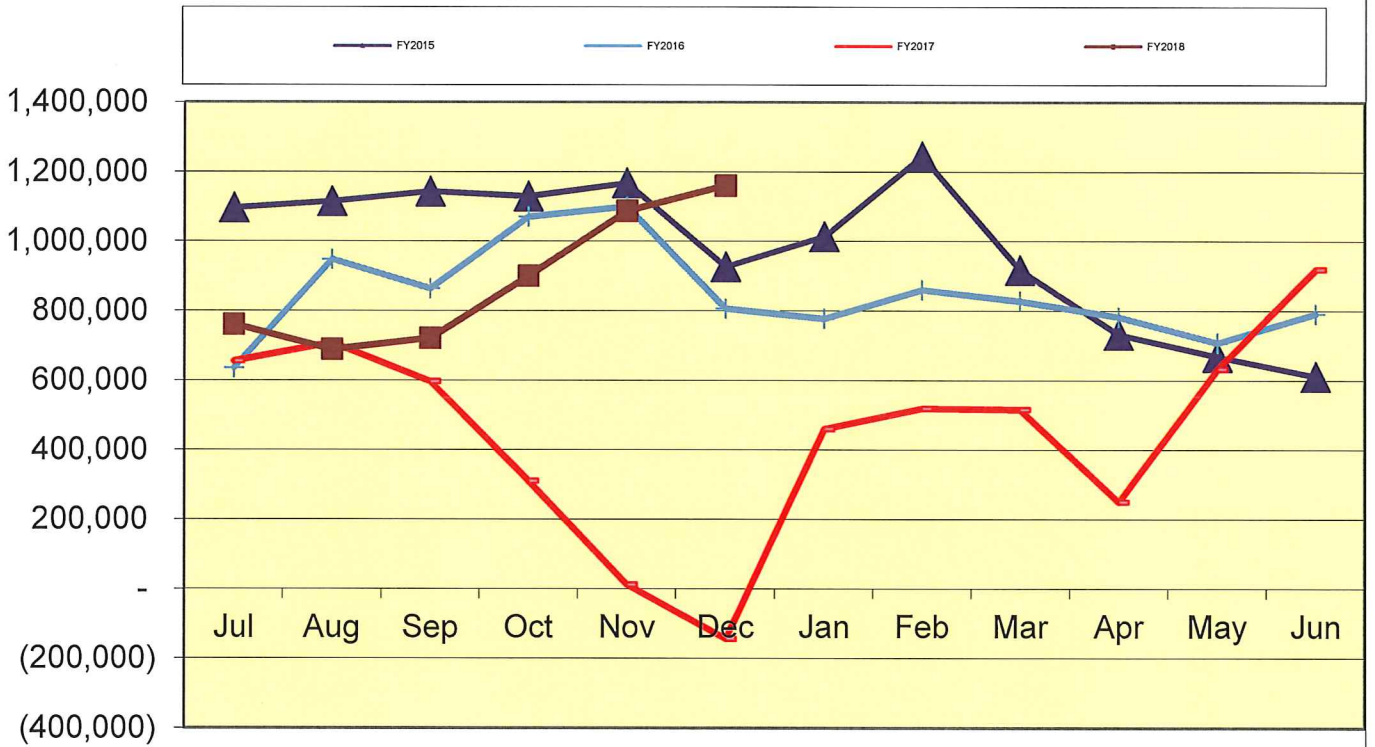
Lexington Local Schools General Fund Cash Balance



Lexington Local Schools Food Service Fund Cash Balance



Lexington Local Schools Employee Benefits Fund Cash Balance



Lexington Local Schools

Permanent Improvement Fund
12/31/2017

	Budgeted Amount	Actual Fiscal Year Expended	Current Encumbrances	Expenses / Encumbrances Over/Under Estimate	Remaining Estimated PI Project Costs
Instruction and Administration					
JH Science Lab	\$ 7,817.40	\$ 5,678.71	\$ -	\$2,138.69	\$2,138.69
Go Math (Western/Central/Eastern)	\$ 8,208.00	\$ 8,208.00	\$ -	\$0.00	\$0.00
JH PE Equipment	\$ 510.53	\$ 210.52	\$ -	\$300.01	\$300.01
Western Classroom Storage/Activity Table	\$ 1,198.55	\$ 1,046.93	\$ 82.00	\$69.62	\$0.00
Curriculum Cubicle Equipment	\$ 1,085.00	\$ 1,085.00	\$ -	\$0.00	\$0.00
Western Classroom Activity Table	\$ 965.77	\$ 865.01	\$ -	\$100.76	\$0.00
Central Storage Cabinet	\$ 1,238.86	\$ 1,238.86	\$ -	\$0.00	\$0.00
Central Playground Equipment	\$ 1,866.15	\$ 1,741.48	\$ -	\$124.67	\$0.00
Central Classroom Roller Map	\$ 170.42	\$ 170.42	\$ -	\$0.00	\$0.00
HS Graphing Calculators	\$ 3,532.30	\$ 3,149.70	\$ -	\$382.60	\$0.00
Central Grade 2 Smart Sets	\$ 2,294.00	\$ 2,142.00	\$ -	\$152.00	\$0.00
HS Psychology Textbooks	\$ 6,006.82	\$ 5,841.04	\$ -	\$165.78	\$0.00
HS Algebra II Textbooks w/Embedded Aleks	\$ 26,442.49	\$ 25,729.56	\$ -	\$712.93	\$0.00
HS AP College Physics Textbooks	\$ 10,494.77	\$ 10,494.77	\$ -	\$0.00	\$0.00
HS Chemistry Textbooks	\$ 19,543.12	\$ 19,543.12	\$ -	\$0.00	\$0.00
HS Accounting Textbooks	\$ 7,412.50	\$ 7,412.50	\$ -	\$0.00	\$0.00
HS Biology Textbooks	\$ 2,920.48	\$ 2,920.50	\$ -	(\$0.02)	\$0.00
HS Business Textbooks	\$ 645.00	\$ 645.00	\$ -	\$0.00	\$0.00
HS American Government Textbooks	\$ 403.00	\$ 403.00	\$ -	\$0.00	\$0.00
Central Discovery Link Science	\$ 1,509.00	\$ -	\$ 1,509.00	\$0.00	\$0.00
Literacy Footprints - 1st Grade Kit	\$ 3,937.50	\$ 3,937.50	\$ -	\$0.00	\$0.00
Literacy Footprints - 2nd Grade Kit Central	\$ 2,409.75	\$ 2,409.75	\$ -	\$0.00	\$0.00
Western Classroom Books - 100 Book Challenge	\$ 4,200.00	\$ 4,200.00	\$ -	\$0.00	\$0.00
Western Classroom Fiction Short Reads	\$ 2,375.00	\$ 2,588.75	\$ -	(\$213.75)	\$0.00
Central Classroom Fiction Short Reads	\$ 4,083.20	\$ 3,712.00	\$ -	\$371.20	\$0.00
Central Classroom Non-Fiction Short Reads	\$ 985.00	\$ 984.27	\$ -	\$0.73	\$0.00
Central Classroom Books	\$ 336.05	\$ 336.05	\$ -	\$0.00	\$0.00
Central Fraction/Decimal Teaching Kit	\$ 109.93	\$ 104.43	\$ -	\$5.50	\$0.00
Central Teacher Synergy Classroom Bundle Kits	\$ 231.50	\$ 229.09	\$ -	\$2.41	\$0.00
Central Classroom Guided Reading Books	\$ 4,059.35	\$ 3,531.56	\$ -	\$527.79	\$0.00
Central Comprehensive Series - 3.5-5.0	\$ 227.10	\$ 227.10	\$ -	\$0.00	\$0.00
Central Learn Our History Classroom Material	\$ 77.50	\$ 77.50	\$ -	\$0.00	\$0.00
Central Liberty Kids Complete Series: 4 DVD Set	\$ 11.99	\$ 12.97	\$ -	(\$0.98)	\$0.00
Central Music	\$ 1,558.12	\$ 1,439.92	\$ -	\$118.20	\$0.00
Central Rekenrek Counting Frame	\$ 495.00	\$ 448.00	\$ -	\$47.00	\$0.00
Central Blinds	\$ 375.00	\$ -	\$ 375.00	\$0.00	\$0.00
Central Classroom Books	\$ 1,200.00	\$ 1,007.77	\$ -	\$192.23	\$0.00
Western Desk Work Station	\$ 141.79	\$ 140.28	\$ -	\$1.51	\$0.00
Western Classroom Equipment (Stability Ball/NeoRak Stool)	\$ 729.29	\$ 647.29	\$ -	\$82.00	\$0.00
Central/Eastern Classroom Fiction Short Reads	\$ 2,604.40	\$ 2,133.36	\$ 644.24	(\$173.20)	\$0.00
Eastern Classroom Chairs/Desks - New 4th Grade	\$ 2,972.10	\$ 2,972.10	\$ -	\$0.00	\$0.00
HS World History/Geography Texts	\$ 983.19	\$ -	\$ 983.19	\$0.00	\$0.00
Maintenance					
HS Roof Project	\$ 183,000.00	\$ 181,650.00	\$ -	\$1,350.00	\$0.00
JH Chair Lift	\$ 36,000.00	\$ 35,000.00	\$ -	\$1,000.00	\$0.00
HS Security Update (Locks, Keys, Panic Devices)	\$ 3,445.00	\$ 3,610.00	\$ -	(\$165.00)	\$0.00
Transportation					
New buses	\$ 185,036.00	\$ 185,036.00	\$ -	\$0.00	\$0.00
Technology					
Computers, servers, tech equip., etc.	\$ 150,000.00	\$ 140,421.86	\$ 8,099.00	\$1,479.14	\$1,479.14
Food Service					
PaySchools Quik Lunch Conversion	\$ 4,325.00	\$ 4,325.00	\$ -	\$0.00	\$0.00
Lunch Conversion Computer Equipment	\$ 5,799.98	\$ 5,799.98	\$ -	\$0.00	\$0.00
Eastern Cafeteria Tables	\$ 6,385.20	\$ 6,761.34	\$ -	(\$376.14)	\$0.00
Athletics and Student Activities					
HS Athletics Equipment	\$ 5,952.00	\$ 5,952.00	\$ -	\$0.00	\$0.00
HS Athletics Baseball Field Updates	\$ 5,600.00	\$ 5,600.00	\$ -	\$0.00	\$0.00
Fees					
Tax Collection Fees	\$ 14,500.00	\$ 4,951.04	\$ -	\$9,548.96	\$9,548.96
Totals					
Totals	\$ 738,410.10	\$ 708,773.03	\$ 11,692.43	\$17,944.64	\$13,466.80
Total Budgeted	\$ 738,410.10				
Actual Cash Balance 7/1/17	\$ 97,922.89				
Revenues FY18 - Taxes from levy	\$ 306,633.98				
Expenditures FY18	(\$ 708,773.03)				
Current Cash Balance	(\$304,216.16)				
Current Encumbrances	(\$ 11,692.43)				
Available Balance	(\$315,908.59)				
Remaining Estimated Revenues FY18 - Taxes from Levy	\$ 368,366.02				
Less: Remaining Estimated PI Project Costs	(\$13,466.80)				
6/30/18 Estimated Carryover	\$ 38,990.63				

Lexington Local Schools

Food Service Fund 2017-18 vs. 2016-2017 vs. 2015-2016

							Beginning Balance 7/1/17	\$ 13
2017-2018 Through 12/31/17								
<i>Revenues</i>	District-Wide	High School	Junior High	Eastern	Central	Western	Total	
Student Type A, Ezipay, Misc	\$ -	\$ 46,700	\$ 18,382	\$ 22,881	\$ 17,513	\$ 14,937	\$	120,413
Student Break, Milk & A La Carte	\$ -	\$ 25,362	\$ 5,788	\$ 5,717	\$ 2,117	\$ 3,223	\$	42,207
Adult & Misc revenues	\$ 4,548	\$ 1,909	\$ 612	\$ 1,213	\$ 997	\$ 939	\$	10,218
State Reimb	\$ -	\$ -	\$ -	\$ -	\$ -	\$ -	\$	-
Federal Reimb	\$ -	\$ 27,749	\$ 18,468	\$ 32,443	\$ 23,240	\$ 15,930	\$	117,830
Transfer In	\$ -	\$ -	\$ -	\$ -	\$ -	\$ -	\$	-
Total Revenues	\$ 4,548	\$ 101,720	\$ 43,250	\$ 62,254	\$ 43,867	\$ 35,029	\$	290,668
<i>Expenses</i>								
Wages	\$ 23,815	\$ 58,298	\$ 26,162	\$ 18,031	\$ 17,424	\$ 17,049	\$	160,779
Severance	\$ -	\$ -	\$ -	\$ -	\$ -	\$ -	\$	-
Retirement	\$ 5,704	\$ 13,490	\$ 4,759	\$ 4,958	\$ 5,094	\$ 3,644	\$	37,649
Medical	\$ 13,285	\$ 24,015	\$ 11,684	\$ 16,010	\$ 3,679	\$ -	\$	68,673
Life, Dent, MC, WC	\$ 936	\$ 2,380	\$ 1,357	\$ 909	\$ 720	\$ 445	\$	6,747
Purch Serv, Repairs, Phone, Post	\$ 1,358	\$ 1,358	\$ 1,031	\$ 921	\$ 923	\$ 493	\$	6,084
Supplies	\$ 3,181	\$ -	\$ -	\$ -	\$ -	\$ -	\$	3,181
Food Costs	\$ -	\$ 34,041	\$ 13,616	\$ 24,031	\$ 7,453	\$ 5,502	\$	84,643
Equipment	\$ -	\$ -	\$ -	\$ -	\$ -	\$ -	\$	-
Other Costs	\$ -	\$ -	\$ -	\$ -	\$ -	\$ -	\$	-
Total Expenses	\$ 48,279	\$ 133,582	\$ 58,609	\$ 64,860	\$ 35,293	\$ 27,133	\$	367,756
Net Gain (Loss)	\$ (43,731)	\$ (31,862)	\$ (15,359)	\$ (2,606)	\$ 8,574	\$ 7,896	\$	(77,088)
							Ending Cash Balance 12/31/17	\$ (77,075)

							Beginning Balance 7/1/16	\$ 2,553
2016-2017 Through 12/31/16								
<i>Revenues</i>	District-Wide	High School	Junior High	Eastern	Central	Western	Total	
Student Type A, Ezipay, Misc	\$ -	\$ 48,236	\$ 20,751	\$ 21,206	\$ 17,536	\$ 15,932	\$	123,661
Student Break, Milk & A La Carte	\$ -	\$ 28,936	\$ 8,108	\$ 4,588	\$ 2,805	\$ 2,494	\$	46,931
Adult & Misc revenues	\$ 8,126	\$ 3,069	\$ 680	\$ 1,404	\$ 1,283	\$ 809	\$	15,371
State Reimb	\$ -	\$ 327	\$ 242	\$ 370	\$ 285	\$ 199	\$	1,423
Federal Reimb	\$ -	\$ 27,784	\$ 20,809	\$ 31,136	\$ 24,381	\$ 17,131	\$	121,241
Total Revenues	\$ 8,126	\$ 108,352	\$ 50,590	\$ 58,704	\$ 46,290	\$ 36,565	\$	308,627
<i>Expenses</i>								
Wages	\$ 23,424	\$ 57,998	\$ 28,707	\$ 18,885	\$ 16,464	\$ 16,217	\$	161,695
Severance	\$ -	\$ -	\$ -	\$ -	\$ -	\$ -	\$	-
Retirement	\$ 5,590	\$ 14,769	\$ 5,097	\$ 6,481	\$ 3,656	\$ 2,856	\$	38,449
Medical	\$ 11,656	\$ 21,070	\$ 14,933	\$ 14,047	\$ -	\$ -	\$	61,706
Life, Dent, MC, WC	\$ 815	\$ 2,089	\$ 1,262	\$ 868	\$ 398	\$ 352	\$	5,784
Purch Serv, Repairs, Phone, Post	\$ 1,271	\$ 6,854	\$ 1,149	\$ 538	\$ 812	\$ 538	\$	11,162
Supplies	\$ 3,644	\$ -	\$ -	\$ -	\$ -	\$ -	\$	3,644
Food Costs	\$ -	\$ 36,613	\$ 12,723	\$ 22,629	\$ 6,560	\$ 7,943	\$	86,468
Equipment	\$ -	\$ -	\$ -	\$ -	\$ -	\$ -	\$	-
Other Costs	\$ -	\$ -	\$ -	\$ -	\$ -	\$ -	\$	-
Total Expenses	\$ 46,400	\$ 139,393	\$ 63,871	\$ 63,448	\$ 27,890	\$ 27,906	\$	368,908
Net Gain (Loss)	\$ (38,274)	\$ (31,041)	\$ (13,281)	\$ (4,744)	\$ 18,400	\$ 8,659	\$	(60,281)
							Ending Cash Balance 12/31/16	\$ (57,728)

							Beginning Balance 7/1/15	\$ 3,707
2015-2016 Through 12/31/15								
<i>Revenues</i>	District-Wide	High School	Junior High	Eastern	Central	Western	Total	
Student Type A, Ezipay, Misc	\$ -	\$ 57,266	\$ 20,508	\$ 21,231	\$ 15,428	\$ 16,058	\$	130,491
Student Break, Milk & A La Carte	\$ -	\$ 32,306	\$ 8,303	\$ 4,674	\$ 3,345	\$ 2,833	\$	51,461
Adult & Misc revenues	\$ 5,534	\$ 3,273	\$ 828	\$ 1,438	\$ 1,189	\$ 769	\$	13,031
State Reimb	\$ -	\$ -	\$ -	\$ -	\$ -	\$ -	\$	-
Federal Reimb	\$ -	\$ 20,976	\$ 12,720	\$ 17,328	\$ 17,811	\$ 11,202	\$	80,037
Total Revenues	\$ 5,534	\$ 113,821	\$ 42,359	\$ 44,671	\$ 37,773	\$ 30,862	\$	275,020
<i>Expenses</i>								
Wages	\$ 22,590	\$ 50,397	\$ 29,543	\$ 23,147	\$ 16,066	\$ 16,047	\$	157,790
Severance	\$ -	\$ -	\$ -	\$ -	\$ -	\$ -	\$	-
Retirement	\$ 5,405	\$ 13,782	\$ 5,266	\$ 5,483	\$ 4,671	\$ 4,467	\$	39,074
Medical	\$ 9,068	\$ 16,392	\$ 11,618	\$ 10,928	\$ -	\$ -	\$	48,006
Life, Dent, MC, WC	\$ 577	\$ 1,456	\$ 979	\$ 665	\$ 260	\$ 228	\$	4,165
Purch Serv, Repairs, Phone, Post	\$ 1,430	\$ 1,042	\$ 629	\$ 984	\$ 588	\$ 588	\$	5,261
Supplies	\$ 2,707	\$ -	\$ -	\$ -	\$ -	\$ -	\$	2,707
Food Costs	\$ -	\$ 45,255	\$ 15,873	\$ 24,478	\$ 7,227	\$ 5,517	\$	98,350
Equipment	\$ -	\$ -	\$ -	\$ -	\$ -	\$ -	\$	-
Other Costs	\$ -	\$ -	\$ -	\$ -	\$ -	\$ -	\$	-
Total Expenses	\$ 41,777	\$ 128,324	\$ 63,908	\$ 65,685	\$ 28,812	\$ 26,847	\$	355,353
Net Gain (Loss)	\$ (36,243)	\$ (14,503)	\$ (21,549)	\$ (21,014)	\$ 8,961	\$ 4,015	\$	(80,333)
							Ending Cash Balance 12/31/15	\$ (76,626)

CHECK	DATE	NUMBER - VENDOR - NAME	AMOUNT	D-STS-C REC/VD
81217	12/04/17	13087 HAYES, JAMES	582.21	W R 12/11/17
81218	12/05/17	13055 KEDING, ALEXANDER	125.00	W R 12/28/17
81219	12/05/17	5517 PAULEY, BRETT	125.00	W R 12/14/17
81220	12/05/17	12002 NEER, CALEB	250.00	W R 12/13/17
81221	12/05/17	7875 VANHOUTEN, JON	375.00	W R 12/12/17
81222	12/05/17	7197 WEAVER, TROY J	750.00	W R 12/14/17
81223	12/05/17	10890 AGUIRRE, MARIA	30.00	B B
81224	12/05/17	12034 BARTMAN, ELIMITAIZA	30.00	B R 12/12/17
81225	12/05/17	11706 BOPP, JESSICA	30.00	B B
81226	12/05/17	13059 POTH, JASON & FRESCIA	30.00	B B
81227	12/05/17	11394 MANUELLA, STEPHANIE	30.00	B R 12/14/17
81228	12/05/17	13098 MILLIGAN, MICHAEL	30.00	B R 12/19/17
81229	12/05/17	13097 MCRAE, BERNICE	30.00	B R 12/19/17
81230	12/05/17	13096 MUMFORD-ULLSA, LISA	30.00	B R 12/18/17
81231	12/05/17	13095 HANLER, TOUBY & CHARITY	30.00	B R 12/20/17
81232	12/05/17	13094 PITOU, STEW & KATHARINE	30.00	B R 12/19/17
81233	12/05/17	13093 MOORE, DAVID& ERICA	30.00	B B
81234	12/06/17	11164 FUSION APPAREL	3,545.00	W R 12/07/17
81235	12/06/17	13101 ADERMAN, JESSICA	9.00	B V 12/07/17
81236	12/07/17	13101 ADERMAN, JESSICA	9.00	B B
81237	12/08/17	613 NICKLES BAKERY	745.30	W R 12/13/17
81238	12/08/17	13046 CRIST, ALYSSA	205.31	W R 12/12/17
81239	12/08/17	11651 SHELDON, AMANDA	170.00	W R 12/13/17
81240	12/08/17	10276 AMAZON.COM/ AMEX	68.99	W R 12/13/17
81241	12/08/17	7477 FERGUSON, AMY	395.67	W R 12/14/17
81242	12/08/17	7196 LITTLE, ANDY J	250.00	W R 12/18/17
81243	12/08/17	1370 AWARDSMITH	101.50	W R 12/15/17
81244	12/08/17	11513 BRIDGEWAY ACADEMY	4,596.00	W R 12/14/17
81245	12/08/17	9911 BUFFALO WILD WINGS-ONTARIO	280.00	W R 12/13/17
81246	12/08/17	6515 CARDINAL BUS SALES & SERVICE	1,278.23	W R 12/12/17
81247	12/08/17	7085 CASS FRAMES	216.00	W R 12/21/17
81248	12/08/17	7886 CDW-G	25.84	W R 12/13/17
81249	12/08/17	11515 COWLES, CINDY	2,601.24	W R 12/12/17
81250	12/08/17	6230 CLEARWATER SYSTEMS	119.60	W R 12/12/17
81251	12/08/17	610 CULLIGAN QUALITY WATER	37.00	W R 12/13/17
81252	12/08/17	11165 MARIKIS, DENNIS	11,500.00	W W
81253	12/08/17	11980 JEFFRIES, DREW T	270.00	W R 12/12/17
81254	12/08/17	10507 SANTAMARIA, EMILY	38.82	W R 12/12/17
81255	12/08/17	13070 ESC OF CUYAHOGA COUNTY	25.00	W R 12/12/17
81256	12/08/17	12104 AVITA HEALTH SYSTEM	55.00	W R 12/13/17
81257	12/08/17	13099 FEUGHT, STEVEN G	155.00	W R 12/20/17
81258	12/08/17	8919 WEAVER, GRANT	584.59	W R 12/15/17
81259	12/08/17	11018 HEALTHCARE BILLING SERVICES	9.81	W R 12/13/17
81260	12/08/17	11997 IMPERIAL AUTISM CONNECTIONS	1,850.00	W R 12/12/17
81261	12/08/17	7875 VANHOUTEN, JON	125.00	W R 12/13/17
81262	12/08/17	10830 JUSTEN'S	4,770.30	W R 12/15/17
81263	12/08/17	11752 SPENCER, KATHERINE	190.00	W R 12/27/17
81264	12/08/17	13100 DURYEA, KAYLA	245.86	W R 12/15/17
81265	12/08/17	1890 HOLDER, KELLY	27.00	W W
81266	12/08/17	10355 McPEEK, KRISTEN	33.17	W R 12/12/17
81267	12/08/17	13054 LERNER PUBLISHING CO	90.00	W R 12/13/17
81268	12/08/17	9943 LESCH BATTERY & POWER	50.00	W R 12/12/17
81269	12/08/17	3377 LEXINGTON LOCAL SCHOOLS	147.00	W R 12/12/17
81270	12/08/17	803 MANSFIELD AUTO PARTS	1,373.79	W R 12/18/17
81271	12/08/17	9346 MEDCENTRAL PEDIATRIC THERAPY	52,320.00	W R 12/14/17
81272	12/08/17	13089 MESSAGE LOGIX INC	2,197.91	W W

CHECK	DATE	NUMBER -	VENDOR - NAME	AMOUNT	O-STS-C	REC/VD
81273	12/08/17	10011	OLECKI, MICHELLE	1,294.52	W R	12/12/17
81274	12/08/17	69	MID-OHIO ED. SERVICE CENTER	265.00	W R	12/11/17
81275	12/08/17	6345	MT BUSINESS TECHNOLOGIES, IN	44.81	W R	12/11/17
81276	12/08/17	9382	NORTH CENTRAL OHIO ESC	679.88	W R	12/12/17
81277	12/08/17	11942	NOVA LUNA EDUC & CONSULTING	972.00	W R	12/12/17
81278	12/08/17	10829	O.E. MEYER COMPANY	90.11	W R	12/18/17
81279	12/08/17	11024	OHSBCA	360.00	W R	12/19/17
81280	12/08/17	12181	PARTNERS	13,187.50	W R	12/14/17
81281	12/08/17	13086	PCE, INC	333.68	W R	12/13/17
81282	12/08/17	13067	FRANTZ, RACHEL	600.00	W R	12/13/17
81283	12/08/17	10075	RENHILL GROUP, INC.	10,716.68	W R	12/12/17
81284	12/08/17	943	RICHLAND NEWHOPE CENTER	1,670.00	W R	12/12/17
81285	12/08/17	6996	GIEFFER, SALLY	210.78	W R	12/13/17
81286	12/08/17	5566	SAM'S CLUB	434.20	W R	12/15/17
81287	12/08/17	9753	THORBURN, SARA	818.77	W R	12/13/17
81288	12/08/17	7533	SCHOOL HEALTH CORP.	32.00	W R	12/15/17
81289	12/08/17	11128	SCHOOL PRIDE	676.00	W R	12/19/17
81290	12/08/17	12036	SCIENCE OLYMPIAD	225.00	W V	12/27/17
81291	12/08/17	741	SHERWIN-WILLIAMS	46.16	W R	12/15/17
81292	12/08/17	10453	SMETZ'S TIRE SERVICE CENTER	1,767.60	W R	12/13/17
81293	12/08/17	22	STANTON SHEET MUSIC	910.66	W R	12/13/17
81294	12/08/17	13001	STODDT'S MARKET	250.19	W R	12/12/17
81295	12/08/17	13083	TEACHER CREATED RESOURCES	86.94	W R	12/13/17
81296	12/08/17	10984	TEACHER SYNERGY LLC	54.29	W R	12/14/17
81297	12/08/17	11385	OHIO STATE UNIVERSITY	5,225.00	W R	12/13/17
81298	12/08/17	5996	OHIO BUREAU OF CRIMINAL IDEN	136.00	W R	12/13/17
81299	12/08/17	9906	TREASURER, STATE OF OHIO	1,435.00	W R	12/18/17
81300	12/08/17	8892	TRUCK SALES & SERVICE, INC.	555.65	W R	12/12/17
81301	12/08/17	3327	US-GAMES	19.95	W R	12/14/17
81302	12/08/17	704	VILLAGE OF LEXINGTON	7,429.19	W R	12/13/17
81303	12/08/17	3469	WAL-MART DISCOUNT CITIES	1,229.16	W R	12/15/17
81304	12/11/17	13087	HAYES, JAMES	582.21	W R	12/18/17
81305	12/13/17	11385	OHIO STATE UNIVERSITY	262.00	W W	
81306	12/13/17	11385	OHIO STATE UNIVERSITY	1,464.00	W W	
81307	12/13/17	11385	OHIO STATE UNIVERSITY	157.00	W W	
81308	12/15/17	13104	CICI'S PIZZA	84.00	W R	12/20/17
81309	12/15/17	11466	ROUSH, HEIDI	54.00	W R	12/18/17
81310	12/15/17	9664	METROPOLITAN EDUCATIONAL	1,100.03	W R	12/27/17
81311	12/15/17	12001	A.B.L.E.	2,312.50	W R	12/26/17
81312	12/15/17	9945	AQUA SCIENCE INC.	2,610.48	W R	12/26/17
81313	12/15/17	1370	AMAROSMITH	30.75	W R	12/26/17
81314	12/15/17	5517	PAULEY, BRETT	31.25	W R	12/27/17
81315	12/15/17	13103	BUCKEYE BAKERY	47.50	W R	12/28/17
81316	12/15/17	6515	CARDINAL BUS SALES & SERVICE	894.40	W R	12/22/17
81317	12/15/17	11800	DRC/CTB	570.38	W R	12/27/17
81318	12/15/17	13102	HOWAT, DAVID	225.00	W R	12/22/17
81319	12/15/17	11678	DRAIN PRO	225.00	W W	
81320	12/15/17	11034	GALION HIGH SCHOOL (AD)	250.00	W R	12/21/17
81321	12/15/17	5843	GRAINGER	216.22	W R	12/26/17
81322	12/15/17	636	HOBART SERVICE	91.79	W R	12/27/17
81323	12/15/17	11997	IMPERIAL AUTISM CONNECTIONS	3,100.00	W R	12/19/17
81324	12/15/17	1555	J & B ACCOUSTICAL	340.00	W R	12/21/17
81325	12/15/17	13087	HAYES, JAMES	864.42	W R	12/26/17
81326	12/15/17	7875	VANHOUTEN, JON	125.00	W R	12/29/17
81327	12/15/17	11752	SPENCER, KATHERINE	72.15	W W	
81328	12/15/17	8329	KELL ACE HARDWARE	116.20	W R	12/22/17

CHECK	DATE	NUMBER - VENDOR - NAME	AMOUNT	D-STS-C REC/VD
81329	12/15/17	6176 TOMMELLO, LOUIS MICHAEL	125.00	W R 12/21/17
81330	12/15/17	803 MANSFIELD AUTO PARTS	138.68	W R 12/26/17
81331	12/15/17	8610 HAAS, MARY	675.00	W R 12/22/17
81332	12/15/17	10810 MENARDS	66.60	W W
81333	12/15/17	69 MID-OHIO ED. SERVICE CENTER	577.24	W R 12/21/17
81334	12/15/17	6482 MVD SPORTS	394.90	W R 12/26/17
81335	12/15/17	10101 ACORN DISTRIBUTORS, INC.	1,144.88	W R 12/26/17
81336	12/15/17	10829 O.E. MEYER COMPANY	136.40	W R 12/29/17
81337	12/15/17	5777 ORIENTAL TRADING COMPANY	94.91	W R 12/26/17
81338	12/15/17	12094 PAYSCHOOLS	2,170.00	W R 12/29/17
81339	12/15/17	9919 QUENCH	38.00	W R 12/27/17
81340	12/15/17	1411 RC THERAPY SERVICES, INC.	8,142.00	W W
81341	12/15/17	10393 RICHLAND ASTRONOMICAL SOCIET	100.00	W W
81342	12/15/17	11508 RUMPKE	818.07	W R 12/22/17
81343	12/15/17	13021 RIGGLEMAN, RYAN	125.00	W W
81344	12/15/17	7215 SCHMIDT SECURITY	594.25	W R 12/21/17
81345	12/15/17	5271 SCHOLASTIC INC.	2,481.93	W W
81346	12/15/17	7533 SCHOOL HEALTH CORP.	194.30	W R 12/26/17
81347	12/15/17	741 SHERWIN-WILLIAMS	61.09	W R 12/27/17
81348	12/15/17	851 SHIFFLER EQUIPMENT SALES	880.00	W R 12/26/17
81349	12/15/17	10297 SIESEL DISTRIBUTING, LLC	1,880.44	W R 12/27/17
81350	12/15/17	11797 SMITHFOODS, INC	3,045.35	W R 12/28/17
81351	12/15/17	22 STANTON SHEET MUSIC	875.48	W R 12/22/17
81352	12/15/17	10653 PINKELMAN, TRACEY	99.00	W W
81353	12/15/17	13045 MCDANIEL, TRACY	83.46	W R 12/20/17
81354	12/15/17	773 TREASURER, STATE OF OHIO	50.00	W R 12/27/17
81355	12/15/17	7197 WEAVER, TROY J	31.25	W R 12/26/17
81356	12/15/17	11463 FRAIZER, VALERIE	160.00	W R 12/22/17
81357	12/19/17	9974 CHIPOTLE	420.00	W R 12/27/17
81358	12/20/17	11651 SHELDON, AMANDA	110.00	W R 12/26/17
81359	12/20/17	11980 JEFFRIES, DREW T	35.00	W R 12/26/17
81360	12/26/17	13087 HAYES, JAMES	582.21	W W
81361	12/28/17	13092 1ST CHOICE ENERGY SERVICES	1,432.27	W W
81362	12/28/17	11634 ELGIN, AMY	45.00	W W
81363	12/28/17	1370 AWARDSMITH	203.95	W W
81364	12/28/17	6515 CARDINAL BUS SALES & SERVICE	1,331.34	W W
81365	12/28/17	8780 CBIZ BENEFITS & INSURANCE	2,750.00	W W
81366	12/28/17	7777 BELL MARKETING L.P.	313.41	W W
81367	12/28/17	11543 DIRECT ENERGY BUSINESS MARKE	677.52	W W
81368	12/28/17	10507 SANTAMARIA, EMILY	58.11	W W
81369	12/28/17	5830 FLINN SCIENTIFIC, INC.	142.95	W W
81370	12/28/17	11972 GRANVILLE EXEMPTED VILLAGE	150.00	W W
81371	12/28/17	11503 HCC LIFE INSURANCE CO	33,615.40	W W
81372	12/28/17	10601 ITsavvy	2,450.00	W W
81373	12/28/17	9606 CAVALIER JENNIFER	120.00	W W
81374	12/28/17	11112 ROBERTS, JOE	44.43	W W
81375	12/28/17	7813 KAHL'S TELECOMMUNICATIONS	120.00	W W
81376	12/28/17	5498 KROGER COMPANY	11.47	W W
81377	12/28/17	8140 LAGUNA CLAY COMPANY	466.66	W W
81378	12/28/17	3377 LEXINGTON LOCAL SCHOOLS	613.75	W W
81379	12/28/17	7395 LOW TEMP REFRIGERATION INC.	1,682.57	W W
81380	12/28/17	69 MID-OHIO ED. SERVICE CENTER	80.00	W W
81381	12/28/17	10230 STAPLES, MITCHELL L	425.00	W W
81382	12/28/17	6482 MVD SPORTS	695.00	W W
81383	12/28/17	10934 OAT & CCC	160.00	W W
81384	12/28/17	1344 OCLRE	195.00	W W

CHECK	DATE	NUMBER - VENDOR - NAME	AMOUNT	0-STS-C REC/VD
81385	12/28/17	10192 OHIO HEALTH CONSORTIUM, INC.	84.00	W W
81386	12/28/17	1028 PHOTORAMA	800.00	W W
81387	12/28/17	10075 RENHILL GROUP, INC.	17,414.38	W W
81388	12/28/17	12069 ROTH, ROB	119.00	W W
81389	12/28/17	6538 SCHOOL SPECIALTY INC.	145.76	W W
81390	12/28/17	11964 HOLLOWAY, SHEILA	587.20	W W
81391	12/28/17	1823 SHIRT SHACK, INC.	360.00	W W
81392	12/28/17	9378 SPYDER SIGNS AND GRAPHICS	760.00	W W
81393	12/28/17	819 TRANSPORTATION ACCESSORIES C	206.80	W W
81394	12/28/17	3469 WAL-MART DISCOUNT CITIES	159.31	W W
81395	12/28/17	13106 ZANESVILLE HIGH SCHOOL	200.00	W W
81396	12/31/17	13107 RIVERVIEW LANES	150.00	W W
81397	12/31/17	3520 LEXINGTON ATHLETIC DEPT.	2,555.00	W W
81398	12/31/17	11385 OHIO STATE UNIVERSITY	225.00	W W
81399	12/31/17	10910 MyPro Apparel, LLC	429.00	W W
81400	12/31/17	11459 OHIO INDOOR PERFORMANCE ASSO	500.00	W W
691083	12/05/17	900934 LEXINGTON SCHOOLS - PAYROLL	548,850.58	C R 12/31/17
691084	12/05/17	900997 MEMO-S.E.R.S.	2,844.96	M M
691085	12/05/17	900998 MEMO-S.T.R.S.	6,725.07	M M
691086	12/05/17	900934 LEXINGTON SCHOOLS - PAYROLL	7,456.56	M M
691087	12/06/17	900932 OHIO BUREAU OF WORKERS'	79,890.00	M M
691088	12/08/17	900652 GORDON FOOD SERVICE	17,170.21	M M
691089	12/20/17	900934 LEXINGTON SCHOOLS - PAYROLL	568,166.15	C R 12/31/17
691090	12/15/17	900902 ANTHEM BENEFIT SERVICES	331,978.72	M M
691091	12/15/17	900997 MEMO-S.E.R.S.	2,830.61	M M
691092	12/15/17	900998 MEMO-S.T.R.S.	6,725.07	M M
691093	12/20/17	900934 LEXINGTON SCHOOLS - PAYROLL	7,748.97	M M
691095	12/31/17	900069 MEMO-MID OHIO ESC	5,560.18	M M
691096	12/31/17	900997 MEMO-S.E.R.S.	43,552.00	M M
691097	12/31/17	900998 MEMO-S.T.R.S.	109,320.00	M M
VOID	V	2	234.00	
RECONCILED	R	124	1,276,304.51	
OUTSTANDING	W,C,I,T,B	60	100,110.08	
MEMO	M	12	621,802.35	
REFUND	B	13	348.00	
WARRANT	W	171	259,283.06	
PAYROLL	C	2	1,117,016.73	
TRANSFERS	T	0	.00	
DIST/CORR	D	0	.00	
INVESTMENT	I	0	.00	
*** TOTAL CHECKS WRITTEN ***		198	1,998,450.94	

TRANS NO	ITEM NO	TRANS DATE	STS	DESCRIPTION OR SOURCE	TI	FUND	RCPT	SPCC	SUBJ	QPU	TRANS AMOUNT
071547	0001	12/06/2017	A	Preschool tuition	03	001	1211	0000	000000	500	1,535.00
071551	0001	12/08/2017	A	Tuition pymt	03	001	1211	0000	000000	000	1,235.62
071560	0001	12/08/2017	A	Preschool tuition	03	001	1211	0000	000000	500	100.00
071566	0001	12/11/2017	A	Western preschool tuition	03	001	1211	0000	000000	500	100.00
071579	0001	12/13/2017	A	Tuition pymt	03	001	1211	0000	000000	000	1,235.62
071586	0001	12/13/2017	A	Preschool tutition	03	001	1211	0000	000000	500	500.00
071588	0001	12/15/2017	A	Tuition pymt - Goldsmith	03	001	1211	0000	000000	000	617.81
071607	0001	12/15/2017	A	Preschool tuition	03	001	1211	0000	000000	500	400.00
071635	0001	12/19/2017	A	Preschool tuition	03	001	1211	0000	000000	500	300.00
RCPT CODE SUB-TOTAL:											6,024.05
071534	0012	12/15/2017	A	Open Enrollment Revenue	03	001	1227	0000	000000	000	30.17
071630	0014	12/29/2017	A	Open Enrollment Revenue	03	001	1227	0000	000000	000	30.17
RCPT CODE SUB-TOTAL:											60.34
071639	0001	12/31/2017	A	Richland Bank May Interest	03	001	1410	0000	000000	000	6,437.26
071640	0001	12/31/2017	A	Richland Bank May Interest	03	001	1410	0000	000000	000	6,437.26-
071641	0001	12/31/2017	A	Richland Bank May Interest	03	001	1410	0000	000000	000	6,436.26
RCPT CODE SUB-TOTAL:											6,436.26
071506	0001	12/01/2017	A	Central school fees	03	001	1740	0000	000000	400	56.00
071540	0001	12/04/2017	A	Central school fees	03	001	1740	0000	000000	400	4.00
071521	0001	12/05/2017	B	FEE REFUND- GABRIEL	03	001	1740	0000	000000	300	30.00-
071522	0001	12/05/2017	B	FEE REFUND- RHAICA AMADOR	03	001	1740	0000	000000	300	30.00-
071523	0001	12/05/2017	B	FEE REFUND- JENNA	03	001	1740	0000	000000	300	30.00-
071524	0001	12/05/2017	B	FEE REFUND- MICAH	03	001	1740	0000	000000	300	30.00-
071525	0001	12/05/2017	B	FEE REFUND- TREVOR	03	001	1740	0000	000000	300	30.00-
071526	0001	12/05/2017	B	FEE REFUND- KERA	03	001	1740	0000	000000	300	30.00-
071527	0001	12/05/2017	B	FEE REFUND- KALEIA	03	001	1740	0000	000000	300	30.00-
071528	0001	12/05/2017	B	FEE REFUND- ZOE NEFF	03	001	1740	0000	000000	300	30.00-
071529	0001	12/05/2017	B	FEE REFUND- NICKLAUS	03	001	1740	0000	000000	300	30.00-
071530	0001	12/05/2017	B	FEE REFUND- THOMAS	03	001	1740	0000	000000	300	30.00-
071531	0001	12/05/2017	B	FEE REFUND-LUKE	03	001	1740	0000	000000	300	30.00-
071532	0001	12/06/2017	B	FEE REFUNDS-ISSAC, BENNETT & E	03	001	1740	0000	000000	400	9.00-
071544	0001	12/06/2017	A	Western school fees	03	001	1740	0000	000000	500	20.00
071532	0001	12/07/2017	V	FEE REFUNDS-ISSAC, BENNETT & E	03	001	1740	0000	000000	400	9.00
071533	0001	12/07/2017	B	FEE REFUNDS- ISSAC, BENNETT &	03	001	1740	0000	000000	400	9.00-
071550	0001	12/07/2017	A	Western school fees	03	001	1740	0000	000000	500	20.00
071585	0001	12/12/2017	A	Central school fees	03	001	1740	0000	000000	400	28.00
071636	0001	12/19/2017	A	Western school fees	03	001	1740	0000	000000	500	20.00
071626	0001	12/27/2017	A	HS Fees - Pay For It	03	001	1740	0000	000000	100	0.00

STATUS (STS) CODES:

A-RECEIPT B-REFUND OF RECEIPT V-VOID REFUND OF RECEIPT X-REDUCTION OF EXPENDITURE
 C-APPROPRIATION OR BUDGET MODIFICATIONS D-EXPENSE/SUPPLIES DISTRIBUTION F-FUND TO FUND TRANSFER

TRANS NO	ITEM NO	TRANS DATE	STS	DESCRIPTION OR SOURCE	TI	FUND	RCPT	SPCC	SUBJ	OPU	TRANS AMOUNT
071626	0002	12/27/2017	A	Central Fees - Pay For It	03	001	1740	0000	000000	400	0.00
071626	0003	12/27/2017	A	Jr High Fees - Pay For It	03	001	1740	0000	000000	400	0.00
071626	0004	12/27/2017	A	Eastern Fees - Pay For It	03	001	1740	0000	000000	400	0.00
071626	0005	12/27/2017	A	Western Fees - Pay For It	03	001	1740	0000	000000	400	0.00
RCPT CODE SUB-TOTAL:											191.00-
071624	0001	12/27/2017	A	Lex Ave Executive Off Tax abat	03	001	1880	0000	000000	000	1,842.00
071624	0002	12/27/2017	A	Stoneridge Tax Abatement	03	001	1880	0000	000000	000	17,429.30
RCPT CODE SUB-TOTAL:											19,271.30
071576	0001	12/12/2017	A	School Law Update Reimb	03	001	1890	0000	000000	000	115.00
071592	0001	12/18/2017	A	AU Fall 2017 Field Exp Reimb	03	001	1890	0000	000000	000	120.00
RCPT CODE SUB-TOTAL:											235.00
071534	0001	12/15/2017	A	Opportunity Grant	03	001	3110	0000	000000	000	301,566.72
071534	0002	12/15/2017	A	Targeted Assistance	03	001	3110	0000	000000	000	29,279.58
071534	0003	12/15/2017	A	K-3 Literacy Funding	03	001	3110	0000	000000	000	5,404.20
071534	0005	12/15/2017	A	Limited English Prof Funding	03	001	3110	0000	000000	000	149.52
071534	0006	12/15/2017	A	Gifted Education Funding	03	001	3110	0000	000000	000	4,966.18
071534	0007	12/15/2017	A	Transportation	03	001	3110	0000	000000	000	22,541.61
071534	0008	12/15/2017	A	Special Education Funding	03	001	3110	0000	000000	000	49,440.74
071534	0010	12/15/2017	A	Preschool Special Educ Funding	03	001	3110	0000	000000	000	7,866.09
071534	0011	12/15/2017	A	Special Educ Transportation	03	001	3110	0000	000000	000	1,683.49
071534	0019	12/15/2017	A	JU91 Prev Yr College Credit Pl	03	001	3110	0000	000000	000	54,349.62
071630	0001	12/29/2017	A	Opportunity Grant	03	001	3110	0000	000000	000	300,511.76
071630	0002	12/29/2017	A	Targeted Assistance	03	001	3110	0000	000000	000	28,443.51
071630	0003	12/29/2017	A	K-3 Literacy Funding	03	001	3110	0000	000000	000	5,384.91
071630	0005	12/29/2017	A	Limited English Prof Funding	03	001	3110	0000	000000	000	149.04
071630	0006	12/29/2017	A	Gifted Education Funding	03	001	3110	0000	000000	000	4,951.58
071630	0007	12/29/2017	A	Transportation	03	001	3110	0000	000000	000	35,918.93
071630	0008	12/29/2017	A	Special Education Funding	03	001	3110	0000	000000	000	44,950.29
071630	0009	12/29/2017	A	Graduation Bonus	03	001	3110	0000	000000	000	8.61
071630	0010	12/29/2017	A	Third Grade Reading Bonus	03	001	3110	0000	000000	000	8.57
071630	0012	12/29/2017	A	Preschool Special Educ Funding	03	001	3110	0000	000000	000	4,893.73
071630	0013	12/29/2017	A	Special Educ Transportation	03	001	3110	0000	000000	000	2,871.03
071630	0021	12/29/2017	A	JU03 Final FY2017 #3 Adjust	03	001	3110	0000	000000	000	1,061.18-
RCPT CODE SUB-TOTAL:											904,278.53
071637	0001	12/20/2017	A	RB for Real Estate - Richland	03	001	3131	0000	000000	000	374.13
071637	0002	12/20/2017	A	RB for Emergency Levy -Richlan	03	001	3131	0000	000000	000	277.70

STATUS (STS) CODES:
 A-RECEIPT B-REFUND OF RECEIPT V-VOID REFUND OF RECEIPT X-REDUCTION OF EXPENDITURE
 C-APPROPRIATION OR BUDGET MODIFICATIONS D-EXPENSE/SUPPLIES DISTRIBUTION F-FUND TO FUND TRANSFER

TRANS NO	ITEM NO	TRANS DATE	STS	DESCRIPTION OR SOURCE	TI	FUND	RCPT	SPCC	SUBJ	DFU	TRANS AMOUNT
071637	0004	12/20/2017	A	2 1/2 HMRB Real Est-Richland	03	001	3131	0000	000000	000	54.78
071637	0005	12/20/2017	A	2 1/2 HMRB Emerg Levy-Richland	03	001	3131	0000	000000	000	40.70
RCPT CODE SUB-TOTAL:											747.31
071535	0001	12/15/2017	A	Homestead MH - Richland	03	001	3132	0000	000000	000	42.80
071535	0002	12/15/2017	A	Homestead MH Emerg Levy- Rich	03	001	3132	0000	000000	000	31.76
RCPT CODE SUB-TOTAL:											74.56
071534	0004	12/15/2017	A	Economic Disadvanted Funding	03	001	3211	0000	000000	000	2,266.90
071630	0004	12/29/2017	A	Economic Disadvanted Funding	03	001	3211	0000	000000	000	2,575.34
RCPT CODE SUB-TOTAL:											4,842.24
071534	0009	12/15/2017	A	Career Tech Education Funding	03	001	3219	0000	000000	000	483.78
071630	0011	12/29/2017	A	Career Tech Education Funding	03	001	3219	0000	000000	000	611.74
RCPT CODE SUB-TOTAL:											1,095.52
FUND CODE SUB-TOTAL:											942,874.11
071637	0003	12/20/2017	A	RB for PI Levy - Richland	03	003	3131	0000	000000	000	33.26
071637	0006	12/20/2017	A	2 1/2 HMRB PI Levy-Richland	03	003	3131	0000	000000	000	4.88
RCPT CODE SUB-TOTAL:											38.14
071535	0003	12/15/2017	A	Homestead MH PI Levy-Richland	03	003	3132	0000	000000	000	3.80
RCPT CODE SUB-TOTAL:											3.80
FUND CODE SUB-TOTAL:											41.94
071639	0005	12/31/2017	A	Richland Bank May Interest	03	006	1410	0000	000000	000	0.00
071640	0005	12/31/2017	A	Richland Bank May Interest	03	006	1410	0000	000000	000	0.00
071641	0005	12/31/2017	A	Richland Bank May Interest	03	006	1410	0000	000000	000	0.00
RCPT CODE SUB-TOTAL:											0.00
071629	0026	12/08/2017	A	HS Breakfast	03	006	1511	0000	000000	100	131.70
071629	0027	12/08/2017	A	Jr. Hi Breakfast	03	006	1511	0000	000000	200	20.90
071629	0028	12/08/2017	A	Eastern Breakfast	03	006	1511	0000	000000	300	104.00

STATUS (STS) CODES:

A-RECEIPT B-REFUND OF RECEIPT V-VOID REFUND OF RECEIPT X-REDUCTION OF EXPENDITURE
 C-APPROPRIATION OR BUDGET MODIFICATIONS D-EXPENSE/SUPPLIES DISTRIBUTION F-FUND TO FUND TRANSFER

TRANS NO	ITEM NO	TRANS DATE	STS	DESCRIPTION OR SOURCE	TI	FUND	RCPT	SPCC	SUBJ	OPU	TRANS AMOUNT
071629	0029	12/08/2017	A	Central Breakfast	03	006	1511	0000	000000	400	71.40
071629	0030	12/08/2017	A	Western Breakfast	03	006	1511	0000	000000	500	64.40
071631	0026	12/19/2017	A	HS Breakfast	03	006	1511	0000	000000	100	93.35
071631	0027	12/19/2017	A	Jr. Hi Breakfast	03	006	1511	0000	000000	200	18.45
071631	0028	12/19/2017	A	Eastern Breakfast	03	006	1511	0000	000000	300	99.60
071631	0029	12/19/2017	A	Central Breakfast	03	006	1511	0000	000000	400	85.50
071631	0030	12/19/2017	A	Western Breakfast	03	006	1511	0000	000000	500	80.60
RCPT CODE SUB-TOTAL:											769.90
071629	0001	12/08/2017	A	HS Stu. Type A	03	006	1512	0000	000000	100	3,232.90
071629	0005	12/08/2017	A	HS ROA Stu. Type A	03	006	1512	0000	000000	100	2,061.21-
071629	0006	12/08/2017	A	Jr Hi Stu. Type A	03	006	1512	0000	000000	200	1,430.25
071629	0010	12/08/2017	A	Jr. Hi. ROA Stu Type A	03	006	1512	0000	000000	200	1,001.05-
071629	0011	12/08/2017	A	Eastern Stu. Type A	03	006	1512	0000	000000	300	1,541.80
071629	0015	12/08/2017	A	Eastern ROA Stu. Type A	03	006	1512	0000	000000	300	1,121.88-
071629	0016	12/08/2017	A	Central Stu. Type A	03	006	1512	0000	000000	400	1,261.55
071629	0020	12/08/2017	A	Central ROA Stu. Type A	03	006	1512	0000	000000	400	709.48-
071629	0021	12/08/2017	A	Western Stu. Type A	03	006	1512	0000	000000	500	1,166.85
071629	0025	12/08/2017	A	Western ROA Stu. Type A	03	006	1512	0000	000000	500	765.55-
071600	0001	12/11/2017	A	NSF Check HS Lunch LH	03	006	1512	0000	000000	100	20.00-
071600	0002	12/11/2017	A	NSF Ck West Lunch IL	03	006	1512	0000	000000	500	12.75-
071642	0001	12/15/2017	A	Reimb for NSF check	03	006	1512	0000	000000	100	20.00
071631	0001	12/19/2017	A	HS Stu. Type A	03	006	1512	0000	000000	100	3,003.00
071631	0005	12/19/2017	A	HS ROA Stu. Type A	03	006	1512	0000	000000	100	853.86-
071631	0006	12/19/2017	A	Jr Hi Stu. Type A	03	006	1512	0000	000000	200	1,340.30
071631	0010	12/19/2017	A	Jr. Hi. ROA Stu Type A	03	006	1512	0000	000000	200	882.40-
071631	0011	12/19/2017	A	Eastern Stu. Type A	03	006	1512	0000	000000	300	1,610.95
071631	0015	12/19/2017	A	Eastern ROA Stu. Type A	03	006	1512	0000	000000	300	680.06-
071631	0016	12/19/2017	A	Central Stu. Type A	03	006	1512	0000	000000	400	1,272.95
071631	0020	12/19/2017	A	Central ROA Stu. Type A	03	006	1512	0000	000000	400	712.17-
071631	0021	12/19/2017	A	Western Stu. Type A	03	006	1512	0000	000000	500	1,246.65
071631	0025	12/19/2017	A	Western ROA Stu. Type A	03	006	1512	0000	000000	500	719.25-
071626	0006	12/27/2017	A	HS Lunch - Pay For It	03	006	1512	0000	000000	100	3,048.55
071626	0007	12/27/2017	A	Jr High Lunch - Pay For It	03	006	1512	0000	000000	200	1,566.50
071626	0008	12/27/2017	A	Eastern Lunch - Pay For It	03	006	1512	0000	000000	300	2,065.50
071626	0009	12/27/2017	A	Central Lunch - Pay For It	03	006	1512	0000	000000	400	1,668.74
071626	0010	12/27/2017	A	Western Lunch - Pay For It	03	006	1512	0000	000000	500	1,413.60
RCPT CODE SUB-TOTAL:											17,350.43
071629	0003	12/08/2017	A	HS Stu. Ala Carte	03	006	1513	0000	000000	100	1,802.45
071629	0008	12/08/2017	A	Jr. Hi Stu. Ala Carte	03	006	1513	0000	000000	200	461.60
071629	0013	12/08/2017	A	Eastern Stu. Ala Carte	03	006	1513	0000	000000	300	427.50

STATUS (STS) CODES:
 A-RECEIPT B-REFUND OF RECEIPT V-VOID REFUND OF RECEIPT X-REDUCTION OF EXPENDITURE
 C-APPROPRIATION OR BUDGET MODIFICATIONS D-EXPENSE/SUPPLIES DISTRIBUTION F-FUND TO FUND TRANSFER

TRANS NO	ITEM NO	TRANS DATE	STS	DESCRIPTION OR SOURCE	TI	FUND	RCPT	SPCC	SUBJ	OPU	TRANS AMOUNT
071629	0018	12/08/2017	A	Central Stu. Ala Carte	03	006	1513	0000	000000	400	140.25
071629	0023	12/08/2017	A	Western Stu. Ala Carte	03	006	1513	0000	000000	500	189.50
071631	0003	12/19/2017	A	HS Stu. ALa Carte	03	006	1513	0000	000000	100	1,639.95
071631	0008	12/19/2017	A	Jr. Hi Stu. Ala Carte	03	006	1513	0000	000000	200	410.70
071631	0013	12/19/2017	A	Eastern Stu. Ala Carte	03	006	1513	0000	000000	300	355.70
071631	0018	12/19/2017	A	Central Stu. Ala Carte	03	006	1513	0000	000000	400	116.75
071631	0023	12/19/2017	A	Western Stu. Ala Carte	03	006	1513	0000	000000	500	207.00
RCPT CODE SUB-TOTAL:											5,751.40
071629	0002	12/08/2017	A	HS Stu. Milk	03	006	1514	0000	000000	100	30.00
071629	0007	12/08/2017	A	Jr. Hi. Stu Milk	03	006	1514	0000	000000	200	7.00
071629	0012	12/08/2017	A	Eastern Stu. Milk	03	006	1514	0000	000000	300	9.50
071629	0017	12/08/2017	A	Central Stu. Milk	03	006	1514	0000	000000	400	4.00
071629	0022	12/08/2017	A	Western Stu. Milk	03	006	1514	0000	000000	500	17.50
071631	0002	12/19/2017	A	HS Stu. Milk	03	006	1514	0000	000000	100	43.50
071631	0007	12/19/2017	A	Jr. Hi. Stu Milk	03	006	1514	0000	000000	200	4.00
071631	0012	12/19/2017	A	Eastern Stu. Milk	03	006	1514	0000	000000	300	5.00
071631	0017	12/19/2017	A	Central Stu. Milk	03	006	1514	0000	000000	400	9.00
071631	0022	12/19/2017	A	Western Stu. Milk	03	006	1514	0000	000000	500	21.00
RCPT CODE SUB-TOTAL:											150.50
071629	0004	12/08/2017	A	HS Adult Ala Carte	03	006	1523	0000	000000	100	449.05
071629	0009	12/08/2017	A	Jr. Hi Adult Ala Carte	03	006	1523	0000	000000	200	42.50
071629	0014	12/08/2017	A	Eastern Adult Ala Carte	03	006	1523	0000	000000	300	41.75
071629	0019	12/08/2017	A	Central Adult Ala Carte	03	006	1523	0000	000000	400	33.55
071629	0024	12/08/2017	A	Western Adult Ala Carte	03	006	1523	0000	000000	500	53.00
071631	0004	12/19/2017	A	HS Adult Ala Carte	03	006	1523	0000	000000	100	317.10
071631	0009	12/19/2017	A	Jr. Hi Adult Ala Carte	03	006	1523	0000	000000	200	25.25
071631	0014	12/19/2017	A	Eastern Adult Ala Carte	03	006	1523	0000	000000	300	31.00
071631	0019	12/19/2017	A	Central Adult Ala Carte	03	006	1523	0000	000000	400	22.50
071631	0024	12/19/2017	A	Western Adult Ala Carte	03	006	1523	0000	000000	500	20.75
RCPT CODE SUB-TOTAL:											1,036.45
071565	0001	12/12/2017	A	Coke Commission Food Service	03	006	1851	0000	000000	000	107.59
071601	0001	12/12/2017	A	Coke comm	03	006	1851	0000	000000	000	149.87
071632	0001	12/12/2017	A	Coke comm	03	006	1851	0000	000000	000	149.87-
RCPT CODE SUB-TOTAL:											107.59
071643	0001	12/20/2017	A	Federal Reimb Lunch High	03	006	4120	0000	000000	100	7,248.62
071643	0002	12/20/2017	A	Federal Reimb Lunch Jr High	03	006	4120	0000	000000	200	4,707.87

STATUS (STS) CODES:
 A-RECEIPT B-REFUND OF RECEIPT V-VOID REFUND OF RECEIPT X-REDUCTION OF EXPENDITURE
 C-APPROPRIATION OR BUDGET MODIFICATIONS D-EXPENSE/SUPPLIES DISTRIBUTION F-FUND TO FUND TRANSFER

TRANS NO	ITEM NO	TRANS DATE	STS	DESCRIPTION OR SOURCE	TI	FUND	RCPT	SPCC	SUBJ	OPU	TRANS AMOUNT
071643	0003	12/20/2017	A	Federal Reimb Lunch Central	03	006	4120	0000	000000	400	5,923.28
071643	0004	12/20/2017	A	Federal Reimb Lunch East	03	006	4120	0000	000000	300	7,695.48
071643	0005	12/20/2017	A	Federal Reimb Lunch Western	03	006	4120	0000	000000	500	3,825.46
071643	0006	12/20/2017	A	Fed Reimb Breakfast - High	03	006	4120	0000	000000	100	437.00
071643	0007	12/20/2017	A	Federal Reimb Breakfast - Jr H	03	006	4120	0000	000000	200	587.84
071643	0008	12/20/2017	A	Federal Reimb Break - Central	03	006	4120	0000	000000	400	840.82
071643	0009	12/20/2017	A	Federal Reimb Break - East	03	006	4120	0000	000000	300	1,614.52
071643	0010	12/20/2017	A	Federal Reimb Break - Western	03	006	4120	0000	000000	500	698.46
071643	0011	12/20/2017	A	Preschool Milk - Western	03	006	4120	1280	000000	500	143.07
RCPT CODE SUB-TOTAL:											33,722.42
FUND CODE SUB-TOTAL:											58,888.69
071639	0006	12/31/2017	A	Richland Bank May Interest	03	007	1410	9100	000000	000	12.18
071640	0006	12/31/2017	A	Richland Bank May Interest	03	007	1410	9100	000000	000	12.18-
071641	0006	12/31/2017	A	Richland Bank May Interest	03	007	1410	9100	000000	000	12.18
RCPT CODE SUB-TOTAL:											12.18
071593	0001	12/05/2017	A	LMAS Donation	03	007	1820	9100	000000	000	50.00
071580	0001	12/13/2017	A	LMAS Donation	03	007	1820	9100	000000	000	75.00
RCPT CODE SUB-TOTAL:											125.00
FUND CODE SUB-TOTAL:											137.18
071639	0003	12/31/2017	A	Richland Bank May Interest	03	007	1410	9800	000000	000	9.03
071640	0003	12/31/2017	A	Richland Bank May Interest	03	007	1410	9800	000000	000	9.03-
071641	0003	12/31/2017	A	Richland Bank May Interest	03	007	1410	9800	000000	000	9.03
RCPT CODE SUB-TOTAL:											9.03
FUND CODE SUB-TOTAL:											9.03
071639	0004	12/31/2017	A	Richland Bank May Interest	03	007	1410	9801	000000	000	0.00
071640	0004	12/31/2017	A	Richland Bank May Interest	03	007	1410	9801	000000	000	0.00
071641	0004	12/31/2017	A	Richland Bank May Interest	03	007	1410	9801	000000	000	0.00
RCPT CODE SUB-TOTAL:											0.00
FUND CODE SUB-TOTAL:											0.00

STATUS (STS) CODES:

A-RECEIPT B-REFUND OF RECEIPT V-VOID REFUND OF RECEIPT X-REDUCTION OF EXPENDITURE
 C-APPROPRIATION OR BUDGET MODIFICATIONS D-EXPENSE/SUPPLIES DISTRIBUTION F-FUND TO FUND TRANSFER

TRANS NO	ITEM NO	TRANS DATE	STS	DESCRIPTION OR SOURCE	TI	FUND	RCPT	SPCC	SURJ	OPU	TRANS AMOUNT
071536	0001	12/04/2017	A	MH coffee service	03	018	1690	9100	000000	000	44.60
071539	0001	12/04/2017	A	Cuyahoga vending	03	018	1690	9100	000000	000	19.02
071559	0001	12/08/2017	A	MH coffee service	03	018	1690	9100	000000	000	48.30
071610	0001	12/18/2017	A	MH Coffee service	03	018	1690	9100	000000	000	40.15
071624	0003	12/27/2017	A	Merchant Services HS	03	018	1690	9100	000000	000	15.00
RCPT CODE SUB-TOTAL:											167.07
FUND CODE SUB-TOTAL:											167.07
071565	0002	12/12/2017	A	Coke Commission Jr High	03	018	1690	9200	000000	000	22.66
RCPT CODE SUB-TOTAL:											22.66
FUND CODE SUB-TOTAL:											22.66
071565	0004	12/12/2017	A	Coke Commission East	03	018	1690	9300	000000	000	14.02
RCPT CODE SUB-TOTAL:											14.02
FUND CODE SUB-TOTAL:											14.02
071506	0002	12/01/2017	A	Central fees princ acct	03	018	1630	9400	000000	000	4.00
071585	0002	12/12/2017	A	Central fees princ acct	03	018	1630	9400	000000	000	2.00
RCPT CODE SUB-TOTAL:											6.00
FUND CODE SUB-TOTAL:											6.00
071562	0001	12/08/2017	A	Lost Library book fine	03	018	1890	9401	000000	000	17.00
RCPT CODE SUB-TOTAL:											17.00
FUND CODE SUB-TOTAL:											17.00
071544	0002	12/06/2017	A	Western fees princ acct	03	018	1630	9500	000000	000	10.00
071545	0001	12/06/2017	A	Kroger rewards check	03	018	1630	9500	000000	000	313.05
071550	0002	12/07/2017	A	Western fees princ acct	03	018	1630	9500	000000	000	10.00
071636	0002	12/19/2017	A	Western fees princ acct	03	018	1630	9500	000000	000	10.00

STATUS (STS) CODES:

A-RECEIPT B-REFUND OF RECEIPT V-VOID REFUND OF RECEIPT X-REDUCTION OF EXPENDITURE
 C-APPROPRIATION OR BUDGET MODIFICATIONS D-EXPENSE/SUPPLIES DISTRIBUTION F-FUND TO FUND TRANSFER

TRANS NO	ITEM NO	TRANS DATE	STS	DESCRIPTION OR SOURCE	TI	FUND	RCPT	SFCC	SUBJ	OPU	TRANS AMOUNT
RCPT CODE SUB-TOTAL:											343.05
071565	0003	12/12/2017	A	Coke Commission Wester	03	018	1690	9500	000000	000	5.60
RCPT CODE SUB-TOTAL:											5.60
FUND CODE SUB-TOTAL:											348.65
071549	0001	12/07/2017	A	Lost library book	03	018	1890	9501	000000	000	10.00
071587	0001	12/13/2017	A	Lost library book	03	018	1890	9501	000000	000	15.00
071605	0001	12/15/2017	A	Lost library book	03	018	1890	9501	000000	000	14.00
RCPT CODE SUB-TOTAL:											39.00
FUND CODE SUB-TOTAL:											39.00
071546	0003	12/06/2017	A	PTO Recycling-Central	03	019	1890	9121	000000	000	11.95
071621	0003	12/21/2017	A	PTO Recycling-Central	03	019	1890	9121	000000	000	6.30
RCPT CODE SUB-TOTAL:											18.25
FUND CODE SUB-TOTAL:											18.25
071546	0001	12/06/2017	A	PTO Recycling-Eastern	03	019	1890	9122	000000	000	11.96
071621	0001	12/21/2017	A	PTO Recycling-Eastern	03	019	1890	9122	000000	000	6.30
RCPT CODE SUB-TOTAL:											18.26
FUND CODE SUB-TOTAL:											18.26
071546	0002	12/06/2017	A	PTO Recycling-Western	03	019	1890	9123	000000	000	11.95
071621	0002	12/21/2017	A	PTO Recycling-Western	03	019	1890	9123	000000	000	6.29
RCPT CODE SUB-TOTAL:											18.24
FUND CODE SUB-TOTAL:											18.24
071574	0001	12/11/2017	A	OHSAA Tourn Reimb - Girls VB	03	022	1690	9601	000000	000	343.25

STATUS (STS) CODES:
 A-RECEIPT B-REFUND OF RECEIPT V-VOID REFUND OF RECEIPT X-REDUCTION OF EXPENDITURE
 C-APPROPRIATION OR BUDGET MODIFICATIONS D-EXPENSE/SUPPLIES DISTRIBUTION F-FUND TO FUND TRANSFER

TRANS NO	ITEM NO	TRANS DATE	STS	DESCRIPTION OR SOURCE	TI	FUND	RCPT	SPCC	SUBJ	OPU	TRANS AMOUNT
RCPT CODE SUB-TOTAL:											343.25
FUND CODE SUB-TOTAL:											343.25
071639	0002	12/31/2017	A	Richland Bank May Int. 024	03	024	1410	0000	000000	000	815.33
071640	0002	12/31/2017	A	Richland Bank May Int. 024	03	024	1410	0000	000000	000	815.33-
071641	0002	12/31/2017	A	Richland Bank May Int. 024	03	024	1410	0000	000000	000	815.33
RCPT CODE SUB-TOTAL:											815.33
071541	0001	12/08/2017	A	Heck Dec Ins	03	024	1872	0000	000000	000	1,876.91
071541	0002	12/08/2017	A	Zupan Dec Cobra	03	024	1872	0000	000000	000	873.01
071590	0001	12/18/2017	A	Fraizer Ins Premium balance	03	024	1872	0000	000000	000	279.90
071627	0001	12/27/2017	A	Employees' Premiums Dec	03	024	1872	0000	000000	000	59,649.60
071628	0001	12/27/2017	A	Board's Premiums Dec	03	024	1872	0000	000000	000	331,978.72
RCPT CODE SUB-TOTAL:											394,658.14
FUND CODE SUB-TOTAL:											395,473.47
071538	0001	12/04/2017	A	Drama Club Patron	03	200	1690	9102	000000	000	50.00
RCPT CODE SUB-TOTAL:											50.00
FUND CODE SUB-TOTAL:											50.00
071561	0001	12/08/2017	A	T-shirt sale	03	200	1620	9105	000000	000	12.00
071608	0001	12/18/2017	A	French Club t-shirt sales	03	200	1620	9105	000000	000	16.00
RCPT CODE SUB-TOTAL:											28.00
FUND CODE SUB-TOTAL:											28.00
071569	0001	12/11/2017	A	Spanish club t-shirt sales	03	200	1620	9107	000000	000	160.00
071570	0001	12/11/2017	A	Spanish club t-shirt sales	03	200	1620	9107	000000	000	25.00
071606	0001	12/15/2017	A	Spanish Club t-shirt sales	03	200	1620	9107	000000	000	20.00
071609	0001	12/18/2017	A	Spanish Club t-shirt sales	03	200	1620	9107	000000	000	25.00
RCPT CODE SUB-TOTAL:											230.00
FUND CODE SUB-TOTAL:											230.00

STATUS (STS) CODES:
 A-RECEIPT B-REFUND OF RECEIPT V-VOID REFUND OF RECEIPT X-REDUCTION OF EXPENDITURE
 C-APPROPRIATION OR BUDGET MODIFICATIONS D-EXPENSE/SUPPLIES DISTRIBUTION F-FUND TO FUND TRANSFER

TRANS NO	ITEM NO	TRANS DATE	STS	DESCRIPTION OR SOURCE	TI	FUND	RCPT	SPCC	SUBJ	DFU	TRANS AMOUNT	
071537	0001	12/04/2017	A	Leo Club Donation	03	200	1690	9108	000000	000	50.00	
											RCPT CODE SUB-TOTAL:	50.00
											FUND CODE SUB-TOTAL:	50.00
071567	0001	12/11/2017	A	HS Yearbook sales	03	200	1620	9119	000000	000	100.00	
071611	0001	12/18/2017	A	Yearbook sales	03	200	1620	9119	000000	000	100.00	
											RCPT CODE SUB-TOTAL:	200.00
071617	0001	12/19/2017	A	Yearbook Ad sales	03	200	1690	9119	000000	000	1,300.00	
071618	0001	12/19/2017	A	Yearbook sale	03	200	1690	9119	000000	000	50.00	
											RCPT CODE SUB-TOTAL:	1,350.00
											FUND CODE SUB-TOTAL:	1,550.00
071568	0001	12/11/2017	A	NHS stadium cleanup	03	200	1690	9121	000000	000	500.00	
											RCPT CODE SUB-TOTAL:	500.00
											FUND CODE SUB-TOTAL:	500.00
071584	0001	12/13/2017	A	Stu Council candy grams	03	200	1620	9204	000000	000	68.00	
											RCPT CODE SUB-TOTAL:	68.00
											FUND CODE SUB-TOTAL:	68.00
071613	0001	12/18/2017	A	Haring Realty Donation - Fire	03	300	1820	9116	000000	000	200.00	
											RCPT CODE SUB-TOTAL:	200.00
											FUND CODE SUB-TOTAL:	200.00
071507	0001	12/01/2017	A	Swim meet adm 11/30	03	300	1610	9600	000000	709	308.00	
071508	0001	12/01/2017	A	Var/JV Boys BB Adm 12/2	03	300	1610	9600	000000	707	1,688.00	
071510	0001	12/01/2017	A	Swim Invit adm 12/2	03	300	1610	9600	000000	709	1,718.00	

STATUS (STS) CODES:

A-RECEIPT B-REFUND OF RECEIPT V-VOID REFUND OF RECEIPT X-REDUCTION OF EXPENDITURE
 C-APPROPRIATION OR BUDGET MODIFICATIONS D-EXPENSE/SUPPLIES DISTRIBUTION F-FUND TO FUND TRANSFER

TRANS NO	ITEM NO	TRANS DATE	STS	DESCRIPTION OR SOURCE	TI	FUND	RCPT	SPCC	SUBJ	OPU	TRANS AMOUNT
071511	0001	12/01/2017	A	JH Boys BB Adm 12/2	03	300	1610	9600	000000	715	269.00
071511	0002	12/01/2017	A	JH Boys BB Adm donation	03	300	1610	9600	000000	715	20.00
071511	0003	12/01/2017	A	JH Girls BB adm 12/2	03	300	1610	9600	000000	716	269.00
071511	0004	12/01/2017	A	JH Girls BB Adm donation	03	300	1610	9600	000000	716	20.00
071514	0001	12/01/2017	A	2017/18 winter passes	03	300	1610	9600	000000	000	1,120.00
071515	0001	12/01/2017	A	2017/18 winter passes	03	300	1610	9600	000000	000	1,525.00
071516	0001	12/01/2017	A	2017/18 winter passes	03	300	1610	9600	000000	000	160.00
071520	0001	12/01/2017	A	Wrestling Adm 12/2	03	300	1610	9600	000000	710	320.00
071542	0001	12/05/2017	A	2017/18 Winter season passes	03	300	1610	9600	000000	000	40.00
071548	0001	12/06/2017	A	2017/18 Winter passes	03	300	1610	9600	000000	000	200.00
071552	0001	12/07/2017	A	JH Girls BB Adm 12/06	03	300	1610	9600	000000	716	70.00
071553	0001	12/08/2017	A	JH Girls BB Adm 12/07	03	300	1610	9600	000000	716	172.00
071553	0002	12/08/2017	A	JH Boys BB Adm 12/07	03	300	1610	9600	000000	715	172.00
071555	0001	12/08/2017	A	Fr Boys BB Adm 12/7	03	300	1610	9600	000000	707	146.00
071556	0001	12/08/2017	A	2017/18 Winter season passes	03	300	1610	9600	000000	000	480.00
071564	0001	12/09/2017	A	Boys BB adm 12/08	03	300	1610	9600	000000	707	1,846.00
071571	0001	12/11/2017	A	JH Girls BB 12/09	03	300	1610	9600	000000	716	336.00
071572	0001	12/11/2017	A	Var/JV Girls Bb adm 12/09	03	300	1610	9600	000000	708	350.00
071575	0001	12/11/2017	A	2017/18 Winter season passes	03	300	1610	9600	000000	000	540.00
071581	0001	12/13/2017	A	JH Boys BB Adm 12/11	03	300	1610	9600	000000	715	136.00
071582	0001	12/13/2017	A	JH Boys BB Adm 12/11	03	300	1610	9600	000000	715	92.00
071583	0001	12/13/2017	A	Swim meet adm 12/12	03	300	1610	9600	000000	709	443.00
071633	0002	12/14/2017	A	2017/18 Winter sports pass	03	300	1610	9600	000000	000	20.00
071616	0001	12/19/2017	A	Girls BB Adm JH 12/18	03	300	1610	9600	000000	716	241.00
071619	0001	12/19/2017	A	Swim meet adm 12/16	03	300	1610	9600	000000	709	416.00
071620	0001	12/20/2017	A	Var/JV Girls BB adm 12/19	03	300	1610	9600	000000	708	612.00
071622	0001	12/22/2017	A	Fr Boys BB Adm 12/21	03	300	1610	9600	000000	707	130.00
071623	0001	12/22/2017	A	Swim Meet adm 12/21	03	300	1610	9600	000000	709	344.00
RCPT CODE SUB-TOTAL:											14,203.00
071509	0001	12/01/2017	A	Program Sales BB 12/2	03	300	1620	9600	000000	708	160.00
071563	0001	12/09/2017	A	Program sales Boys BB 12/08	03	300	1620	9600	000000	707	179.00
RCPT CODE SUB-TOTAL:											339.00
071517	0001	12/01/2017	A	2017/18 Program ad	03	300	1690	9600	000000	000	138.00
071518	0001	12/01/2017	A	2017/18 Program ad	03	300	1690	9600	000000	000	160.00
071543	0001	12/05/2017	A	2017/18 Program Ad sponsors	03	300	1690	9600	000000	000	1,852.50
071573	0001	12/11/2017	A	2017/18 Program Ad sponsor	03	300	1690	9600	000000	000	390.00
071602	0001	12/14/2017	A	2017/18 Winter sports pass	03	300	1690	9600	000000	000	20.00
071604	0001	12/14/2017	A	2017/18 Ohio Health Sponsorshi	03	300	1690	9600	000000	000	13,000.00
071604	0002	12/14/2017	A	Ohio Health Sports Med supplie	03	300	1690	9600	000000	000	3,000.00
071633	0001	12/14/2017	A	2017/18 Winter sports pass	03	300	1690	9600	000000	000	20.00-

STATUS (STS) CODES:

A-RECEIPT B-REFUND OF RECEIPT V-VOID REFUND OF RECEIPT X-REDUCTION OF EXPENDITURE
 C-APPROPRIATION OR BUDGET MODIFICATIONS D-EXPENSE/SUPPLIES DISTRIBUTION F-FUND TO FUND TRANSFER

TRANS NO	ITEM NO	TRANS DATE	STS	DESCRIPTION OR SOURCE	TI	FUND	RCPT	SPCC	SUBJ	OPU	TRANS AMOUNT
071634	0001	12/14/2017	A	2017/18 Ohio Health Sponsorshi	03	300	1690	9600	000000	000	13,000.00-
071615	0001	12/18/2017	A	2017/18 Program Ad sponsor	03	300	1690	9600	000000	000	510.00
RCPT CODE SUB-TOTAL:											6,050.50
071512	0001	12/01/2017	A	Swim heat sheets 12/2	03	300	1890	9600	000000	709	307.00
071513	0001	12/01/2017	A	Swim Invite entry fee	03	300	1890	9600	000000	709	130.00
071519	0001	12/01/2017	A	2017 Girls Golf Invite fee	03	300	1890	9600	000000	706	250.00
071557	0001	12/08/2017	A	Swim Invite entry fee	03	300	1890	9600	000000	709	130.00
071558	0001	12/08/2017	A	Swim Invite entry fee	03	300	1890	9600	000000	709	130.00
071603	0001	12/14/2017	A	2017 Swim Invite fee	03	300	1890	9600	000000	709	260.00
071612	0001	12/18/2017	A	2017 Swim Invite fee	03	300	1890	9600	000000	709	130.00
071614	0001	12/18/2017	A	2017 Boys Golf Invite fee	03	300	1890	9600	000000	706	285.00
RCPT CODE SUB-TOTAL:											1,622.00
FUND CODE SUB-TOTAL:											22,214.50
071634	0002	12/14/2017	A	2017/18 Ohio Health Sponsorshi	03	300	1690	9601	000000	000	13,000.00
RCPT CODE SUB-TOTAL:											13,000.00
FUND CODE SUB-TOTAL:											13,000.00
071596	0001	12/20/2017	A	IDEA-B Revenue	03	516	4220	9018	000000	000	38,902.74
RCPT CODE SUB-TOTAL:											38,902.74
FUND CODE SUB-TOTAL:											38,902.74
071597	0001	12/20/2017	A	Title I Revenue	03	572	4220	9018	000000	000	19,969.10
RCPT CODE SUB-TOTAL:											19,969.10
FUND CODE SUB-TOTAL:											19,969.10
071595	0001	12/19/2017	A	IDEA ECSE Revenue	03	587	4220	9018	000000	000	1,078.42
RCPT CODE SUB-TOTAL:											1,078.42

STATUS (STS) CODES:
 A-RECEIPT B-REFUND OF RECEIPT V-VOID REFUND OF RECEIPT X-REDUCTION OF EXPENDITURE
 C-APPROPRIATION OR BUDGET MODIFICATIONS D-EXPENSE/SUPPLIES DISTRIBUTION F-FUND TO FUND TRANSFER

TRANS NO	ITEM NO	TRANS DATE	STS DESCRIPTION OR SOURCE	TI	FUND	RCPT	SPCC	SUBJ	OPU	TRANS AMOUNT
										FUND CODE SUB-TOTAL:
										1,078.42
071598	0001	12/20/2017	A Title II-A Revenue	03	590	4220	9018	000000	000	5,318.63
										RCPT CODE SUB-TOTAL:
										5,318.63
										FUND CODE SUB-TOTAL:
										5,318.63
										GRAND TOTAL:
										1,501,596.21

STATUS (STS) CODES:
A-RECEIPT B-REFUND OF RECEIPT V-VOID REFUND OF RECEIPT X-REDUCTION OF EXPENDITURE
C-APPROPRIATION OR BUDGET MODIFICATIONS D-EXPENSE/SUPPLIES DISTRIBUTION F-FUND TO FUND TRANSFER

LEXINGTON LOCAL SCHOOLS
 Revenue Account Summary
 SORTED BY FUND-SCC/ACCT

	FYTD Receiveable	FYTD Actual Receipts	MTD Actual Receipts	YTD Actual Receipts	FYTD Balance Receiveable	FYTD Percent Received
*****TOTAL FOR FUND-SCC 001 0000 (GENERAL FUND):	23,769,839.00	11,552,657.49	942,874.11	24,088,497.88	12,217,181.51	48.60
*****TOTAL FOR FUND-SCC 003 0000 (PERMANENT IMPROVEMENT FUND):	690,237.00	306,633.98	41.94	688,081.10	383,603.02	44.42
*****TOTAL FOR FUND-SCC 006 0000 (FOOD SERVICE FUND):	747,980.00	290,668.46	50,888.69	729,818.01	457,311.54	38.86
*****TOTAL FOR FUND-SCC 007 9100 (LEXINGTON MINUTEMEN ACADEMIC SCHOLARSHIP FUND):	1,326.00	4,027.16	137.18	4,231.24	2,701.16	303.71
*****TOTAL FOR FUND-SCC 007 9800 (TERRY McCAMMON SCHOLARSHIP FUND):	108.00	62.68	9.03	122.50	45.32	58.04
*****TOTAL FOR FUND-SCC 007 9801 (MINUTEMAN ALUMNI SCHOLARSHIP FUND):	13.00	0.00	0.00	6.13	13.00	0.00
*****TOTAL FOR FUND-SCC 018 9100 (HIGH SCHOOL PRINCIPAL'S FUND):	11,507.00	3,717.99	167.07	11,697.70	7,789.01	32.31
*****TOTAL FOR FUND-SCC 018 9200 (JUNIOR HIGH PRINCIPAL'S FUND):	7,012.00	4,751.04	22.66	7,080.03	2,260.96	67.76
*****TOTAL FOR FUND-SCC 018 9300 (EASTERN PRINCIPAL'S FUND):	10,568.00	5,628.62	14.02	13,437.30	4,939.38	53.26
*****TOTAL FOR FUND-SCC 018 9301 (EASTERN ELEMENTARY BOOKFAIR/BOXTOPS FUND):	3,743.00	0.00	0.00	3,743.46	3,743.00	0.00

*** NOTE!! ONLY ACTIVE ACCOUNTS HAVE BEEN SELECTED, TOTALS MAY EXCLUDE AMOUNTS THAT ARE RELATED TO INACTIVE ACCOUNTS. ***

	FYTD Receivable	FYTD Actual Receipts	MTD Actual Receipts	YTD Actual Receipts	FYTD Balance Receivable	FYTD Percent Received
*****TOTAL FOR FUND-SCC 018 9302 (EASTERN ELEMENTARY MATH):	0.00	1,226.00	0.00	1,226.00	1,226.00-	0.00
*****TOTAL FOR FUND-SCC 018 9400 (CENTRAL PRINCIPAL'S FUND):	6,698.00	1,762.14	6.00	4,487.73	4,935.86	26.31
*****TOTAL FOR FUND-SCC 018 9401 (CENTRAL ELEMENTARY BOOKFAIR FUND):	5,727.00	3,331.95	17.00	5,442.43	2,395.05	58.18
*****TOTAL FOR FUND-SCC 018 9402 (CENTRAL ELEMENTARY ART):	1,750.00	0.00	0.00	1,750.00	1,750.00	0.00
*****TOTAL FOR FUND-SCC 018 9500 (WESTERN PRINCIPAL'S FUND):	9,695.00	4,109.98	348.65	9,433.75	5,585.02	42.39
*****TOTAL FOR FUND-SCC 018 9501 (WESTERN ELEMENTARY BOOKFAIR/BOXTOPS FUND):	6,253.00	4,384.82	39.00	7,117.18	1,868.18	70.12
*****TOTAL FOR FUND-SCC 018 9503 (WESTERN ELEMENTARY ART):	1,900.00	0.00	0.00	1,900.00	1,900.00	0.00
*****TOTAL FOR FUND-SCC 019 9121 (CENTRAL ELEMENTARY PTO GRANTS):	2,500.00	1,091.26	18.25	1,170.65	1,408.74	43.65
*****TOTAL FOR FUND-SCC 019 9122 (EASTERN ELEMENTARY PTO GRANTS):	2,500.00	1,091.23	18.26	1,370.62	1,408.77	43.65
*****TOTAL FOR FUND-SCC 019 9123 (WESTERN ELEMENTARY PTO GRANTS):	2,500.00	1,091.21	18.24	1,170.63	1,408.79	43.65

*** NOTE!! ONLY ACTIVE ACCOUNTS HAVE BEEN SELECTED, TOTALS MAY EXCLUDE AMOUNTS THAT ARE RELATED TO INACTIVE ACCOUNTS. ***

LEXINGTON LOCAL SCHOOLS
 Revenue Account Summary
 SORTED BY FUND-SCC/ACCT

	FYTD Receivable	FYTD Actual Receipts	MTD Actual Receipts	YTD Actual Receipts	FYTD Balance Receivable	FYTD Percent Received
*****TOTAL FOR FUND-SCC 019 9213 (RICH CO FOUND-BRAIN GAMES 5.0):	1,500.00	1,500.00	0.00	1,500.00	0.00	100.00
*****TOTAL FOR FUND-SCC 019 9214 (RICH CO FOUND-TALKING SENSE TO OUR NUMBERS):	1,269.63	1,269.63	0.00	1,269.63	0.00	100.00
*****TOTAL FOR FUND-SCC 019 9215 (RICH CO FOUND-SEE THE CIVILIZATION):	117.55	117.55	0.00	117.55	0.00	100.00
*****TOTAL FOR FUND-SCC 019 9216 (RICH CO FOUND-SCIENCE OLYMPIAD):	1,500.00	1,500.00	0.00	1,500.00	0.00	100.00
*****TOTAL FOR FUND-SCC 019 9217 (RICH CO FOUND-KICK BACK WITH CLASSICS):	902.25	902.25	0.00	902.25	0.00	100.00
*****TOTAL FOR FUND-SCC 019 9502 (RICHLAND CO HMG SENSORY GRANT):	2,000.00	0.00	0.00	2,000.00	2,000.00	0.00
*****TOTAL FOR FUND-SCC 022 9601 (OHSAA TOURNAMENT AGENCY FUND):	69,861.00	20,937.81	343.25	71,126.25	48,923.19	29.97
*****TOTAL FOR FUND-SCC 024 0000 (EMPLOYEE BENEFITS FUND FOR MEDICAL/DENTAL):	4,642,786.00	2,333,481.91	395,473.47	4,658,537.68	2,309,304.09	50.26
*****TOTAL FOR FUND-SCC 200 9102 (HIGH SCHOOL DRAMA CLUB):	30,258.00	50.00	50.00	26,993.00	30,208.00	0.17
*****TOTAL FOR FUND-SCC 200 9104 (HIGH SCHOOL LEADERSHIP COUNCIL):	2,806.00	3,282.00	0.00	3,282.00	476.00	116.96

*** NOTE!! ONLY ACTIVE ACCOUNTS HAVE BEEN SELECTED, TOTALS MAY EXCLUDE AMOUNTS THAT ARE RELATED TO INACTIVE ACCOUNTS. ***

LEXINGTON LOCAL SCHOOLS
 Revenue Account Summary
 SORTED BY FUND-SCC/ACCT

	FYTD Receivable	FYTD Actual Receipts	MTD Actual Receipts	YTD Actual Receipts	FYTD Balance Receivable	FYTD Percent Received
*****TOTAL FOR FUND-SCC 200 9105 (HIGH SCHOOL FRENCH CLUB):	240.00	184.00	28.00	184.00	56.00	76.67
*****TOTAL FOR FUND-SCC 200 9107 (HIGH SCHOOL SPANISH CLUB):	790.00	230.00	230.00	255.00	560.00	29.11
*****TOTAL FOR FUND-SCC 200 9108 (HIGH SCHOOL LEO CLUB):	1,557.00	810.34	50.00	828.60	746.66	52.04
*****TOTAL FOR FUND-SCC 200 9114 (HIGH SCHOOL STUDENT COUNCIL FUND):	872.00	480.00	0.00	1,005.69	392.00	55.05
*****TOTAL FOR FUND-SCC 200 9115 (HIGH SCHOOL KEY CLUB):	366.00	400.00	0.00	405.00	34.00	109.29
*****TOTAL FOR FUND-SCC 200 9116 (HIGH SCHOOL CHESS CLUB):	50.00	0.00	0.00	50.00	50.00	0.00
*****TOTAL FOR FUND-SCC 200 9119 (HIGH SCHOOL YEARBOOK FUND):	18,754.00	8,537.73	1,550.00	19,736.73	10,216.27	45.52
*****TOTAL FOR FUND-SCC 200 9121 (HIGH SCHOOL NATIONAL HONOR SOCIETY):	2,766.00	1,390.00	500.00	4,156.07	1,376.00	50.25
*****TOTAL FOR FUND-SCC 200 9201 (JUNIOR HIGH ART CLUB):	276.00	95.50	0.00	212.39	180.50	34.60
*****TOTAL FOR FUND-SCC 200 9204 (JUNIOR HIGH STUDENT COUNCIL FUND):	721.00	1,143.50	68.00	1,254.50	422.50	158.60

*** NOTE!! ONLY ACTIVE ACCOUNTS HAVE BEEN SELECTED, TOTALS MAY EXCLUDE AMOUNTS THAT ARE RELATED TO INACTIVE ACCOUNTS. ***

LEXINGTON LOCAL SCHOOLS
 Revenue Account Summary
 SORTED BY FUND-SCC/ACCT

	FYTD Receivable	FYTD Actual Receipts	MTD Actual Receipts	YTD Actual Receipts	FYTD Balance Receivable	FYTD Percent Received
*****TOTAL FOR FUND-SCC 200 9205 (JUNIOR HIGH LIBRARY CLUB):	554.00	553.50-	0.00	0.00	1,107.50	99.91-
*****TOTAL FOR FUND-SCC 200 9301 (EASTERN ELEMENTARY STUDENT ACTIVITY FUND):	2,445.00	829.62	0.00	1,958.83	1,615.38	33.93
*****TOTAL FOR FUND-SCC 200 9611 (HIGH SCHOOL INFORMED TEENS FUND):	1,546.00	1,402.00	0.00	1,602.00	144.00	90.69
*****TOTAL FOR FUND-SCC 200 9612 (JUNIOR HIGH INFORMED TEENS FUND):	484.00	160.00	0.00	533.30	324.00	33.06
*****TOTAL FOR FUND-SCC 300 9115 (JAZZ BAND):	2,438.00	0.00	0.00	2,438.00	2,438.00	0.00
*****TOTAL FOR FUND-SCC 300 9116 (CHOIR):	50.00	200.00	200.00	200.00	150.00-	400.00
*****TOTAL FOR FUND-SCC 300 9206 (JUNIOR HIGH PHYS ED DEPARTMENT FUND):	2,640.00	1,590.00	0.00	2,890.00	1,050.00	60.23
*****TOTAL FOR FUND-SCC 300 9600 (ATHLETIC FUND):	240,000.00	161,984.02	22,214.50	227,571.15	78,015.98	67.49
*****TOTAL FOR FUND-SCC 300 9601 (ATHLETIC CAPITAL FUND):	0.00	13,000.00	13,000.00	13,000.00	13,000.00-	0.00
*****TOTAL FOR FUND-SCC 300 9603 (ELEMENTARY MUSIC):	223.00	0.00	0.00	222.50	223.00	0.00

*** NOTE!! ONLY ACTIVE ACCOUNTS HAVE BEEN SELECTED, TOTALS MAY EXCLUDE AMOUNTS THAT ARE RELATED TO INACTIVE ACCOUNTS. ***

LEXINGTON LOCAL SCHOOLS
 Revenue Account Summary
 SORTED BY FUND-SCC/ACCT

	FYTD Receiveable	FYTD Actual Receipts	MTD Actual Receipts	YTD Actual Receipts	FYTD Balance Receiveable	FYTD Percent Received
*****TOTAL FOR FUND-SCC 451 9017 (Network Connectivity FY 2017):	0.00	0.00	0.00	4,500.00	0.00	0.00
*****TOTAL FOR FUND-SCC 451 9018 (Network Connectivity FY 2018):	9,000.00	4,500.00	0.00	4,500.00	4,500.00	50.00
*****TOTAL FOR FUND-SCC 516 9017 (IDEA-B SPECIAL EDUCATION FY17):	114,221.06	59,949.37	0.00	213,301.20	54,271.69	52.49
*****TOTAL FOR FUND-SCC 516 9018 (IDEA-B SPECIAL EDUCATION FY18):	427,333.82	125,174.60	38,902.74	125,174.60	302,159.22	29.29
*****TOTAL FOR FUND-SCC 572 9017 (TITLE I FY17):	181,992.96	109,634.66	0.00	258,799.73	72,358.30	60.24
*****TOTAL FOR FUND-SCC 572 9018 (TITLE I FY18):	253,139.09	104,251.41	19,969.10	104,251.41	148,887.68	41.18
*****TOTAL FOR FUND-SCC 587 9017 (EARLY CHILDHOOD SPECIAL EDUCATION IDEA FY17):	2,377.62	293.23	0.00	1,605.85	2,084.39	12.33
*****TOTAL FOR FUND-SCC 587 9018 (EARLY CHILDHOOD SPECIAL EDUCATION IDEA FY18):	14,544.71	1,483.28	1,078.42	1,483.28	13,061.43	10.20
*****TOTAL FOR FUND-SCC 590 9017 (TITLE II-A IMPROVING TEACHER QUALITY FY17):	0.00	0.00	0.00	19,888.09	0.00	0.00
*****TOTAL FOR FUND-SCC 590 9018 (TITLE II-A IMPROVING TEACHER QUALITY FY18):	59,170.55	25,520.34	5,318.63	25,520.34	33,650.21	43.13

*** NOTE!! ONLY ACTIVE ACCOUNTS HAVE BEEN SELECTED, TOTALS MAY EXCLUDE AMOUNTS THAT ARE RELATED TO INACTIVE ACCOUNTS. ***

LEXINGTON LOCAL SCHOOLS
Revenue Account Summary
SORTED BY FUND-SEC/ACCT

	FYTD Receivable	FYTD Actual Receipts	MTD Actual Receipts	YTD Actual Receipts	FYTD Balance Receivable	FYTD Percent Received
****TOTAL FOR FUND-SEC 599 9018 (TITLE IV):	10,000.00	0.00	0.00	0.00	10,000.00	0.00
*****GRAND TOTALS:	31,383,408.24	15,171,967.26	1,501,596.21	31,386,540.96	16,211,440.98	48.34

*** NOTE!! ONLY ACTIVE ACCOUNTS HAVE BEEN SELECTED, TOTALS MAY EXCLUDE AMOUNTS THAT ARE RELATED TO INACTIVE ACCOUNTS. ***

LEXINGTON LOCAL SCHOOLS
 Appropriation Account Summary
 SORTED BY FUND-SCC

FYTD Appropriated	Prior FY Carryover Encumbrances	FYTD Expendable	FYTD Actual Expenditures	MTD Actual Expenditures	Current Encumbrances	FYTD Unencumbered Balance	FYTD Percent Exp/Enc
*****TOTAL FOR FUND-SCC 001 0000 (GENERAL FUND):							
24,261,301.00	229,036.40	24,490,337.40	11,890,828.88	1,960,257.62	1,698,308.20	10,901,200.32	55.49
*****TOTAL FOR FUND-SCC 003 0000 (PERMANENT IMPROVEMENT FUND):							
782,786.89	5,373.00	788,159.89	708,773.03	2,450.00	11,692.43	67,694.43	91.41
*****TOTAL FOR FUND-SCC 006 0000 (FOOD SERVICE FUND):							
747,992.48	0.00	747,992.48	367,755.54	71,133.88	138,933.41	241,303.53	67.74
*****TOTAL FOR FUND-SCC 007 9100 (LEXINGTON MINUTEMEN ACADEMIC SCHOLARSHIP FUND):							
9,250.00	500.00	9,750.00	1,658.72	0.00	5,500.00	2,591.28	73.42
*****TOTAL FOR FUND-SCC 007 9800 (TERRY McCAMMON SCHOLARSHIP FUND):							
750.00	0.00	750.00	500.00	0.00	0.00	250.00	66.67
*****TOTAL FOR FUND-SCC 018 9100 (HIGH SCHOOL PRINCIPAL'S FUND):							
13,294.65	495.00	13,789.65	4,330.35	525.73	777.40	8,681.90	37.04
*****TOTAL FOR FUND-SCC 018 9200 (JUNIOR HIGH PRINCIPAL'S FUND):							
8,163.66	984.50	9,148.16	541.00	59.50	8,632.50	25.34	100.28
*****TOTAL FOR FUND-SCC 018 9300 (EASTERN PRINCIPAL'S FUND):							
19,955.96	31.25	19,987.21	7,716.43	765.29	1,497.47	10,773.31	46.10
*****TOTAL FOR FUND-SCC 018 9301 (EASTERN ELEMENTARY BOOKFAIR/BOXTOPS FUND):							
11,000.00	0.00	11,000.00	556.19	0.00	4,124.17	6,319.64	42.55
*****TOTAL FOR FUND-SCC 018 9302 (EASTERN ELEMENTARY MATH):							
1,072.16	0.00	1,072.16	611.42	490.48	388.58	72.16	93.27

*** NOTE!! ONLY ACTIVE ACCOUNTS HAVE BEEN SELECTED, TOTALS MAY EXCLUDE AMOUNTS THAT ARE RELATED TO INACTIVE ACCOUNTS. ***

LEXINGTON LOCAL SCHOOLS
 Appropriation Account Summary
 SORTED BY FUND-SCC

FYTD Appropriated	Prior FY Carryover Encumbrances	FYTD Expendable	FYTD Actual Expenditures	MTD Actual Expenditures	Current Encumbrances	FYTD Unencumbered Balance	FYTD Percent Exp/Enc
*****TOTAL FOR FUND-SCC 018 9400 (CENTRAL PRINCIPAL'S FUND):							
13,129.23	1,127.21	14,256.44	1,610.14	94.91	1,066.00	11,580.30	18.77
*****TOTAL FOR FUND-SCC 018 9401 (CENTRAL ELEMENTARY BOOKFAIR FUND):							
6,928.28	2,500.00	9,428.28	3,794.88	189.00	1,025.65	4,607.75	51.13
*****TOTAL FOR FUND-SCC 018 9402 (CENTRAL ELEMENTARY ART):							
2,859.00	0.00	2,859.00	0.00	0.00	0.00	2,859.00	0.00
*****TOTAL FOR FUND-SCC 018 9500 (WESTERN PRINCIPAL'S FUND):							
15,500.00	1,702.29	17,202.29	2,131.40	0.00	988.50	14,082.39	18.14
*****TOTAL FOR FUND-SCC 018 9501 (WESTERN ELEMENTARY BOOKFAIR/BOXTOPS FUND):							
9,239.55	0.00	9,239.55	4,827.87	0.00	0.00	4,411.68	52.25
*****TOTAL FOR FUND-SCC 018 9503 (WESTERN ELEMENTARY ART):							
2,739.42	0.00	2,739.42	0.00	0.00	0.00	2,739.42	0.00
*****TOTAL FOR FUND-SCC 018 9901 (JUNIOR HIGH TEACHER ADVISORY FUND):							
109.25	0.00	109.25	0.00	0.00	0.00	109.25	0.00
*****TOTAL FOR FUND-SCC 019 9001 (ACADEMIC BOOSTERS GRANTS):							
769.07	0.00	769.07	0.00	0.00	0.00	769.07	0.00
*****TOTAL FOR FUND-SCC 019 9121 (CENTRAL ELEMENTARY PTO GRANTS):							
3,311.03	0.00	3,311.03	446.53	0.00	1,095.47	1,769.03	46.57
*****TOTAL FOR FUND-SCC 019 9122 (EASTERN ELEMENTARY PTO GRANTS):							
4,755.89	100.00	4,855.89	3,150.80	0.00	0.00	1,705.09	64.89

*** NOTE!! ONLY ACTIVE ACCOUNTS HAVE BEEN SELECTED, TOTALS MAY EXCLUDE AMOUNTS THAT ARE RELATED TO INACTIVE ACCOUNTS. ***

LEXINGTON LOCAL SCHOOLS
 Appropriation Account Summary
 SORTED BY FUND-SCC

FYTD Appropriated	Prior FY Carryover Encumbrances	FYTD Expendable	FYTD Actual Expenditures	MTD Actual Expenditures	Current Encumbrances	FYTD Unencumbered Balance	FYTD Percent Exp/Enc
*****TOTAL FOR FUND-SCC 019 9123 (WESTERN ELEMENTARY PTO GRANTS):							
5,895.96	412.68	6,308.64	1,141.04	0.00	779.98	4,387.62	30.45
*****TOTAL FOR FUND-SCC 019 9200 (RICHLAND COUNTY FOUNDATION GRANT PLAYGROUND):							
200.00	0.00	200.00	0.00	0.00	0.00	200.00	0.00
*****TOTAL FOR FUND-SCC 019 9208 (RICHLAND CO FOUND-BUILD A COMM OF READERS):							
10.32	0.00	10.32	0.00	0.00	0.00	10.32	0.00
*****TOTAL FOR FUND-SCC 019 9209 (RICH CO FOUND-LEARN TO READ FOR A LIFETIME):							
59.95	0.00	59.95	0.00	0.00	0.00	59.95	0.00
*****TOTAL FOR FUND-SCC 019 9210 (RICH CO FOUND-MULTI-SENS APPROACH TO LEARNING):							
0.46	0.00	0.46	0.00	0.00	0.00	0.46	0.00
*****TOTAL FOR FUND-SCC 019 9211 (RICH CO FOUND-BEE AWARENESS):							
17.58	0.00	17.58	0.00	0.00	0.00	17.58	0.00
*****TOTAL FOR FUND-SCC 019 9212 (RICH CO FOUND-DONT LET THE PIGEON STOP TALK):							
19.17	0.00	19.17	0.00	0.00	0.00	19.17	0.00
*****TOTAL FOR FUND-SCC 019 9213 (RICH CO FOUND-BRAIN GAMES 5.0):							
1,500.00	0.00	1,500.00	673.06	143.99	826.94	0.00	100.00
*****TOTAL FOR FUND-SCC 019 9214 (RICH CO FOUND-TALKING SENSE TO OUR NUMBERS):							
1,269.63	0.00	1,269.63	593.01	54.29	0.00	676.62	46.71
*****TOTAL FOR FUND-SCC 019 9215 (RICH CO FOUND-SEE THE CIVILIZATION):							
117.55	0.00	117.55	0.00	0.00	0.00	117.55	0.00

*** NOTE!! ONLY ACTIVE ACCOUNTS HAVE BEEN SELECTED, TOTALS MAY EXCLUDE AMOUNTS THAT ARE RELATED TO INACTIVE ACCOUNTS. ***

LEXINGTON LOCAL SCHOOLS
 Appropriation Account Summary
 SORTED BY FUND-SCC

FYTD Appropriated	Prior FY Carryover Encumbrances	FYTD Expendable	FYTD Actual Expenditures	MTD Actual Expenditures	Current Encumbrances	FYTD Unencumbered Balance	FYTD Percent Exp/Enc
*****TOTAL FOR FUND-SCC 019 9216 (RICH CO FOUND-SCIENCE OLYMPIAD):							
1,500.00	0.00	1,500.00	686.68	0.00	344.03	469.29	68.71
*****TOTAL FOR FUND-SCC 019 9217 (RICH CO FOUND-KICK BACK WITH CLASSICS):							
902.25	0.00	902.25	902.25	0.00	0.00	0.00	100.00
*****TOTAL FOR FUND-SCC 019 9502 (RICHLAND CO HMG SENSORY GRANT):							
2,000.00	2,000.00	4,000.00	2,000.00	0.00	569.75	1,430.25	64.24
*****TOTAL FOR FUND-SCC 022 9601 (OHSAA TOURNAMENT AGENCY FUND):							
70,231.96	1,886.30	72,118.26	18,048.51	1,967.50	30,656.30	23,413.45	67.53
*****TOTAL FOR FUND-SCC 024 0000 (EMPLOYEE BENEFITS FUND FOR MEDICAL/DENTAL):							
5,563,221.01	0.00	5,563,221.01	2,092,182.48	322,035.19	217,084.35	3,253,954.18	41.51
*****TOTAL FOR FUND-SCC 200 9101 (HIGH SCHOOL ART CLUB):							
93.76	0.00	93.76	0.00	0.00	0.00	93.76	0.00
*****TOTAL FOR FUND-SCC 200 9102 (HIGH SCHOOL DRAMA CLUB):							
24,550.00	0.00	24,550.00	2,266.00	0.00	4,500.00	17,784.00	27.56
*****TOTAL FOR FUND-SCC 200 9103 (HIGH SCHOOL MATH CLUB):							
52.70	0.00	52.70	0.00	0.00	0.00	52.70	0.00
*****TOTAL FOR FUND-SCC 200 9104 (HIGH SCHOOL LEADERSHIP COUNCIL):							
3,560.45	110.00	3,670.45	3,314.00	3,314.00	110.00	246.45	93.29
*****TOTAL FOR FUND-SCC 200 9105 (HIGH SCHOOL FRENCH CLUB):							
417.37	0.00	417.37	0.00	0.00	0.00	417.37	0.00

*** NOTE!! ONLY ACTIVE ACCOUNTS HAVE BEEN SELECTED, TOTALS MAY EXCLUDE AMOUNTS THAT ARE RELATED TO INACTIVE ACCOUNTS. ***

LEXINGTON LOCAL SCHOOLS
 Appropriation Account Summary
 SORTED BY FUND-SCC

FYTD Appropriated	Prior FY Carryover Encumbrances	FYTD Expendable	FYTD Actual Expenditures	MTD Actual Expenditures	Current Encumbrances	FYTD Unencumbered Balance	FYTD Percent Exp/Enc
*****TOTAL FOR FUND-SCC 200 9107 (HIGH SCHOOL SPANISH CLUB):							
1,564.97	0.00	1,564.97	96.93	96.93	378.00	1,090.04	30.35
*****TOTAL FOR FUND-SCC 200 9108 (HIGH SCHOOL LEO CLUB):							
4,361.41	144.47	4,505.88	118.53	0.00	1,892.47	2,494.88	44.63
*****TOTAL FOR FUND-SCC 200 9114 (HIGH SCHOOL STUDENT COUNCIL FUND):							
3,748.98	0.00	3,748.98	639.56	73.89	3,020.44	88.98	97.63
*****TOTAL FOR FUND-SCC 200 9115 (HIGH SCHOOL KEY CLUB):							
2,133.62	0.00	2,133.62	442.21	442.21	317.79	1,373.62	35.62
*****TOTAL FOR FUND-SCC 200 9116 (HIGH SCHOOL CHESS CLUB):							
371.00	0.00	371.00	0.00	0.00	0.00	371.00	0.00
*****TOTAL FOR FUND-SCC 200 9119 (HIGH SCHOOL YEARBOOK FUND):							
40,000.00	15,500.00	55,500.00	7,734.80	0.00	0.00	47,765.20	13.94
*****TOTAL FOR FUND-SCC 200 9120 (HIGH SCHOOL JOURNALISM FUND):							
665.44	0.00	665.44	0.00	0.00	0.00	665.44	0.00
*****TOTAL FOR FUND-SCC 200 9121 (HIGH SCHOOL NATIONAL HONOR SOCIETY):							
3,209.49	197.72	3,407.21	892.73	0.00	164.27	2,350.21	31.02
*****TOTAL FOR FUND-SCC 200 9201 (JUNIOR HIGH ART CLUB):							
665.63	0.00	665.63	0.00	0.00	0.00	665.63	0.00
*****TOTAL FOR FUND-SCC 200 9204 (JUNIOR HIGH STUDENT COUNCIL FUND):							
1,017.50	0.00	1,017.50	342.76	169.74	57.24	617.50	39.31

*** NOTE!! ONLY ACTIVE ACCOUNTS HAVE BEEN SELECTED, TOTALS MAY EXCLUDE AMOUNTS THAT ARE RELATED TO INACTIVE ACCOUNTS. ***

LEXINGTON LOCAL SCHOOLS
 Appropriation Account Summary
 SORTED BY FUND-SCC

FYTD Appropriated	Prior FY Carryover Encumbrances	FYTD Expendable	FYTD Actual Expenditures	MTD Actual Expenditures	Current Encumbrances	FYTD Unencumbered Balance	FYTD Percent Exp/Enc
*****TOTAL FOR FUND-SCC 200 9205 (JUNIOR HIGH LIBRARY CLUB):							
1,185.15	0.00	1,185.15	0.00	0.00	0.00	1,185.15	0.00
*****TOTAL FOR FUND-SCC 200 9301 (EASTERN ELEMENTARY STUDENT ACTIVITY FUND):							
3,115.03	0.00	3,115.03	1,009.62	0.00	140.00	1,965.41	36.91
*****TOTAL FOR FUND-SCC 200 9611 (HIGH SCHOOL INFORMED TEENS FUND):							
2,459.63	0.00	2,459.63	1,402.00	0.00	0.00	1,057.63	57.00
*****TOTAL FOR FUND-SCC 200 9612 (JUNIOR HIGH INFORMED TEENS FUND):							
686.90	0.00	686.90	50.00	0.00	0.00	636.90	7.28
*****TOTAL FOR FUND-SCC 300 9115 (JAZZ BAND):							
3,000.00	0.00	3,000.00	0.00	0.00	0.00	3,000.00	0.00
*****TOTAL FOR FUND-SCC 300 9116 (CHOIR):							
952.20	0.00	952.20	0.00	0.00	300.00	652.20	31.51
*****TOTAL FOR FUND-SCC 300 9206 (JUNIOR HIGH PHYS ED DEPARTMENT FUND):							
5,200.68	0.00	5,200.68	1,481.96	405.28	1,668.04	2,050.68	60.57
*****TOTAL FOR FUND-SCC 300 9210 (JR HIGH INSTRUMENTAL):							
41.03	0.00	41.03	0.00	0.00	0.00	41.03	0.00
*****TOTAL FOR FUND-SCC 300 9600 (ATHLETIC FUND):							
230,500.00	10,130.20	240,630.20	143,882.51	13,277.64	74,611.07	22,136.62	90.80
*****TOTAL FOR FUND-SCC 300 9602 (ORCHESTRA):							
63.22	0.00	63.22	0.00	0.00	0.00	63.22	0.00

*** NOTE!! ONLY ACTIVE ACCOUNTS HAVE BEEN SELECTED, TOTALS MAY EXCLUDE AMOUNTS THAT ARE RELATED TO INACTIVE ACCOUNTS. ***

LEXINGTON LOCAL SCHOOLS
 Appropriation Account Summary
 SORTED BY FUND-SCC

FYTD Appropriated	Prior FY Carryover Encumbrances	FYTD Expendable	FYTD Actual Expenditures	MTD Actual Expenditures	Current Encumbrances	FYTD Unencumbered Balance	FYTD Percent Exp/Enc
*****TOTAL FOR FUND-SCC 300 9603 (ELEMENTARY MUSIC):							
1,585.38	0.00	1,585.38	41.47	0.00	0.00	1,543.91	2.62
*****TOTAL FOR FUND-SCC 300 9605 (BAND):							
232.95	0.00	232.95	0.00	0.00	0.00	232.95	0.00
*****TOTAL FOR FUND-SCC 451 9018 (Network Connectivity FY 2018):							
9,000.00	0.00	9,000.00	9,000.00	0.00	0.00	0.00	100.00
*****TOTAL FOR FUND-SCC 516 9017 (IDEA-B SPECIAL EDUCATION FY17):							
11,891.11	6,509.98	18,401.09	18,401.09	0.00	0.00	0.00	100.00
*****TOTAL FOR FUND-SCC 516 9018 (IDEA-B SPECIAL EDUCATION FY18):							
481,605.51	0.00	481,605.51	139,104.28	44,459.25	162,434.16	180,067.07	62.61
*****TOTAL FOR FUND-SCC 572 9017 (TITLE I FY17):							
17,168.17	4,441.79	21,609.96	21,609.96	0.00	0.00	0.00	100.00
*****TOTAL FOR FUND-SCC 572 9018 (TITLE I FY18):							
325,497.39	0.00	325,497.39	110,807.97	23,320.82	14,675.28	200,014.14	38.55
*****TOTAL FOR FUND-SCC 587 9018 (EARLY CHILDHOOD SPECIAL EDUCATION IDEA FY18):							
16,629.10	0.00	16,629.10	3,090.49	2,685.63	8,272.46	5,266.15	68.33
*****TOTAL FOR FUND-SCC 590 9018 (TITLE II-A IMPROVING TEACHER QUALITY FY18):							
59,170.55	0.00	59,170.55	27,801.36	6,950.34	0.00	31,369.19	46.99
*****TOTAL FOR FUND-SCC 599 9018 (TITLE IV):							
10,000.00	0.00	10,000.00	0.00	0.00	0.00	10,000.00	0.00

*** NOTE!! ONLY ACTIVE ACCOUNTS HAVE BEEN SELECTED, TOTALS MAY EXCLUDE AMOUNTS THAT ARE RELATED TO INACTIVE ACCOUNTS. ***

LEXINGTON LOCAL SCHOOLS
Appropriation Account Summary
SORTED BY FUND-SCC

FYTD Appropriated	Prior FY Carryover Encumbrances	FYTD Expendable	FYTD Actual Expenditures	MTD Actual Expenditures	Current Encumbrances	FYTD Unencumbered Balance	FYTD Percent Exp/Enc
*****GRAND TOTALS:							
32,828,249.68	283,182.79	33,111,432.47	15,608,990.44	2,455,363.11	2,396,832.35	15,105,609.68	54.38

*** NOTE!! ONLY ACTIVE ACCOUNTS HAVE BEEN SELECTED, TOTALS MAY EXCLUDE AMOUNTS THAT ARE RELATED TO INACTIVE ACCOUNTS. ***