


LEXINGTON LOCAL SCHOOLS



FINANCIAL REPORT
FOR THE PERIOD ENDING
AUGUST 31, 2017

PREPARED BY
JASON WHITESEL, TREASURER

DATE: 09/01/2017
TIME: 16:11

LEXINGTON LOCAL SCHOOLS
CASH RECONCILIATION AS OF 08/31/2017

PAGE: 1
(USAEMSED)

	SUB-TOTALS	TOTALS
	-----	-----
Gross Depository Balances:		
RICHLAND BANK MMA 5719	\$ 6,049,071.16	
RICHLAND BANK SWEEP ACCT 3520	2,359,237.83	
RICHLAND BANK GENERAL ACCT 0580	300,516.25	
RICHLAND BANK ANTHEM SWEEP 3523	724,832.97	
RICHLAND BANK EE BENEFITS 3180	0.00	
RICHLAND BANK PAYROLL ACCT 9780	971.82	
RICHLAND BANK ATHLETIC ACCT 3280	3,960.00	

Total Depository Balances (Gross)		\$ 9,438,590.03
Adjustments to Bank Balance:		
Cash in Transit to Bank	\$ 5,141.05	
Outstanding Checks	299,011.65-	
Adjustments	971.82-	
Municipal Income Tax -\$971.82		

Total Adjustments to Bank Balance		294,842.42-
Investments:		
Treasury Bonds and Notes	\$ 1,075,284.50	
Certificate of Deposits	2,950,000.00	
Other Securities	0.00	
Other Investments:		
Richland Bank - Money Market	39,284.24	

Total Investments		4,064,568.74
Cash on Hand:		
Petty Cash:		
TREASURER'S OFFICE	\$ 100.00	
HIGH SCHOOL	50.00	
JUNIOR HIGH SCHOOL	50.00	
EASTERN, CENTRAL, WESTERN	150.00	
Change Cash:		
ATHLETIC CHANGE	\$ 3,000.00	
CAFETERIA CHANGE	440.00	
JUNIOR HIGH SCHOOL	100.00	
Cash with Fiscal Agent	0.00	

Total Cash on Hand		3,890.00

Total Balances		\$ 13,212,206.35
		=====
Total Fund Balance		\$ 13,212,206.35
		=====
Depository Clearance Accounts:		

Total Clearance Account Balances		\$ 0.00

James D. [Signature]

August 01, 2017 To August 31, 2017

Account Name : Lexington Local SD Managing Agency

Account No : 5750

Summary Of Investment Holdings

Quantity	Description			Unit Value	Market Value	Tax Cost	Estimated Ann Inc	Yield To Mkt
<u>Money Market - Taxable</u>								
39,284.24	Northern Instl Government Select Portfolio			1.0000	39,284.24	39,284.24	329.99	0.84%
Totals					39,284.24	39,284.24	329.99	0.84%
<u>Marketable CD</u>								
200,000	Apple Bank for Savings NY	0.850%	10/06/2017	100.0015	200,003.00	200,000.00	1,700.00	0.85%
200,000	Wells Fargo Bank NA	1.000%	12/06/2017	99.9803	199,960.60	200,000.00	2,000.00	1.00%
150,000	Comenity Capital Bank	1.150%	08/29/2018	99.4398	149,159.70	150,000.00	1,725.00	1.16%
200,000	Franklin Synergy Bank	1.100%	10/09/2018	99.7360	199,472.00	200,000.00	2,200.00	1.10%
200,000	Farm Bureau Bank NV	1.100%	12/17/2018	99.4152	198,830.40	200,000.00	2,200.00	1.11%
150,000	Ally Bank Midvale UT	1.450%	02/11/2019	100.0507	150,076.05	150,000.00	2,175.00	1.45%
200,000	Capital One Bank USA	1.200%	08/12/2019	98.8346	197,669.20	200,000.00	2,400.00	1.21%
100,000	First Financial NW Inc WA	1.450%	08/19/2019	99.5327	99,532.70	100,000.00	1,450.00	1.46%
200,000	Abacus Federal Svgs Bk NY	1.250%	09/17/2019	99.0645	198,129.00	200,000.00	2,500.00	1.26%
200,000	Alma Bank NY	1.300%	06/10/2020	98.5909	197,181.80	200,000.00	2,600.00	1.32%
150,000	Community Fin'l Svcs Bk KY	1.500%	08/19/2020	98.9871	148,480.65	150,000.00	2,250.00	1.52%
175,000	Unison Bank	1.500%	11/25/2020	100.4987	175,872.73	175,000.00	2,625.00	1.49%
200,000	Goldman Sachs Bank USA	1.850%	02/17/2021	99.9360	199,872.00	200,000.00	3,700.00	1.85%
200,000	MB Financial Bank NA	1.400%	03/30/2021	100.0972	200,194.40	200,000.00	2,800.00	1.40%
100,000	BankVista Sartell MN	1.400%	04/06/2021	98.3555	98,355.50	100,000.00	1,400.00	1.42%
200,000	Bank of Santa Clarita CA	1.400%	04/15/2021	98.3421	196,684.20	200,000.00	2,800.00	1.42%
125,000	HSBC Bank USA	2.150%	07/26/2021	100.6408	125,801.00	125,000.00	2,687.50	2.14%
Totals					2,935,274.93	2,950,000.00	39,212.50	1.34%
<u>U.S. Govt Agy/Exempt State</u>								
125,000	FHLB	1.050%	06/04/2018	99.8419	124,802.38	124,987.50	1,312.50	1.05%
150,000	FHLB	1.000%	08/28/2018	99.7228	149,584.20	150,000.00	1,500.00	1.00%
Totals					274,386.58	274,987.50	2,812.50	1.03%

August 01, 2017 To August 31, 2017

Account Name : Lexington Local SD Managing Agency

Account No : 5750

Summary Of Investment Holdings

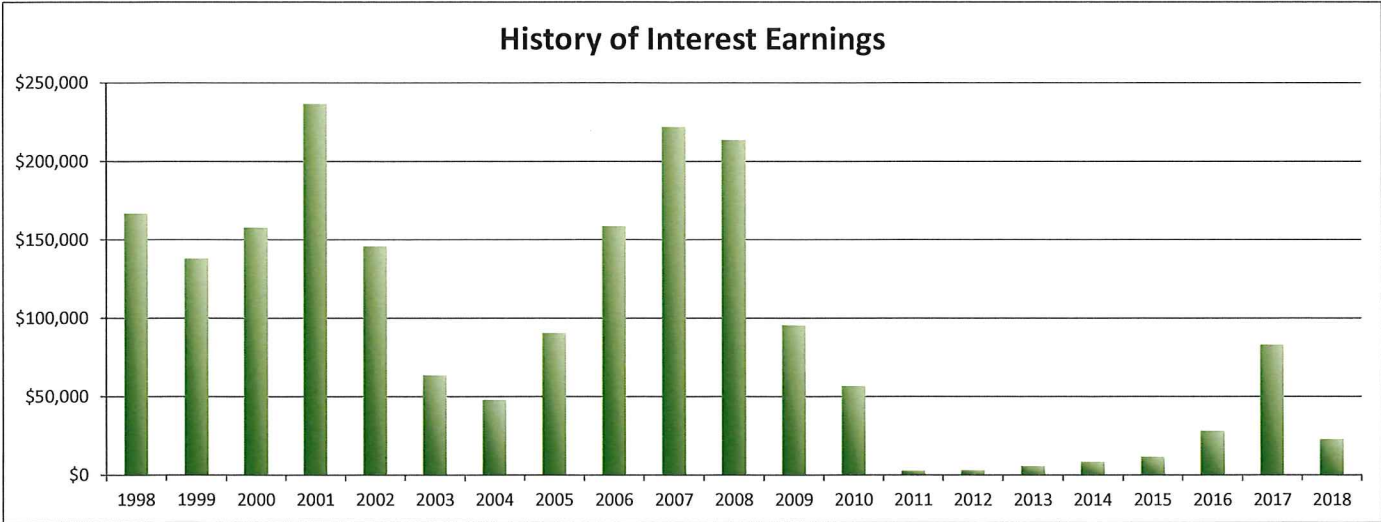
Quantity	Description			Unit Value	Market Value	Tax Cost	Estimated Ann Inc	Yield To Mkt
<u>U.S. Govt Agy/Nonexempt State</u>								
300,000	FHLMC	1.350%	03/29/2019	99.7403	299,220.90	300,297.00	4,050.00	1.35%
200,000	FHLMC	1.300%	10/25/2019	99.5876	199,175.20	200,000.00	2,600.00	1.31%
300,000	FNMA	1.300%	07/28/2020	97.9600	293,880.00	300,000.00	3,900.00	1.33%
<i>Totals</i>					792,276.10	800,297.00	10,550.00	1.33%
<i>Grand Total</i>					4,041,221.85	4,064,568.74	52,904.99	1.31%

LEXINGTON LOCAL SCHOOLS
INVESTMENT REPORT FOR THE MONTH ENDING
AUGUST 31, 2017

INTEREST EARNED:	THIS MONTH	FISCAL YEAR TO DATE
Richland Bank, General Sweep	\$1,833.77	\$2,893.27
Richland Bank, General MMA	\$4,623.04	\$7,836.43
Richland Bank, Anthem Sweep	\$540.20	\$1,158.63
Star Ohio	\$0.00	\$0.00
CDs, Bonds, and other investments	\$7,226.47	\$11,120.14
TOTAL INTEREST RECEIVED	\$14,223.48	\$23,008.47

History of Interest Earnings	Fiscal Year	Interest Earnings
	1998	\$ 167,057.52
	1999	\$ 138,113.69
	2000	\$ 157,991.72
	2001	\$ 236,839.79
	2002	\$ 146,052.34
	2003	\$ 63,712.36
	2004	\$ 47,970.95
	2005	\$ 90,719.94
	2006	\$ 158,724.51
	2007	\$ 221,998.86
	2008	\$ 213,660.34
	2009	\$ 95,639.63
	2010	\$ 56,860.22
	2011	\$ 3,001.78
	2012	\$ 3,090.00
	2013	\$ 5,758.97
	2014	\$ 8,349.92
	2015	\$ 11,765.22
	2016	\$ 28,300.22
	2017	\$ 83,194.26
FISCAL Year To Date	2018	\$23,008.47

Total Interest Earnings 1998 to Present \$ 1,961,810.71



Processing Month: August 2017

(FINSUM)

LEXINGTON LOCAL SCHOOLS

Fnd	Sec	Description	Beginning Balance	MTD Revenues	FYTD Revenues	MTD Expenditures	FYTD Expenditures	Current Available Balance
001	0000	GENERAL FUND	9,518,883.84	2,683,964.45	6,891,930.55	2,126,062.02	3,896,702.95	12,514,111.44
001	9412	GENERAL BUDGET RESERVE SE	87,928.97	.00	.00	.00	.00	87,928.97
002	0000	BOND RETIREMENT FUND	1,925.89	.00	.00	.00	.00	1,925.89
003	0000	PERMANENT IMPROVEMENT FUN	97,922.89	65,714.56	261,766.06	133,726.70	608,851.34	249,162.39-
006	0000	FOOD SERVICE FUND	12.48	26,762.27	26,782.27	55,344.82	96,959.62	70,164.87-
007	9100	LEXINGTON MINITEMEN ACADE	14,832.85	16.24	26.29	.00	.00	14,859.14
007	9800	TERRY McCAMMON SCHOLARSHI	13,193.28	13.89	22.83	500.00	500.00	12,716.11
018	9100	HIGH SCHOOL PRINCIPAL'S F	2,582.65	883.63	883.63	611.25	631.25	2,835.03
018	9200	JUNIOR HIGH PRINCIPAL'S F	1,836.16	4,460.38	4,460.38	.00	.00	6,296.54
018	9300	EASTERN PRINCIPAL'S FUND	9,419.21	110.25	110.25	.00	.00	9,529.46
018	9301	EASTERN ELEMENTARY BOOKFA	10,291.12	.00	.00	158.79	158.79	10,132.33
018	9302	EASTERN ELEMENTARY MATH	1,072.16	.00	.00	.00	.00	1,072.16
018	9400	CENTRAL PRINCIPAL'S FUND	7,558.44	250.00	250.00	253.04	253.04	7,555.40
018	9401	CENTRAL ELEMENTARY BOOKFA	3,701.28	.00	.00	1,087.47	1,087.47	2,613.81
018	9402	CENTRAL ELEMENTARY ART	1,109.00	.00	.00	.00	.00	1,109.00
018	9500	WESTERN PRINCIPAL'S FUND	12,077.85	1,770.78	1,770.78	.00	.00	13,848.63
018	9501	WESTERN ELEMENTARY BOOKFA	2,986.55	.00	.00	.00	.00	2,986.55
018	9503	WESTERN ELEMENTARY ART	839.42	.00	.00	.00	.00	839.42
018	9901	JUNIOR HIGH TEACHER ADVTS	109.25	.00	.00	.00	.00	109.25
019	9001	ACADEMIC BOOSTERS GRANTS	769.07	.00	.00	.00	.00	769.07
019	9121	CENTRAL ELEMENTARY PTO GR	811.03	10.18	26.60	33.95	33.95	803.68
019	9122	EASTERN ELEMENTARY PTO GR	2,355.89	10.17	26.58	.00	.00	2,382.47
019	9123	WESTERN ELEMENTARY PTO GR	3,808.64	10.17	26.58	340.11	340.11	3,495.11
019	9200	RICHLAND COUNTY FOUNDATIO	200.00	.00	.00	.00	.00	200.00
019	9208	RICHLAND CO FOUND-BUILD A	10.32	.00	.00	.00	.00	10.32
019	9209	RICH CO FOUND-LEARN TO RE	59.95	.00	.00	.00	.00	59.95
019	9210	RICH CO FOUND-MULTI-SENS	.46	.00	.00	.00	.00	.46
019	9211	RICH CO FOUND-BEE AWARENE	17.58	.00	.00	.00	.00	17.58
019	9212	RICH CO FOUND-DONT LET TH	19.17	.00	.00	.00	.00	19.17
019	9213	RICH CO FOUND-BRAIN GAMES	.00	1,500.00	1,500.00	.00	.00	1,500.00
019	9214	RICH CO FOUND-TALKING SEN	.00	1,269.63	1,269.63	.00	.00	1,269.63
019	9215	RICH CO FOUND-SEE THE CIV	.00	117.55	117.55	.00	.00	117.55
019	9216	RICH CO FOUND-SCIENCE OLY	.00	1,500.00	1,500.00	.00	.00	1,500.00
019	9217	RICH CO FOUND-KICK BACK W	.00	902.25	902.25	.00	.00	902.25
019	9502	RICHLAND CO HMG SENSORY G	2,000.00	.00	.00	.00	1,523.37	476.63
022	9601	OHSAA TOURNAMENT AGENCY F	2,257.26	.00	2,076.44-	.00	160.82	.00
024	0000	EMPLOYEE BENEFITS FUND FD	920,435.01	381,303.48	755,237.90	453,866.88	986,284.77	689,388.14
200	9101	HIGH SCHOOL ART CLUB	93.76	.00	.00	.00	.00	93.76
200	9102	HIGH SCHOOL DRAMA CLUB	31,925.52	.00	.00	.00	2,250.00	29,675.52
200	9103	HIGH SCHOOL MATH CLUB	52.70	.00	.00	.00	.00	52.70
200	9104	HIGH SCHOOL LEADERSHIP CO	414.45	.00	.00	.00	.00	414.45
200	9105	HIGH SCHOOL FRENCH CLUB	177.37	.00	.00	.00	.00	177.37
200	9107	HIGH SCHOOL SPANISH CLUB	774.97	.00	.00	.00	.00	774.97
200	9108	HIGH SCHOOL LEO CLUB	2,948.88	.00	.00	.00	.00	2,948.88
200	9114	HIGH SCHOOL STUDENT COUNC	2,876.98	.00	.00	.00	.00	2,876.98
200	9115	HIGH SCHOOL KEY CLUB	1,767.62	.00	.00	.00	.00	1,767.62

Processing Month: August 2017

(FINSUR)

LEXINGTON LOCAL SCHOOLS

Fnd	Acc	Description	Beginning Balance	MTD Revenues	FYTD Revenues	MTD Expenditures	FYTD Expenditures	Current Available Balance
200	9116	HIGH SCHOOL CHESS CLUB	321.00	.00	.00	.00	.00	321.00
200	9119	HIGH SCHOOL YEARBOOK FUND	53,327.14	.00	.00	.00	.00	53,327.14
200	9120	HIGH SCHOOL JOURNALISM FU	665.44	.00	.00	.00	.00	665.44
200	9121	HIGH SCHOOL NATIONAL HONO	641.21	.00	.00	72.00	457.00	184.21
200	9201	JUNIOR HIGH ART CLUB	389.63	95.50	95.50	.00	.00	485.13
200	9204	JUNIOR HIGH STUDENT COUNC	296.50	553.50	553.50	.00	.00	850.00
200	9205	JUNIOR HIGH LIBRARY CLUB	631.15	553.50-	553.50-	.00	.00	77.65
200	9301	EASTERN ELEMENTARY STUDEN	670.03	.00	.00	.00	.00	670.03
200	9611	HIGH SCHOOL INFORMED TEEN	913.63	.00	.00	.00	.00	913.63
200	9612	JUNIOR HIGH INFORMED TEEN	202.90	63.00	63.00	.00	.00	265.90
300	9115	JAZZ BAND	2,327.81	.00	.00	.00	.00	2,327.81
300	9116	CHOIR	902.20	.00	.00	.00	.00	902.20
300	9206	JUNIOR HIGH PHYS ED DEPAR	2,560.68	320.00	320.00	556.42	556.42	2,324.26
300	9210	JR HIGH INSTRUMENTAL	41.03	.00	.00	.00	.00	41.03
300	9600	ATHLETIC FUND	22,543.12	58,391.10	77,379.54	39,342.00	41,757.95	58,164.71
300	9602	ORCHESTRA	63.22	.00	.00	.00	.00	63.22
300	9603	ELEMENTARY MUSIC	1,362.38	.00	.00	.00	.00	1,362.38
300	9605	BAND	232.95	.00	.00	.00	.00	232.95
516	9017	IDEA-B SPECIAL EDUCATION	41,548.28-	10,627.91	59,727.28	3,480.86	18,401.09	222.09-
516	9018	IDEA-B SPECIAL EDUCATION	.00	.00	.00	9,058.64	17,163.37	17,163.37-
572	9017	TITLE I FY17	88,024.70-	12,654.11	108,541.54	10,977.40	21,609.96	1,093.12-
572	9018	TITLE I FY18	.00	.00	.00	4,166.32	5,012.92	5,012.92-
587	9017	EARLY CHILDHOOD SPECIAL E	293.23-	.00	293.23	.00	.00	.00
587	9018	EARLY CHILDHOOD SPECIAL E	.00	.00	.00	316.97	316.97	316.97-
Grand Total All Funds			10,720,285.73	3,252,721.50	8192,933.78	2,839,955.64	5701,013.16	13212,206.35
Total Invested Funds			.00					

DATE: 09/01/2017
TIME: 15:42:37OHIO DEPARTMENT OF EDUCATION - OFFICE OF SCHOOL MANAGEMENT ASSISTANCE
ANNUAL SPENDING PLAN (CURRENT OPERATION - GENERAL FUND ONLY - O.R.C. 5705.391)

PAGE: 1

SCHOOL DISTRICT: LEXINGTON LOCAL SCHOOLS

IRN # 049437

COUNTY: RICHLAND

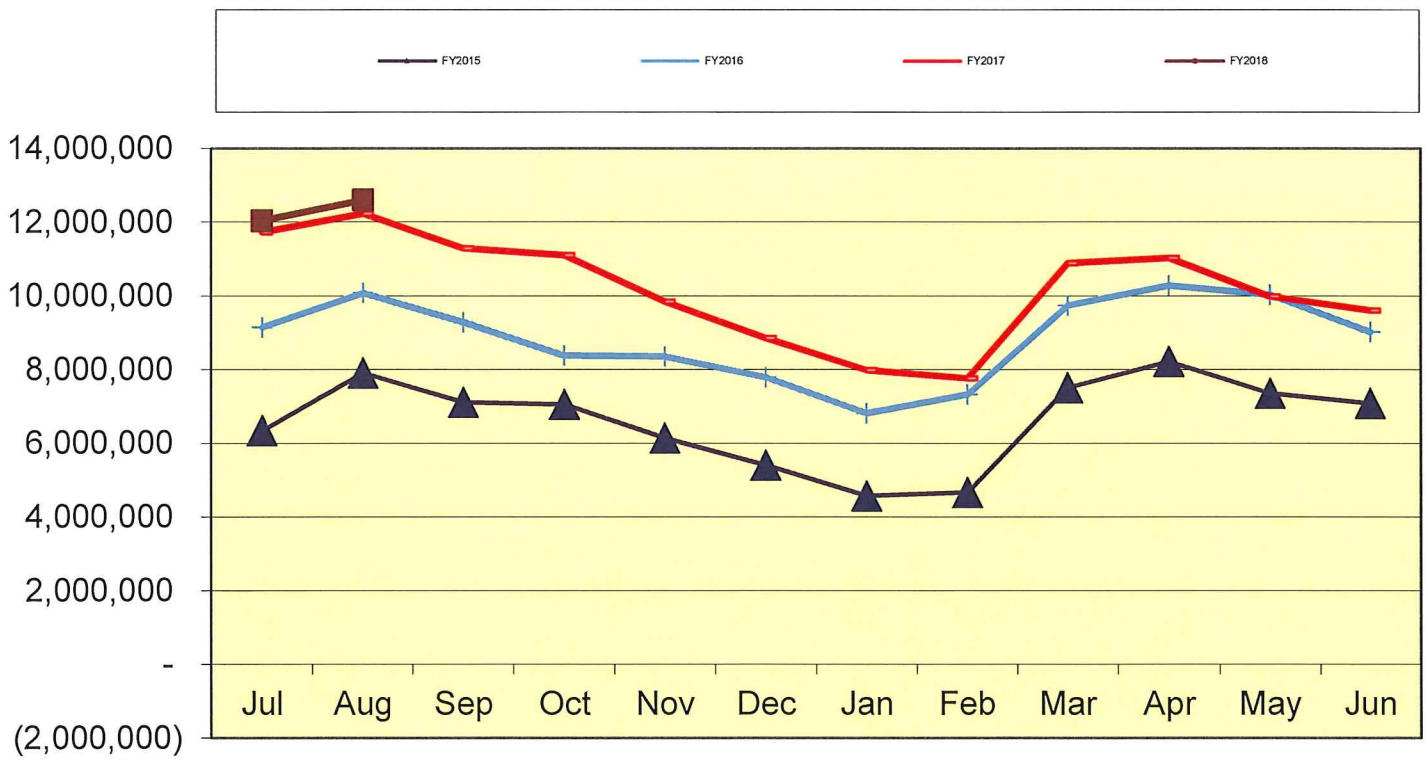
FISCAL YEAR: 2018 MONTH: 08

	MONTHLY ESTIMATE	MONTHLY ACTUAL	MONTHLY DIFFERENCE	FISCAL YTD ESTIMATE	FISCAL YTD ACTUAL	FISCAL YTD DIFFERENCE
REVENUES						
01.010 General Property (Real Estate)	1,300,000	1,388,494	88,494	4,700,000	4,631,943	68,057-
01.020 Tangible Personal Property Tax	219,000	259,510	40,510	219,000	259,510	40,510
01.030 Income Tax	0	0	0	0	0	0
01.035 Unrestricted Grants-in-Aid	875,000	954,965	79,965	1,695,000	1,773,609	78,609
01.040 Restricted Grants-in-Aid	6,600	6,242	358-	13,200	12,604	596-
01.045 Restricted Grants-in-Aid - SFSF	0	0	0	0	0	0
01.050 Property Tax Allocation	49,500	0	49,500-	49,500	0	49,500-
01.060 All Other Operating Revenue	55,000	68,464	13,464	60,000	165,675	105,675
01.070 Total Revenue	2,505,100	2,677,675	172,575	6,736,700	6,843,341	106,641
OTHER FINANCING SOURCES						
02.010 Proceeds from Sale of Notes	0	0	0	0	0	0
02.020 State Emergency Loans & Advancements (Approved)	0	0	0	0	0	0
02.040 Operating Transfers-In	0	0	0	0	0	0
02.050 Advances-In	0	0	0	0	0	0
02.060 All Other Financing Sources	30,000	6,289	23,711-	30,000	48,590	18,590
02.070 Total Other Financing Sources	30,000	6,289	23,711-	30,000	48,590	18,590
02.080 Total Revenues and Other Financing Sources	2,535,100	2,683,964	148,864	6,766,700	6,891,931	125,231
EXPENDITURES						
03.010 Personal Services	980,000	956,821	23,179-	1,960,000	1,933,995	26,005-
03.020 Employees' Retirement/Insurance Benefits	495,000	546,320	51,320	970,000	1,027,538	57,538
03.030 Purchased Services	300,000	306,663	6,663	450,000	555,530	105,530
03.040 Supplies and Materials	175,000	182,326	7,326	205,000	216,710	11,710
03.050 Capital Outlay	20,000	39,553	19,553	27,500	52,808	25,308
03.060 Intergovernmental	0	0	0	0	0	0
04.010 Debt Service: All Principal (Historical)	0	0	0	0	0	0
04.020 Debt Service: Principal - Notes	0	0	0	0	0	0
04.030 Debt Service: Principal - State Loans	0	0	0	0	0	0
04.040 Debt Service: Principal - State Advancements	0	0	0	0	0	0
04.050 Debt Service: Principal - HB 264 Loans	0	0	0	0	0	0
04.055 Debt Service: Principal - Other	0	0	0	0	0	0
04.060 Debt Service: Interest and Fiscal Charges	0	0	0	0	0	0
04.300 Other Objects	110,000	94,379	15,621-	110,000	110,122	122
04.500 Total Expenditures	2,080,000	2,126,062	46,062	3,722,500	3,896,703	174,203
OTHER FINANCING USES						
05.010 Operating Transfers - Out	0	0	0	0	0	0
05.020 Advances - Out	0	0	0	0	0	0
05.030 All Other Financing Uses	0	0	0	0	0	0
05.040 Total Other Financing Uses	0	0	0	0	0	0
05.050 Total Expenditure and Other Financing Uses	2,080,000	2,126,062	46,062	3,722,500	3,896,703	174,203
06.010 Excess Rev & Oth Financing Sources over(under) Exp &	455,100	557,902	102,802	3,044,200	2,995,228	48,972-
07.010 Beginning Cash Balance	12,195,913	12,044,139	151,774-	9,606,813	9,606,813	0
07.020 Ending Cash Balance	12,651,013	12,602,041	48,972-	12,651,013	12,602,041	48,972-
08.010 Outstanding Encumbrances	2,100,000	2,363,865	263,865	2,100,000	2,363,865	263,865

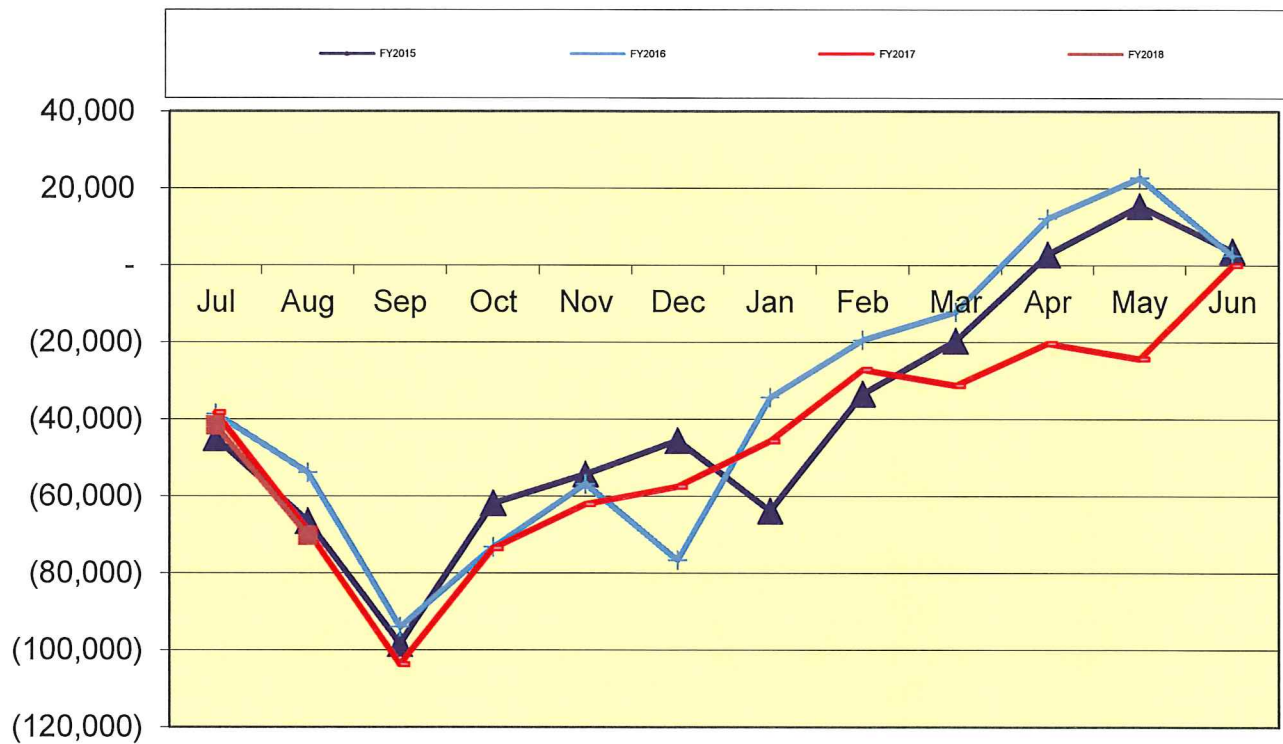
**LEXINGTON LOCAL SCHOOL DISTRICT
GENERAL FUND ONLY 2017-18
SUMMARY OF RECEIPTS AND EXPENDITURES - FIVE YEAR FORECAST FORMAT**

LINE 7.010	BEGINNING CASH BALANCE		\$ 9,606,813		
	8/31/2017	FISCAL YEAR TO DATE Estimate	FISCAL YEAR TO DATE Actual	VARIANCE Estimate vs. Actual	PERCENT of VARIANCE
REVENUES					
LINE 1.010	Real Estate Tax	\$ 4,700,000	\$ 4,631,943	(\$68,057)	-1.45%
LINE 1.020	Personal Property Tax	\$ 219,000	\$ 259,510	\$40,510	18.50%
LINE 1.030	Income Tax	\$ -	\$ -	\$0	
LINE 1.035	State Funding	\$ 1,695,000	\$ 1,773,609	\$78,609	4.64%
LINE 1.040	Career Tech / Economic Disadv.	\$ 13,200	\$ 12,604	(\$596)	-4.52%
LINE 1.050	Property Tax Allocation	\$ 49,500	\$ -	(\$49,500)	-100.00%
LINE 1.060	Other Operating Revenue	\$ 60,000	\$ 165,675	\$105,675	176.13%
LINE 1.070	TOTAL REVENUE	\$ 6,736,700	\$ 6,843,341	\$106,641	1.58%
			\$ -		
LINE 2.01	Proceeds from Notes	\$ -	\$ -	\$0	
LINE 2.04	Transfers In	\$ -	\$ -	\$0	
LINE 2.050	Advances In	\$ -	\$ -	\$0	#DIV/0!
LINE 2.060	Other Financing Sources	\$ 30,000	\$ 48,590	\$18,590	61.97%
LINE 2.070	TOTAL OTHER SOURCES	\$ 30,000	\$ 48,590	\$18,590	61.97%
LINE 2.080	TOTAL REVENUES & Sources	\$ 6,766,700	\$ 6,891,931	\$125,231	1.85%
EXPENSES					
LINE 3.010	Salaries	\$ 1,960,000	\$ 1,933,995	\$26,005	1.33%
LINE 3.020	Retirement and Benefits	\$ 970,000	\$ 1,027,538	(\$57,538)	-5.93%
LINE 3.030	Purchased Services	\$ 450,000	\$ 555,530	(\$105,530)	-23.45%
LINE 3.040	Supplies and Materials	\$ 205,000	\$ 216,710	(\$11,710)	-5.71%
LINE 3.050	Capital Outlay and Equipment	\$ 27,500	\$ 52,808	(\$25,308)	-92.03%
LINE 3.06	INTERGOVERNMENTAL	\$ -	\$ -	\$0	
LINE 4.020	DEBT SERVICE - Notes	\$ -	\$ -	\$0	
LINE 4.060	DEBT SERVICE - Interest charges	\$ -	\$ -	\$0	
LINE 4.300	Other Objects	\$ 110,000	\$ 110,122	(\$122)	-0.11%
LINE 4.500	TOTAL EXPENDITURES	\$ 3,722,500	\$ 3,896,703	(\$174,203)	-4.68%
LINE 5.00	TRANSFERS OUT	\$ -	\$ -	\$0	
LINE 5.02	ADVANCES OUT	\$ -	\$ -	\$0	
LINE 5.03	ALL OTHER USES	\$ -	\$ -	\$0	
LINE 5.040	TOTAL OTHER USES	\$ -	\$ -	\$0	
LINE 5.050	TOTAL EXPENDITURES & USES	\$ 3,722,500	\$ 3,896,703	(\$174,203)	-4.68%
		Estimate	Actual	Variance	
LINE 6.010	REVENUES OVER EXPENSES	\$ 3,044,200	\$ 2,995,228	(\$48,972)	
LINE 7.020	ENDING CASH BALANCE	\$ 12,651,013	\$ 12,602,041	(\$48,972)	
	Less Reserves	\$ (87,929)	\$ (87,929)	\$ -	
LINE 8.010	Less Outstanding Encumbrances	\$ (2,100,000)	\$ (2,363,865)	\$ (263,865)	12.57%
LINE 15.010	Unreserved Fund Balance	\$ 10,463,084	\$ 10,150,247	(\$312,837)	-2.99%
		Estimate	Actual	Benchmark Yr. End	
	Salaries/Benefits as % of Revenue	43.5%	43.3%	80.1% or below	
	True Days Cash - Calendar Days on which can operate	174	161	90 or above optimal	

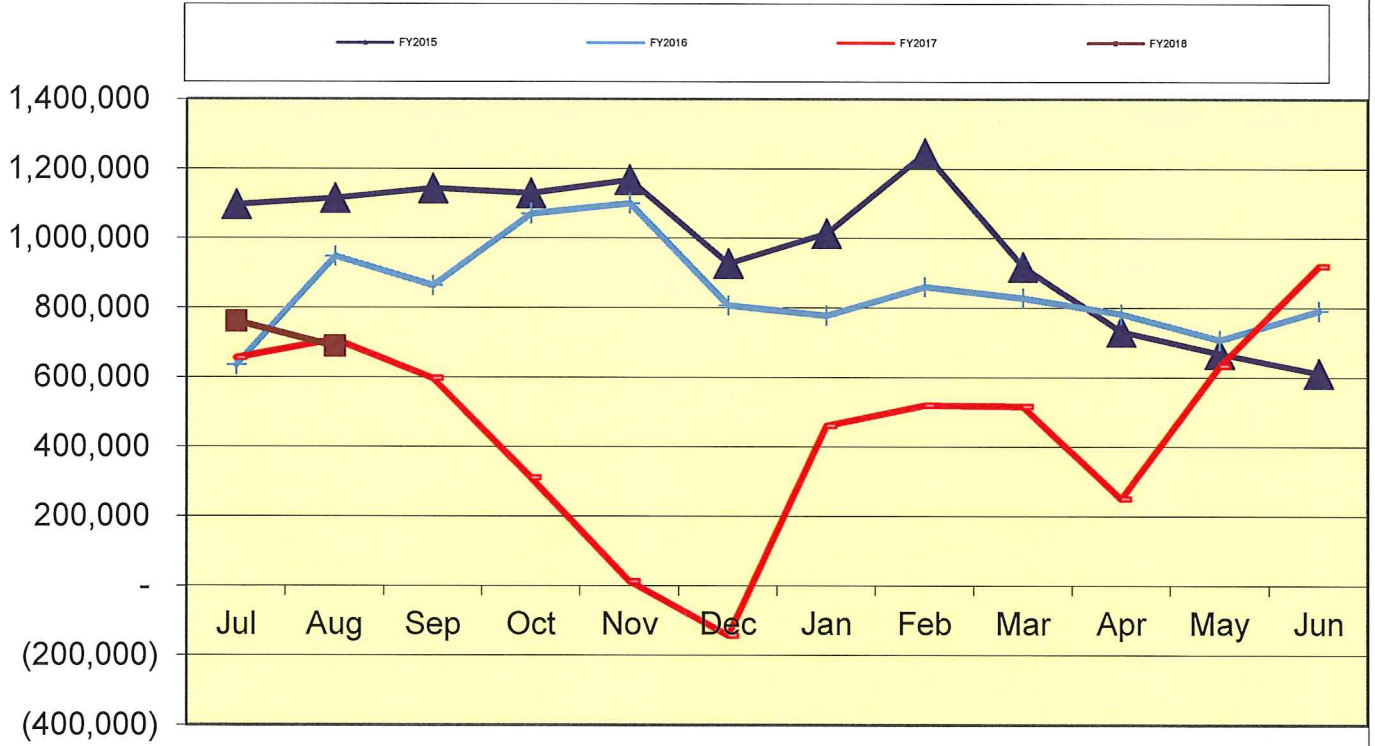
Lexington Local Schools General Fund Cash Balance



Lexington Local Schools Food Service Fund Cash Balance



Lexington Local Schools Employee Benefits Fund Cash Balance



Lexington Local Schools

Permanent Improvement Fund
8/31/2017

	Budgeted Amount	Actual Fiscal Year Expended	Current Encumbrances	Expenses / Encumbrances Over/Under Estimate	Remaining Estimated PI Project Costs
Instruction and Administration					
JH Science Lab	\$ 7,817.40	\$ 871.07	\$ 6,943.81	\$2.52	\$2.52
Go Math (Western/Central/Eastern)	\$ 8,208.00	\$ 5,814.00	\$ 2,394.00	\$0.00	\$0.00
JH PE Equipment	\$ 510.53	\$ 210.52	\$ 300.01	\$0.00	\$0.00
Western Classroom Storage/Activity Table	\$ 1,198.55	\$ -	\$ 1,198.55	\$0.00	\$0.00
Curriculum Cubicle Equipment	\$ 1,085.00	\$ 542.50	\$ 542.50	\$0.00	\$0.00
Western Classroom Activity Table	\$ 965.77	\$ 865.01	\$ -	\$100.76	\$0.00
Central Storage Cabinet	\$ 1,238.86	\$ -	\$ 1,238.86	\$0.00	\$0.00
Central Playground Equipment	\$ 1,866.15	\$ 1,741.48	\$ -	\$124.67	\$0.00
Central Classroom Roller Map	\$ 170.42	\$ 170.42	\$ -	\$0.00	\$0.00
HS Graphing Calculators	\$ 3,532.30	\$ 3,149.70	\$ -	\$382.60	\$0.00
Central Grade 2 Smart Sets	\$ 2,294.00	\$ 2,142.00	\$ -	\$152.00	\$0.00
HS Psychology Textbooks	\$ 6,006.82	\$ -	\$ 6,006.82	\$0.00	\$0.00
HS Algebra II Textbooks w/Embedded Aleks	\$ 26,442.49	\$ -	\$ 26,442.49	\$0.00	\$0.00
HS AP College Physics Textbooks	\$ 10,494.77	\$ -	\$ 10,494.77	\$0.00	\$0.00
HS Chemistry Textbooks	\$ 19,543.12	\$ 19,543.12	\$ -	\$0.00	\$0.00
HS Accounting Textbooks	\$ 7,412.50	\$ -	\$ 7,412.50	\$0.00	\$0.00
HS Biology Textbooks	\$ 2,920.48	\$ -	\$ 2,920.48	\$0.00	\$0.00
HS Business Textbooks	\$ 645.00	\$ -	\$ 645.00	\$0.00	\$0.00
HS American Government Textbooks	\$ 403.00	\$ -	\$ 403.00	\$0.00	\$0.00
Central Discovery Link Science	\$ 1,509.00	\$ -	\$ 1,509.00	\$0.00	\$0.00
Literacy Footprints - 1st Grade Kit	\$ 3,937.50	\$ 3,937.50	\$ -	\$0.00	\$0.00
Literacy Footprints - 2nd Grade Kit Central	\$ 2,409.75	\$ 2,409.75	\$ -	\$0.00	\$0.00
Western Classroom Books - 100 Book Challenge	\$ 4,200.00	\$ -	\$ 4,200.00	\$0.00	\$0.00
Western Classroom Fiction Short Reads	\$ 2,375.00	\$ 2,588.75	\$ -	(\$213.75)	\$0.00
Central Classroom Fiction Short Reads	\$ 4,083.20	\$ 3,712.00	\$ -	\$371.20	\$0.00
Central Classroom Non-Fiction Short Reads	\$ 985.00	\$ 984.27	\$ -	\$0.73	\$0.00
Central Classroom Books	\$ 336.05	\$ 336.05	\$ -	\$0.00	\$0.00
Central Fraction/Decimal Teaching Kit	\$ 109.93	\$ 104.43	\$ -	\$5.50	\$0.00
Central Teacher Synergy Classroom Bundle Kits	\$ 231.50	\$ -	\$ 231.50	\$0.00	\$0.00
Central Classroom Guided Reading Books	\$ 4,059.35	\$ 3,531.56	\$ -	\$527.79	\$0.00
Central Comprehensive Series - 3.5-5.0	\$ 227.10	\$ 227.10	\$ -	\$0.00	\$0.00
Central Learn Our History Classroom Material	\$ 77.50	\$ 77.50	\$ -	\$0.00	\$0.00
Central Liberty Kids Complete Series: 4 DVD Set	\$ 11.99	\$ 12.97	\$ -	(\$0.98)	\$0.00
Central Music	\$ 1,558.12	\$ 1,439.92	\$ -	\$118.20	\$0.00
Central Rekenrek Counting Frame	\$ 495.00	\$ 448.00	\$ -	\$47.00	\$0.00
Central Blinds	\$ 375.00	\$ -	\$ 375.00	\$0.00	\$0.00
Central Classroom Books	\$ 1,200.00	\$ -	\$ 1,200.00	\$0.00	\$0.00
Western Desk Work Station	\$ 141.79	\$ -	\$ 163.79	(\$22.00)	(\$22.00)
Western Classroom Equipment (Stability Ball/NeoRak Stool)	\$ 729.29	\$ -	\$ 729.29	\$0.00	\$0.00
Central/Eastern Classroom Fiction Short Reads	\$ 2,604.40	\$ -	\$ 2,604.40	\$0.00	\$0.00
Eastern Classroom Chairs/Desks - New 4th Grade	\$ 2,972.10	\$ -	\$ 2,972.10	\$0.00	\$0.00
Maintenance					
HS Roof Project	\$ 183,000.00	\$ 181,650.00	\$ -	\$1,350.00	\$1,350.00
JH Chair Lift	\$ 36,000.00	\$ 35,000.00	\$ -	\$1,000.00	\$1,000.00
Transportation					
New buses	\$ 185,036.00	\$ 185,036.00	\$ -	\$0.00	\$0.00
Technology					
Computers, servers, tech equip., etc.	\$ 150,000.00	\$ 135,431.85	\$ 1,078.00	\$13,490.15	\$13,490.15
Food Service					
PaySchools Quik Lunch Conversion	\$ 4,325.00	\$ 4,325.00	\$ -	\$0.00	\$0.00
Lunch Conversion Computer Equipment	\$ 3,768.60	\$ 1,655.60	\$ 2,113.00	\$0.00	\$0.00
Athletics and Student Activities					
HS Athletics Equipment	\$ 5,952.00	\$ 5,952.00	\$ -	\$0.00	\$0.00
Fees					
Tax Collection Fees	\$ 14,500.00	\$ 4,941.27	\$ -	\$9,558.73	\$9,558.73
Totals					
Totals	\$ 719,965.33	\$ 608,851.34	\$ 84,118.87	\$26,995.12	\$25,379.40
Total Budgeted	\$ 719,965.33				
Actual Cash Balance 7/1/17	\$ 97,922.89				
Revenues FY18 - Taxes from levy	\$ 196,051.50				
Expenditures FY18	(\$ 608,851.34)				
Current Cash Balance	(\$314,876.95)				
Current Encumbrances	(\$ 84,118.87)				
Available Balance	(\$398,995.82)				
Remaining Estimated Revenues FY18 - Taxes from levy	\$ 478,948.50				
Less: Remaining Estimated PI Project Costs	(\$25,379.40)				
6/30/18 Estimated Carryover	\$ 54,573.28				

Lexington Local Schools

Food Service Fund 2017-18 vs. 2016-2017 vs. 2015-2016

							Beginning Balance 7/1/17	\$ 13
2017-2018 Through 8/31/17								
<i>Revenues</i>	District-Wide	High School	Junior High	Eastern	Central	Western	Total	
Student Type A, Ezpay, Misc	\$ -	\$ 9,068	\$ 3,133	\$ 4,915	\$ 3,637	\$ 3,002	\$	23,755
Student Break, Milk & A La Carte	\$ -	\$ 2,080	\$ 338	\$ 193	\$ 63	\$ 101	\$	2,775
Adult & Misc revenues	\$ -	\$ 127	\$ 52	\$ 26	\$ 23	\$ 24	\$	252
State Reimb	\$ -	\$ -	\$ -	\$ -	\$ -	\$ -	\$	-
Federal Reimb	\$ -	\$ -	\$ -	\$ -	\$ -	\$ -	\$	-
Transfer In	\$ -	\$ -	\$ -	\$ -	\$ -	\$ -	\$	-
Total Revenues	\$ -	\$ 11,275	\$ 3,523	\$ 5,134	\$ 3,723	\$ 3,127	\$	26,782
<i>Expenses</i>								
Wages	\$ 7,908	\$ 17,988	\$ 7,713	\$ 5,597	\$ 6,091	\$ 5,423	\$	50,720
Severance	\$ -	\$ -	\$ -	\$ -	\$ -	\$ -	\$	-
Retirement	\$ 1,887	\$ 7,846	\$ 2,176	\$ 3,217	\$ 3,507	\$ 2,016	\$	20,649
Medical	\$ 4,428	\$ 8,005	\$ 3,895	\$ 5,337	\$ 1,226	\$ -	\$	22,891
Life, Dent, MC, WC	\$ 213	\$ 530	\$ 329	\$ 218	\$ 171	\$ 73	\$	1,534
Purch Serv, Repairs, Phone, Postz	\$ 440	\$ -	\$ -	\$ -	\$ -	\$ -	\$	440
Supplies	\$ 725	\$ -	\$ -	\$ -	\$ -	\$ -	\$	725
Food Costs	\$ -	\$ -	\$ -	\$ -	\$ -	\$ -	\$	-
Equipment	\$ -	\$ -	\$ -	\$ -	\$ -	\$ -	\$	-
Other Costs	\$ -	\$ -	\$ -	\$ -	\$ -	\$ -	\$	-
Total Expenses	\$ 15,601	\$ 34,369	\$ 14,113	\$ 14,369	\$ 10,995	\$ 7,512	\$	96,959
Net Gain (Loss)	\$ (15,601)	\$ (23,094)	\$ (10,590)	\$ (9,235)	\$ (7,272)	\$ (4,385)	\$	(70,177)
							Ending Cash Balance 8/31/17	\$ (70,164)

							Beginning Balance 7/1/16	\$ 2,553
2016-2017 Through 8/31/16								
<i>Revenues</i>	District-Wide	High School	Junior High	Eastern	Central	Western	Total	
Student Type A, Ezpay, Misc	\$ -	\$ 8,764	\$ 3,338	\$ 4,472	\$ 3,735	\$ 4,341	\$	24,650
Student Break, Milk & A La Carte	\$ -	\$ 2,106	\$ 520	\$ 114	\$ 160	\$ 53	\$	2,953
Adult & Misc revenues	\$ -	\$ 150	\$ 31	\$ 33	\$ 30	\$ 10	\$	254
State Reimb	\$ -	\$ -	\$ -	\$ -	\$ -	\$ -	\$	-
Federal Reimb	\$ -	\$ -	\$ -	\$ -	\$ -	\$ -	\$	-
Total Revenues	\$ -	\$ 11,020	\$ 3,889	\$ 4,619	\$ 3,925	\$ 4,404	\$	27,857
<i>Expenses</i>								
Wages	\$ 7,830	\$ 16,164	\$ 9,948	\$ 6,970	\$ 5,165	\$ 5,317	\$	51,394
Severance	\$ -	\$ -	\$ -	\$ -	\$ -	\$ -	\$	-
Retirement	\$ 1,847	\$ 8,912	\$ 2,470	\$ 4,813	\$ 2,074	\$ 1,330	\$	21,446
Medical	\$ 3,885	\$ 7,023	\$ 4,978	\$ 4,682	\$ -	\$ -	\$	20,568
Life, Dent, MC, WC	\$ 211	\$ 511	\$ 361	\$ 226	\$ 84	\$ 73	\$	1,466
Purch Serv, Repairs, Phone, Postz	\$ 918	\$ 1,631	\$ 456	\$ 416	\$ 416	\$ 416	\$	4,253
Supplies	\$ 113	\$ -	\$ -	\$ -	\$ -	\$ -	\$	113
Food Costs	\$ 66	\$ -	\$ -	\$ -	\$ -	\$ -	\$	66
Equipment	\$ -	\$ -	\$ -	\$ -	\$ -	\$ -	\$	-
Other Costs	\$ -	\$ -	\$ -	\$ -	\$ -	\$ -	\$	-
Total Expenses	\$ 14,870	\$ 34,241	\$ 18,213	\$ 17,107	\$ 7,739	\$ 7,136	\$	99,306
Net Gain (Loss)	\$ (14,870)	\$ (23,221)	\$ (14,324)	\$ (12,488)	\$ (3,814)	\$ (2,732)	\$	(71,449)
							Ending Cash Balance 8/31/16	\$ (68,896)

							Beginning Balance 7/1/15	\$ 3,707
2015-2016 Through 8/31/15								
<i>Revenues</i>	District-Wide	High School	Junior High	Eastern	Central	Western	Total	
Student Type A, Ezpay, Misc	\$ -	\$ 10,518	\$ 3,025	\$ 3,845	\$ 2,389	\$ 2,859	\$	22,636
Student Break, Milk & A La Carte	\$ -	\$ 1,381	\$ 294	\$ 148	\$ 107	\$ 58	\$	1,988
Adult & Misc revenues	\$ -	\$ 64	\$ 55	\$ 36	\$ 2	\$ 7	\$	164
State Reimb	\$ -	\$ -	\$ -	\$ -	\$ -	\$ -	\$	-
Federal Reimb	\$ -	\$ -	\$ -	\$ -	\$ -	\$ -	\$	-
Total Revenues	\$ -	\$ 11,963	\$ 3,374	\$ 4,029	\$ 2,498	\$ 2,924	\$	24,788
<i>Expenses</i>								
Wages	\$ 7,571	\$ 15,691	\$ 9,640	\$ 6,886	\$ 5,050	\$ 5,116	\$	49,954
Severance	\$ -	\$ -	\$ -	\$ -	\$ -	\$ -	\$	-
Retirement	\$ 1,800	\$ 2,197	\$ 1,350	\$ 964	\$ 707	\$ 716	\$	7,734
Medical	\$ 3,627	\$ 6,557	\$ 4,647	\$ 4,371	\$ -	\$ -	\$	19,202
Life, Dent, MC, WC	\$ 208	\$ 511	\$ 358	\$ 228	\$ 82	\$ 71	\$	1,458
Purch Serv, Repairs, Phone, Postz	\$ 965	\$ 869	\$ 456	\$ 416	\$ 416	\$ 416	\$	3,538
Supplies	\$ 387	\$ -	\$ -	\$ -	\$ -	\$ -	\$	387
Food Costs	\$ -	\$ -	\$ -	\$ -	\$ -	\$ -	\$	-
Equipment	\$ -	\$ -	\$ -	\$ -	\$ -	\$ -	\$	-
Other Costs	\$ -	\$ -	\$ -	\$ -	\$ -	\$ -	\$	-
Total Expenses	\$ 14,558	\$ 25,825	\$ 16,451	\$ 12,865	\$ 6,255	\$ 6,319	\$	82,273
Net Gain (Loss)	\$ (14,558)	\$ (13,862)	\$ (13,077)	\$ (8,836)	\$ (3,757)	\$ (3,395)	\$	(57,485)
							Ending Cash Balance 8/31/15	\$ (53,778)

Check#	Check Date	Org Sta	Vendor Paid	Check Amount	Status Date
079963	08/01/2017	W/R	TRACTOR SUPPLY COMPANY	79.99	08/03/2017
079964	08/02/2017	W/R	SHELDON, AMANDA	135.00	08/08/2017
079965	08/02/2017	W/R	APEX LEARNING	5,250.00	08/09/2017
079966	08/02/2017	W/R	BOOZER, BIFFINY	25.00	08/11/2017
079967	08/02/2017	W/R	CURRICULUM ASSOCIATES, INC.	240.41	08/08/2017
079968	08/02/2017	W/R	JEFFRIES, DREW T	250.00	08/07/2017
079969	08/02/2017	W/R	FOLLETT SCHOOL SOLUTIONS, INC	1,377.95	08/07/2017
079970	08/02/2017	W/R	HURSH DRUG, INC.	47.52	08/09/2017
079971	08/02/2017	W/R	LAKESHORE LEARNING MATERIALS	276.26	08/08/2017
079972	08/02/2017	W/R	LEARN BY DOING	500.00	08/11/2017
079973	08/02/2017	W/R	MINUTEMAN PRESS	581.12	08/07/2017
079974	08/02/2017	W/R	NATIONAL BUSINESS FURNITURE	7,013.68	08/09/2017
079975	08/02/2017	W/R	RC THERAPY SERVICES, INC.	1,870.00	08/09/2017
079976	08/02/2017	W/R	REALLY GOOD STUFF	734.47	08/11/2017
079977	08/02/2017	W/R	SCHOLASTIC INC	8,227.83	08/08/2017
079978	08/02/2017	W/R	SUNDANCE/NEWBRIDGE LLC	2,142.00	08/15/2017
079979	08/02/2017	W/R	SunGraphics, Inc.	1,133.29	08/09/2017
079980	08/02/2017	W/R	TEACHER DIRECT	448.00	08/08/2017
079981	08/02/2017	W/R	OSU KEEP BOOKS	660.00	08/09/2017
079982	08/02/2017	W/R	TRIUMPH LEARNNG	1,058.94	08/09/2017
079983	08/02/2017	W/R	US BANK	1,507.01	08/10/2017
079984	08/02/2017	W/R	WEST MUSIC	764.08	08/10/2017
079985	08/02/2017	W/R	WILSON LANGUAGE TRAINING	1,467.72	08/10/2017
079986	08/02/2017	W/R	ZANER-BLOSER	1,286.20	08/08/2017
079987	08/02/2017	W/R	ADVANCED SIGN & LIGHTING	2,976.00	08/07/2017
079989	08/04/2017	W/R	ADVANCED TURF SOLUTIONS	6,861.91	08/11/2017
079990	08/04/2017	W/R	AHC, INC	2,614.00	08/14/2017
079991	08/04/2017	W/R	AIRGAS USA, LLC	61.83	08/14/2017
079992	08/04/2017	W/R	BAKER VEHICLE SYSTEMS, INC.	20,000.00	08/09/2017
079993	08/04/2017	W/R	BRIDGEWAY ACADEMY	4,596.00	08/11/2017
079994	08/04/2017	W/R	CARDINAL RENTAL & SALES, LTD	72.99	08/16/2017
079995	08/04/2017	W/R	CDW-G	887.54	08/11/2017
079996	08/04/2017	W/R	CenturyLink	1,311.77	08/11/2017
079997	08/04/2017	W/R	COWLES, CINDY	555.44	08/18/2017
079998	08/04/2017	W/R	CLEARWATER SYSTEMS	89.70	08/10/2017
079999	08/04/2017	W/R	COLES ENERGY, INC.	1,059.73	08/10/2017
080000	08/04/2017	W/R	EQUIPARTS	598.50	08/10/2017
080001	08/04/2017	W/R	FURBAY/MANSFIELD ELECTRIC	300.89	08/10/2017
080002	08/04/2017	W/R	G & L SUPPLY CO.	280.18	08/14/2017
080003	08/04/2017	W/R	GARLAND/DBS, Inc.	7,291.20	08/11/2017
080004	08/04/2017	W/R	GRAINGER	314.10	08/11/2017
080005	08/04/2017	W/R	HD SUPPLY FACILITIES	267.03	08/11/2017
080006	08/04/2017	W/R	HEALTHCARE BILLING SERVICES	162.90	08/10/2017
080007	08/04/2017	W/R	J & B ACCOUSTICAL	236.66	08/09/2017
080008	08/04/2017	W/R	BRIGHT, JESSICA	575.00	08/09/2017
080009	08/04/2017	W/R	KROGER COMPANY	151.62	08/10/2017
080010	08/04/2017	W/R	LESCH BATTERY & POWER	70.15	08/15/2017
080011	08/04/2017	W/R	LOWE'S HOME CENTER	865.30	08/14/2017
080012	08/04/2017	W/R	MANSFIELD AUTO PARTS	2,223.86	08/11/2017
080013	08/04/2017	W/R	MENARDS	299.04	08/22/2017
080014	08/04/2017	W/R	PEARSON ASSESSMENTS	1,055.25	08/10/2017
080015	08/04/2017	W/R	ACORN DISTRIBUTORS, INC.	298.84	08/11/2017

Check#	Check Date	Org Sta	Vendor Paid	Check Amount	Status Date
080016	08/04/2017	W/R	NORTH CENTRAL STATE COLLEGE	6,027.73	08/15/2017
080017	08/04/2017	W/R	NOVA LUNA EDUC & CONSULTING	972.00	08/10/2017
080018	08/04/2017	W/R	OEDSA	200.00	08/21/2017
080019	08/04/2017	W/R	OHIO SCHOOL BD. ASSOC.	885.00	08/10/2017
080020	08/04/2017	W/R	PAYSCHOOLS	4,325.00	08/14/2017
080021	08/04/2017	W/R	PINE VIEW TRAILER, LTD	2,825.00	08/21/2017
080022	08/04/2017	W/R	QUENCH	38.00	08/11/2017
080023	08/04/2017	W/R	SC STRATEGIC SOLUTIONS LLC	6,695.00	08/16/2017
080024	08/04/2017	W/R	SCHOOL SPECIALTY INC.	170.42	08/10/2017
080025	08/04/2017	W/R	SHERWIN-WILLIAMS	667.28	08/15/2017
080026	08/04/2017	W/R	SIESEL DISTRIBUTING, LLC	3,185.14	08/11/2017
080027	08/04/2017	W/R	TEACHER SYNERGY LLC	87.75	08/14/2017
080028	08/04/2017	W/R	OHIO BUREAU OF CRIMINAL IDENT.	232.00	08/14/2017
080029	08/04/2017	W/R	TRUCK SALES & SERVICE, INC.	2,017.97	08/10/2017
080030	08/04/2017	W/R	VILLAGE OF LEXINGTON	4,057.59	08/10/2017
080031	08/04/2017	W/R	WOLFF BROS. SUPPLY, INC.	196.27	08/10/2017
080032	08/07/2017	W/R	MOHICAN ADVENTURES	1,736.00	08/11/2017
080033	08/07/2017	W/R	MOHICAN SCHOOL IN THE OUT	3,110.00	08/08/2017
080034	08/07/2017	W/W	OHIO DREAMS, INC.	750.00	
080035	08/09/2017	W/R	AGILE SPORTS TECHNOLOGIES	3,766.00	08/15/2017
080036	08/09/2017	W/R	ALVAH M. SQUIBB CO., INC.	107.56	08/15/2017
080037	08/09/2017	W/R	AMAZON.COM/ AMEX	3,511.82	08/14/2017
080038	08/09/2017	W/R	APPERSON	404.51	08/16/2017
080039	08/09/2017	W/R	ACCESSIBILITY SOLUTIONS LLC	35,000.00	08/15/2017
080040	08/09/2017	W/R	PASHEILICH, CARLA	575.00	08/22/2017
080041	08/09/2017	W/R	CDW-G	1,050.48	08/14/2017
080042	08/09/2017	W/R	CHARLES RITTER CO.	1,368.50	08/14/2017
080043	08/09/2017	W/R	BERGER, CHRIS	575.00	08/15/2017
080044	08/09/2017	W/R	CLEARWATER SYSTEMS	29.90	08/15/2017
080045	08/09/2017	W/R	CULLIGAN QUALITY WATER	37.00	08/15/2017
080046	08/09/2017	W/R	DELL MARKETING L.P.	400.00	08/14/2017
080047	08/09/2017	W/R	DOLES, EMILY	1,200.00	08/15/2017
080048	08/09/2017	W/R	EVAN-MOOR EDUCATIONAL PUBLISH.	284.87	08/17/2017
080049	08/09/2017	W/R	FLINN SCIENTIFIC, INC.	496.99	08/14/2017
080050	08/09/2017	W/R	G & L SUPPLY CO.	667.94	08/15/2017
080051	08/09/2017	W/R	GOPHER SPORTS	210.52	08/15/2017
080052	08/09/2017	W/R	BRIGHT, JESSICA	175.00	08/18/2017
080053	08/09/2017	W/R	KELL ACE HARDWARE	17.99	08/16/2017
080054	08/09/2017	W/R	LAKESHORE LEARNING MATERIALS	265.92	08/15/2017
080055	08/09/2017	W/R	LEARNING A-Z	3,059.10	08/15/2017
080056	08/09/2017	W/R	LESCH BATTERY & POWER	104.40	08/15/2017
080057	08/09/2017	W/R	LYNN CARD COMPANY	194.95	08/15/2017
080058	08/09/2017	W/R	HASSMANN, MELISSA	650.00	08/23/2017
080059	08/09/2017	W/R	RASTETTER, MICHELLE	330.00	08/16/2017
080060	08/09/2017	W/R	MID-OHIO ED. SERVICE CENTER	2,386.62	08/15/2017
080061	08/09/2017	W/R	MINMOR INDUSTRIES LLC	119.06	08/15/2017
080062	08/09/2017	W/R	NCOSSA	225.00	08/15/2017
080063	08/09/2017	W/R	NCOCC	29,790.25	08/21/2017
080064	08/09/2017	W/R	NWOIAAA	250.00	08/29/2017
080065	08/09/2017	W/W	OHSVCA	30.00	
080066	08/09/2017	W/R	OIAAATREASURER	135.00	08/18/2017
080067	08/09/2017	W/W	POST MASTER	294.00	

Check#	Check Date	Org Sta	Vendor Paid	Check Amount	Status Date
080068	08/09/2017	W/R	PRESTWICK HOUSE, INC.	82.95	08/16/2017
080069	08/09/2017	W/R	BAKER, RALPH	20.00	08/14/2017
080070	08/09/2017	W/R	GESING, ROSALIE K	200.00	08/16/2017
080071	08/09/2017	W/R	SCHOOL HEALTH CORP.	280.57	08/14/2017
080072	08/09/2017	W/R	STERLING PAPER	11,391.51	08/14/2017
080073	08/09/2017	W/R	SUNBELT RENTALS	1,115.40	08/16/2017
080074	08/09/2017	W/R	THE HONORS PROGRAM	72.00	08/22/2017
080075	08/09/2017	W/R	TRIUMPH LEARNNG	2,182.60	08/16/2017
080076	08/09/2017	W/R	UNITED ART & EDUCATION	25.00	08/15/2017
080077	08/09/2017	W/R	UNITY SCHOOL BUS PARTS	120.16	08/15/2017
080078	08/09/2017	W/R	UPS STORE	63.18	08/15/2017
080079	08/09/2017	W/R	WARD'S NATURAL SCIENCE	816.79	08/14/2017
080080	08/09/2017	W/R	WINGATE BY WYNDHAM	599.50	08/18/2017
080081	08/10/2017	W/R	TLC KANVAS	3,120.00	08/14/2017
080082	08/11/2017	W/R	TREASURER, STATE OF OHIO	218.25	08/17/2017
080083	08/14/2017	W/R	CDI COMPUTERS DEALERS INC.	6,096.22	08/18/2017
080084	08/14/2017	W/R	CDW-G	1,714.48	08/18/2017
080085	08/14/2017	W/R	CHARLES RITTER CO.	1,126.75	08/16/2017
080086	08/14/2017	W/R	CONTINENTAL PRESS INC.	124.49	08/18/2017
080087	08/14/2017	W/R	CURRICULUM ASSOCIATES, INC.	2,160.00	08/22/2017
080088	08/14/2017	W/R	AVITA HEALTH SYSTEM	385.00	08/18/2017
080089	08/14/2017	W/W	REMY, HEATHER	575.00	
080090	08/14/2017	W/R	HOUGHTON MIFFLIN HARCOURT	12,592.36	08/17/2017
080091	08/14/2017	W/R	IMPERIAL AUTISM CONNECTIONS	1,770.00	08/17/2017
080092	08/14/2017	W/R	ITsavvy	1,020.00	08/21/2017
080093	08/14/2017	W/R	BERRY, JENNIFER	575.00	08/17/2017
080094	08/14/2017	W/R	KIMBALL MIDWEST	35.24	08/17/2017
080095	08/14/2017	W/R	LAKEWOOD RACQUET CLUB	1,000.00	08/16/2017
080096	08/14/2017	W/R	MID-OHIO ED. SERVICE CENTER	20.00	08/16/2017
080097	08/14/2017	W/R	MINUTEMAN PRESS	461.34	08/21/2017
080098	08/14/2017	W/W	OHSVCA	225.00	
080099	08/14/2017	W/R	ORTON GILLINGHAM	89.95	08/17/2017
080100	08/14/2017	W/R	RICHLAND NEWHOPE CENTER	418.50	08/18/2017
080101	08/14/2017	W/R	FREUNDLICH, SARAH	575.00	08/21/2017
080102	08/14/2017	W/R	SCHOLASTIC BOOK FAIRS	1,432.47	08/18/2017
080103	08/14/2017	W/R	SCHOLASTIC CLASSROOM MAGAZINES	1,599.63	08/18/2017
080104	08/14/2017	W/R	SCHOOL HEALTH CORP.	131.78	08/18/2017
080105	08/14/2017	W/R	SKETCH FOR SCHOOLS	446.00	08/22/2017
080106	08/14/2017	W/W	SOCIAL STUDIES SCHOOL SERVICE	1,055.70	
080107	08/14/2017	W/R	JEDRA, STEPHANIE	575.00	08/16/2017
080108	08/14/2017	W/R	STERLING PAPER	6,328.61	08/17/2017
080109	08/14/2017	W/R	OHIO STATE UNIVERSITY	10,800.00	08/21/2017
080110	08/14/2017	W/R	TIERNEY BROTHERS INC	1,305.00	08/18/2017
080111	08/14/2017	W/R	TRANSPORTATION ACCESSORIES CO.	37.20	08/22/2017
080112	08/14/2017	W/R	USI, INC.	363.32	08/18/2017
080114	08/16/2017	W/R	WALNUT HILLS SWIM CLUB	384.00	08/22/2017
080115	08/18/2017	W/R	CORNERSTONE CONSTRUCTION	2,893.55	08/21/2017
080116	08/18/2017	W/W	ASHLAND CITY SCHOOLS	175.00	
080117	08/18/2017	W/R	AWARDSMITH	416.00	08/29/2017
080118	08/18/2017	W/W	BRUNSWICK HIGH SCHOOL	220.00	
080119	08/18/2017	W/W	BUCYRUS HIGH SCHOOL	150.00	
080120	08/18/2017	W/W	HOLFINGER, CHRISTOPHER	250.00	

Check#	Check Date	Org Sta	Vendor Paid	Check Amount	Status Date
080121	08/18/2017	W/W	CLEAR FORK VALLEY (ATH)	200.00	
080122	08/18/2017	W/W	COLUMBUS SCHOOL FOR GIRLS	150.00	
080123	08/18/2017	W/R	LANTZ, DEBBIE	1,150.00	08/25/2017
080124	08/18/2017	W/R	WEAVER, GRANT	1,150.00	08/23/2017
080125	08/18/2017	W/R	WEIDIG, KATHY	575.00	08/22/2017
080126	08/18/2017	W/R	MCCAMMON, MEGAN	575.00	08/29/2017
080127	08/18/2017	W/R	METROPOLITAN EDUCATIONAL	1,022.35	08/28/2017
080128	08/18/2017	W/R	MID-OHIO ED. SERVICE CENTER	76.26	08/23/2017
080129	08/18/2017	W/W	MT. VERNON HIGH SCHOOL	200.00	
080130	08/18/2017	W/R	OHIO CARDINAL CONFERENCE	2,700.00	08/25/2017
080131	08/18/2017	W/R	PEARSON EDUCATION	19,543.12	08/25/2017
080132	08/18/2017	W/W	PERRYSBURG SCHOOLS	200.00	
080133	08/18/2017	W/R	SCHOOL HEALTH CORP.	829.00	08/25/2017
080134	08/18/2017	W/W	SENECA EAST	200.00	
080135	08/18/2017	W/R	SPORTS EQUIPMENT SPECIALISTS	225.00	08/25/2017
080136	08/18/2017	W/W	STRONGSVILLE CITY SCHOOLS	200.00	
080137	08/18/2017	W/W	SYLVANIA SCHOOL CITY DISTRICT	200.00	
080138	08/18/2017	W/R	TEAM SPORTS, INC	735.00	08/25/2017
080139	08/18/2017	W/R	THERAPRO, INC.	39.85	08/25/2017
080140	08/18/2017	W/R	PERRY, TIFFANY	575.00	08/31/2017
080141	08/18/2017	W/W	TIFFIN COLUMBIAN HIGH SCHOOL	280.00	
080142	08/18/2017	W/W	TWINSBURG ATHLETIC BOOSTERS	275.00	
080143	08/18/2017	W/W	VAN BUREN LOCAL SCHOOLS	450.00	
080144	08/18/2017	W/R	VARSITY SPIRIT FASHIONS	1,612.60	08/31/2017
080145	08/21/2017	W/R	FAST EDDIES	3,061.75	08/22/2017
080146	08/22/2017	W/W	3D UNIVERSE	262.87	
080147	08/22/2017	W/R	SHELDON, AMANDA	200.00	08/28/2017
080148	08/22/2017	W/R	AMERICAN ELECTRIC POWER	17,688.16	08/30/2017
080149	08/22/2017	W/R	AMERICAN LEGACY PUBLISHING, INC	596.70	08/29/2017
080150	08/22/2017	W/R	CLELAND, AMY	39.68	08/25/2017
080151	08/22/2017	W/R	APPLE INC.	879.00	08/28/2017
080152	08/22/2017	W/R	ARMSTRONG TOOL & SUPPLY	2,721.00	08/28/2017
080153	08/22/2017	W/R	AWARDSMITH	31.00	08/29/2017
080154	08/22/2017	W/R	BARNES & NOBLE	42.28	08/30/2017
080155	08/22/2017	W/R	BLUESKY DESIGNS	1,825.00	08/29/2017
080156	08/22/2017	W/R	CBIZ BENEFITS & INSURANCE	2,750.00	08/28/2017
080157	08/22/2017	W/R	CDW-G	3,268.46	08/28/2017
080158	08/22/2017	W/R	CHARLES RITTER CO.	42.18	08/25/2017
080159	08/22/2017	W/R	COLUMBIA GAS OF OHIO	665.60	08/29/2017
080160	08/22/2017	W/W	COLUMBUS STATE COMMUNITY	141.28	
080161	08/22/2017	W/W	LOHR, DAWN	575.00	
080162	08/22/2017	W/R	BENSON, DENISE	445.76	08/29/2017
080163	08/22/2017	W/R	DIRECT ENERGY BUSINESS MARKETI	76.50	08/30/2017
080164	08/22/2017	W/R	JEFFRIES, DREW T	310.00	08/28/2017
080165	08/22/2017	W/W	EDISON LOCAL SCHOOL DISTRICT	220.00	
080166	08/22/2017	W/R	HCC LIFE INSURANCE CO	32,694.83	08/28/2017
080167	08/22/2017	W/R	HOLLY'S BOOK RACK	336.05	08/28/2017
080168	08/22/2017	W/R	J.W. PEPPER & SONS, INC	174.97	08/29/2017
080169	08/22/2017	W/R	STRICKLER, JEFFREY	394.32	08/30/2017
080170	08/22/2017	W/R	BRIGHT, JESSICA	50.36	08/28/2017
080171	08/22/2017	W/R	WEIDIG, KATHY	236.44	08/29/2017
080172	08/22/2017	W/R	EARICK, KIM	25.00	08/28/2017

Check#	Check Date	Org Sta	Vendor Paid	Check Amount	Status Date
080173	08/22/2017	W/R	KROGER COMPANY	159.55	08/28/2017
080174	08/22/2017	W/R	LAKESHORE LEARNING MATERIALS	75.00	08/29/2017
080175	08/22/2017	W/R	MCCAMMON, MEGAN	73.50	08/29/2017
080176	08/22/2017	W/R	MID-OHIO ED. SERVICE CENTER	360.00	08/25/2017
080177	08/22/2017	W/R	MINUTEMAN PRESS	184.52	08/28/2017
080178	08/22/2017	W/R	MNJ TECHNOLOGIES DIRECT INC	12,358.70	08/29/2017
080179	08/22/2017	W/W	OIAAATREASURER	180.00	
080180	08/22/2017	W/R	POST MASTER	245.00	08/30/2017
080181	08/22/2017	W/W	RESOURCES FOR EDUCATORS, INC.	229.00	
080182	08/22/2017	W/R	REX'S LAWN CARE	3,110.00	08/28/2017
080183	08/22/2017	W/R	RICHLAND CO. JUVENILE COURT	540.00	08/30/2017
080184	08/22/2017	W/W	STOLL, RITA	423.75	
080185	08/22/2017	W/R	SCHOOL SPECIALTY INC.	1,478.25	08/28/2017
080186	08/22/2017	W/R	SHELBY GOLF CARS	2,596.89	08/29/2017
080187	08/22/2017	W/R	SHELBY PRINTING, INC.	94.00	08/25/2017
080188	08/22/2017	W/W	SHRED-IT	1,169.64	
080189	08/22/2017	W/W	LAMP, SUMMER	19.95	
080190	08/22/2017	W/R	TEAM SPORTS, INC	6,440.00	08/29/2017
080191	08/22/2017	W/W	THE CENTER FOR INDIVIDUAL &	532.50	
080192	08/22/2017	W/R	PERRY, TIFFANY	71.00	08/31/2017
080193	08/22/2017	W/R	PARR, TINA MARIE	25.00	08/29/2017
080194	08/23/2017	W/R	POST MASTER	980.00	08/31/2017
080195	08/24/2017	W/R	ALVAH M. SQUIBB CO., INC.	107.56	08/30/2017
080196	08/24/2017	W/R	ARBOR SCIENTIFIC	181.20	08/30/2017
080197	08/24/2017	W/R	BLICK ART MATERIALS	7,024.21	08/30/2017
080198	08/24/2017	W/R	BRAIN POP	3,879.90	08/30/2017
080199	08/24/2017	W/R	PASHEILICH, CARLA	575.00	08/28/2017
080200	08/24/2017	W/R	CAROLINA BIOLOGICAL SUPPLY CO.	135.64	08/30/2017
080201	08/24/2017	W/R	CHARLES RITTER CO.	3,131.73	08/30/2017
080202	08/24/2017	W/R	COLUMBUS CLAY CO	1,341.44	08/29/2017
080203	08/24/2017	W/R	KELL, CRYSTAL	575.00	08/31/2017
080204	08/24/2017	W/W	EDVOTEK	206.80	
080205	08/24/2017	W/W	FINDLAY CITY SCHOOLS	230.00	
080206	08/24/2017	W/R	FLINN SCIENTIFIC, INC.	415.13	08/29/2017
080207	08/24/2017	W/R	GOPHER SPORTS	842.91	08/28/2017
080208	08/24/2017	W/W	REMY, HEATHER	50.00	
080209	08/24/2017	W/W	RICE, HOLLY	190.00	
080210	08/24/2017	W/W	HOLLY'S BOOK RACK	7,142.00	
080211	08/24/2017	W/R	RHOAD, JANA-NON 1099	575.00	08/29/2017
080212	08/24/2017	W/R	LAGUNA CLAY COMPANY	1,593.43	08/29/2017
080213	08/24/2017	W/R	HAAS, MARSHA	575.00	08/30/2017
080214	08/24/2017	W/R	MCR MEDICAL SUPPLY	49.95	08/29/2017
080215	08/24/2017	W/W	KATHREIN, MICHAEL	15.00	
080216	08/24/2017	W/R	MINUTEMAN PRESS	2,072.87	08/31/2017
080217	08/24/2017	W/R	SMITH, RACHEL	575.00	08/28/2017
080218	08/24/2017	W/R	REALITYWORKS	2,945.80	08/30/2017
080219	08/24/2017	W/R	CASSIDY, ROBIN	25.00	08/29/2017
080220	08/24/2017	W/R	THORBURN, SARA	675.00	08/31/2017
080221	08/24/2017	W/R	STAPLES	974.98	08/30/2017
080222	08/24/2017	W/R	TEAM SPORTS, INC	611.25	08/30/2017
080223	08/24/2017	W/R	TURNITIN, LLC	3,320.00	08/31/2017
080224	08/24/2017	W/R	VERIZON WIRELESS	696.06	08/29/2017

Check#	Check Date	Org Sta	Vendor Paid	Check Amount	Status Date
080225	08/24/2017	W/R	VERNIER SOFTWARE & TECHNOLOGY	363.58	08/29/2017
080226	08/24/2017	W/R	WAL-MART DISCOUNT CITIES	1,410.16	08/30/2017
080227	08/24/2017	W/R	WARD'S NATURAL SCIENCE	710.19	08/29/2017
080228	08/25/2017	W/R	CORNERSTONE CONSTRUCTION	625.60	08/28/2017
080229	08/25/2017	W/R	ADVANCED TURF SOLUTIONS	2,292.85	08/31/2017
080230	08/25/2017	W/R	BP ELECTRIC OF OHIO, INC	1,440.39	08/30/2017
080231	08/25/2017	W/W	CARDINAL RENTAL & SALES, LTD	362.40	
080232	08/25/2017	W/R	COLES ENERGY, INC.	315.90	08/31/2017
080233	08/25/2017	W/R	DECKER EQUIPMENT	149.50	08/31/2017
080234	08/25/2017	W/W	DRAIN PRO	300.00	
080235	08/25/2017	W/W	FRONT & CENTER TURF	6,540.00	
080236	08/25/2017	W/R	FURBAY/MANSFIELD ELECTRIC	175.60	08/30/2017
080237	08/25/2017	W/R	G & L SUPPLY CO.	46.10	08/31/2017
080238	08/25/2017	W/W	GRAINGER	663.67	
080239	08/25/2017	W/W	HAMMETT ASPHALT PAVING	5,460.00	
080240	08/25/2017	W/W	JOHN GARBER MATERIALS, INC.	48.44	
080241	08/25/2017	W/W	K B Z ELECTRIC INC.	3,035.00	
080242	08/25/2017	W/W	MENARDS	557.95	
080243	08/25/2017	W/R	ACORN DISTRIBUTORS, INC.	1,282.01	08/31/2017
080244	08/25/2017	W/W	PLUMMASTER, INC.	1,032.59	
080245	08/25/2017	W/R	RUMPKE	1,284.05	08/31/2017
080246	08/25/2017	W/W	SHERWIN-WILLIAMS	180.47	
080247	08/25/2017	W/W	SIESEL DISTRIBUTING, LLC	3,379.06	
080248	08/29/2017	W/W	NEWS-2-YOU, INC.	648.00	
080249	08/29/2017	W/W	A.B.L.E.	437.50	
080250	08/29/2017	W/W	ADVANCED SIGN & LIGHTING	2,976.00	
080251	08/29/2017	W/W	SHELDON, AMANDA	185.00	
080252	08/29/2017	W/W	AWARDSMITH	1,417.50	
080253	08/29/2017	W/W	BLICK ART MATERIALS	287.81	
080254	08/29/2017	W/W	BOWLING GREEN STATE UNIVERSITY	500.00	
080255	08/29/2017	W/W	CDW-G	201.76	
080256	08/29/2017	W/W	CenturyLink	1,304.85	
080257	08/29/2017	W/W	CHARLES RITTER CO.	68.92	
080258	08/29/2017	W/W	COLE DISTRIBUTING	15,158.11	
080259	08/29/2017	W/W	LANTZ, DEBBIE	391.55	
080260	08/29/2017	W/W	JEFFRIES, DREW T	150.00	
080261	08/29/2017	W/W	EDMENTUM, INC	867.06	
080262	08/29/2017	W/W	F.N. CUTHBERT, INC	3,860.00	
080263	08/29/2017	W/W	FITNESS FINDERS, INC.	132.00	
080264	08/29/2017	W/W	FLUENCY MATTERS	1,419.00	
080265	08/29/2017	W/W	GERMAN'S BUS SALES & SERVICE	2,672.99	
080266	08/29/2017	W/W	GILBARCO INC.	60.00	
080267	08/29/2017	W/W	HARCOURT OUTLINE, INC.	2,449.79	
080268	08/29/2017	W/W	HOUGHTON MIFFLIN HARCOURT	2,318.62	
080269	08/29/2017	W/W	HOME DEPOT	373.58	
080270	08/29/2017	W/W	KELL ACE HARDWARE	269.28	
080271	08/29/2017	W/W	SHUMAKER, MARK	47.00	
080272	08/29/2017	W/W	KATHREIN, MICHAEL	61.01	
080273	08/29/2017	W/W	MID-OHIO ED. SERVICE CENTER	328.16	
080274	08/29/2017	W/W	OHIO HEALTH CONSORTIUM, INC.	118.00	
080275	08/29/2017	W/W	PEARSON EDUCATION	227.65	
080276	08/29/2017	W/W	BOGGS, ROBIN	80.00	

Check#	Check Date	Org Sta	Vendor Paid	Check Amount	Status Date
080277	08/29/2017	W/W	ROCHESTER 100 INC.	1,049.80	
080278	08/29/2017	W/W	SAM'S CLUB	953.60	
080279	08/29/2017	W/W	WEBER, SANDRA	575.00	
080280	08/29/2017	W/W	SCHOOL HEALTH CORP.	520.02	
080281	08/29/2017	W/W	SCHOOL SPECIALTY INC.	2,414.20	
080282	08/29/2017	W/W	SPYDER SIGNS AND GRAPHICS	230.00	
080283	08/29/2017	W/W	JEDRA, STEPHANIE	115.47	
080284	08/29/2017	W/W	THE LIBRARY STORE	158.79	
080285	08/29/2017	W/W	TRANSPORTATION ACCESSORIES CO.	474.50	
080286	08/29/2017	W/W	US BANK	1,636.80	
080287	08/29/2017	W/W	UCP OF GREATER CLEVELAND	2,160.00	
080288	08/29/2017	W/W	WARD CUSTOM APPAREL	117.00	
080289	08/29/2017	W/W	WOODWIND AND BRASSWIND	1,347.75	
080290	08/30/2017	W/W	GENERAL BINDING CORPORATION	217.80	
080291	08/30/2017	W/W	CHARLES RITTER CO.	339.06	
080292	08/30/2017	W/W	CONTINENTAL PRESS INC.	147.62	
080293	08/30/2017	W/W	CURRICULUM ASSOCIATES, INC.	421.90	
080294	08/30/2017	W/W	DEMCO, INC.	76.25	
080295	08/30/2017	W/W	DrawingBoard Printing	243.21	
080296	08/30/2017	W/W	HOUGHTON MIFFLIN HARCOURT	9,492.60	
080297	08/30/2017	W/W	WAKEFIELD, JANE	400.00	
080298	08/30/2017	W/W	JOHN R. GREEN COMPANY	612.99	
080299	08/30/2017	W/W	DYER, KELLI	84.54	
080300	08/30/2017	W/W	KURTZ BROTHERS	304.00	
080301	08/30/2017	W/W	LAKESHORE LEARNING MATERIALS	873.77	
080302	08/30/2017	W/W	PIONEER VALLEY BOOKS	6,347.25	
080303	08/30/2017	W/W	PRO-ED	77.00	
080304	08/30/2017	W/W	REALLY GOOD STUFF	313.24	
080305	08/30/2017	W/W	RESOURCES FOR EDUCATORS, INC.	354.00	
080306	08/30/2017	W/W	ROCHESTER 100 INC.	437.50	
080307	08/30/2017	W/W	SCHOLASTIC INC	2,588.75	
080308	08/30/2017	W/W	SCHOLASTIC CLASSROOM MAGAZINES	1,881.71	
080309	08/30/2017	W/W	SCHOOL HEALTH CORP.	92.30	
080310	08/30/2017	W/W	SCHOOL SPECIALTY INC.	1,143.01	
080311	08/30/2017	W/W	UNITED ART & EDUCATION	110.31	
080312	08/30/2017	W/W	WEST MUSIC	675.84	
080313	08/30/2017	W/W	ZANER-BLOSER	1,342.99	
080314	08/31/2017	W/W	LEXINGTON ATHLETIC DEPT.	3,175.00	
691022	08/04/2017	C/R	LEXINGTON SCHOOLS - PAYROLL	482,683.87	08/31/2017
691028	08/04/2017	M/M	LEXINGTON SCHOOLS - PAYROLL	6,719.27	
691029	08/04/2017	M/M	MEMO-S.E.R.S.	2,794.32	
691030	08/04/2017	M/M	MEMO-S.T.R.S.	6,362.34	
691031	08/18/2017	C/R	LEXINGTON SCHOOLS - PAYROLL	508,836.60	08/31/2017
691032	08/15/2017	M/M	ANTHEM BENEFIT SERVICES	320,244.50	
691033	08/15/2017	M/M	LEXINGTON SCHOOLS - PAYROLL	7,071.96	
691034	08/15/2017	M/M	MEMO-S.E.R.S.	2,914.35	
691035	08/15/2017	M/M	MEMO-S.T.R.S.	6,530.33	
691036	08/21/2017	M/M	MORROW COUNTY AUDITOR	8,852.01	
691037	08/21/2017	M/M	RICHLAND COUNTY AUDITOR	88,050.21	
691038	08/25/2017	M/M	MEMO-S.E.R.S.	43,552.00	
691039	08/25/2017	M/M	MEMO-S.T.R.S.	109,320.00	
691041	08/29/2017	M/M	MEMO-MID OHIO ESC	1,255.58	

Date: 9/01/2017

C H E C K R E G I S T E R
Processing Month: August 2017
LEXINGTON LOCAL SCHOOLS

Page: 8
(CHKREG)

Check#	Check Date	Org Sta	Vendor Paid	Check Amount	Status Date
691042	08/30/2017	M/M	MORROW COUNTY AUDITOR	851.00	
691043	08/30/2017	M/M	MEMO-S.E.R.S.	57,307.77	
Total Checks Issued				\$ 2,241,395.74	

LEXINGTON LOCAL SCHOOLS
 TRANS. BY FUND/RCPT, ALL FUNDS
 DATES 08/01/2017 THRU 08/31/2017
 SORTED BY TRANSACTION DATE

TRANS NO	ITEM NO	TRANS DATE	STS	DESCRIPTION OR SOURCE	TI	FUND	RCPT	SPCC	SUBJ	OPU	TRANS AMOUNT
070810	0001	08/11/2017	A	Prop Tax Real - Richland Gen	03	001	1111	0000	000000	000	405,380.34
070810	0002	08/11/2017	A	Prop Tax Real - Richland Emerg	03	001	1111	0000	000000	000	688,121.91
070832	0001	08/16/2017	A	Real Estate Tax - Morrow	03	001	1111	0000	000000	000	167,765.55
070832	0002	08/16/2017	A	Emergency Tax - Morrow	03	001	1111	0000	000000	000	123,743.31
070860	0001	08/22/2017	A	Mobile Home Tax -Morrow	03	001	1111	0000	000000	000	2,041.69
070860	0002	08/22/2017	A	Mobile Home Tax Morrow -Emer	03	001	1111	0000	000000	000	1,441.53
RCPT CODE SUB-TOTAL:											1,388,494.33
070810	0004	08/11/2017	A	Personal Prop - Richland Gener	03	001	1122	0000	000000	000	152,182.86
070810	0005	08/11/2017	A	Personal Prop - Richland Emerg	03	001	1122	0000	000000	000	84,017.62
070832	0004	08/16/2017	A	Pers Prop Tax - Morrow	03	001	1122	0000	000000	000	15,017.90
070832	0005	08/16/2017	A	Pers Prop Tax Emerg - Morrow	03	001	1122	0000	000000	000	8,291.14
RCPT CODE SUB-TOTAL:											259,509.52
070814	0001	08/11/2017	A	Massie preschool tuition	03	001	1211	0000	000000	500	400.00
070851	0001	08/16/2017	A	Preschool tuition	03	001	1211	0000	000000	500	900.00
070894	0001	08/24/2017	A	Preschool tuition	03	001	1211	0000	000000	500	200.00
070914	0001	08/25/2017	A	Preschool tuition	03	001	1211	0000	000000	500	100.00
070954	0001	08/30/2017	A	Preschool tuition	03	001	1211	0000	000000	500	100.00
RCPT CODE SUB-TOTAL:											1,700.00
070785	0019	08/11/2017	A	SF14 Regular Tuition Fos JV50	03	001	1221	0000	000000	000	8,573.49
RCPT CODE SUB-TOTAL:											8,573.49
070785	0012	08/11/2017	A	Open Enrollment Revenue	03	001	1227	0000	000000	000	100.00
070834	0012	08/25/2017	A	Open Enrollment Revenue	03	001	1227	0000	000000	000	100.00
RCPT CODE SUB-TOTAL:											200.00
070969	0001	08/31/2017	A	Richland Bank August Interest	03	001	1410	0000	000000	000	13,653.15
RCPT CODE SUB-TOTAL:											13,653.15
070815	0001	08/11/2017	A	Western school fees	03	001	1740	0000	000000	500	20.00
070836	0001	08/15/2017	A	HS fees	03	001	1740	0000	000000	100	114.00
070837	0001	08/15/2017	A	HS fees	03	001	1740	0000	000000	100	8,527.00
070837	0002	08/15/2017	A	HS fees overage	03	001	1740	0000	000000	100	20.00
070841	0001	08/16/2017	A	HS fees	03	001	1740	0000	000000	100	60.00
070844	0001	08/16/2017	A	HS fees	03	001	1740	0000	000000	100	828.00
070845	0001	08/16/2017	A	HS fees	03	001	1740	0000	000000	100	1,098.00

STATUS (STS) CODES:

A-RECEIPT B-REFUND OF RECEIPT V-VOID REFUND OF RECEIPT X-REDUCTION OF EXPENDITURE
 C-APPROPRIATION OR BUDGET MODIFICATIONS D-EXPENSE/SUPPLIES DISTRIBUTION F-FUND TO FUND TRANSFER

LEXTINGTON LOCAL SCHOOLS
 TRANS. BY FUND/RCPT, ALL FUNDS
 DATES 08/01/2017 THRU 08/31/2017
 SORTED BY TRANSACTION DATE

TRANS NO	ITEM NO	TRANS DATE	STS DESCRIPTION OR SOURCE	TI	FUND	RCPT	SPCC	SUBJ	OPU	TRANS AMOUNT
070846	0001	08/16/2017	A HS fees	03	001	1740	0000	000000	100	1,212.00
070846	0002	08/16/2017	A cash shortage	03	001	1740	0000	000000	100	20.00-
070847	0001	08/16/2017	A HS fees	03	001	1740	0000	000000	100	1,278.00
070848	0001	08/16/2017	A HS fees	03	001	1740	0000	000000	100	1,415.00
070849	0001	08/16/2017	A JH Fees	03	001	1740	0000	000000	200	1,858.00
070850	0001	08/16/2017	A Western fees	03	001	1740	0000	000000	500	80.00
070853	0001	08/17/2017	A Western fees	03	001	1740	0000	000000	500	20.00
070856	0001	08/17/2017	A Eastern fees	03	001	1740	0000	000000	300	1,230.00
070857	0001	08/17/2017	A Eastern fees	03	001	1740	0000	000000	300	1,290.00
070858	0001	08/17/2017	A Central fees	03	001	1740	0000	000000	400	1,316.00
070861	0001	08/17/2017	A JH Fees	03	001	1740	0000	000000	200	804.00
070862	0001	08/17/2017	A HS Fees	03	001	1740	0000	000000	100	3,615.00
070862	0002	08/17/2017	A Cash shortage	03	001	1740	0000	000000	100	24.00-
070863	0001	08/18/2017	A Western fees	03	001	1740	0000	000000	500	80.00
070869	0001	08/18/2017	A JH Fees	03	001	1740	0000	000000	200	408.00
070870	0001	08/18/2017	A HS Fees	03	001	1740	0000	000000	100	3,241.60
070878	0001	08/21/2017	A HS fees	03	001	1740	0000	000000	100	593.00
070880	0001	08/21/2017	A Eastern fees	03	001	1740	0000	000000	300	1,440.00
070886	0001	08/22/2017	A Western fees	03	001	1740	0000	000000	500	860.00
070887	0001	08/22/2017	A HS Fees	03	001	1740	0000	000000	100	1,749.50
070888	0001	08/22/2017	A NSF Check CD	03	001	1740	0000	000000	100	94.00-
070893	0001	08/23/2017	A Eastern fees	03	001	1740	0000	000000	300	1,200.00
070895	0001	08/24/2017	A Eastern fees	03	001	1740	0000	000000	300	210.00
070896	0001	08/24/2017	A HS fees	03	001	1740	0000	000000	100	787.00
070897	0001	08/24/2017	A Central fees	03	001	1740	0000	000000	400	840.00
070898	0001	08/24/2017	A Eastern Fees	03	001	1740	0000	000000	300	878.58
070899	0001	08/24/2017	A Western fees	03	001	1740	0000	000000	500	740.00
070910	0002	08/25/2017	A Central fees	03	001	1740	0000	000000	400	1,105.00
070916	0001	08/25/2017	A Eastern fees	03	001	1740	0000	000000	300	150.00
070917	0001	08/25/2017	A Western fees	03	001	1740	0000	000000	500	140.00
070919	0001	08/25/2017	A Western fees	03	001	1740	0000	000000	500	640.00
070921	0001	08/25/2017	A NSF Check - AR	03	001	1740	0000	000000	500	25.00-
070925	0001	08/25/2017	A Central Fees	03	001	1740	0000	000000	400	99.00
070926	0001	08/28/2017	A JH Fees	03	001	1740	0000	000000	200	112.00
070932	0001	08/28/2017	A HS Fees	03	001	1740	0000	000000	100	466.50
070934	0001	08/28/2017	A Western fees	03	001	1740	0000	000000	500	40.00
070923	0001	08/29/2017	A NSF Check - AR	03	001	1740	0000	000000	500	25.00
070937	0001	08/29/2017	A Western fees	03	001	1740	0000	000000	500	120.00
070966	0001	08/29/2017	A High school fees	03	001	1740	0000	000000	100	138.00
070945	0001	08/30/2017	A Eastern school fees	03	001	1740	0000	000000	300	300.00
070953	0001	08/30/2017	A Western fees	03	001	1740	0000	000000	500	180.00
070958	0001	08/30/2017	A NSF Check - SR	03	001	1740	0000	000000	100	55.50-
070952	0001	08/31/2017	A Cole Richorn - fees credit	03	001	1740	0000	000000	500	30.00-
070959	0001	08/31/2017	A HS Fees - Pay For It	03	001	1740	0000	000000	100	592.00

STATUS (STS) CODES:

A-RECEIPT B-REFUND OF RECEIPT V-VOID REFUND OF RECEIPT X-REDUCTION OF EXPENDITURE
 C-APPROPRIATION OR BUDGET MODIFICATIONS D-EXPENSE/SUPPLIES DISTRIBUTION F-FUND TO FUND TRANSFER

LEXINGTON LOCAL SCHOOLS
 TRANS. BY FUND/RCPT, ALL FUNDS
 DATES 08/01/2017 THRU 08/31/2017
 SORTED BY TRANSACTION DATE

TRANS NO	ITEM NO	TRANS DATE	STS	DESCRIPTION OR SOURCE	TI	FUND	RCPT	SPCE	SUBJ	OPU	TRANS AMOUNT
070959	0002	08/31/2017	A	Central Fees - Pay For It	03	001	1740	0000	000000	400	510.00
070959	0003	08/31/2017	A	Jr High Fees - Pay For It	03	001	1740	0000	000000	400	166.00
070959	0004	08/31/2017	A	Eastern Fees - Pay For It	03	001	1740	0000	000000	400	450.00
070959	0005	08/31/2017	A	Western Fees - Pay For It	03	001	1740	0000	000000	400	510.00
070964	0001	08/31/2017	A	Western fees	03	001	1740	0000	000000	500	40.00
070965	0001	08/31/2017	A	Central school fees	03	001	1740	0000	000000	400	170.00
RCPT CODE SUB-TOTAL:											43,517.68
070785	0001	08/11/2017	A	Opportunity Grant	03	001	3110	0000	000000	000	300,524.50
070785	0002	08/11/2017	A	Targeted Assistance	03	001	3110	0000	000000	000	25,974.94
070785	0003	08/11/2017	A	K-3 Literacy Funding	03	001	3110	0000	000000	000	5,847.65
070785	0005	08/11/2017	A	Limited English Prof Funding	03	001	3110	0000	000000	000	325.89
070785	0006	08/11/2017	A	Gifted Education Funding	03	001	3110	0000	000000	000	5,137.30
070785	0007	08/11/2017	A	Transportation	03	001	3110	0000	000000	000	23,094.97
070785	0008	08/11/2017	A	Special Education Funding	03	001	3110	0000	000000	000	39,417.61
070785	0010	08/11/2017	A	Preschool Special Educ Funding	03	001	3110	0000	000000	000	7,813.92
070785	0011	08/11/2017	A	Special Educ Transportation	03	001	3110	0000	000000	000	1,683.49
070834	0001	08/25/2017	A	Opportunity Grant	03	001	3110	0000	000000	000	300,482.10
070834	0002	08/25/2017	A	Targeted Assistance	03	001	3110	0000	000000	000	25,975.80
070834	0003	08/25/2017	A	K-3 Literacy Funding	03	001	3110	0000	000000	000	5,847.65
070834	0005	08/25/2017	A	Limited English Prof Funding	03	001	3110	0000	000000	000	325.89
070834	0006	08/25/2017	A	Gifted Education Funding	03	001	3110	0000	000000	000	5,137.23
070834	0007	08/25/2017	A	Transportation	03	001	3110	0000	000000	000	23,094.97
070834	0008	08/25/2017	A	Special Education Funding	03	001	3110	0000	000000	000	39,398.07
070834	0010	08/25/2017	A	Preschool Special Educ Funding	03	001	3110	0000	000000	000	7,813.91
070834	0011	08/25/2017	A	Special Educ Transportation	03	001	3110	0000	000000	000	1,683.49
070834	0018	08/25/2017	A	JV01 FY2017 SFPR Adjustment	03	001	3110	0000	000000	000	70,604.47
RCPT CODE SUB-TOTAL:											890,183.85
070957	0001	08/31/2017	A	Casino Revenue	03	001	3190	0000	000000	000	64,781.64
RCPT CODE SUB-TOTAL:											64,781.64
070785	0004	08/11/2017	A	Economic Disadvantaged Funding	03	001	3211	0000	000000	000	2,650.80
070834	0004	08/25/2017	A	Economic Disadvantaged Funding	03	001	3211	0000	000000	000	2,625.54
RCPT CODE SUB-TOTAL:											5,276.34
070785	0009	08/11/2017	A	Career Tech Education Funding	03	001	3219	0000	000000	000	486.69
070834	0009	08/25/2017	A	Career Tech Education Funding	03	001	3219	0000	000000	000	478.88
RCPT CODE SUB-TOTAL:											965.57

STATUS (STS) CODES:

A-RECEIPT B-REFUND OF RECEIPT V-VOID REFUND OF RECEIPT X-REDUCTION OF EXPENDITURE
 C-APPROPRIATION OR BUDGET MODIFICATIONS D-EXPENSE/SUPPLIES DISTRIBUTION F-FUND TO FUND TRANSFER

TRANS NO	ITEM NO	TRANS DATE	STS	DESCRIPTION OR SOURCE	TI	FUND	RCPT	SPCC	SUBJ	OPU	TRANS AMOUNT
070956	0001	08/30/2017	A	MEDICAID Recd -8/31/17	03	001	3300	0000	000000	000	152.84
070956	0002	08/30/2017	A	MEDICAID Recd 8/17/17	03	001	3300	0000	000000	000	404.22
070956	0003	08/30/2017	A	MEDICAID Recd 8/10/17	03	001	3300	0000	000000	000	262.76
RCPT CODE SUB-TOTAL:											819.82
070987	0002	08/01/2017	A	Follett refund	03	001	5300	0000	000000	000	6,027.73
070984	0002	08/22/2017	A	Reimb Cust - Baseball league	03	001	5300	0000	000000	000	221.33
070940	0001	08/29/2017	A	Bus Driver inservice reimb	03	001	5300	0000	000000	000	40.00
RCPT CODE SUB-TOTAL:											6,209.06
FUND CODE SUB-TOTAL:											2,683,964.45
070810	0003	08/11/2017	A	Prop Tax Real - Richland Perm	03	003	1111	0000	000000	000	34,419.01
070832	0003	08/16/2017	A	Permanent Improv Tax - Morrow	03	003	1111	0000	000000	000	15,437.03
070860	0003	08/22/2017	A	Mobile Home Tax-Morrow PI	03	003	1111	0000	000000	000	183.45
RCPT CODE SUB-TOTAL:											50,039.49
070810	0006	08/11/2017	A	Personal Prop - Richland Perm	03	003	1122	0000	000000	000	14,267.14
070832	0006	08/16/2017	A	Pers Prop Tax PI - Morrow	03	003	1122	0000	000000	000	1,407.93
RCPT CODE SUB-TOTAL:											15,675.07
FUND CODE SUB-TOTAL:											65,714.56
070969	0005	08/31/2017	A	Richland Bank July Interest	03	006	1410	0000	000000	000	0.00
RCPT CODE SUB-TOTAL:											0.00
070933	0026	08/25/2017	A	HS Breakfast	03	006	1511	0000	000000	100	51.60
070933	0027	08/25/2017	A	Jr. Hi Breakfast	03	006	1511	0000	000000	200	9.00
070933	0028	08/25/2017	A	Eastern Breakfast	03	006	1511	0000	000000	300	23.30
070933	0029	08/25/2017	A	Central Breakfast	03	006	1511	0000	000000	400	17.70
070933	0030	08/25/2017	A	Western Breakfast	03	006	1511	0000	000000	500	12.00
070968	0026	08/31/2017	A	HS Breakfast	03	006	1511	0000	000000	100	74.75
070968	0027	08/31/2017	A	Jr. Hi Breakfast	03	006	1511	0000	000000	200	10.80
070968	0028	08/31/2017	A	Eastern Breakfast	03	006	1511	0000	000000	300	35.70
070968	0029	08/31/2017	A	Central Breakfast	03	006	1511	0000	000000	400	29.40
070968	0030	08/31/2017	A	Western Breakfast	03	006	1511	0000	000000	500	32.15
RCPT CODE SUB-TOTAL:											256.40

STATUS (STS) CODES:
 A-RECEIPT B-REFUND OF RECEIPT V-VOID REFUND OF RECEIPT X-REDUCTION OF EXPENDITURE
 C-APPROPRIATION OR BUDGET MODIFICATIONS D-EXPENSE/SUPPLIES DISTRIBUTION F-FUND TO FUND TRANSFER

TRANS NO	ITEM NO	TRANS DATE	STS	DESCRIPTION OR SOURCE	TY	FUND	RCPT	SPEC	SUBJ	QTY	TRANS AMOUNT
070933	0001	08/25/2017	A	HS Stu. Type A	03	006	1512	0000	000000	100	1,856.50
070933	0005	08/25/2017	A	HS ROA Stu. Type A	03	006	1512	0000	000000	100	2,903.35
070933	0006	08/25/2017	A	Jr Hi Stu. Type A	03	006	1512	0000	000000	200	656.45
070933	0010	08/25/2017	A	Jr. Hi ROA Stu Type A	03	006	1512	0000	000000	200	705.80
070933	0011	08/25/2017	A	Eastern Stu. Type A	03	006	1512	0000	000000	300	764.40
070933	0015	08/25/2017	A	Eastern ROA Stu. Type A	03	006	1512	0000	000000	300	1,739.83
070933	0016	08/25/2017	A	Central Stu. Type A	03	006	1512	0000	000000	400	643.10
070933	0020	08/25/2017	A	Central ROA Stu. Type A	03	006	1512	0000	000000	400	1,001.09
070933	0021	08/25/2017	A	Western Stu. Type A	03	006	1512	0000	000000	500	540.45
070933	0025	08/25/2017	A	Western ROA Stu. Type A	03	006	1512	0000	000000	500	844.40
070924	0001	08/29/2017	A	NSF Check - AR	03	006	1512	0000	000000	500	25.00-
070932	0002	08/31/2017	A	Cole Eichorn Lunch pymt	03	006	1512	0000	000000	300	30.00
070959	0006	08/31/2017	A	HS Lunch - Pay For It	03	006	1512	0000	000000	100	3,145.00
070959	0007	08/31/2017	A	Jr High Lunch - Pay For It	03	006	1512	0000	000000	200	1,193.05
070959	0008	08/31/2017	A	Eastern Lunch - Pay For It	03	006	1512	0000	000000	300	1,727.50
070959	0009	08/31/2017	A	Central Lunch - Pay For It	03	006	1512	0000	000000	400	1,332.88
070959	0010	08/31/2017	A	Western Lunch - Pay For It	03	006	1512	0000	000000	500	1,325.75
070968	0001	08/31/2017	A	HS Stu. Type A	03	006	1512	0000	000000	100	2,016.80
070968	0005	08/31/2017	A	HS ROA Stu. Type A	03	006	1512	0000	000000	100	854.25-
070968	0006	08/31/2017	A	Jr Hi Stu. Type A	03	006	1512	0000	000000	200	722.25
070968	0010	08/31/2017	A	Jr. Hi ROA Stu Type A	03	006	1512	0000	000000	200	154.44-
070968	0011	08/31/2017	A	Eastern Stu. Type A	03	006	1512	0000	000000	300	857.25
070968	0015	08/31/2017	A	Eastern ROA Stu. Type A	03	006	1512	0000	000000	300	213.49-
070968	0016	08/31/2017	A	Central Stu. Type A	03	006	1512	0000	000000	400	630.10
070968	0020	08/31/2017	A	Central ROA Stu. Type A	03	006	1512	0000	000000	400	29.85
070968	0021	08/31/2017	A	Western Stu. Type A	03	006	1512	0000	000000	500	528.25
070968	0025	08/31/2017	A	Western ROA Stu. Type A	03	006	1512	0000	000000	500	212.30-
RCPT CODE SUB-TOTAL:											23,734.87
070933	0003	08/25/2017	A	HS Stu. Ala Carte	03	006	1513	0000	000000	100	841.75
070933	0008	08/25/2017	A	Jr. Hi Stu. Ala Carte	03	006	1513	0000	000000	200	138.05
070933	0013	08/25/2017	A	Eastern Stu. Ala Carte	03	006	1513	0000	000000	300	50.40
070933	0018	08/25/2017	A	Central Stu. Ala Carte	03	006	1513	0000	000000	400	0.00
070933	0023	08/25/2017	A	Western Stu. Ala Carte	03	006	1513	0000	000000	500	3.50
070968	0003	08/31/2017	A	HS Stu. Ala Carte	03	006	1513	0000	000000	100	1,062.55
070968	0008	08/31/2017	A	Jr. Hi Stu. Ala Carte	03	006	1513	0000	000000	200	169.95
070968	0013	08/31/2017	A	Eastern Stu. Ala Carte	03	006	1513	0000	000000	300	76.75
070968	0018	08/31/2017	A	Central Stu. Ala Carte	03	006	1513	0000	000000	400	0.00
070968	0023	08/31/2017	A	Western Stu. Ala Carte	03	006	1513	0000	000000	500	27.75
RCPT CODE SUB-TOTAL:											2,370.70
070933	0002	08/25/2017	A	HS Stu. Milk	03	006	1514	0000	000000	100	30.00

STATUS (STS) CODES:

A-RECEIPT B-REFUND OF RECEIPT V-VOID REFUND OF RECEIPT X-REDUCTION OF EXPENDITURE
 C-APPROPRIATION OR BUDGET MODIFICATIONS D-EXPENSE/SUPPLIES DISTRIBUTION F-FUND TO FUND TRANSFER

TRANS NO	ITEM NO	TRANS DATE	STS	DESCRIPTION OR SOURCE	TI	FUND	RCPT	SPCC	SUBJ	QPU	TRANS AMOUNT
070933	0007	08/25/2017	A	Jr. Hi. Stu Milk	03	006	1514	0000	000000	200	5.00
070933	0012	08/25/2017	A	Eastern Stu. Milk	03	006	1514	0000	000000	300	3.50
070933	0017	08/25/2017	A	Central Stu. Milk	03	006	1514	0000	000000	400	11.50
070933	0022	08/25/2017	A	Western Stu. Milk	03	006	1514	0000	000000	500	13.50
070968	0002	08/31/2017	A	HS Stu. Milk	03	006	1514	0000	000000	100	20.00
070968	0007	08/31/2017	A	Jr. Hi. Stu Milk	03	006	1514	0000	000000	200	5.00
070968	0012	08/31/2017	A	Eastern Stu. Milk	03	006	1514	0000	000000	300	3.00
070968	0017	08/31/2017	A	Central Stu. Milk	03	006	1514	0000	000000	400	5.00
070968	0022	08/31/2017	A	Western Stu. Milk	03	006	1514	0000	000000	500	13.00
RCPT CODE SUB-TOTAL:											109.50
070933	0004	08/25/2017	A	MS Adult Ala Carte	03	006	1523	0000	000000	100	70.45
070933	0009	08/25/2017	A	Jr. Hi Adult Ala Carte	03	006	1523	0000	000000	200	34.75
070933	0014	08/25/2017	A	Eastern Adult Ala Carte	03	006	1523	0000	000000	300	13.00
070933	0019	08/25/2017	A	Central Adult Ala Carte	03	006	1523	0000	000000	400	6.50
070933	0024	08/25/2017	A	Western Adult Ala Carte	03	006	1523	0000	000000	500	11.50
070968	0004	08/31/2017	A	HS Adult Ala Carte	03	006	1523	0000	000000	100	55.90
070968	0009	08/31/2017	A	Jr. Hi Adult Ala Carte	03	006	1523	0000	000000	200	17.00
070968	0014	08/31/2017	A	Eastern Adult Ala Carte	03	006	1523	0000	000000	300	13.00
070968	0019	08/31/2017	A	Central Adult Ala Carte	03	006	1523	0000	000000	400	16.25
070968	0024	08/31/2017	A	Western Adult Ala Carte	03	006	1523	0000	000000	500	12.25
RCPT CODE SUB-TOTAL:											250.90
FUND CODE SUB-TOTAL:											26,762.27
070969	0006	08/31/2017	A	Richland Bank July Interest	03	007	1410	9100	000000	000	16.24
RCPT CODE SUB-TOTAL:											16.24
FUND CODE SUB-TOTAL:											16.24
070969	0003	08/31/2017	A	Richland Bank July Interest	03	007	1410	9800	000000	000	13.89
RCPT CODE SUB-TOTAL:											13.89
FUND CODE SUB-TOTAL:											13.89
070969	0004	08/31/2017	A	Richland Bank July Interest	03	007	1410	9801	000000	000	0.00
RCPT CODE SUB-TOTAL:											0.00
FUND CODE SUB-TOTAL:											0.00

STATUS (STS) CODES:
 A-RECEIPT B-REFUND OF RECEIPT V-VOID REFUND OF RECEIPT X-REDUCTION OF EXPENDITURE
 C-APPROPRIATION OR BUDGET MODIFICATIONS D-EXPENSE/SUPPLIES DISTRIBUTION F-FUND TO FUND TRANSFER

LEXINGTON LOCAL SCHOOLS
 TRANS. BY FUND/RCPT, ALL FUNDS
 DATES 08/01/2017 THRU 08/31/2017
 SORTED BY TRANSACTION DATE

TRANS NO	ITEM NO	TRANS DATE	STS	DESCRIPTION OR SOURCE	TL	FUND	RCPT	SPCC	SUBT	OPU	TRANS AMOUNT
070790	0001	08/03/2017	A	Ohio pyle	03	018	1690	9100	000000	000	56.01
070790	0002	08/03/2017	A	Cuyahoga vending	03	018	1690	9100	000000	000	19.36
RCPT CODE SUB-TOTAL:											75.37
070787	0003	08/01/2017	A	Kala Foundation	03	018	1820	9100	000000	000	3.26
070967	0002	08/29/2017	A	Emerson Donation	03	018	1820	9100	000000	000	805.00
RCPT CODE SUB-TOTAL:											808.26
FUND CODE SUB-TOTAL:											883.63
070849	0002	08/16/2017	A	JH fees princ acct	03	018	1620	9200	000000	000	2,534.00
070861	0002	08/17/2017	A	JH Fees princ acct	03	018	1620	9200	000000	000	1,190.00
070869	0002	08/18/2017	A	JH Fees princ acct	03	018	1620	9200	000000	000	588.00
070926	0002	08/28/2017	A	JH Fees princ acct	03	018	1620	9200	000000	000	140.00
RCPT CODE SUB-TOTAL:											4,452.00
070800	0002	08/07/2017	A	Kala found	03	018	1690	9200	000000	000	8.38
RCPT CODE SUB-TOTAL:											8.38
FUND CODE SUB-TOTAL:											4,460.38
070855	0001	08/17/2017	A	Kona sales	03	018	1820	9300	000000	000	110.25
RCPT CODE SUB-TOTAL:											110.25
FUND CODE SUB-TOTAL:											110.25
070858	0002	08/17/2017	A	Central fees princ acct	03	018	1630	9400	000000	000	94.00
070881	0001	08/21/2017	A	Central fees princ acct	03	018	1630	9400	000000	000	80.00
070881	0002	08/21/2017	A		03	018	1630	9400	000000	000	1,105.00
070897	0002	08/24/2017	A	Central fees princ acct	03	018	1630	9400	000000	000	60.00
070909	0001	08/25/2017	A	Central fees princ acct	03	018	1630	9400	000000	000	80.00
070909	0002	08/25/2017	A		03	018	1630	9400	000000	000	1,105.00
070910	0001	08/25/2017	A	Central fees princ acct	03	018	1630	9400	000000	000	80.00
070925	0002	08/25/2017	A	Central fees princ acct	03	018	1630	9400	000000	000	6.00
070965	0002	08/31/2017	A	Central fees princ acct	03	018	1630	9400	000000	000	10.00
RCPT CODE SUB-TOTAL:											250.00

STATUS (STS) CODES:
 A-RECEIPT B-REFUND OF RECEIPT V-VOID REFUND OF RECEIPT X-REDUCTION OF EXPENDITURE
 C-APPROPRIATION OR BUDGET MODIFICATIONS D-EXPENSE/SUPPLIES DISTRIBUTION F-FUND TO FUND TRANSFER

TRANS NO	ITEM NO	TRANS DATE	STS	DESCRIPTION OR SOURCE	TY	FUND	RCPT	SPCC	SUBJ	OPU	TRANS AMOUNT
FUND CODE SUB-TOTAL:											250.00
070795	0001	08/03/2017	A	Kroger rewards	03	018	1630	9500	000000	000	290.78
070815	0002	08/11/2017	A	Western fees princ acct	03	018	1630	9500	000000	000	10.00
070850	0002	08/16/2017	A	Western fees princ acct	03	018	1630	9500	000000	000	40.00
070853	0002	08/17/2017	A	Western Fees princ acct	03	018	1630	9500	000000	000	10.00
070863	0002	08/18/2017	A	Western fees princ acct	03	018	1630	9500	000000	000	40.00
070886	0002	08/22/2017	A	Western fees princ acct	03	018	1630	9500	000000	000	430.00
070899	0002	08/24/2017	A	Western fees princ acct	03	018	1630	9500	000000	000	370.00
070917	0002	08/25/2017	A	Western fees princ acct	03	018	1630	9500	000000	000	70.00
070919	0002	08/25/2017	A	Western fees princ acct	03	018	1630	9500	000000	000	320.00
070934	0002	08/28/2017	A	Western fees princ acct	03	018	1630	9500	000000	000	20.00
070937	0002	08/29/2017	A	Western fees princ acct	03	018	1630	9500	000000	000	60.00
070953	0002	08/30/2017	A	Western fees princ acct	03	018	1630	9500	000000	000	90.00
070964	0002	08/31/2017	A	Western fees princ acct	03	018	1630	9500	000000	000	20.00
RCPT CODE SUB-TOTAL:											1,770.78
FUND CODE SUB-TOTAL:											1,770.78
070812	0003	08/10/2017	A	PTO Recycling-Central	03	019	1890	9121	000000	000	3.41
070830	0003	08/15/2017	A	PTO Recycling-Central	03	019	1890	9121	000000	000	6.77
RCPT CODE SUB-TOTAL:											10.18
FUND CODE SUB-TOTAL:											10.18
070812	0001	08/10/2017	A	PTO Recycling-Eastern	03	019	1890	9122	000000	000	3.40
070830	0001	08/15/2017	A	PTO Recycling-Eastern	03	019	1890	9122	000000	000	6.77
RCPT CODE SUB-TOTAL:											10.17
FUND CODE SUB-TOTAL:											10.17
070812	0002	08/10/2017	A	PTO Recycling-Western	03	019	1890	9123	000000	000	3.40
070830	0002	08/15/2017	A	PTO Recycling-Western	03	019	1890	9123	000000	000	6.77
RCPT CODE SUB-TOTAL:											10.17
FUND CODE SUB-TOTAL:											10.17

STATUS (STS) CODES:
 A-RECEIPT B-REFUND OF RECEIPT V-VOID REFUND OF RECEIPT X-REDUCTION OF EXPENDITURE
 C-APPROPRIATION OR BUDGET MODIFICATIONS D-EXPENSE/SUPPLIES DISTRIBUTION F-FUND TO FUND TRANSFER

TRANS NO	ITEM NO	TRANS DATE	STS	DESCRIPTION OR SOURCE	FI	FUND	RCPT	SPCC	SUBJ	OPU	TRANS AMOUNT	
070941	0004	08/29/2017	A	Richland Co Grant	03	019	1820	9213	000000	000	1,500.00	
											RCPT CODE SUB-TOTAL:	1,500.00
											FUND CODE SUB-TOTAL:	1,500.00
070941	0005	08/29/2017	A	Richland Co Grant	03	019	1820	9214	000000	000	1,269.63	
											RCPT CODE SUB-TOTAL:	1,269.63
											FUND CODE SUB-TOTAL:	1,269.63
070941	0003	08/29/2017	A	Richland Co Grant	03	019	1820	9215	000000	000	117.55	
											RCPT CODE SUB-TOTAL:	117.55
											FUND CODE SUB-TOTAL:	117.55
070941	0002	08/29/2017	A	Richland Co Grant	03	019	1820	9216	000000	000	1,500.00	
											RCPT CODE SUB-TOTAL:	1,500.00
											FUND CODE SUB-TOTAL:	1,500.00
070941	0001	08/29/2017	A	Richland Co Grant	03	019	1820	9217	000000	000	902.25	
											RCPT CODE SUB-TOTAL:	902.25
											FUND CODE SUB-TOTAL:	902.25
070969	0002	08/31/2017	A	Richland Bank August Int. 024	03	024	1410	0000	000000	000	540.20	
											RCPT CODE SUB-TOTAL:	540.20
070901	0001	08/07/2017	A	Parker Aug Cobra	03	024	1872	0000	000000	000	1,913.73	
070813	0001	08/10/2017	A	Heck July/August insurance	03	024	1872	0000	000000	000	3,753.82	
070852	0001	08/17/2017	A	Kastran Aug Ins prem	03	024	1872	0000	000000	000	229.45	
070871	0001	08/18/2017	A	Employees' Premiums Aug	03	024	1872	0000	000000	000	54,482.33	
070872	0001	08/18/2017	A	Board's Premiums Aug	03	024	1872	0000	000000	000	320,244.50	

STATUS (STS) CODES:
 A-RECEIPT B-REFUND OF RECEIPT V-VOID REFUND OF RECEIPT X-REDUCTION OF EXPENDITURE
 C-APPROPRIATION OR BUDGET MODIFICATIONS D-EXPENSE/SUPPLIES DISTRIBUTION F-FUND TO FUND TRANSFER

25

TRANS NO	ITEM NO	TRANS DATE	STS	DESCRIPTION OR SOURCE	FI	FUND	RCPT	SPCE	SUBJ	OPU	TRANS AMOUNT	
070274	0001	08/21/2017	A	Ramey Aug ins prem	03	024	1872	0000	000000	000	139.45	
											RCPT CODE SUB-TOTAL:	380,763.28
											FUND CODE SUB-TOTAL:	381,303.48
070800	0001	08/07/2017	A	Art to remember	03	200	1690	9201	000000	000	95.50	
											RCPT CODE SUB-TOTAL:	95.50
											FUND CODE SUB-TOTAL:	95.50
070951	0002	08/31/2017	A	Correct rcpt 70077	03	200	1690	9204	000000	000	453.00	
070951	0004	08/31/2017	A	Correct rcpt 70081	03	200	1690	9204	000000	000	100.50	
											RCPT CODE SUB-TOTAL:	553.50
											FUND CODE SUB-TOTAL:	553.50
070951	0001	08/31/2017	A	Correct Rcpt 70077	03	200	1690	9205	000000	000	453.00-	
070951	0003	08/31/2017	A	Correct rcpt 70081	03	200	1690	9205	000000	000	100.50-	
											RCPT CODE SUB-TOTAL:	553.50-
											FUND CODE SUB-TOTAL:	553.50-
070884	0001	08/22/2017	A	Kona Ice	03	200	1690	9612	000000	000	63.00	
											RCPT CODE SUB-TOTAL:	63.00
											FUND CODE SUB-TOTAL:	63.00
070948	0001	08/30/2017	A	JH PE vending	03	300	1620	9206	000000	000	320.00	
											RCPT CODE SUB-TOTAL:	320.00
											FUND CODE SUB-TOTAL:	320.00

STATUS (STS) CODES:

A-RECEIPT B-REFUND OF RECEIPT V-VOID REFUND OF RECEIPT X-REDUCTION OF EXPENDITURE
 C-APPROPRIATION OR BUDGET MODIFICATIONS D-EXPENSE/SUPPLIES DISTRIBUTION F-FUND TO FUND TRANSFER

LEXINGTON LOCAL SCHOOLS
 TRANS. BY FUND/RCPT, ALL FUNDS
 DATES 08/01/2017 THRU 08/31/2017
 SORTED BY TRANSACTION DATE

TRANS NO	ITEM NO	TRANS DATE	STS	DESCRIPTION OR SOURCE	TI	FUND	RCPT	SPEC	SUB7	OPU	TRANS AMOUNT
070788	0001	08/03/2017	A	2017 Fall Season Tickets	03	300	1610	9600	000000	000	40.00
070789	0001	08/03/2017	A	2017 Fall Season Tickets	03	300	1610	9600	000000	000	220.00
070802	0001	08/08/2017	A	2017 Fall season tickets	03	300	1610	9600	000000	000	100.00
070803	0001	08/08/2017	A	2017 Fall season tickets	03	300	1610	9600	000000	000	50.00
070804	0001	08/08/2017	A	2017 Fall season tickets	03	300	1610	9600	000000	000	270.00
070805	0001	08/08/2017	A	2017 Fall season tickets	03	300	1610	9600	000000	000	360.00
070820	0001	08/10/2017	A	2017 Fall Season Tickets	03	300	1610	9600	000000	000	220.00
070816	0001	08/11/2017	A	2017 Fall season tickets	03	300	1610	9600	000000	000	330.00
070825	0001	08/14/2017	A	2017 Fall Season Tickets	03	300	1610	9600	000000	000	215.00
070877	0001	08/21/2017	A	JH Volleyball Adm 8/19	03	300	1610	9600	000000	714	464.00
070877	0002	08/21/2017	A	JH Volleyball cash overage	03	300	1610	9600	000000	714	6.00
070879	0001	08/21/2017	A	Boys JV soccer adm 8/21	03	300	1610	9600	000000	703	464.00
070879	0002	08/21/2017	A	Girls JV soccer adm	03	300	1610	9600	000000	704	464.00
070885	0001	08/22/2017	A	2017 Fall season tickets	03	300	1610	9600	000000	000	440.00
070891	0001	08/23/2017	A	Var/JV Volleyball adm 8/22	03	300	1610	9600	000000	702	402.00
070892	0001	08/23/2017	A	2017 Fall season tickets	03	300	1610	9600	000000	000	490.00
070902	0001	08/24/2017	A	2017 Fall sports passes	03	300	1610	9600	000000	000	300.00
070904	0001	08/24/2017	A	2017 Fall season tickets	03	300	1610	9600	000000	000	220.00
070906	0001	08/24/2017	A	2017 Fall tickets	03	300	1610	9600	000000	000	460.00
070908	0001	08/24/2017	A	2017 Fall season passes	03	300	1610	9600	000000	000	340.00
070913	0001	08/24/2017	A	2017 Fall tickets	03	300	1610	9600	000000	000	340.00
070918	0001	08/25/2017	A	2017 Fall tickets	03	300	1610	9600	000000	000	740.00
070922	0001	08/25/2017	A	JV/Var Boys Soccer adm 8/24	03	300	1610	9600	000000	703	630.00
070927	0001	08/28/2017	A	Var/JV Volleyball Adm 8/26	03	300	1610	9600	000000	702	270.00
070929	0001	08/28/2017	A	Var/JV Girls Soccer adm 8/26	03	300	1610	9600	000000	704	542.00
070930	0001	08/28/2017	A	JH Football adm 8/24	03	300	1610	9600	000000	713	1,004.00
070931	0001	08/28/2017	A	Var Football adm 8/25	03	300	1610	9600	000000	700	9,786.00
070935	0001	08/28/2017	A	2017 Fall tickets	03	300	1610	9600	000000	000	380.00
070938	0001	08/29/2017	A	Var/JV Volleyball adm 8/28	03	300	1610	9600	000000	702	244.00
070939	0001	08/29/2017	A	JH Volleyball adm 8/28	03	300	1610	9600	000000	714	278.00
070942	0001	08/30/2017	A	2017 Fall Tickets	03	300	1610	9600	000000	000	100.00
070942	0001	08/30/2017	A	JV/Var Boys Soccer adm 8/29	03	300	1610	9600	000000	703	334.00
070943	0001	08/30/2017	A	JH Football Adm 8/29	03	300	1610	9600	000000	713	322.00
RCPT CODE SUB-TOTAL:											20,825.00
070928	0001	08/28/2017	A	Football program sales 8/25	03	300	1620	9600	000000	700	406.00
070928	0002	08/28/2017	A	Overage program sales	03	300	1620	9600	000000	700	21.00
070950	0002	08/31/2017	A	Student T-Shirt sales	03	300	1620	9600	000000	000	945.00
RCPT CODE SUB-TOTAL:											1,372.00
070786	0001	08/01/2017	A	2017/18 Ads	03	300	1690	9600	000000	000	4,420.00
070791	0001	08/03/2017	A	2017/18 Program Ad	03	300	1690	9600	000000	000	195.00

STATUS (STS) CODES:

- A-RECEIPT B-REFUND OF RECEIPT V-VOID REFUND OF RECEIPT X-REDUCTION OF EXPENDITURE
- C-APPROPRIATION OR BUDGET MODIFICATIONS D-EXPENSE/SUPPLIES DISTRIBUTION F-FUND TO FUND TRANSFER

TRANS NO	ITEM NO	TRANS DATE	STS	DESCRIPTION OR SOURCE	TI	FUND	RCPT	SPCC	SUBJ	OPU	TRANS AMOUNT
070792	0001	08/03/2017	A	2017/18 Program Ad	03	300	1690	9600	000000	000	195.00
070793	0001	08/03/2017	A	2017/18 Program Ad	03	300	1690	9600	000000	000	1,425.00
070796	0001	08/03/2017	A	2017/18 Patron mailing	03	300	1690	9600	000000	000	480.00
070797	0001	08/03/2017	A	2017/18 Ads	03	300	1690	9600	000000	000	2,000.00
070806	0001	08/08/2017	A	2017/18 Program ads	03	300	1690	9600	000000	000	195.00
070807	0001	08/08/2017	A	2017/18 Program ads	03	300	1690	9600	000000	000	600.00
070809	0001	08/08/2017	A	2017/18 Patron mailing	03	300	1690	9600	000000	000	270.00
070819	0001	08/10/2017	A	2017/18 Patron mailing	03	300	1690	9600	000000	000	260.00
070818	0001	08/11/2017	A	2017/18 Program Ad	03	300	1690	9600	000000	000	449.00
070821	0001	08/11/2017	A	2017/18 Program Ad	03	300	1690	9600	000000	000	355.00
070822	0001	08/11/2017	A	2017/18 Patron mailing	03	300	1690	9600	000000	000	180.00
070826	0001	08/14/2017	A	2017/18 Program Ad	03	300	1690	9600	000000	000	1,564.00
070828	0001	08/14/2017	A	2017/18 Patron mailing	03	300	1690	9600	000000	000	350.00
070835	0001	08/15/2017	A	2017/18 Patron Sponsor	03	300	1690	9600	000000	000	20.00
070837	0001	08/15/2017	A	2017/18 Program Ad sponsor	03	300	1690	9600	000000	000	195.00
070838	0001	08/15/2017	A	2017 Fall sports passes	03	300	1690	9600	000000	000	300.00
070840	0001	08/16/2017	A	2017/18 Patron mailing	03	300	1690	9600	000000	000	35.00
070842	0001	08/16/2017	A	2017 Fall season tickets	03	300	1690	9600	000000	000	220.00
070843	0001	08/16/2017	A	2017/18 Fall Program Ad	03	300	1690	9600	000000	000	545.00
070854	0001	08/17/2017	A	2017/18 Ads	03	300	1690	9600	000000	000	1,688.60
070865	0001	08/18/2017	A	2017/18 Program ads	03	300	1690	9600	000000	000	355.00
070866	0001	08/18/2017	A	2017 Fall tickets	03	300	1690	9600	000000	000	460.00
070868	0001	08/18/2017	A	2017/18 Program ads	03	300	1690	9600	000000	000	655.00
070876	0001	08/21/2017	A	2017 Fall season passes	03	300	1690	9600	000000	000	340.00
070883	0001	08/22/2017	A	2017/18 Patrons	03	300	1690	9600	000000	000	30.00
070889	0001	08/23/2017	A	2017/18 Program ads	03	300	1690	9600	000000	000	160.00
070890	0001	08/23/2017	A	2017/18 Program ads	03	300	1690	9600	000000	000	350.00
070901	0001	08/24/2017	A	2017 Fall sports passes	03	300	1690	9600	000000	000	300.00-
070903	0001	08/24/2017	A	2017 Fall season tickets	03	300	1690	9600	000000	000	220.00-
070905	0001	08/24/2017	A	2017 Fall tickets	03	300	1690	9600	000000	000	460.00-
070907	0001	08/24/2017	A	2017 Fall season passes	03	300	1690	9600	000000	000	340.00-
070920	0001	08/25/2017	A	2017/18 program ads	03	300	1690	9600	000000	000	1,745.00
070936	0001	08/28/2017	A	Student T-Shirt sales	03	300	1690	9600	000000	000	945.00
070967	0001	08/29/2017	A	Emerson donation	03	300	1690	9600	000000	000	195.00
070946	0001	08/30/2017	A	2017/18 Program sponsor	03	300	1690	9600	000000	000	795.00
070947	0001	08/30/2017	A	2017/18 Ads	03	300	1690	9600	000000	000	1,412.50
070949	0001	08/30/2017	A	2017/18 ad	03	300	1690	9600	000000	000	2,000.00
070950	0001	08/31/2017	A	Student T-Shirt sales	03	300	1690	9600	000000	000	945.00-
RCPT CODE SUB-TOTAL:											23,119.10
070794	0001	08/03/2017	A	2017 Boys Golf Invite fee	03	300	1890	9600	000000	706	285.00
070808	0001	08/08/2017	A	2017 Boys golf invite fee	03	300	1890	9600	000000	706	285.00
070817	0001	08/11/2017	A	Girls Golf entry fee	03	300	1890	9600	000000	706	250.00

STATUS (STS) CODES:

A-RECEIPT B-REFUND OF RECEIPT U-VOID REFUND OF RECEIPT X-REDUCTION OF EXPENDITURE
 C-APPROPRIATION OR BUDGET MODIFICATIONS D-EXPENSE/SUPPLIES DISTRIBUTION F-FUND TO FUND TRANSFER

LEXINGTON LOCAL SCHOOLS
 TRANS. BY FUND/RCPT; ALL FUNDS
 DATES 08/01/2017 THRU 08/31/2017
 SORTED BY TRANSACTION DATE

TRANS NO	ITEM NO	TRANS DATE	STS	DESCRIPTION OR SOURCE	TI	FUND	RCPT	SPCC	SUBV	OPU	TRANS AMOUNT
070823	0001	08/14/2017	A	Cross Country Camp fees	03	300	1890	9600	000000	701	8,210.00
070824	0001	08/14/2017	A	Cross Country Camp fees	03	300	1890	9600	000000	701	710.00
070827	0001	08/14/2017	A	Boys' Golf Invite Entry Fee	03	300	1890	9600	000000	706	285.00
070829	0001	08/14/2017	A	Girls Golf entry fees	03	300	1890	9600	000000	706	700.00
070864	0001	08/18/2017	A	Girls tennis invite fee	03	300	1890	9600	000000	705	250.00
070867	0001	08/18/2017	A	2017 Girls golf invite fee	03	300	1890	9600	000000	706	500.00
070875	0001	08/21/2017	A	2017 Girls Tennis invite fee	03	300	1890	9600	000000	705	250.00
070882	0001	08/21/2017	A	2017 Girls golf invite fee	03	300	1890	9600	000000	706	900.00
070943	0001	08/30/2017	A	2017 Girls Golf invite fee	03	300	1890	9600	000000	706	200.00
070944	0001	08/30/2017	A	2017 Girls Tennis invite fee	03	300	1890	9600	000000	705	250.00
RCPT CODE SUB-TOTAL:											13,075.00
FUND CODE SUB-TOTAL:											58,391.10
070911	0001	08/28/2017	A	IDEA-B Revenue	03	516	4220	9017	000000	000	10,627.91
RCPT CODE SUB-TOTAL:											10,627.91
FUND CODE SUB-TOTAL:											10,627.91
070912	0001	08/28/2017	A	Title I Revenue	03	572	4220	9017	000000	000	12,654.11
RCPT CODE SUB-TOTAL:											12,654.11
FUND CODE SUB-TOTAL:											12,654.11
GRAND TOTAL:											3,252,721.50

STATUS (STS) CODES:

A-RECEIPT B-REFUND OF RECEIPT V-VOID REFUND OF RECEIPT X-REDUCTION OF EXPENDITURE
 C-APPROPRIATION OR BUDGET MODIFICATIONS D-EXPENSE/SUPPLIES DISTRIBUTION F-FUND TO FUND TRANSFER

LEXINGTON LOCAL SCHOOLS
 Revenue Account Summary
 SORTED BY FUND-SCC/ACCT

	FYTD Receivable	FYTD Actual Receipts	MTD Actual Receipts	YTD Actual Receipts	FYTD Balance Receivable	FYTD Percent Received
*****TOTAL FOR FUND-SCC 001 0000 (GENERAL FUND):	23,769,839.00	6,891,930.55	2,683,964.45	19,427,770.94	16,877,908.45	28.99
*****TOTAL FOR FUND-SCC 003 0000 (PERMANENT IMPROVEMENT FUND):	690,237.00	261,766.06	65,714.56	643,213.18	420,470.94	37.92
*****TOTAL FOR FUND-SCC 006 0000 (FOOD SERVICE FUND):	747,980.00	26,782.27	26,762.27	465,931.82	721,197.73	3.58
*****TOTAL FOR FUND-SCC 007 9100 (LEXINGTON MINUTEMEN ACADEMIC SCHOLARSHIP FUND):	1,326.00	26.29	16.24	230.37	1,299.71	1.98
*****TOTAL FOR FUND-SCC 007 9800 (TERRY McCANNON SCHOLARSHIP FUND):	103.00	22.83	13.89	82.65	85.17	21.14
*****TOTAL FOR FUND-SCC 007 9801 (MINUTEMAN ALUMNI SCHOLARSHIP FUND):	13.00	0.00	0.00	6.13	13.00	0.00
*****TOTAL FOR FUND-SCC 018 9100 (HIGH SCHOOL PRINCIPAL'S FUND):	11,507.00	883.63	883.63	8,863.34	10,623.37	7.68
*****TOTAL FOR FUND-SCC 018 9200 (JUNIOR HIGH PRINCIPAL'S FUND):	7,012.00	4,460.38	4,460.38	6,789.37	2,551.62	63.61
*****TOTAL FOR FUND-SCC 018 9300 (EASTERN PRINCIPAL'S FUND):	10,568.00	110.25	110.25	7,918.93	10,457.75	1.04
*****TOTAL FOR FUND-SCC 018 9301 (EASTERN ELEMENTARY BOOKFAIR/BOXTOPS FUND):	3,743.00	0.00	0.00	3,743.46	3,743.00	0.00

*** NOTE!! ONLY ACTIVE ACCOUNTS HAVE BEEN SELECTED, TOTALS MAY EXCLUDE AMOUNTS THAT ARE RELATED TO INACTIVE ACCOUNTS. ***

LEXINGTON LOCAL SCHOOLS
 Revenue Account Summary
 SORTED BY FUND-SCC/ACCT

	FYTD Receivable	FYTD Actual Receipts	MTD Actual Receipts	YTD Actual Receipts	FYTD Balance Receivable	FYTD Percent Received
*****TOTAL FOR FUND-SCC 018 9400 (CENTRAL PRINCIPAL'S FUND):	6,698.00	250.00	250.00	2,975.59	6,448.00	3.73
*****TOTAL FOR FUND-SCC 018 9401 (CENTRAL ELEMENTARY BOOKFAIR FUND):	5,727.00	0.00	0.00	2,110.48	5,727.00	0.00
*****TOTAL FOR FUND-SCC 018 9402 (CENTRAL ELEMENTARY ART):	1,750.00	0.00	0.00	1,750.00	1,750.00	0.00
*****TOTAL FOR FUND-SCC 018 9500 (WESTERN PRINCIPAL'S FUND):	9,695.00	1,770.78	1,770.78	7,094.55	7,924.22	18.26
*****TOTAL FOR FUND-SCC 018 9501 (WESTERN ELEMENTARY BOOKFAIR/BOXTOPS FUND):	6,253.00	0.00	0.00	2,732.36	6,253.00	0.00
*****TOTAL FOR FUND-SCC 018 9503 (WESTERN ELEMENTARY ART):	1,900.00	0.00	0.00	1,900.00	1,900.00	0.00
*****TOTAL FOR FUND-SCC 019 9121 (CENTRAL ELEMENTARY PTO GRANTS):	2,158.00	26.60	10.18	105.99	2,131.40	1.23
*****TOTAL FOR FUND-SCC 019 9122 (EASTERN ELEMENTARY PTO GRANTS):	2,358.00	26.58	10.17	305.97	2,331.42	1.13
*****TOTAL FOR FUND-SCC 019 9123 (WESTERN ELEMENTARY PTO GRANTS):	2,158.00	26.58	10.17	106.00	2,131.42	1.23
*****TOTAL FOR FUND-SCC 019 9208 (RICHLAND CO FOUND-BUILD A COMM OF READERS):	500.00	0.00	0.00	0.00	500.00	0.00

*** NOTE!! ONLY ACTIVE ACCOUNTS HAVE BEEN SELECTED, TOTALS MAY EXCLUDE AMOUNTS THAT ARE RELATED TO INACTIVE ACCOUNTS. ***

	FYTD Receivable	FYTD Actual Receipts	MTD Actual Receipts	YTD Actual Receipts	FYTD Balance Receivable	FYTD Percent Received
*****TOTAL FOR FUND-SCC 019 9209 (RICH CO FOUND-LEARN TO READ FOR A LIFETIME):	1,199.00	0.00	0.00	0.00	1,199.00	0.00
*****TOTAL FOR FUND-SCC 019 9210 (RICH CO FOUND-MULTI-SENS APPROACH TO LEARNING):	832.00	0.00	0.00	0.00	832.00	0.00
*****TOTAL FOR FUND-SCC 019 9211 (RICH CO FOUND-BEE AWARENESS):	673.00	0.00	0.00	0.00	673.00	0.00
*****TOTAL FOR FUND-SCC 019 9212 (RICH CO FOUND-DONT LET THE PIGEON STOP TALK):	624.00	0.00	0.00	0.00	624.00	0.00
*****TOTAL FOR FUND-SCC 019 9213 (RICH CO FOUND-BRAIN GAMES 5.0):	0.00	1,500.00	1,500.00	1,500.00	1,500.00-	0.00
*****TOTAL FOR FUND-SCC 019 9214 (RICH CO FOUND-TALKING SENSE TO OUR NUMBERS):	0.00	1,269.63	1,269.63	1,269.63	1,269.63-	0.00
*****TOTAL FOR FUND-SCC 019 9215 (RICH CO FOUND-SEE THE CIVILIZATION):	0.00	117.55	117.55	117.55	117.55-	0.00
*****TOTAL FOR FUND-SCC 019 9216 (RICH CO FOUND-SCIENCE OLYMPIAD):	0.00	1,500.00	1,500.00	1,500.00	1,500.00-	0.00
*****TOTAL FOR FUND-SCC 019 9217 (RICH CO FOUND-KICK BACK WITH CLASSICS):	0.00	902.25	902.25	902.25	902.25-	0.00
*****TOTAL FOR FUND-SCC 019 9502 (RICHLAND CO HMG SENSORY GRANT):	2,000.00	0.00	0.00	2,000.00	2,000.00	0.00

*** NOTE!! ONLY ACTIVE ACCOUNTS HAVE BEEN SELECTED, TOTALS MAY EXCLUDE AMOUNTS THAT ARE RELATED TO INACTIVE ACCOUNTS. ***

	FYTD Receivable	FYTD Actual Receipts	MTD Actual Receipts	YTD Actual Receipts	FYTD Balance Receivable	FYTD Percent Received
*****TOTAL FOR FUND-SCC 022 9601 (OHSA TOURNAMENT AGENCY FUND):	69,861.00	2,096.44-	0.00	48,092.00	71,957.44	3.00-
*****TOTAL FOR FUND-SCC 024 0000 (EMPLOYEE BENEFITS FUND FOR MEDICAL/DENTAL):	4,642,786.00	755,237.90	381,303.48	3,000,293.67	3,887,548.10	16.27
*****TOTAL FOR FUND-SCC 200 9102 (HIGH SCHOOL DRAMA CLUB):	30,258.00	0.00	0.00	26,943.00	30,258.00	0.00
*****TOTAL FOR FUND-SCC 200 9104 (HIGH SCHOOL LEADERSHIP COUNCIL):	2,806.00	0.00	0.00	0.00	2,806.00	0.00
*****TOTAL FOR FUND-SCC 200 9105 (HIGH SCHOOL FRENCH CLUB):	240.00	0.00	0.00	0.00	240.00	0.00
*****TOTAL FOR FUND-SCC 200 9107 (HIGH SCHOOL SPANISH CLUB):	790.00	0.00	0.00	25.00	790.00	0.00
*****TOTAL FOR FUND-SCC 200 9108 (HIGH SCHOOL LEO CLUB):	1,557.00	0.00	0.00	18.26	1,557.00	0.00
*****TOTAL FOR FUND-SCC 200 9114 (HIGH SCHOOL STUDENT COUNCIL FUND):	872.00	0.00	0.00	525.69	872.00	0.00
*****TOTAL FOR FUND-SCC 200 9115 (HIGH SCHOOL KEY CLUB):	366.00	0.00	0.00	5.00	366.00	0.00
*****TOTAL FOR FUND-SCC 200 9116 (HIGH SCHOOL CHESS CLUB):	50.00	0.00	0.00	50.00	50.00	0.00

*** NOTE!! ONLY ACTIVE ACCOUNTS HAVE BEEN SELECTED, TOTALS MAY EXCLUDE AMOUNTS THAT ARE RELATED TO INACTIVE ACCOUNTS. ***

LEXINGTON LOCAL SCHOOLS
 Revenue Account Summary
 SORTED BY FUND-SCC/ACCT

	FYTD Receivable	FYTD Actual Receipts	MTD Actual Receipts	YTD Actual Receipts	FYTD Balance Receivable	FYTD Percent Received
*****TOTAL FOR FUND-SCC 200 9119 (HIGH SCHOOL YEARBOOK FUND):	18,754.00	0.00	0.00	11,199.00	18,754.00	0.00
*****TOTAL FOR FUND-SCC 200 9121 (HIGH SCHOOL NATIONAL HONOR SOCIETY):	2,766.00	0.00	0.00	2,766.07	2,766.00	0.00
*****TOTAL FOR FUND-SCC 200 9201 (JUNIOR HIGH ART CLUB):	276.00	95.50	95.50	212.39	180.50	34.60
*****TOTAL FOR FUND-SCC 200 9204 (JUNIOR HIGH STUDENT COUNCIL FUND):	721.00	553.50	553.50	664.50	167.50	76.77
*****TOTAL FOR FUND-SCC 200 9205 (JUNIOR HIGH LIBRARY CLUB):	554.00	553.50-	553.50-	0.00	1,107.50	99.91-
*****TOTAL FOR FUND-SCC 200 9301 (EASTERN ELEMENTARY STUDENT ACTIVITY FUND):	2,445.00	0.00	0.00	1,129.21	2,445.00	0.00
*****TOTAL FOR FUND-SCC 200 9611 (HIGH SCHOOL INFORMED TEENS FUND):	146.00	0.00	0.00	200.00	146.00	0.00
*****TOTAL FOR FUND-SCC 200 9612 (JUNIOR HIGH INFORMED TEENS FUND):	484.00	63.00	63.00	436.30	421.00	13.02
*****TOTAL FOR FUND-SCC 300 9115 (JAZZ BAND):	2,438.00	0.00	0.00	2,438.00	2,438.00	0.00
*****TOTAL FOR FUND-SCC 300 9116 (CHOIR):	50.00	0.00	0.00	0.00	50.00	0.00

*** NOTE!! ONLY ACTIVE ACCOUNTS HAVE BEEN SELECTED, TOTALS MAY EXCLUDE AMOUNTS THAT ARE RELATED TO INACTIVE ACCOUNTS. ***

	FYTD Receivable	FYTD Actual Receipts	MTD Actual Receipts	YTD Actual Receipts	FYTD Balance Receivable	FYTD Percent Received
*****TOTAL FOR FUND-SCC 300 9206 (JUNIOR HIGH PHYS ED DEPARTMENT FUND):	2,640.00	320.00	320.00	1,620.00	2,320.00	12.12
*****TOTAL FOR FUND-SCC 300 9600 (ATHLETIC FUND):	256,736.00	77,379.54	58,391.10	142,966.67	179,356.46	30.14
*****TOTAL FOR FUND-SCC 300 9603 (ELEMENTARY MUSIC):	223.00	0.00	0.00	222.50	223.00	0.00
*****TOTAL FOR FUND-SCC 451 9017 (Network Connectivity FY 2017):	0.00	0.00	0.00	4,500.00	0.00	0.00
*****TOTAL FOR FUND-SCC 451 9018 (Network Connectivity FY 2018):	9,000.00	0.00	0.00	0.00	9,000.00	0.00
*****TOTAL FOR FUND-SCC 516 9017 (IDEA-B SPECIAL EDUCATION FY17):	114,221.06	59,727.28	10,627.91	213,079.11	54,493.78	52.29
*****TOTAL FOR FUND-SCC 516 9018 (IDEA-B SPECIAL EDUCATION FY18):	427,333.82	0.00	0.00	0.00	427,333.82	0.00
*****TOTAL FOR FUND-SCC 572 9017 (TITLE I FY17):	181,992.96	108,541.54	12,654.11	257,706.61	73,451.42	59.64
*****TOTAL FOR FUND-SCC 572 9018 (TITLE I FY18):	252,616.32	0.00	0.00	0.00	252,616.32	0.00
*****TOTAL FOR FUND-SCC 587 9017 (EARLY CHILDHOOD SPECIAL EDUCATION IDEA FY17):	2,377.62	293.23	0.00	1,605.85	2,084.39	12.33

*** NOTE!! ONLY ACTIVE ACCOUNTS HAVE BEEN SELECTED, TOTALS MAY EXCLUDE AMOUNTS THAT ARE RELATED TO INACTIVE ACCOUNTS. ***

LEXINGTON LOCAL SCHOOLS
 Revenue Account Summary
 SORTED BY FUND-ACC/ACCT

	FYTD Receivable	FYTD Actual Receipts	MTD Actual Receipts	YTD Actual Receipts	FYTD Balance Receivable	FYTD Percent Received
*****TOTAL FOR FUND-ACC 587 9018 (EARLY CHILDHOOD SPECIAL EDUCATION IDEA FY18):	14,544.71	0.00	0.00	0.00	14,544.71	0.00
*****TOTAL FOR FUND-ACC 590 9017 (TITLE II-A IMPROVING TEACHER QUALITY FY17):	0.00	0.00	0.00	19,800.09	0.00	0.00
*****TOTAL FOR FUND-ACC 590 9018 (TITLE II-A IMPROVING TEACHER QUALITY FY18):	59,468.88	0.00	0.00	0.00	59,468.88	0.00
*****GRAND TOTALS:	31,384,232.37	8,192,933.78	3,252,721.50	24,407,507.48	23,193,298.59	26.10

*** NOTE!! ONLY ACTIVE ACCOUNTS HAVE BEEN SELECTED, TOTALS MAY EXCLUDE AMOUNTS THAT ARE RELATED TO INACTIVE ACCOUNTS. ***

LEXINGTON LOCAL SCHOOLS
 Appropriation Account Summary
 SORTED BY FUND-SEC

FYTD Appropriated	Prior FY Carryover Encumbrances	FYTD Expendable	FYTD Actual Expenditures	MTD Actual Expenditures	Current Encumbrances	FYTD Unencumbered Balance	FYTD Percent Exp/Enc
*****TOTAL FOR FUND-SEC 001 0000 (GENERAL FUND):							
11,778,900.00	229,036.40	12,007,936.40	3,896,702.95	2,126,062.02	2,363,864.99	5,747,368.46	52.14
*****TOTAL FOR FUND-SEC 003 0000 (PERMANENT IMPROVEMENT FUND):							
403,606.00	5,373.00	408,979.00	608,851.34	133,726.70	84,118.87	283,991.21	169.44
*****TOTAL FOR FUND-SEC 006 0000 (FOOD SERVICE FUND):							
382,196.00	0.00	382,196.00	96,959.62	55,344.82	229,565.56	55,670.82	85.43
*****TOTAL FOR FUND-SEC 007 9100 (LEXINGTON MINUTEMEN ACADEMIC SCHOLARSHIP FUND):							
2,871.00	500.00	3,371.00	0.00	0.00	5,500.00	2,129.00	163.16
*****TOTAL FOR FUND-SEC 007 9800 (TERRY MCCANNON SCHOLARSHIP FUND):							
375.00	0.00	375.00	500.00	500.00	0.00	125.00	133.33
*****TOTAL FOR FUND-SEC 007 9801 (MINUTEMEN ALUMNI SCHOLARSHIP FUND):							
1,004.00	0.00	1,004.00	0.00	0.00	0.00	1,004.00	0.00
*****TOTAL FOR FUND-SEC 018 9100 (HIGH SCHOOL PRINCIPAL'S FUND):							
5,509.00	495.00	6,004.00	631.25	611.25	1,495.00	3,877.75	35.41
*****TOTAL FOR FUND-SEC 018 9200 (JUNIOR HIGH PRINCIPAL'S FUND):							
4,836.00	984.50	5,820.50	0.00	0.00	8,829.50	3,009.00	151.70
*****TOTAL FOR FUND-SEC 018 9300 (EASTERN PRINCIPAL'S FUND):							
4,855.00	31.25	4,886.25	0.00	0.00	850.25	4,036.00	17.40
*****TOTAL FOR FUND-SEC 018 9301 (EASTERN ELEMENTARY BOOKFAIR/BOXTOPS FUND):							
3,750.00	0.00	3,750.00	158.79	158.79	4,569.57	978.36	126.09

*** NOTE!! ONLY ACTIVE ACCOUNTS HAVE BEEN SELECTED, TOTALS MAY EXCLUDE AMOUNTS THAT ARE RELATED TO INACTIVE ACCOUNTS. ***

LEXINGTON LOCAL SCHOOLS
 Appropriation Account Summary
 SORTED BY FUND-SCC

FYTD Appropriated	Prior FY Carryover Encumbrances	FYTD Expendable	FYTD Actual Expenditures	MTD Actual Expenditures	Current Encumbrances	FYTD Unencumbered Balance	FYTD Percent Exp/Enc
*****TOTAL FOR FUND-SCC 018 9302 (EASTERN ELEMENTARY MATH):							
1,072.16	0.00	1,072.16	0.00	0.00	0.00	1,072.16	0.00
*****TOTAL FOR FUND-SCC 018 9400 (CENTRAL PRINCIPAL'S FUND):							
5,250.00	1,127.21	6,377.21	253.04	253.04	1,474.17	4,650.00	27.08
*****TOTAL FOR FUND-SCC 018 9401 (CENTRAL ELEMENTARY BOOKFAIR FUND):							
4,204.00	2,500.00	6,704.00	1,087.47	1,087.47	0.00	5,616.53	16.22
*****TOTAL FOR FUND-SCC 018 9402 (CENTRAL ELEMENTARY ART):							
702.00	0.00	702.00	0.00	0.00	0.00	702.00	0.00
*****TOTAL FOR FUND-SCC 018 9500 (WESTERN PRINCIPAL'S FUND):							
6,575.00	1,702.29	8,277.29	0.00	0.00	1,914.29	6,363.00	23.07
*****TOTAL FOR FUND-SCC 018 9501 (WESTERN ELEMENTARY BOOKFAIR/BOXTOPS FUND):							
4,179.00	0.00	4,179.00	0.00	0.00	484.70	3,694.30	11.60
*****TOTAL FOR FUND-SCC 018 9503 (WESTERN ELEMENTARY ART):							
734.00	0.00	734.00	0.00	0.00	0.00	734.00	0.00
*****TOTAL FOR FUND-SCC 018 9901 (JUNIOR HIGH TEACHER ADVISORY FUND):							
55.00	0.00	55.00	0.00	0.00	0.00	55.00	0.00
*****TOTAL FOR FUND-SCC 019 9001 (ACADEMIC BOOSTERS GRANTS):							
385.00	0.00	385.00	0.00	0.00	0.00	385.00	0.00
*****TOTAL FOR FUND-SCC 019 9121 (CENTRAL ELEMENTARY PTO GRANTS):							
1,205.00	0.00	1,205.00	33.95	33.95	1,500.05	337.00-	127.97

*** NOTE!! ONLY ACTIVE ACCOUNTS HAVE BEEN SELECTED, TOTALS MAY EXCLUDE AMOUNTS THAT ARE RELATED TO INACTIVE ACCOUNTS. ***

LEXINGTON LOCAL SCHOOLS
 Appropriation Account Summary
 SORTED BY FUND-SCC

FYTD Appropriated	Prior FY Carryover Encumbrances	FYTD Expendable	FYTD Actual Expenditures	MTD Actual Expenditures	Current Encumbrances	FYTD Unencumbered Balance	FYTD Percent Exp/Enc
*****TOTAL FOR FUND-SCC 019 9122 (EASTERN ELEMENTARY PTO GRANTS):							
903.00	100.00	1,003.00	0.00	0.00	834.43	168.57	83.19
*****TOTAL FOR FUND-SCC 019 9123 (WESTERN ELEMENTARY PTO GRANTS):							
1,839.00	412.68	2,250.68	340.11	340.11	1,140.13	770.44	65.77
*****TOTAL FOR FUND-SCC 019 9213 (RICH CO FOUND-BRAIN GAMES 5.0):							
0.00	0.00	0.00	0.00	0.00	1,500.00	1,500.00	0.00
*****TOTAL FOR FUND-SCC 019 9214 (RICH CO FOUND-TALKING SENSE TO OUR NUMBERS):							
0.00	0.00	0.00	0.00	0.00	473.73	473.73	0.00
*****TOTAL FOR FUND-SCC 019 9502 (RICHLAND CO HMG SENSORY GRANT):							
0.00	2,000.00	2,000.00	1,523.37	0.00	476.63	0.00	100.00
*****TOTAL FOR FUND-SCC 022 9601 (OHSAAs TOURNAMENT AGENCY FUND):							
35,241.00	1,884.30	37,127.30	160.82	0.00	1,806.30	35,160.18	5.30
*****TOTAL FOR FUND-SCC 024 0000 (EMPLOYEE BENEFITS FUND FOR MEDICAL/DENTAL):							
2,259,126.00	0.00	2,259,126.00	986,284.77	453,866.88	362,441.16	910,400.07	59.70
*****TOTAL FOR FUND-SCC 200 9101 (HIGH SCHOOL ART CLUB):							
47.00	0.00	47.00	0.00	0.00	0.00	47.00	0.00
*****TOTAL FOR FUND-SCC 200 9102 (HIGH SCHOOL DRAMA CLUB):							
8,402.00	0.00	8,402.00	2,250.00	0.00	300.00	5,852.00	30.35
*****TOTAL FOR FUND-SCC 200 9103 (HIGH SCHOOL MATH CLUB):							
26.00	0.00	26.00	0.00	0.00	0.00	26.00	0.00

*** NOTE!! ONLY ACTIVE ACCOUNTS HAVE BEEN SELECTED, TOTALS MAY EXCLUDE AMOUNTS THAT ARE RELATED TO INACTIVE ACCOUNTS. ***

LEXINGTON LOCAL SCHOOLS
 Appropriation Account Summary
 SORTED BY FUND-SCC

FYTD Appropriated	Prior FY Carryover Encumbrances	FYTD Expendable	FYTD Actual Expenditures	MTD Actual Expenditures	Current Encumbrances	FYTD Unencumbered Balance	FYTD Percent Exp/Enc
*****TOTAL FOR FUND-SCC 200 9104 (HIGH SCHOOL LEADERSHIP COUNCIL):							
1,827.00	110.00	1,937.00	0.00	0.00	110.00	1,827.00	5.68
*****TOTAL FOR FUND-SCC 200 9105 (HIGH SCHOOL FRENCH CLUB):							
148.00	0.00	148.00	0.00	0.00	0.00	148.00	0.00
*****TOTAL FOR FUND-SCC 200 9107 (HIGH SCHOOL SPANISH CLUB):							
896.00	0.00	896.00	0.00	0.00	0.00	896.00	0.00
*****TOTAL FOR FUND-SCC 200 9108 (HIGH SCHOOL LEO CLUB):							
1,905.00	144.47	2,129.47	0.00	0.00	1,600.00	529.47	75.14
*****TOTAL FOR FUND-SCC 200 9114 (HIGH SCHOOL STUDENT COUNCIL FUND):							
1,007.00	0.00	1,007.00	0.00	0.00	3,660.00	2,653.00	363.46
*****TOTAL FOR FUND-SCC 200 9115 (HIGH SCHOOL KEY CLUB):							
1,000.00	0.00	1,000.00	0.00	0.00	0.00	1,000.00	0.00
*****TOTAL FOR FUND-SCC 200 9116 (HIGH SCHOOL CHESS CLUB):							
181.00	0.00	181.00	0.00	0.00	0.00	181.00	0.00
*****TOTAL FOR FUND-SCC 200 9119 (HIGH SCHOOL YEARBOOK FUND):							
19,752.00	15,500.00	35,252.00	0.00	0.00	15,500.00	19,752.00	43.97
*****TOTAL FOR FUND-SCC 200 9120 (HIGH SCHOOL JOURNALISM FUND):							
250.00	0.00	250.00	0.00	0.00	0.00	250.00	0.00
*****TOTAL FOR FUND-SCC 200 9121 (HIGH SCHOOL NATIONAL HONOR SOCIETY):							
1,562.00	197.72	1,759.72	457.00	72.00	600.00	702.72	60.07

*** NOTE!! ONLY ACTIVE ACCOUNTS HAVE BEEN SELECTED, TOTALS MAY EXCLUDE AMOUNTS THAT ARE RELATED TO INACTIVE ACCOUNTS. ***

LEXINGTON LOCAL SCHOOLS
 Appropriation Account Summary
 SORTED BY FUND-SCC

FYTD Appropriated	Prior FY Carryover Encumbrances	FYTD Expendable	FYTD Actual Expenditures	MTD Actual Expenditures	Current Encumbrances	FYTD Unencumbered Balance	FYTD Percent Exp/Enc
*****TOTAL FOR FUND-SCC 200 9160 (HIGH SCHOOL GERMAN CLUB):							
23.00	0.00	23.00	0.00	0.00	0.00	23.00	0.00
*****TOTAL FOR FUND-SCC 200 9201 (JUNIOR HIGH ART CLUB):							
57.00	0.00	57.00	0.00	0.00	0.00	57.00	0.00
*****TOTAL FOR FUND-SCC 200 9204 (JUNIOR HIGH STUDENT COUNCIL FUND):							
577.00	0.00	577.00	0.00	0.00	250.00	327.00	45.33
*****TOTAL FOR FUND-SCC 200 9205 (JUNIOR HIGH LIBRARY CLUB):							
39.00	0.00	39.00	0.00	0.00	0.00	39.00	0.00
*****TOTAL FOR FUND-SCC 200 9301 (EASTERN ELEMENTARY STUDENT ACTIVITY FUND):							
1,259.00	0.00	1,259.00	0.00	0.00	500.00	759.00	39.71
*****TOTAL FOR FUND-SCC 200 9401 (CENTRAL ELEMENTARY STUDENT ACTIVITY FUND):							
191.00	0.00	191.00	0.00	0.00	0.00	191.00	0.00
*****TOTAL FOR FUND-SCC 200 9611 (HIGH SCHOOL INFORMED TEENS FUND):							
125.00	0.00	125.00	0.00	0.00	0.00	125.00	0.00
*****TOTAL FOR FUND-SCC 200 9612 (JUNIOR HIGH INFORMED TEENS FUND):							
250.00	0.00	250.00	0.00	0.00	0.00	250.00	0.00
*****TOTAL FOR FUND-SCC 300 9115 (JAZZ BAND):							
1,000.00	0.00	1,000.00	0.00	0.00	0.00	1,000.00	0.00
*****TOTAL FOR FUND-SCC 300 9116 (CHOIR):							
630.00	0.00	630.00	0.00	0.00	300.00	330.00	47.62

*** NOTE!! ONLY ACTIVE ACCOUNTS HAVE BEEN SELECTED, TOTALS MAY EXCLUDE AMOUNTS THAT ARE RELATED TO INACTIVE ACCOUNTS. ***

LEXINGTON LOCAL SCHOOLS
 Appropriation Account Summary
 SORTED BY FUND-SCC

FYTD Appropriated	Prior FY Carryover Encumbrances	FYTD Expendable	FYTD Actual Expenditures	MTD Actual Expenditures	Current Encumbrances	FYTD Unencumbered Balance	FYTD Percent Exp/Enc
*****TOTAL FOR FUND-SCC 300 9206 (JUNIOR HIGH PHYS ED) DEPARTMENT FUND):							
2,907.00	0.00	2,907.00	556.42	556.42	2,393.58	43.00-	101.48
*****TOTAL FOR FUND-SCC 300 9210 (JR HIGH INSTRUMENTAL):							
21.00	0.00	21.00	0.00	0.00	0.00	21.00	0.00
*****TOTAL FOR FUND-SCC 300 9600 (ATHLETIC FUND):							
133,291.00	10,130.20	143,421.20	41,757.95	39,342.00	120,060.50	18,397.25-	112.83
*****TOTAL FOR FUND-SCC 300 9602 (ORCHESTRA):							
32.00	0.00	32.00	0.00	0.00	0.00	32.00	0.00
*****TOTAL FOR FUND-SCC 300 9603 (ELEMENTARY MUSIC):							
570.00	0.00	570.00	0.00	0.00	0.00	570.00	0.00
*****TOTAL FOR FUND-SCC 300 9605 (BAND):							
116.00	0.00	116.00	0.00	0.00	0.00	116.00	0.00
*****TOTAL FOR FUND-SCC 451 9017 (Network Connectivity FY 2017):							
4,500.00	0.00	4,500.00	0.00	0.00	0.00	4,500.00	0.00
*****TOTAL FOR FUND-SCC 451 9018 (Network Connectivity FY 2018):							
0.00	0.00	0.00	0.00	0.00	9,000.00	9,000.00-	0.00
*****TOTAL FOR FUND-SCC 516 9016 (IDEA-B SPECIAL EDUCATION FY16):							
10,160.00	0.00	10,160.00	0.00	0.00	0.00	10,160.00	0.00
*****TOTAL FOR FUND-SCC 516 9017 (IDEA-B SPECIAL EDUCATION FY17):							
212,543.00	6,509.98	219,052.98	18,401.07	3,480.86	153,869.25	46,782.64	78.64

*** NOTE!! ONLY ACTIVE ACCOUNTS HAVE BEEN SELECTED, TOTALS MAY EXCLUDE AMOUNTS THAT ARE RELATED TO INACTIVE ACCOUNTS. ***

LEXINGTON LOCAL SCHOOLS
 Appropriation Account Summary
 SORTED BY FUND-SCC

FYTD Appropriated	Prior FY Carryover Encumbrances	FYTD Expendable	FYTD Actual Expenditures	MTD Actual Expenditures	Current Encumbrances	FYTD Unencumbered Balance	FYTD Percent Exp/Enc
*****TOTAL FOR FUND-SCC 516 9018 (IDEA-B SPECIAL EDUCATION FY18):							
0.00	0.00	0.00	17,163.37	9,058.64	99,466.45	116,629.82-	0.00
*****TOTAL FOR FUND-SCC 572 9016 (TITLE I FY16):							
20,385.00	0.00	20,385.00	0.00	0.00	0.00	20,385.00	0.00
*****TOTAL FOR FUND-SCC 572 9017 (TITLE I FY17):							
209,615.00	4,441.79	214,056.79	21,609.96	10,977.40	3,691.79	188,755.04	11.82
*****TOTAL FOR FUND-SCC 572 9018 (TITLE I FY18):							
0.00	0.00	0.00	5,012.92	4,166.32	22,242.18	27,255.10-	0.00
*****TOTAL FOR FUND-SCC 587 9017 (EARLY CHILDHOOD SPECIAL EDUCATION IDEA FY17):							
2,021.00	0.00	2,021.00	0.00	0.00	0.00	2,021.00	0.00
*****TOTAL FOR FUND-SCC 587 9018 (EARLY CHILDHOOD SPECIAL EDUCATION IDEA FY18):							
0.00	0.00	0.00	316.97	316.97	222.95	539.92-	0.00
*****TOTAL FOR FUND-SCC 590 9017 (TITLE II-A IMPROVING TEACHER QUALITY FY17):							
20,608.00	0.00	20,608.00	0.00	0.00	0.00	20,608.00	0.00
*****GRAND TOTALS:							
15,567,394.14	283,182.79	15,850,576.93	5,701,013.16	2,839,955.64	3,506,614.03	6,642,949.76	58.09

*** NOTE!! ONLY ACTIVE ACCOUNTS HAVE BEEN SELECTED, TOTALS MAY EXCLUDE AMOUNTS THAT ARE RELATED TO INACTIVE ACCOUNTS. ***