

LEXINGTON LOCAL SCHOOLS



FINANCIAL REPORT
FOR THE PERIOD ENDING
DECEMBER 31, 2016

PREPARED BY
JASON WHITESEL, TREASURER

DATE: 01/05/2017
TIME: 10:15

LEXINGTON LOCAL SCHOOLS
CASH RECONCILIATION AS OF 12/31/2016

PAGE: 1
(USAEMSED)

	SUB-TOTALS	TOTALS
	-----	-----
Gross Depository Balances:		
RICHLAND BANK MMA 5719	\$ 2,778,257.61	
RICHLAND BANK SWEEP ACCT 3520	1,025,498.46	
RICHLAND BANK GENERAL ACCT 0580	300,000.00	
RICHLAND BANK ANTHEM SWEEP 3523	607,538.99	
RICHLAND BANK EE BENEFITS 3180	0.00	
RICHLAND BANK PAYROLL ACCT 9780	3,727.79	
RICHLAND BANK ATHLETIC ACCT 3280	2,105.00	

Total Depository Balances (Gross)		\$ 4,717,127.85
Adjustments to Bank Balance:		
Cash in Transit to Bank	\$ 4,799.00	
Outstanding Checks	172,924.62-	
Adjustments	0.00	

Total Adjustments to Bank Balance		168,125.62-
Investments:		
Treasury Bonds and Notes	\$ 1,075,284.50	
Certificate of Deposits	2,925,000.00	
Other Securities	0.00	
Other Investments:		
Richland Bank - Money Market	29,777.45	

Total Investments		4,030,061.95
Cash on Hand:		
Petty Cash:		
TREASURER'S OFFICE	\$ 100.00	
HIGH SCHOOL	50.00	
JUNIOR HIGH SCHOOL	50.00	
EASTERN, CENTRAL, WESTERN	150.00	
Change Cash:		
ATHLETIC CHANGE	\$ 3,000.00	
CAFETERIA CHANGE	440.00	
JUNIOR HIGH SCHOOL	100.00	
Cash with Fiscal Agent	0.00	

Total Cash on Hand		3,890.00

Total Balances		\$ 8,582,954.18
		=====
Total Fund Balance		\$ 8,582,954.18
		=====
Depository Clearance Accounts:		

Total Clearance Account Balances		\$ 0.00

James D. Whitehead

December 01, 2016 To December 31, 2016

Account Name : Lexington Local SD Managing Agency

Account No : 5750

Summary Of Investment Holdings

Quantity	Description			Unit Value	Market Value	Tax Cost	Estimated Ann Inc	Yield To Mkt
<u>Money Market - Taxable</u>								
29,777.45	Northern Instl Government Select Portfolio			1.0000	29,777.45	29,777.45	113.15	0.38%
Totals					29,777.45	29,777.45	113.15	0.38%
<u>Marketable CD</u>								
100,000	Transportation Alliance Ek	0.800%	07/05/2017	100.0702	100,070.20	100,000.00	800.00	0.80%
200,000	Apple Bank for Savings	0.850%	10/06/2017	100.0730	200,146.00	200,000.00	1,700.00	0.85%
200,000	Wells Fargo Bank NA	1.000%	12/06/2017	100.0514	200,102.80	200,000.00	2,000.00	1.00%
150,000	Comenity Capital Bank	1.150%	08/29/2018	99.4984	149,247.60	150,000.00	1,725.00	1.16%
200,000	Franklin Synergy Bank	1.100%	10/09/2018	100.0113	200,022.60	200,000.00	2,200.00	1.10%
200,000	Farm Bureau Bank	1.100%	12/17/2018	99.5459	199,091.80	200,000.00	2,200.00	1.11%
150,000	Ally Bank Midvale UT	1.450%	02/11/2019	100.5159	150,773.85	150,000.00	2,175.00	1.44%
200,000	Capital One Bank USA	1.200%	08/12/2019	98.9706	197,941.20	200,000.00	2,400.00	1.21%
100,000	First Financial NW Inc WA	1.450%	08/19/2019	99.9033	99,903.30	100,000.00	1,450.00	1.45%
200,000	Abacus Federal Savings Bank	1.250%	09/17/2019	99.2998	198,599.60	200,000.00	2,500.00	1.26%
200,000	Alma Bank NY	1.300%	06/10/2020	98.7258	197,451.60	200,000.00	2,600.00	1.32%
150,000	Community Finl Svcs Bank	1.500%	08/19/2020	99.1814	148,772.10	150,000.00	2,250.00	1.51%
175,000	Unison Bank	1.500%	11/25/2020	100.8189	176,433.08	175,000.00	2,625.00	1.49%
200,000	Goldman Sachs Bank USA	1.850%	02/17/2021	99.9396	199,879.20	200,000.00	3,700.00	1.85%
200,000	MB Financial Bank NA	1.400%	03/30/2021	100.0222	200,044.40	200,000.00	2,800.00	1.40%
100,000	BankVista Sartell MN	1.400%	04/06/2021	97.9577	97,957.70	100,000.00	1,400.00	1.43%
200,000	Bank Of Santa Clarita	1.400%	04/15/2021	97.9199	195,839.80	200,000.00	2,800.00	1.43%
Totals					2,912,276.83	2,925,000.00	37,325.00	1.28%
<u>U.S. Govt Agy/Exempt State</u>								
125,000	FHLB	1.050%	06/04/2018	99.2109	124,013.63	124,987.50	1,312.50	1.06%
150,000	FHLB	1.000%	08/28/2018	99.4817	149,222.55	150,000.00	1,500.00	1.01%
Totals					273,236.18	274,987.50	2,812.50	1.03%

December 01, 2016 To December 31, 2016

Account Name : Lexington Local SD Managing Agency

Account No : 5750

Summary Of Investment Holdings

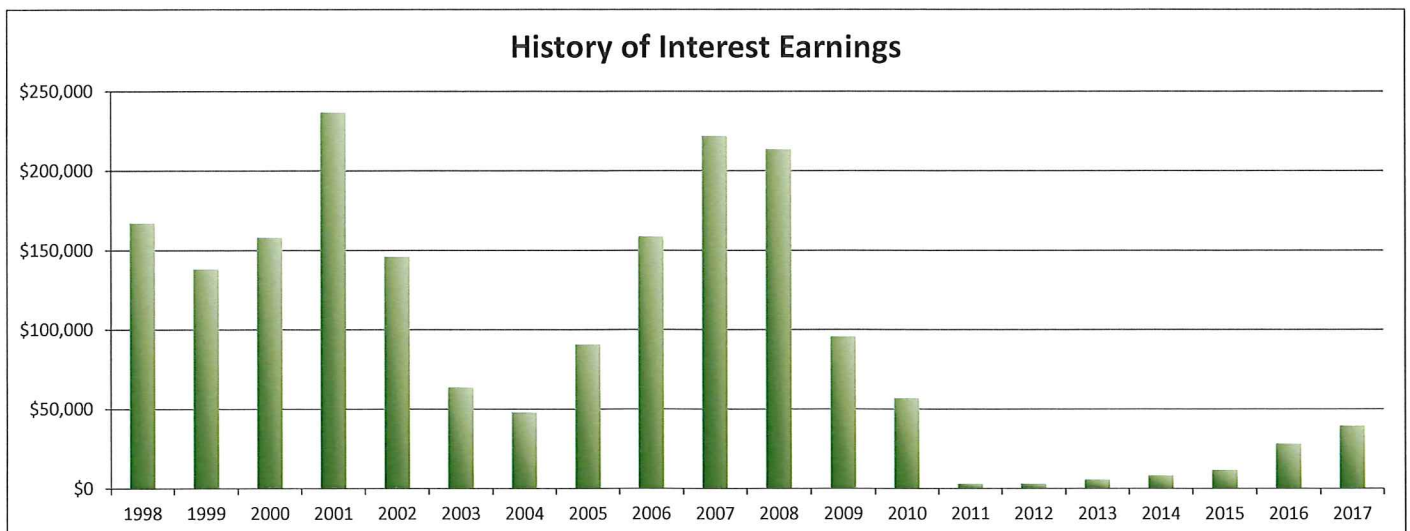
Quantity	Description			Unit Value	Market Value	Tax Cost	Estimated Ann Inc To Mkt	Yield
<u>U.S. Govt Agy/Nonexempt State</u>								
300,000	FHLMC	1.350%	03/29/2019	99.6898	299,069.40	300,297.00	4,050.00	1.35%
200,000	FHLMC	1.300%	10/25/2019	98.6664	197,332.80	200,000.00	2,600.00	1.32%
300,000	FNMA	1.300%	07/28/2020	97.1530	291,459.00	300,000.00	3,900.00	1.34%
Totals					787,861.20	800,297.00	10,550.00	1.34%
Grand Total					4,003,151.66	4,030,061.95	50,800.65	1.27%

LEXINGTON LOCAL SCHOOLS
INVESTMENT REPORT FOR THE MONTH ENDING
DECEMBER 31, 2016

INTEREST EARNED:	THIS MONTH	FISCAL YEAR TO DATE
Richland Bank, General Sweep	\$425.16	\$4,294.66
Richland Bank, General MMA	\$1,833.20	\$11,807.19
Richland Bank, Anthem Sweep	\$253.47	\$1,103.62
Star Ohio	\$0.00	\$0.00
CDs, Bonds, and other investments	\$2,515.40	\$22,352.39
TOTAL INTEREST RECEIVED	\$5,027.23	\$39,557.86

History of Interest Earnings	Fiscal Year	Interest Earnings
	1998	\$ 167,057.52
	1999	\$ 138,113.69
	2000	\$ 157,991.72
	2001	\$ 236,839.79
	2002	\$ 146,052.34
	2003	\$ 63,712.36
	2004	\$ 47,970.95
	2005	\$ 90,719.94
	2006	\$ 158,724.51
	2007	\$ 221,998.86
	2008	\$ 213,660.34
	2009	\$ 95,639.63
	2010	\$ 56,860.22
	2011	\$ 3,001.78
	2012	\$ 3,090.00
	2013	\$ 5,758.97
	2014	\$ 8,349.92
	2015	\$ 11,765.22
	2016	\$ 28,300.22
FISCAL Year To Date	2017	\$39,557.86

Total Interest Earnings 1998 to Present	\$ 1,895,165.84
--	------------------------



FINANCIAL SUMMARY REPORT
Processing Month: December 2016
LEXINGTON LOCAL SCHOOLS

Fnd	Sec	Description	Beginning Balance	MTD Revenues	FYTD Revenues	MTD Expenditures	FYTD Expenditures	Current Available Balance
001	0000	GENERAL FUND	8,934,264.87	922,993.99	11,234,000.84	1,910,966.92	11,395,033.75	8,773,231.96
001	9412	GENERAL BUDGET RESERVE SE	87,928.97	.00	.00	.00	.00	87,928.97
002	0000	BOND RETIREMENT FUND	1,925.89	.00	.00	.00	.00	1,925.89
003	0000	PERMANENT IMPROVEMENT FUN	117,720.48	36.58	308,789.58	5,810.98	676,518.28	250,008.22-
006	0000	FOOD SERVICE FUND	2,553.42	65,183.07	308,826.96	60,620.12	368,908.26	57,527.88-
007	9100	LEXINGTON MINUTEMEN ACADE	18,506.86	37.91	1,121.91	.00	.00	19,628.77
007	9800	TERRY McCAMMON SCHOLARSHI	13,585.20	7.58	48.26	.00	.00	13,633.46
007	9801	MINUTEMAN ALUMNI SCHOLARS	1,995.46	1.11	7.10	.00	.00	2,002.56
018	9100	HIGH SCHOOL PRINCIPAL'S F	1,149.62	141.14	3,527.08	147.73	2,505.36	2,171.34
018	9200	JUNIOR HIGH PRINCIPAL'S F	2,815.47	.00	4,683.01	.00	960.83	6,537.65
018	9300	EASTERN PRINCIPAL'S FUND	5,640.18	.00	2,739.11	349.74	2,749.92	5,649.37
018	9301	EASTERN ELEMENTARY BOOKFA	11,356.99	.00	.00	.00	246.37	11,110.62
018	9302	EASTERN ELEMENTARY MATH	1,181.16	.00	.00	.00	.00	1,181.16
018	9400	CENTRAL PRINCIPAL'S FUND	10,210.91	2,013.20	3,972.15	.00	2,733.23	11,449.83
018	9401	CENTRAL ELEMENTARY BOOKFA	2,358.24	30.91	3,616.78	423.89	3,002.71	2,972.31
018	9402	CENTRAL ELEMENTARY ART	746.00	.00	.00	.00	.00	746.00
018	9500	WESTERN PRINCIPAL'S FUND	8,206.02	404.46	4,370.81	132.00	934.88	11,641.95
018	9501	WESTERN ELEMENTARY BOOKFA	1,351.85	.00	3,520.41	.00	3,488.68	1,383.58
018	9503	WESTERN ELEMENTARY ART	402.42	.00	.00	.00	.00	402.42
018	9901	JUNIOR HIGH TEACHER ADVIS	109.25	.00	.00	.00	.00	109.25
019	9001	ACADEMIC BOOSTERS GRANTS	769.07	.00	.00	.00	.00	769.07
019	9121	CENTRAL ELEMENTARY PTO GR	671.29	18.34	2,078.39	.00	718.29	2,031.39
019	9122	EASTERN ELEMENTARY PTO GR	567.18	18.35	2,078.42	.00	369.10	2,276.50
019	9123	WESTERN ELEMENTARY PTO GR	3,437.63	18.35	2,078.41	.00	1,699.50	3,816.54
019	9200	RICHLAND COUNTY FOUNDATIO	1,932.00	.00	.00	.00	.00	1,932.00
019	9208	RICHLAND CO FOUND-BUILD A	.00	.00	500.00	.00	489.68	10.32
019	9209	RICH CO FOUND-LEARN TO RE	.00	.00	1,199.00	.00	.00	1,199.00
019	9210	RICH CO FOUND-MULTI-SENS	.00	.00	831.66	.00	.00	831.66
019	9211	RICH CO FOUND-BEE AWARENE	.00	.00	672.92	.00	509.96	162.96
019	9212	RICH CO FOUND-DONT LET TH	.00	.00	623.60	.00	.00	623.60
019	9500	DOLLAR GENERAL LIT FUND	6.01	.00	.00	.00	6.01	.00
022	9601	OHSA TOURNAMENT AGENCY F	144.13	1,027.25	19,672.25	2,136.80	18,046.09	1,770.29
024	0000	EMPLOYEE BENEFITS FUND FO	791,621.99	337,008.82	2,317,730.04	491,891.33	3,251,813.04	142,461.01-
200	9101	HIGH SCHOOL ART CLUB	93.76	.00	.00	.00	.00	93.76
200	9102	HIGH SCHOOL DRAMA CLUB	14,103.46	3,140.00	3,315.00	330.30	5,506.65	11,911.81
200	9103	HIGH SCHOOL MATH CLUB	52.70	.00	.00	.00	.00	52.70
200	9104	HIGH SCHOOL LEADERSHIP CO	453.66	.00	2,806.00	.00	2,984.50	275.16
200	9105	HIGH SCHOOL FRENCH CLUB	131.67	.00	240.00	.00	13.00	358.67
200	9107	HIGH SCHOOL SPANISH CLUB	751.60	.00	765.00	125.91	741.73	774.87
200	9108	HIGH SCHOOL LED CLUB	3,122.40	519.95	1,537.80	53.04	1,146.83	3,513.37
200	9114	HIGH SCHOOL STUDENT COUNC	3,027.08	.00	346.00	.00	279.79	3,093.29
200	9115	HIGH SCHOOL KEY CLUB	1,849.02	.00	360.50	116.14	243.40	1,966.12
200	9116	HIGH SCHOOL CHESS CLUB	271.00	.00	.00	.00	.00	271.00
200	9119	HIGH SCHOOL YEARBOOK FUND	39,285.55	1,515.00	7,555.00	3,697.41	3,697.41	43,143.14
200	9120	HIGH SCHOOL JOURNALISM FU	1,089.44	.00	.00	.00	.00	1,089.44
200	9121	HIGH SCHOOL NATIONAL HONO	655.94	.00	.00	43.99	718.72	62.78-

FINANCIAL SUMMARY REPORT
Processing Month: December 2016
LEXINGTON LOCAL SCHOOLS

Fnd	Sec	Description	Beginning Balance	MTD Revenues	FYTD Revenues	MTD Expenditures	FYTD Expenditures	Current Available Balance
200	9160	HIGH SCHOOL GERMAN CLUB	45.00	.00	.00	.00	45.00	.00
200	9201	JUNIOR HIGH ART CLUB	113.99	.00	158.75	.00	.00	272.74
200	9204	JUNIOR HIGH STUDENT COUNC	29.54	.00	610.00	.00	200.20	439.34
200	9205	JUNIOR HIGH LIBRARY CLUB	77.65	.00	.00	.00	.00	77.65
200	9301	EASTERN ELEMENTARY STUDEN	479.41	1,120.86	1,315.97	1,150.86	1,350.86	444.52
200	9401	CENTRAL ELEMENTARY STUDEN	382.69	.00	.00	.00	.00	382.69
200	9611	HIGH SCHOOL INFORMED TEEN	842.26	.00	53.63-	.00	.00	788.63
200	9612	JUNIOR HIGH INFORMED TEEN	24.67	14.88	110.83	.00	.00	135.50
300	9115	JAZZ BAND	1,569.81	.00	.00	.00	.00	1,569.81
300	9116	CHOIR	1,159.80	50.00	50.00	.00	.00	1,209.80
300	9206	JUNIOR HIGH PHYS ED DEPAR	2,413.17	250.00	1,340.00	.00	1,341.41	2,411.76
300	9210	JR HIGH INSTRUMENTAL	41.03	.00	.00	.00	.00	41.03
300	9600	ATHLETIC FUND	19,748.85	47,086.75	191,148.46	24,208.08	168,088.67	42,808.64
300	9602	ORCHESTRA	63.22	.00	.00	.00	.00	63.22
300	9603	ELEMENTARY MUSIC	1,139.88	.00	.00	.00	.00	1,139.88
300	9605	BAND	232.95	.00	.00	.00	.00	232.95
451	9016	Network Connectivity FY 2	.00	.00	.00	4,500.00-	.00	.00
451	9017	Network Connectivity FY 2	.00	.00	4,500.00	9,000.00	9,000.00	4,500.00-
516	9016	IDEA-B SPECIAL EDUCATION	14,415.99	.00	5,900.81	.00	20,316.80	.00
516	9017	IDEA-B SPECIAL EDUCATION	.00	30,196.84	157,516.14	30,631.12	184,622.80	27,106.66-
572	9016	TITLE I FY16	6,969.06	.00	33,805.44	.00	40,774.50	.00
572	9017	TITLE I FY17	.00	15,841.82	88,070.29	27,631.77	106,615.15	18,544.86-
587	9017	EARLY CHILDHOOD SPECIAL E	.00	49.69	351.90	287.02	638.92	287.02-
590	9017	TITLE II-A IMPROVING TEAC	.00	4,209.99	21,327.50	6,391.70	25,566.80	4,239.30-
		Grand Total All Funds	10,137,794.81	1,432,936.84	14749,786.45	2,571,646.85	16304,627.08	8582,954.18
		Total Invested Funds	.00					

SCHOOL DISTRICT: LEXINGTON LOCAL SCHOOLS

IRN # 049437

COUNTY: RICHLAND

FISCAL YEAR: 2017 MONTH: 12

	MONTHLY ESTIMATE	MONTHLY ACTUAL	MONTHLY DIFFERENCE	FISCAL YTD ESTIMATE	FISCAL YTD ACTUAL	FISCAL YTD DIFFERENCE
REVENUES						
01.010 General Property (Real Estate)	0	0	0	4,600,000	4,700,764	100,764
01.020 Tangible Personal Property Tax	0	0	0	200,000	218,691	18,691
01.030 Income Tax	0	0	0	0	0	0
01.035 Unrestricted Grants-in-Aid	815,000	834,291	19,291	4,885,000	5,042,588	157,588
01.040 Restricted Grants-in-Aid	4,400	6,294	1,894	26,300	38,622	12,322
01.045 Restricted Grants-in-Aid - SFSP	0	0	0	0	0	0
01.050 Property Tax Allocation	0	717	717	874,000	885,639	11,639
01.060 All Other Operating Revenue	25,000	81,691	56,691	162,500	303,600	141,100
01.070 Total Revenue	844,400	922,993	78,593	10,747,800	11,189,904	442,104
OTHER FINANCING SOURCES						
02.010 Proceeds from Sale of Notes	0	0	0	0	0	0
02.020 State Emergency Loans & Advancements (Approved)	0	0	0	0	0	0
02.040 Operating Transfers-In	0	0	0	0	0	0
02.050 Advances-In	0	0	0	0	0	0
02.060 All Other Financing Sources	10,000	0	10,000-	50,000	44,095	5,905-
02.070 Total Other Financing Sources	10,000	0	10,000-	50,000	44,095	5,905-
02.080 Total Revenues and Other Financing Sources	854,400	922,993	68,593	10,797,800	11,233,999	436,199
EXPENDITURES						
03.010 Personal Services	1,017,565	995,932	21,633-	6,030,130	5,906,815	123,315-
03.020 Employees' Retirement/Insurance Benefits	465,000	482,284	17,284	2,805,000	2,724,112	80,888-
03.030 Purchased Services	205,000	375,964	90,964	1,630,000	1,749,416	119,416
03.040 Supplies and Materials	50,000	48,638	1,362-	480,000	492,510	12,510
03.050 Capital Outlay	19,420	0	19,420-	54,920	84,692	29,772
03.060 Intergovernmental	0	0	0	0	0	0
04.010 Debt Services: All Principal (Historical)	0	0	0	0	0	0
04.020 Debt Services: Principal - Notes	0	0	0	0	0	0
04.030 Debt Services: Principal - State Loans	0	0	0	0	0	0
04.040 Debt Services: Principal - State Advancements	0	0	0	0	0	0
04.050 Debt Services: Principal - HB 264 Loans	0	0	0	0	0	0
04.055 Debt Services: Principal - Other	0	0	0	0	0	0
04.060 Debt Services: Interest and Fiscal Charges	0	0	0	0	0	0
04.300 Other Objects	6,000	8,148	2,148	132,500	137,489	4,989
04.500 Total Expenditures	1,842,985	1,910,966	67,981	11,132,550	11,095,034	37,516-
OTHER FINANCING USES						
05.010 Operating Transfers - Out	0	0	0	0	300,000	300,000
05.020 Advances - Out	0	0	0	0	0	0
05.030 All Other Financing Uses	0	0	0	0	0	0
05.040 Total Other Financing Uses	0	0	0	0	300,000	300,000
05.050 Total Expenditure and Other Financing Uses	1,842,985	1,910,966	67,981	11,132,550	11,395,034	262,484
06.010 Excess Rev & Oth Financing Sources over(under) Exp &	988,585-	987,973-	612	334,750-	161,035-	173,715
07.010 Beginning Cash Balance	9,676,029	9,849,132	173,103	9,022,194	9,022,194	0
07.020 Ending Cash Balance	8,687,444	8,861,159	173,715	8,687,444	8,861,159	173,715
08.010 Outstanding Encumbrances	1,300,000	1,317,130	17,130	1,300,000	1,317,130	17,130

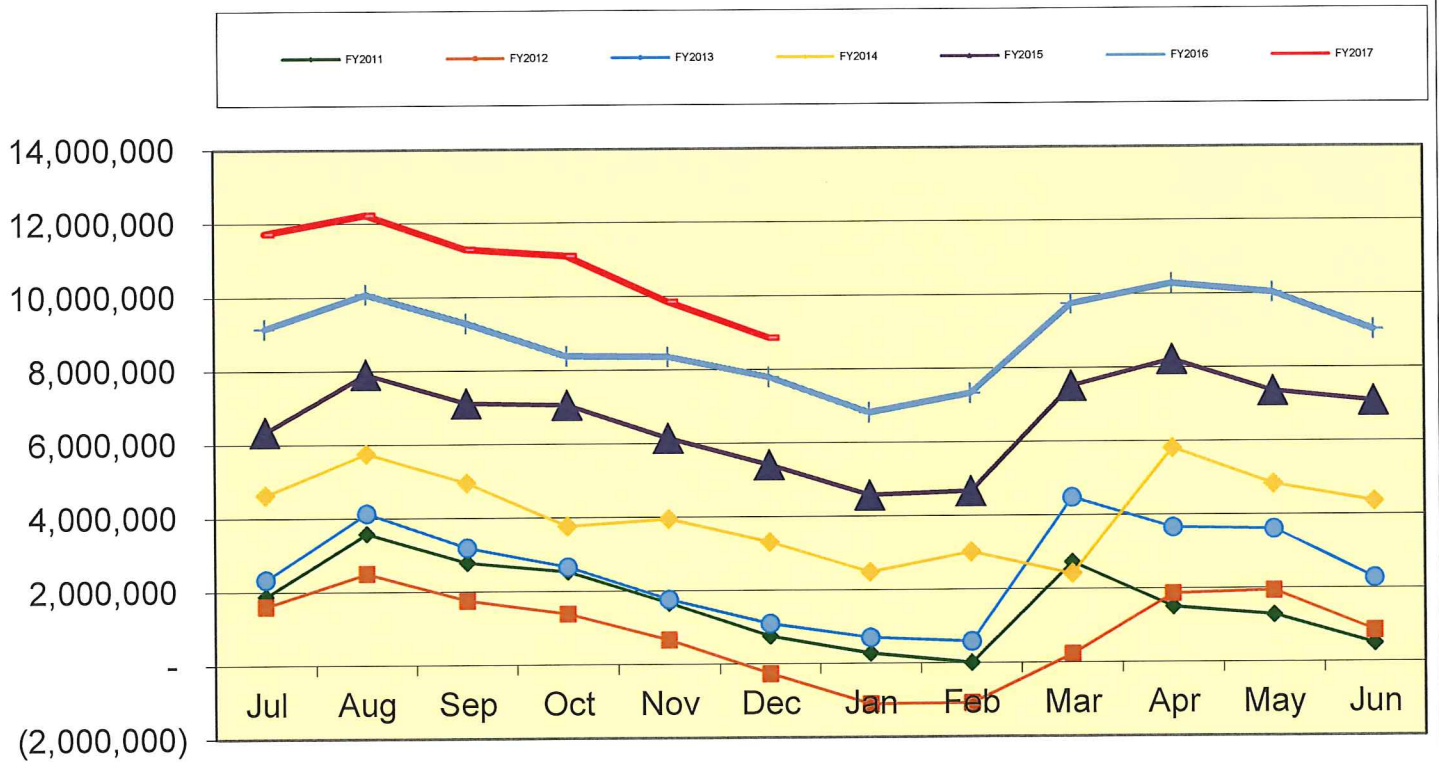
SCHOOL DISTRICT: LEXINGTON LOCAL SCHOOLS TRN # 049437 COUNTY: RICHLAND FISCAL YEAR: 2017 QUARTER: 2

	QUARTERLY ESTIMATE	QUARTERLY ACTUAL	QUARTERLY DIFFERENCE	FISCAL YTD ESTIMATE	FISCAL YTD ACTUAL	FISCAL YTD DIFFERENCE
REVENUES						
01.010 General Property (Real Estate)	0	2,099	2,099	4,600,000	4,700,764	100,764
01.020 Tangible Personal Property Tax	0	0	0	200,000	218,691	18,691
01.030 Income Tax	0	0	0	0	0	0
01.035 Unrestricted Grants-in-Aid	2,445,000	2,540,237	95,237	4,885,000	5,042,588	157,588
01.040 Restricted Grants-in-Aid	13,400	18,744	5,344	26,300	30,622	12,322
01.045 Restricted Grants-in-Aid - SFSF	0	0	0	0	0	0
01.050 Property Tax Allocation	825,000	830,847	5,847	874,000	885,639	11,639
01.060 All Other Operating Revenue	65,000	162,153	97,153	162,500	303,600	141,100
01.070 Total Revenue	3,348,400	3,554,080	205,680	10,747,800	11,189,904	442,104
OTHER FINANCING SOURCES						
02.010 Proceeds from Sale of Notes	0	0	0	0	0	0
02.020 State Emergency Loans & Advancements (Approved)	0	0	0	0	0	0
02.040 Operating Transfers-In	0	0	0	0	0	0
02.050 Advances-In	0	0	0	0	0	0
02.060 All Other Financing Sources	20,000	3,096-	23,096-	50,000	44,095	5,905-
02.070 Total Other Financing Sources	20,000	3,096-	23,096-	50,000	44,095	5,905-
02.080 Total Revenues and Other Financing Sources	3,368,400	3,557,984	182,584	10,797,800	11,233,999	436,199
EXPENDITURES						
03.010 Personal Services	3,035,130	3,083,125	47,995	6,030,130	5,904,815	123,315-
03.020 Employees' Retirement/Insurance Benefits	1,395,000	1,364,813	30,187-	2,805,000	2,724,112	80,888-
03.030 Purchased Services	870,000	992,087	122,087	1,630,000	1,749,416	119,416
03.040 Supplies and Materials	170,000	177,750	7,750	480,000	492,510	12,510
03.050 Capital Outlay	42,420	45,921	3,501	54,920	84,692	29,772
03.060 Intergovernmental	0	0	0	0	0	0
04.010 Debt Service: All Principal (Historical)	0	0	0	0	0	0
04.020 Debt Service: Principal - Notes	0	0	0	0	0	0
04.030 Debt Service: Principal - State Loans	0	0	0	0	0	0
04.040 Debt Service: Principal - State Advancements	0	0	0	0	0	0
04.050 Debt Service: Principal - HB 264 Loans	0	0	0	0	0	0
04.055 Debt Service: Principal - Other	0	0	0	0	0	0
04.060 Debt Service: Interest and Fiscal Charges	0	0	0	0	0	0
04.300 Other Objects	17,500	20,981	3,481	132,500	137,489	4,989
04.500 Total Expenditures	5,530,050	5,684,677	154,627	11,132,550	11,095,034	37,516-
OTHER FINANCING USES						
05.010 Operating Transfers - Out	0	300,000	300,000	0	300,000	300,000
05.020 Advances - Out	0	0	0	0	0	0
05.030 All Other Financing Uses	0	0	0	0	0	0
05.040 Total Other Financing Uses	0	300,000	300,000	0	300,000	300,000
05.050 Total Expenditure and Other Financing Uses	5,530,050	5,984,677	454,627	11,132,550	11,395,034	262,484
06.010 Excess Rev & Oth Financing Sources over(under) Exp &	2,161,650-	2,433,693-	272,043-	334,750-	161,035-	173,715
07.010 Beginning Cash Balance	10,849,094	11,294,852	445,758	9,022,194	9,022,194	0
07.020 Ending Cash Balance	8,687,444	8,861,159	173,715	8,687,444	8,861,159	173,715
08.010 Outstanding Encumbrances	1,300,000	1,317,130	17,130	1,300,000	1,317,130	17,130

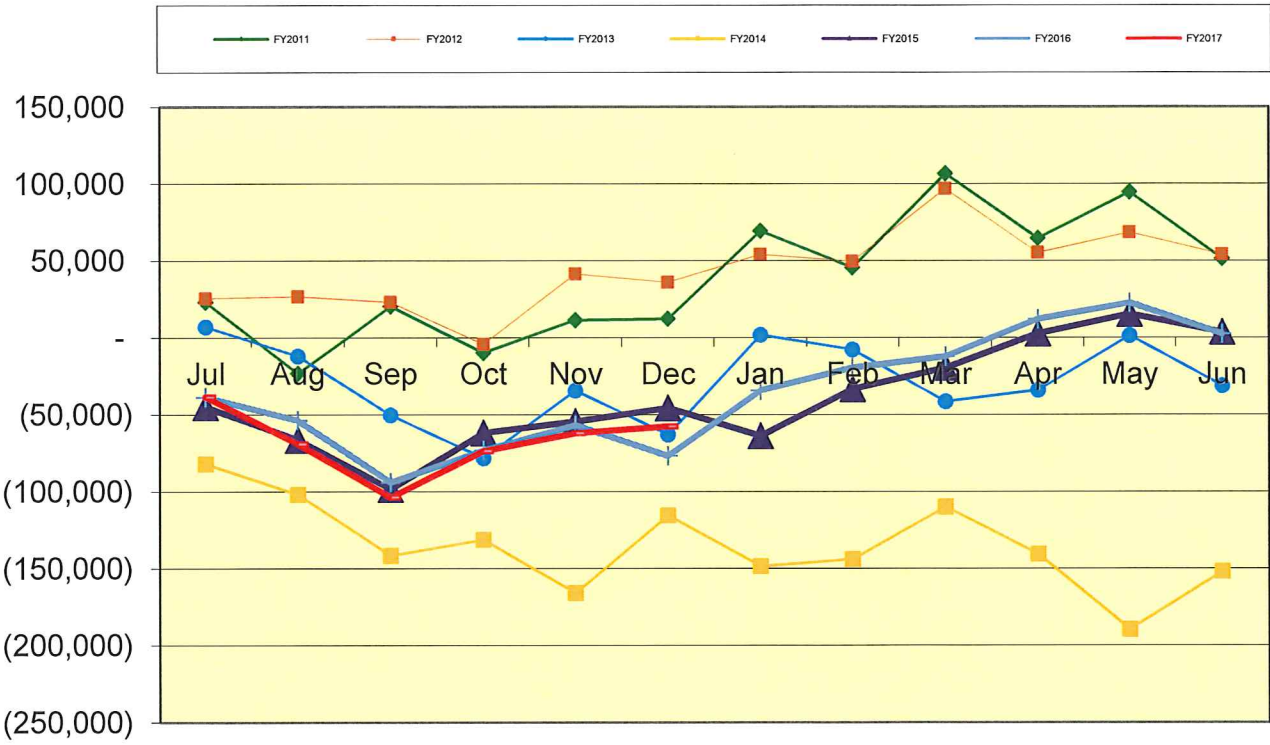
**LEXINGTON LOCAL SCHOOL DISTRICT
GENERAL FUND ONLY 2016-17
SUMMARY OF RECEIPTS AND EXPENDITURES - FIVE YEAR FORECAST FORMAT**

LINE 7.010	BEGINNING CASH BALANCE		\$ 9,022,194		
	12/31/2016	FISCAL	FISCAL	VARIANCE	PERCENT
		YEAR TO DATE	YEAR TO DATE	Estimate vs.	of
	REVENUES	Estimate	Actual	Actual	VARIANCE
LINE 1.010	Real Estate Tax	\$ 4,600,000	\$ 4,700,764	\$100,764	2.19%
LINE 1.020	Personal Property Tax	\$ 200,000	\$ 218,691	\$18,691	9.35%
LINE 1.030	Income Tax	\$ -	\$ -	\$0	
LINE 1.035	State Funding	\$ 4,885,000	\$ 5,042,588	\$157,588	3.23%
LINE 1.040	Career Tech / Economic Disadv.	\$ 26,300	\$ 38,622	\$12,322	46.85%
LINE 1.050	Property Tax Allocation	\$ 874,000	\$ 885,639	\$11,639	1.33%
LINE 1.060	Other Operating Revenue	\$ 162,500	\$ 303,600	\$141,100	86.83%
LINE 1.070	TOTAL REVENUE	\$ 10,747,800	\$ 11,189,904	\$442,104	4.11%
			\$ -		
LINE 2.01	Proceeds from Notes	\$ -	\$ -	\$0	
LINE 2.04	Transfers In	\$ -	\$ -	\$0	
LINE 2.050	Advances In	\$ -	\$ -	\$0	#DIV/0!
LINE 2.060	Other Financing Sources	\$ 50,000	\$ 44,095	(\$5,905)	-11.81%
LINE 2.070	TOTAL OTHER SOURCES	\$ 50,000	\$ 44,095	(\$5,905)	-11.81%
LINE 2.080	TOTAL REVENUES & Sources	\$ 10,797,800	\$ 11,233,999	\$436,199	4.04%
	EXPENSES				
LINE 3.010	Salaries	\$ 6,030,130	\$ 5,906,815	\$123,315	2.04%
LINE 3.020	Retirement and Benefits	\$ 2,805,000	\$ 2,724,112	\$80,888	2.88%
LINE 3.030	Purchased Services	\$ 1,630,000	\$ 1,749,416	(\$119,416)	-7.33%
LINE 3.040	Supplies and Materials	\$ 480,000	\$ 492,510	(\$12,510)	-2.61%
LINE 3.050	Capital Outlay and Equipment	\$ 54,920	\$ 84,692	(\$29,772)	-54.21%
LINE 3.06	INTERGOVERNMENTAL	\$ -	\$ -	\$0	
LINE 4.020	DEBT SERVICE - Notes	\$ -	\$ -	\$0	
LINE 4.060	DEBT SERVICE - Interest charges	\$ -	\$ -	\$0	
LINE 4.300	Other Objects	\$ 132,500	\$ 137,489	(\$4,989)	-3.77%
LINE 4.500	TOTAL EXPENDITURES	\$ 11,132,550	\$ 11,095,034	\$37,516	0.34%
LINE 5.00	TRANSFERS OUT	\$ -	\$ 300,000	(\$300,000)	
LINE 5.02	ADVANCES OUT	\$ -	\$ -	\$0	
LINE 5.03	ALL OTHER USES	\$ -	\$ -	\$0	
LINE 5.040	TOTAL OTHER USES	\$ -	\$ 300,000	(\$300,000)	
LINE 5.050	TOTAL EXPENDITURES & USES	\$ 11,132,550	\$ 11,395,034	(\$262,484)	-2.36%
		Estimate	Actual	Variance	
LINE 6.010	REVENUES OVER EXPENSES	\$ (334,750)	\$ (161,035)	\$173,715	
LINE 7.020	ENDING CASH BALANCE	\$ 8,687,444	\$ 8,861,159	\$173,715	
	Less Reserves	\$ (87,929)	\$ (87,929)	\$ -	
LINE 8.010	Less Outstanding Encumbrances	\$ (1,300,000)	\$ (1,317,130)	\$ (17,130)	1.32%
LINE 15.010	Unreserved Fund Balance	\$ 7,299,515	\$ 7,456,100	\$156,585	2.15%
		Estimate	Actual	Benchmark Yr. End	
	Salaries/Benefits as % of Revenue	82.2%	77.1%	80.1% or below	
	True Days Cash - Calendar Days on which can operate	121	120	90 or above optimal	

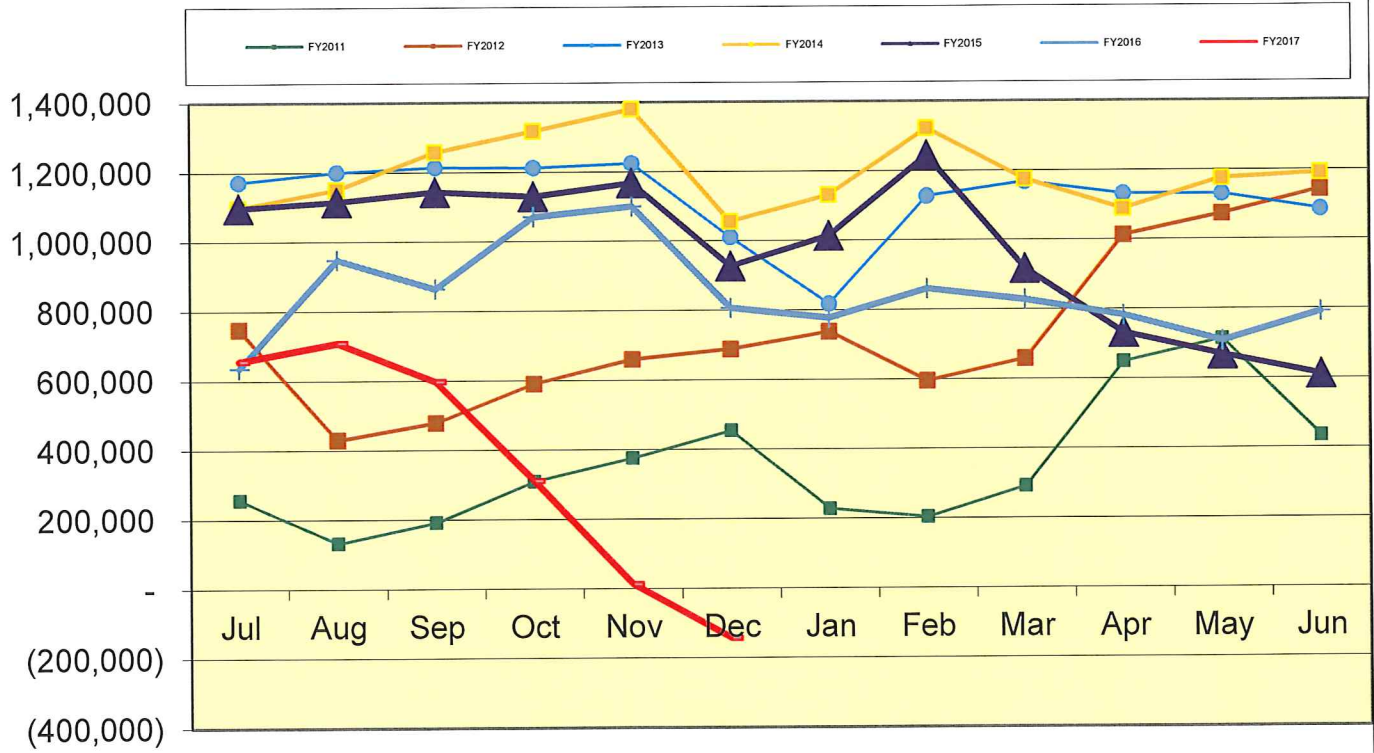
Lexington Local Schools General Fund Cash Balance



Lexington Local Schools Food Service Fund Cash Balance



Lexington Local Schools Employee Benefits Fund Cash Balance



Lexington Local Schools

**Permanent Improvement Fund
12/31/2016**

	Budgeted Amount	Actual Fiscal Year Expended	Current Encumbrances	Expenses / Encumbrances Over/Under Estimate	Remaining Estimated PI Project Costs
Instruction and Administration					
Algebra II Books (85)	\$ 10,543.08	\$ 10,543.40	\$ -	(\$0.32)	\$0.00
American History Books (60)	\$ 7,770.00	\$ -	\$ -	\$7,770.00	\$7,770.00
24 Walkie Talkies (all bldgs/transportation)	\$ 6,888.00	\$ 6,888.00	\$ -	\$0.00	\$0.00
Eastern Go Math	\$ 2,745.25	\$ 2,745.25	\$ -	\$0.00	\$0.00
PK-3 Educational Kits (Western)	\$ 2,135.00	\$ 1,945.00	\$ -	\$190.00	\$0.00
Biology Textbooks (17)	\$ 1,757.35	\$ 1,838.04	\$ -	(\$80.69)	\$0.00
Western Laminator	\$ 1,895.00	\$ 1,895.00	\$ -	\$0.00	\$0.00
Keyboards for HS/Eastern Choir Rooms	\$ 3,579.50	\$ 3,579.50	\$ -	\$0.00	\$0.00
Eastern Replacement Slide	\$ 4,010.00	\$ 4,010.00	\$ -	\$0.00	\$0.00
Central Student Chairs (20)	\$ 556.60	\$ 550.40	\$ -	\$6.20	\$0.00
Western 2nd Grade Resource Books	\$ 486.47	\$ 577.00	\$ -	(\$90.53)	\$0.00
JH PE Equipment	\$ 596.56	\$ 596.55	\$ -	\$0.01	\$0.00
HS Business Text/Software	\$ 3,286.53	\$ 3,286.53	\$ -	\$0.00	\$0.00
Eastern Tables (5)	\$ 1,580.35	\$ 1,580.35	\$ -	\$0.00	\$0.00
Western Music Curriculum	\$ 5,170.00	\$ 4,970.00	\$ -	\$200.00	\$0.00
Western 4-Drawer File	\$ 800.00	\$ 799.98	\$ -	\$0.02	\$0.00
Central Music	\$ 561.08	\$ 561.02	\$ -	\$0.06	\$0.00
Western PK Chairs/Equipment	\$ 2,887.12	\$ 3,239.94	\$ -	(\$352.82)	\$0.00
Western Kindergarten Literacy Curriculum	\$ 2,659.60	\$ 2,659.60	\$ -	\$0.00	\$0.00
Central Kindergarten Literacy Curriculum	\$ 4,632.50	\$ 4,632.50	\$ -	\$0.00	\$0.00
Eastern Table	\$ 316.07	\$ 316.07	\$ -	\$0.00	\$0.00
Central Cellos/Rack	\$ 3,855.00	\$ 860.00	\$ 2,955.00	\$40.00	\$0.00
Eastern PA System	\$ 3,943.98	\$ 3,943.98	\$ -	\$0.00	\$0.00

Maintenance					
Western Pick-Up Area Awnings	\$ 3,000.00	\$ 1,340.00	\$ -	\$1,660.00	\$0.00
Maintenance Truck	\$ 39,000.00	\$ 38,530.15	\$ -	\$469.85	\$0.00
Eastern Chiller Project	\$ 100,000.00	\$ 100,000.00	\$ -	\$0.00	\$0.00
Eastern Roof Project	\$ 97,681.00	\$ 97,681.00	\$ -	\$0.00	\$0.00
JH Cafeteria Chair Lift	\$ 16,000.00	\$ 16,000.00	\$ -	\$0.00	\$0.00
JH Wheelchair Ramps	\$ 16,680.68	\$ -	\$ 16,680.68	\$0.00	\$0.00

Transportation					
New buses	\$ 190,000.00	\$ 189,036.00	\$ -	\$964.00	\$0.00

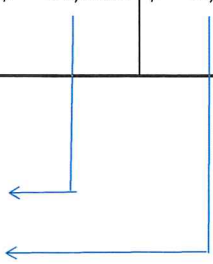
Technology					
Computers, servers, tech equip., etc.	\$ 150,000.00	\$ 142,967.58	\$ 2,362.87	\$4,669.55	\$4,669.55

Athletics and Student Activities					
3 Scoreboards	\$ 17,100.00	\$ 17,100.00	\$ -	\$0.00	\$0.00
Track Equipment	\$ 1,750.00	\$ -	\$ -	\$1,750.00	\$1,750.00
Marching Band Equipment	\$ 2,192.15	\$ 2,247.15	\$ -	(\$55.00)	\$0.00
Football Press Box Windows Replacement	\$ 4,272.00	\$ 4,172.00	\$ -	\$100.00	\$0.00

Fees					
Tax Collection Fees	\$ 14,500.00	\$ 5,426.29	\$ -	\$9,073.71	\$9,073.71

	Budgeted Amount	Actual Fiscal Year Expended	Current Encumbrances	Expenses / Encumbrances Over/Under Estimate	Remaining Estimated PI Project Costs
Totals	\$ 724,830.87	\$ 676,518.28	\$ 21,998.55	\$26,314.04	\$23,263.26
Total Budgeted	\$ 724,830.87				

Actual Cash Balance 7/1/16	\$ 117,720.48
Revenues FY17 - Taxes from levy	\$ 308,753.00
Expenditures FY17	\$ (676,518.28)
Current Cash Balance	(\$250,044.80)
Current Encumbrances	\$ (21,998.55)
Available Balance	(\$272,043.35)



Remaining Estimated Revenues FY17 - Taxes from levy	\$ 366,247.00
Less: Remaining Estimated PI Project Costs	(\$23,263.26)
6/30/17 Estimated Carryover	\$ 70,940.39

Lexington Local Schools

Food Service Fund 2016-17 vs. 2015-2016 vs. 2014-2015

							Beginning Balance 7/1/16	\$ 2,553
2016-2017 Through 12/31/16								
<i>Revenues</i>	District-Wide	High School	Junior High	Eastern	Central	Western	Total	
Student Type A, Ezpay, Misc	\$ -	\$ 48,236	\$ 20,751	\$ 21,206	\$ 17,536	\$ 15,932	\$	123,661
Student Break, Milk & A La Carte	\$ -	\$ 28,936	\$ 8,108	\$ 4,588	\$ 2,805	\$ 2,494	\$	46,931
Adult & Misc revenues	\$ 8,126	\$ 3,069	\$ 680	\$ 1,404	\$ 1,283	\$ 809	\$	15,371
State Reimb	\$ -	\$ 327	\$ 242	\$ 370	\$ 285	\$ 199	\$	1,423
Federal Reimb	\$ -	\$ 27,784	\$ 20,809	\$ 31,136	\$ 24,381	\$ 17,131	\$	121,241
Total Revenues	\$ 8,126	\$ 108,352	\$ 50,590	\$ 58,704	\$ 46,290	\$ 36,565	\$	308,627
<i>Expenses</i>								
Wages	\$ 23,424	\$ 57,998	\$ 28,707	\$ 18,885	\$ 16,464	\$ 16,217	\$	161,695
Severance	\$ -	\$ -	\$ -	\$ -	\$ -	\$ -	\$	-
Retirement	\$ 5,590	\$ 14,769	\$ 5,097	\$ 6,481	\$ 3,656	\$ 2,856	\$	38,449
Medical	\$ 11,656	\$ 21,070	\$ 14,933	\$ 14,047	\$ -	\$ -	\$	61,706
Life, Dent, MC, WC	\$ 815	\$ 2,089	\$ 1,262	\$ 868	\$ 398	\$ 352	\$	5,784
Purch Serv, Repairs, Phone, Postz	\$ 1,271	\$ 6,854	\$ 1,149	\$ 538	\$ 812	\$ 538	\$	11,162
Supplies	\$ 3,644	\$ -	\$ -	\$ -	\$ -	\$ -	\$	3,644
Food Costs	\$ -	\$ 36,613	\$ 12,723	\$ 22,629	\$ 6,560	\$ 7,943	\$	86,468
Equipment	\$ -	\$ -	\$ -	\$ -	\$ -	\$ -	\$	-
Other Costs	\$ -	\$ -	\$ -	\$ -	\$ -	\$ -	\$	-
Total Expenses	\$ 46,400	\$ 139,393	\$ 63,871	\$ 63,448	\$ 27,890	\$ 27,906	\$	368,908
Net Gain (Loss)	\$ (38,274)	\$ (31,041)	\$ (13,281)	\$ (4,744)	\$ 18,400	\$ 8,659	\$	(60,281)
							Ending Cash Balance 12/31/16	\$ (57,728)

							Beginning Balance 7/1/15	\$ 3,707
2015-2016 Through 12/31/15								
<i>Revenues</i>	District-Wide	High School	Junior High	Eastern	Central	Western	Total	
Student Type A, Ezpay, Misc	\$ -	\$ 57,266	\$ 20,508	\$ 21,231	\$ 15,428	\$ 16,058	\$	130,491
Student Break, Milk & A La Carte	\$ -	\$ 32,306	\$ 8,303	\$ 4,674	\$ 3,345	\$ 2,833	\$	51,461
Adult & Misc revenues	\$ 5,534	\$ 3,273	\$ 828	\$ 1,438	\$ 1,189	\$ 769	\$	13,031
State Reimb	\$ -	\$ -	\$ -	\$ -	\$ -	\$ -	\$	-
Federal Reimb	\$ -	\$ 20,976	\$ 12,720	\$ 17,328	\$ 17,811	\$ 11,202	\$	80,037
Total Revenues	\$ 5,534	\$ 113,821	\$ 42,359	\$ 44,671	\$ 37,773	\$ 30,862	\$	275,020
<i>Expenses</i>								
Wages	\$ 22,590	\$ 50,397	\$ 29,543	\$ 23,147	\$ 16,066	\$ 16,047	\$	157,790
Severance	\$ -	\$ -	\$ -	\$ -	\$ -	\$ -	\$	-
Retirement	\$ 5,405	\$ 13,782	\$ 5,266	\$ 5,483	\$ 4,671	\$ 4,467	\$	39,074
Medical	\$ 9,068	\$ 16,392	\$ 11,618	\$ 10,928	\$ -	\$ -	\$	48,006
Life, Dent, MC, WC	\$ 577	\$ 1,456	\$ 979	\$ 665	\$ 260	\$ 228	\$	4,165
Purch Serv, Repairs, Phone, Postz	\$ 1,430	\$ 1,042	\$ 629	\$ 984	\$ 588	\$ 588	\$	5,261
Supplies	\$ 2,707	\$ -	\$ -	\$ -	\$ -	\$ -	\$	2,707
Food Costs	\$ -	\$ 45,255	\$ 15,873	\$ 24,478	\$ 7,227	\$ 5,517	\$	98,350
Equipment	\$ -	\$ -	\$ -	\$ -	\$ -	\$ -	\$	-
Other Costs	\$ -	\$ -	\$ -	\$ -	\$ -	\$ -	\$	-
Total Expenses	\$ 41,777	\$ 128,324	\$ 63,908	\$ 65,685	\$ 28,812	\$ 26,847	\$	355,353
Net Gain (Loss)	\$ (36,243)	\$ (14,503)	\$ (21,549)	\$ (21,014)	\$ 8,961	\$ 4,015	\$	(80,333)
							Ending Cash Balance 12/31/15	\$ (76,626)

							Beginning Balance 7/1/14	\$ 842
2014-2015 Through 12/31/14								
<i>Revenues</i>	District-Wide	High School	Junior High	Eastern	Central	Western	Total	
Student Type A, Ezpay, Misc	\$ -	\$ 65,581	\$ 25,760	\$ 26,667	\$ 19,958	\$ 14,940	\$	152,906
Student Break, Milk & A La Carte	\$ -	\$ 37,702	\$ 11,208	\$ 4,311	\$ 3,208	\$ 2,784	\$	59,213
Adult & Misc revenues	\$ 1,503	\$ 1,523	\$ 1,188	\$ 1,280	\$ 1,455	\$ 721	\$	7,670
State Reimb	\$ -	\$ 227	\$ 215	\$ 306	\$ 215	\$ 170	\$	1,133
Federal Reimb	\$ -	\$ 29,909	\$ 17,826	\$ 23,743	\$ 20,794	\$ 16,623	\$	108,895
Total Revenues	\$ 1,503	\$ 134,942	\$ 56,197	\$ 56,307	\$ 45,630	\$ 35,238	\$	329,817
<i>Expenses</i>								
Wages	\$ 22,147	\$ 58,534	\$ 28,205	\$ 22,377	\$ 12,660	\$ 18,233	\$	162,156
Severance	\$ -	\$ -	\$ -	\$ -	\$ -	\$ -	\$	-
Retirement	\$ 5,777	\$ 18,201	\$ 7,712	\$ 7,277	\$ 5,505	\$ 5,088	\$	49,560
Medical	\$ 8,830	\$ 18,091	\$ 7,766	\$ 10,641	\$ 5,321	\$ 2,128	\$	52,777
Life, Dent, MC, WC	\$ 544	\$ 1,481	\$ 838	\$ 651	\$ 339	\$ 316	\$	4,169
Purch Serv, Repairs, Phone, Postz	\$ 1,623	\$ 1,911	\$ 3,381	\$ 1,299	\$ 1,016	\$ 597	\$	9,827
Supplies	\$ 2,331	\$ -	\$ -	\$ -	\$ -	\$ -	\$	2,331
Food Costs	\$ -	\$ 43,292	\$ 15,152	\$ 28,300	\$ 4,494	\$ 4,113	\$	95,351
Equipment	\$ -	\$ -	\$ -	\$ -	\$ -	\$ -	\$	-
Other Costs	\$ -	\$ -	\$ -	\$ -	\$ -	\$ -	\$	-
Total Expenses	\$ 41,252	\$ 141,510	\$ 63,054	\$ 70,545	\$ 29,335	\$ 30,475	\$	376,171
Net Gain (Loss)	\$ (39,749)	\$ (6,568)	\$ (6,857)	\$ (14,238)	\$ 16,295	\$ 4,763	\$	(46,354)
							Ending Cash Balance 12/31/14	\$ (45,512)

Check#	Check Date	Org Sta	Vendor Paid	Check Amount	Status Date
078285	12/05/2016	W/R	NICKLES BAKERY	658.83	12/12/2016
078286	12/05/2016	W/R	ALLERTON HILL CONSULTING	12,500.00	12/13/2016
078287	12/05/2016	W/R	SHELDON, AMANDA	240.00	12/12/2016
078288	12/05/2016	W/R	BRAIN POP	130.00	12/14/2016
078289	12/05/2016	W/R	MARTIN, CHRISTINA D	78.13	12/09/2016
078290	12/05/2016	W/R	COWLES, CINDY	1,388.60	12/12/2016
078291	12/05/2016	W/R	FISHER, CODI	101.10	12/08/2016
078292	12/05/2016	W/R	COLE DISTRIBUTING	201.76	12/09/2016
078293	12/05/2016	W/R	JEFFRIES, DREW T	270.00	12/09/2016
078294	12/05/2016	W/R	GEYER'S MARKET'S, INC.	271.86	12/09/2016
078295	12/05/2016	W/R	HEINEMANN	1,829.85	12/13/2016
078296	12/05/2016	W/R	ITsavvy	1,020.00	12/13/2016
078297	12/05/2016	W/R	SWETLIC, JANICE	405.00	12/12/2016
078298	12/05/2016	W/R	VANHOUTEN, JON	125.00	12/12/2016
078299	12/05/2016	W/R	PATNODE, KARLEY	75.00	12/19/2016
078300	12/05/2016	W/R	KIMBALL MIDWEST	391.40	12/09/2016
078301	12/05/2016	W/R	LESCH BATTERY & POWER	8,500.00	12/13/2016
078302	12/05/2016	W/R	MANSFIELD AUTO PARTS	284.19	12/12/2016
078303	12/05/2016	W/R	DEVITO, MARSHA	480.15	12/19/2016
078304	12/05/2016	W/R	MVD SPORTS	977.00	12/12/2016
078305	12/05/2016	W/R	NORTH CENTRAL STATE COLLEGE	7,512.05	12/13/2016
078306	12/05/2016	W/R	NOVA LUNA EDUC & CONSULTING	971.90	12/09/2016
078307	12/05/2016	W/W	NWDAB	378.75	
078308	12/05/2016	W/R	OASBO	120.00	12/12/2016
078309	12/05/2016	W/R	OMEA	990.00	12/14/2016
078310	12/05/2016	W/R	PIONEER CAREER & TECHNOLOGY	37.50	12/13/2016
078311	12/05/2016	W/R	REALLY GOOD STUFF	423.89	12/12/2016
078312	12/05/2016	W/R	RICHLAND COUNTY DOG SHELTER	100.00	12/20/2016
078313	12/05/2016	W/R	SCHOOL HEALTH CORP.	726.92	12/12/2016
078314	12/05/2016	W/R	HOLLOWAY, SHEILA	280.00	12/09/2016
078315	12/05/2016	W/R	STATE CHEMICAL SOLUTIONS	134.80	12/12/2016
078316	12/05/2016	W/R	TEACHER SYNERGY LLC	52.98	12/13/2016
078317	12/05/2016	W/R	TREASURER, STATE OF OHIO	2,320.60	12/12/2016
078318	12/05/2016	W/R	WEAVER, TROY J	203.13	12/12/2016
078319	12/09/2016	W/R	APPLE INC.	758.00	12/15/2016
078320	12/09/2016	W/R	APPLESEED TRUE VALUE	9.97	12/16/2016
078321	12/09/2016	W/R	AQUA SCIENCE INC.	2,515.68	12/15/2016
078322	12/09/2016	W/R	AUTOMATION PARTS WAREHOUSE	298.00	12/20/2016
078323	12/09/2016	W/R	PRESSEY, BELINDA	70.20	12/12/2016
078324	12/09/2016	W/R	ACCESSIBILITY SOLUTIONS LLC	729.00	12/16/2016
078325	12/09/2016	W/R	CDI COMPUTERS DEALERS INC.	1,051.00	12/16/2016
078326	12/09/2016	W/R	CDW-G	372.81	12/14/2016
078327	12/09/2016	W/R	CLEARWATER SYSTEMS	119.60	12/13/2016
078328	12/09/2016	W/R	COLES ENERGY, INC.	441.14	12/13/2016
078329	12/09/2016	W/R	CULLIGAN QUALITY WATER	74.00	12/14/2016
078330	12/09/2016	W/R	DRC/CTB	1,674.28	12/13/2016
078331	12/09/2016	W/R	DELL MARKETING L.P.	533.19	12/13/2016
078332	12/09/2016	W/R	GRAINGER	542.11	12/14/2016
078333	12/09/2016	W/R	HD SUPPLY FACILITIES	597.00	12/14/2016
078334	12/09/2016	W/R	HOBART SERVICE	815.61	12/13/2016
078335	12/09/2016	W/R	IRRIGATION SUPPLY OF COLUMBUS	1,319.50	12/16/2016
078336	12/09/2016	W/R	J & B ACCOUSTICAL	105.25	12/13/2016

Date: 1/05/2017

C H E C K R E G I S T E R
Processing Month: December 2016
LEXINGTON LOCAL SCHOOLS

Page: 2
(CHKREG)

Check#	Check Date	Org Sta	Vendor Paid	Check Amount	Status Date
078337	12/09/2016	W/R	CHAMBERS, JAIME	121.40	12/13/2016
078338	12/09/2016	W/R	KAHL'S TELECOMMUNICATIONS	80.00	12/12/2016
078339	12/09/2016	W/R	LOWE'S HOME CENTER	440.09	12/15/2016
078340	12/09/2016	W/R	MANSFIELD AUTO PARTS	34.94	12/15/2016
078341	12/09/2016	W/R	MENARDS	62.40	12/28/2016
078342	12/09/2016	W/R	PLUMBMASTER, INC.	233.34	12/13/2016
078343	12/09/2016	W/R	QUENCH	38.00	12/14/2016
078344	12/09/2016	W/R	DeLUCA, SANDRA	110.00	12/27/2016
078345	12/09/2016	W/R	SCHMIDT SECURITY	1,104.98	12/13/2016
078346	12/09/2016	W/R	SCHOLASTIC INC	106.25	12/14/2016
078347	12/09/2016	W/R	SHERWIN-WILLIAMS	30.88	12/15/2016
078348	12/09/2016	W/R	TEAM SPORTS, INC	1,195.00	12/14/2016
078349	12/09/2016	W/R	OHIO STATE UNIVERSITY	2,375.00	12/14/2016
078350	12/09/2016	W/R	WOLFF BROS. SUPPLY, INC.	664.43	12/14/2016
078351	12/12/2016	W/R	ADVANCED TURF SOLUTIONS	1,704.80	12/20/2016
078352	12/12/2016	W/R	ALBERT GUARNIERI & CO., INC.	882.94	12/19/2016
078353	12/12/2016	W/R	HAYER, ALLISON	32.40	12/23/2016
078354	12/12/2016	W/R	AWARDSMITH	101.50	12/27/2016
078355	12/12/2016	W/R	CANTON CITY SCHOOLS	130.00	12/22/2016
078356	12/12/2016	W/W	DISTRICT 9 BASEBALL COACHES	20.00	
078357	12/12/2016	W/R	EDGENUITY INC	7,500.00	12/21/2016
078358	12/12/2016	W/R	GEYER INSTRUCTIONAL PRODUCTS	257.74	12/20/2016
078359	12/12/2016	W/R	GIONINO'S PIZZERIA	92.00	12/23/2016
078360	12/12/2016	W/R	HEINEMANN	3,905.61	12/23/2016
078361	12/12/2016	W/R	HERFF JONES	3,697.41	12/20/2016
078362	12/12/2016	W/R	ITsavvy	87.00	12/20/2016
078363	12/12/2016	W/R	KAHL'S TELECOMMUNICATIONS	3,943.98	12/16/2016
078364	12/12/2016	W/W	FREEMAN, KAREN	19.44	
078365	12/12/2016	W/R	PORT-A-POT	180.00	12/23/2016
078366	12/12/2016	W/R	LEXINGTON LOCAL SCHOOLS	759.50	12/16/2016
078367	12/12/2016	W/W	LITERACY RESOURCES INC	463.94	
078368	12/12/2016	W/R	MID-OHIO ED. SERVICE CENTER	1,354.61	12/16/2016
078369	12/12/2016	W/R	MVD SPORTS	894.00	12/22/2016
078370	12/12/2016	W/R	NCOCC	64,844.30	12/22/2016
078371	12/12/2016	W/R	NORTH CENTRAL OHIO ESC	1,120.50	12/20/2016
078372	12/12/2016	W/R	OHSECA	375.00	12/23/2016
078373	12/12/2016	W/R	CONOVER, PAM	149.70	12/16/2016
078374	12/12/2016	W/R	POST MASTER	504.00	12/19/2016
078375	12/12/2016	W/R	SMITH, RACHEL	175.00	12/15/2016
078376	12/12/2016	W/W	RIDDELL	1,081.96	
078377	12/12/2016	W/R	SCHOOL SPECIALTY INC.	287.02	12/20/2016
078378	12/12/2016	W/R	SMETZ'S TIRE SERVICE CENTER	1,767.60	12/20/2016
078379	12/12/2016	W/R	SMITHFOODS, INC	3,716.90	12/19/2016
078380	12/12/2016	W/R	STANTON SHEET MUSIC	237.34	12/19/2016
078381	12/12/2016	W/R	SYSCO CLEVELAND, INC.	1,893.42	12/16/2016
078382	12/12/2016	W/R	OHIO BUREAU OF CRIMINAL IDENT.	138.00	12/20/2016
078383	12/12/2016	W/R	TREASURER, STATE OF OHIO	50.00	12/23/2016
078384	12/12/2016	W/R	TRUCK SALES & SERVICE, INC.	1,273.58	12/19/2016
078385	12/19/2016	W/W	HAYER, ALLISON	16.14	
078386	12/19/2016	W/R	LITTLE, ANDY J	250.00	12/28/2016
078387	12/19/2016	W/R	PAULEY, BRETT	125.00	12/28/2016
078388	12/19/2016	W/W	BRIDGEWAY ACADEMY	4,200.00	

Check#	Check Date	Org Sta	Vendor Paid	Check Amount	Status Date
078389	12/19/2016	W/W	BASA	209.00	
078390	12/19/2016	W/R	CRESTVIEW LOCAL SCHOOL	150.00	12/21/2016
078391	12/19/2016	W/R	DEMPSEY MIDDLE SCHOOL (DCS)	150.00	12/22/2016
078392	12/19/2016	W/W	MARIKIS, DENNIS	8,500.00	
078393	12/19/2016	W/R	EAST LIVERPOOL HIGH SCHOOL	175.00	12/29/2016
078394	12/19/2016	W/R	EDISON LOCAL SCHOOL DISTRICT	190.00	12/28/2016
078395	12/19/2016	W/R	GALION HIGH SCHOOL (AD)	150.00	12/22/2016
078396	12/19/2016	W/R	HCC LIFE INSURANCE CO	26,901.06	12/28/2016
078397	12/19/2016	W/R	HIGHLAND HIGH SCHOOL (SPARTA)	225.00	12/29/2016
078398	12/19/2016	W/R	VANHOUTEN, JON	125.00	12/23/2016
078399	12/19/2016	W/R	JOSTEN'S	607.75	12/29/2016
078400	12/19/2016	W/R	NIXON, KATHERINE	406.20	12/19/2016
078401	12/19/2016	W/R	MANSFIELD CITY SCHOOLS	250.00	12/29/2016
078402	12/19/2016	W/W	METROPOLITAN EDUCATIONAL	1,082.82	
078403	12/19/2016	W/R	MID-OHIO ED. SERVICE CENTER	330.44	12/21/2016
078404	12/19/2016	W/W	NEW LEXINGTON LOCAL SCHOOLS	225.00	
078405	12/19/2016	W/R	NORTH CENTRAL OHIO ESC	257.25	12/23/2016
078406	12/19/2016	W/R	PEPPLE & WAGGONER, LTD.	380.01	12/22/2016
078407	12/19/2016	W/W	RC THERAPY SERVICES, INC.	7,480.00	
078408	12/19/2016	W/R	RICHLAND CO. HEALTH DEPT	4,827.66	12/27/2016
078409	12/19/2016	W/W	RIVER VALLEY LOCAL SCHOOLS	125.00	
078410	12/19/2016	W/R	SAMUEL FRENCH, INC.	180.30	12/27/2016
078411	12/19/2016	W/R	THORBURN, SARA	415.11	12/27/2016
078412	12/19/2016	W/R	SCHOOL EMPLOYEES RETIREMENT	5,566.01	12/22/2016
078413	12/19/2016	W/R	HOLLOWAY, SHEILA	715.00	12/22/2016
078414	12/19/2016	W/R	SOUTHEASTERN PERFORMANCE APPL.	3,976.12	12/28/2016
078415	12/19/2016	W/R	THE GRAPHIC EDGE, INC	768.82	12/23/2016
078416	12/19/2016	W/W	WEAVER, TROY J	250.00	
078417	12/19/2016	W/R	U.S. AWARDS, INC.	100.59	12/23/2016
078418	12/19/2016	W/W	WILLARD CITY SCHOOLS	150.00	
078419	12/16/2016	W/R	HOME 2 SUITES BY HILTON	524.70	12/28/2016
078420	12/16/2016	W/R	QUALITY INN	439.85	12/20/2016
078421	12/19/2016	W/R	SHELDON, AMANDA	200.00	12/27/2016
078422	12/19/2016	W/R	CBIZ BENEFITS & INSURANCE	2,750.00	12/27/2016
078423	12/19/2016	W/R	CHARLES RITTER CO.	277.20	12/22/2016
078424	12/19/2016	W/R	COWLES, CINDY	1,388.60	12/28/2016
078425	12/19/2016	W/R	COLUMBIA GAS OF OHIO	781.16	12/30/2016
078426	12/19/2016	W/W	BAKER, CONNIE	17.82	
078427	12/19/2016	W/R	JEFFRIES, DREW T	190.00	12/23/2016
078428	12/19/2016	W/R	GIONINO'S PIZZERIA	74.00	12/28/2016
078429	12/19/2016	W/R	HOUGHTON MIFFLIN HARCOURT	167.70	12/28/2016
078430	12/19/2016	W/R	SWETLIC, JANICE	520.00	12/23/2016
078431	12/19/2016	W/R	WHITESEL, JASON	56.70	12/22/2016
078432	12/19/2016	W/W	DUFFEY, JESSICA	63.30	
078433	12/19/2016	W/W	YODER, KAREN	59.40	
078434	12/19/2016	W/R	PATNODE, KARLEY	120.00	12/30/2016
078435	12/19/2016	W/R	WESSERLING, LAURA	148.80	12/28/2016
078436	12/19/2016	W/R	SCHWECHHEIMER, MICHAEL	173.19	12/23/2016
078437	12/19/2016	W/R	SHAFFER, MICHELLE	160.88	12/22/2016
078438	12/19/2016	W/R	SMITH, MICHELLE	252.21	12/22/2016
078439	12/19/2016	W/R	MID-OHIO ED. SERVICE CENTER	105.00	12/22/2016
078440	12/19/2016	W/R	STAPLES, MITCHELL L	765.00	12/27/2016

Check#	Check Date	Org Sta	Vendor Paid	Check Amount	Status Date
078441	12/19/2016	W/R	OHIO SCHOOL BD. ASSOC.	5,341.00	12/29/2016
078442	12/19/2016	W/R	R.E.M. COMMUNICATIONS, INC.	235.00	12/29/2016
078443	12/19/2016	W/R	KNUCKLES, RYAN	145.92	12/22/2016
078444	12/19/2016	W/R	SALVATION ARMY	1,120.86	12/27/2016
078445	12/19/2016	W/W	ARNETT, SANDRA	12.42	
078446	12/19/2016	W/R	FREUNDLICH, SARAH	246.76	12/30/2016
078447	12/19/2016	W/R	SCHOOL HEALTH CORP.	18.54	12/23/2016
078448	12/19/2016	W/W	SCIENCE OLYMPIAD	450.00	
078449	12/19/2016	W/W	THE CENTER FOR INDIVIDUAL &	75.00	
078450	12/19/2016	W/W	PERRY, TIFFANY	175.00	
078451	12/21/2016	B/B	SHELBY CITY SCHOOLS	120.00	
078452	12/21/2016	B/B	ONTARIO ATHLETIC DEPT.	530.00	
078453	12/21/2016	W/W	RUMPKE	774.79	
078454	12/28/2016	W/W	AMERICAN ELECTRIC POWER	36,569.60	
078455	12/28/2016	W/R	CHARLES RITTER CO.	276.00	12/30/2016
078456	12/28/2016	W/W	COLE DISTRIBUTING	15,146.54	
078457	12/28/2016	W/W	MARIKIS, DENNIS	9,400.00	
078458	12/28/2016	W/W	DIRECT ENERGY BUSINESS MARKETI	525.51	
078459	12/28/2016	W/W	E-CONOLIGHT	2,271.01	
078460	12/28/2016	W/R	FURBAY/MANSFIELD ELECTRIC	24.96	12/30/2016
078461	12/28/2016	W/W	EGGERTON, GENELLE	132.00	
078462	12/28/2016	W/W	GRAINGER	632.70	
078463	12/28/2016	W/W	HEINEMANN	27.00	
078464	12/28/2016	W/W	J & B ACCOUSTICAL	124.31	
078465	12/28/2016	W/W	GUY, KATHERINE	30.00	
078466	12/28/2016	W/W	MEDCENTRAL PEDIATRIC THERAPY	48,700.00	
078467	12/28/2016	W/W	NCOT & CCOA	300.00	
078468	12/28/2016	W/W	RENHILL GROUP, INC.	6,808.86	
078469	12/28/2016	W/W	SCHMIDT SECURITY	294.00	
078470	12/28/2016	W/W	SIESEL DISTRIBUTING, LLC	1,622.35	
078471	12/28/2016	W/W	STANDARD PLUMBING & HEATING CO	2,060.00	
078472	12/28/2016	W/W	US BANK	4,614.44	
078473	12/28/2016	W/W	VERIZON WIRELESS	695.25	
078474	12/28/2016	W/W	WAL-MART DISCOUNT CITIES	125.91	
078475	12/30/2016	W/W	SHELDON, AMANDA	60.00	
078476	12/30/2016	W/W	COWLES, CINDY	277.72	
078477	12/30/2016	W/W	JEFFRIES, DREW T	220.00	
078478	12/30/2016	W/W	SWETLIC, JANICE	65.00	
078479	12/30/2016	W/W	PATNODE, KARLEY	40.00	
078480	12/30/2016	W/W	NOVA LUNA EDUC & CONSULTING	971.90	
078481	12/30/2016	W/W	SAMUEL FRENCH, INC.	150.00	
078482	12/30/2016	W/W	LEXINGTON ATHLETIC DEPT.	4,490.00	
690911	12/05/2016	C/R	LEXINGTON SCHOOLS - PAYROLL	523,011.36	12/31/2016
690912	12/06/2016	M/M	GORDON FOOD SERVICE	5,897.58	
690913	12/07/2016	M/M	GORDON FOOD SERVICE	3,149.54	
690914	12/20/2016	C/R	LEXINGTON SCHOOLS - PAYROLL	527,995.82	12/31/2016
690915	12/13/2016	M/M	LEXINGTON SCHOOLS - PAYROLL	7,063.18	
690916	12/13/2016	M/M	MEMO-S.T.R.S.	5,783.21	
690917	12/14/2016	M/M	ANTHEM BENEFIT SERVICES	283,236.72	
690918	12/14/2016	M/M	LEXINGTON SCHOOLS - PAYROLL	7,133.03	
690919	12/14/2016	M/M	MEMO-S.T.R.S.	5,783.21	
690920	12/14/2016	M/M	OHIO BUREAU OF WORKERS'	44,480.10	

Date: 1/05/2017

C H E C K R E G I S T E R
Processing Month: December 2016
LEXINGTON LOCAL SCHOOLS

Page: 5
(CHKREG)

Check#	Check Date	Org Sta	Vendor Paid	Check Amount	Status Date
690921	12/22/2016	M/M	MEMO-MID OHIO ESC	4,375.32	
690922	12/22/2016	M/M	MEMO-S.E.R.S.	42,700.00	
690923	12/22/2016	M/M	MEMO-S.T.R.S.	105,552.00	
Total Checks Issued				\$ 1,957,201.84	

TRANS NO	ITEM NO	TRANS DATE	STS	DESCRIPTION OR SOURCE	TI	FUND	RCPT	SPOC	SUBJ	OPU	TRANS AMOUNT
069758	0001	12/01/2016	A	Tuition pymt	03	001	1211	0000	000000	000	2,458.32
069772	0001	12/05/2016	A	Preschool tuition	03	001	1211	0000	000000	500	300.00
069773	0001	12/05/2016	A	Tuition pymt	03	001	1211	0000	000000	000	614.58
069785	0001	12/06/2016	A	Preschool tuition	03	001	1211	0000	000000	500	400.00
069787	0001	12/06/2016	A	Tuition pymt	03	001	1211	0000	000000	000	1,229.16
069788	0001	12/07/2016	A	Preschool tuition	03	001	1211	0000	000000	500	100.00
069793	0001	12/08/2016	A	Preschool tuition	03	001	1211	0000	000000	500	100.00
069798	0001	12/09/2016	A	Preschool tuition	03	001	1211	0000	000000	500	100.00
069801	0001	12/09/2016	A	Tuition pymt	03	001	1211	0000	000000	000	614.58
069809	0001	12/12/2016	A	Preschool tuition	03	001	1211	0000	000000	500	100.00
069841	0001	12/19/2016	A	Weeks Dec tuition	03	001	1211	0000	000000	000	620.00
069848	0001	12/19/2016	A	Preschool tuition	03	001	1211	0000	000000	500	900.00
069870	0001	12/20/2016	A	Preschool tuition	03	001	1211	0000	000000	500	100.00
069850	0001	12/22/2016	A	Tuition pymt - Ali	03	001	1211	0000	000000	000	3,687.48
RCPT CODE SUB-TOTAL:											11,324.12
069752	0012	12/09/2016	A	Open Enrollment Revenue	03	001	1227	0000	000000	000	200.00
069849	0012	12/23/2016	A	Open Enrollment Revenue	03	001	1227	0000	000000	000	200.00
RCPT CODE SUB-TOTAL:											400.00
069888	0001	12/31/2016	A	Richland Bank May Interest	03	001	1410	0000	000000	000	4,754.16
RCPT CODE SUB-TOTAL:											4,754.16
069784	0001	12/06/2016	A	HS School fees	03	001	1740	0000	000000	100	63.00
069796	0001	12/09/2016	A	Western school fees	03	001	1740	0000	000000	500	5.00
069802	0001	12/12/2016	A	HS School fees	03	001	1740	0000	000000	100	5.00
069803	0001	12/12/2016	A	Western School fees	03	001	1740	0000	000000	500	20.00
069823	0001	12/12/2016	A	Gatlinburg Fundraiser	03	001	1740	0000	000000	400	1,020.00
069825	0001	12/12/2016	A	HS School fees	03	001	1740	0000	000000	100	127.00
069852	0001	12/16/2016	A	HS School fees	03	001	1740	0000	000000	100	22.00
069862	0001	12/19/2016	A	Central school fees	03	001	1740	0000	000000	400	28.00
069843	0001	12/21/2016	A	HS School Fees	03	001	1740	0000	000000	100	68.00
069846	0001	12/21/2016	A	Gatlinburg Fundraiser - Corr	03	001	1740	0000	000000	400	1,020.00-
069847	0001	12/21/2016	A	HS School Fees	03	001	1740	0000	000000	100	68.00-
069847	0002	12/21/2016	A	HS Fees	03	001	1740	0000	000000	100	68.60
069882	0001	12/30/2016	A	HS Fees - Pay For It	03	001	1740	0000	000000	100	0.00
069882	0002	12/30/2016	A	Central Fees - Pay For It	03	001	1740	0000	000000	400	0.00
069882	0003	12/30/2016	A	Jr High Fees - Pay For It	03	001	1740	0000	000000	400	0.00
069882	0004	12/30/2016	A	Eastern Fees - Pay For It	03	001	1740	0000	000000	400	54.00
069882	0005	12/30/2016	A	Western Fees - Pay For It	03	001	1740	0000	000000	400	0.00
RCPT CODE SUB-TOTAL:											392.60

STATUS (STS) CODES:

A-RECEIPT B-REFUND OF RECEIPT V-VOID REFUND OF RECEIPT X-REDUCTION OF EXPENDITURE
 C-APPROPRIATION OR BUDGET MODIFICATIONS D-EXPENSE/SUPPLIES DISTRIBUTION F-FUND TO FUND TRANSFER

LEXINGTON LOCAL SCHOOLS
 TRANS. BY FUND/RCPT, ALL FUNDS
 DATES 12/01/2016 THRU 12/31/2016
 SORTED BY TRANSACTION DATE

TRANS NO	ITEM NO	TRANS DATE	STS	DESCRIPTION OR SOURCE	TI	FUND	RCPT	SPCC	SUBJ	OPU	TRANS AMOUNT
069780	0001	12/05/2016	A	Kroger Tax Abatement	03	001	1880	0000	000000	000	16,800.00
069807	0001	12/12/2016	A	Hi Stat Tax Abatement	03	001	1880	0000	000000	000	17,429.30
069807	0002	12/12/2016	A	PineRidge tax abatement	03	001	1880	0000	000000	000	2,470.00
RCPT CODE SUB-TOTAL:											36,699.30
069782	0001	12/06/2016	A	Jury duty pymt	03	001	1890	0000	000000	000	40.00
069808	0004	12/12/2016	A	Mid Ohio Reimb Sparc	03	001	1890	0000	000000	000	231.14
069853	0001	12/16/2016	A	Mid State recycling	03	001	1890	0000	000000	800	48.00
RCPT CODE SUB-TOTAL:											319.14
069752	0001	12/09/2016	A	Opportunity Grant	03	001	3110	0000	000000	000	501,835.92
069752	0002	12/09/2016	A	Targeted Assistance	03	001	3110	0000	000000	000	26,179.35
069752	0003	12/09/2016	A	K-3 Literacy Funding	03	001	3110	0000	000000	000	5,775.69
069752	0005	12/09/2016	A	Limited English Prof Funding	03	001	3110	0000	000000	000	320.11
069752	0006	12/09/2016	A	Gifted Education Funding	03	001	3110	0000	000000	000	5,123.79
069752	0007	12/09/2016	A	Transportation	03	001	3110	0000	000000	000	23,854.84
069752	0008	12/09/2016	A	Special Education Funding	03	001	3110	0000	000000	000	37,412.19
069752	0010	12/09/2016	A	Preschool Special Educ Funding	03	001	3110	0000	000000	000	30,080.90
069752	0011	12/09/2016	A	Special Educ Transportation	03	001	3110	0000	000000	000	1,638.06
069752	0019	12/09/2016	A	JV01 FY 2016 SFPR Adjustment	03	001	3110	0000	000000	000	836.22-
069752	0020	12/09/2016	A	JV02 FY 2016 SFPR Adjustment	03	001	3110	0000	000000	000	995.62-
069849	0001	12/23/2016	A	Opportunity Grant	03	001	3110	0000	000000	000	300,199.80
069849	0002	12/23/2016	A	Targeted Assistance	03	001	3110	0000	000000	000	26,015.56
069849	0003	12/23/2016	A	K-3 Literacy Funding	03	001	3110	0000	000000	000	5,806.07
069849	0005	12/23/2016	A	Limited English Prof Funding	03	001	3110	0000	000000	000	262.90
069849	0006	12/23/2016	A	Gifted Education Funding	03	001	3110	0000	000000	000	5,305.61
069849	0007	12/23/2016	A	Transportation	03	001	3110	0000	000000	000	22,452.01
069849	0008	12/23/2016	A	Special Education Funding	03	001	3110	0000	000000	000	37,502.21
069849	0010	12/23/2016	A	Preschool Special Educ Funding	03	001	3110	0000	000000	000	5,979.84
069849	0011	12/23/2016	A	Special Educ Transportation	03	001	3110	0000	000000	000	2,209.97
069849	0019	12/23/2016	A	JV01 FY 2016 SFPR Adjustment	03	001	3110	0000	000000	000	836.22-
069849	0020	12/23/2016	A	JV02 FY 2016 SFPR Adjustment	03	001	3110	0000	000000	000	995.62-
RCPT CODE SUB-TOTAL:											834,291.14
069839	0001	12/16/2016	A	RB for Real Estate - Richland	03	001	3131	0000	000000	000	356.91
069839	0002	12/16/2016	A	RB for Emergency Levy -Richlan	03	001	3131	0000	000000	000	265.14
069839	0004	12/16/2016	A	2 1/2 HMRB Real Est-Richland	03	001	3131	0000	000000	000	54.68
069839	0005	12/16/2016	A	2 1/2 HMRB Emerg Levy-Richland	03	001	3131	0000	000000	000	40.65
RCPT CODE SUB-TOTAL:											717.38

STATUS (STS) CODES:
 A-RECEIPT B-REFUND OF RECEIPT V-VOID REFUND OF RECEIPT X-REDUCTION OF EXPENDITURE
 C-APPROPRIATION OR BUDGET MODIFICATIONS D-EXPENSE/SUPPLIES DISTRIBUTION F-FUND TO FUND TRANSFER

LEXINGTON LOCAL SCHOOLS
 TRANS. BY FUND/RCPT, ALL FUNDS
 DATES 12/01/2016 THRU 12/31/2016
 SORTED BY TRANSACTION DATE

TRANS NO	ITEM NO	TRANS DATE	STS	DESCRIPTION OR SOURCE	TX FUND	RCPT	SPEC	SUBJ	OPU	TRANS AMOUNT
069752	0004	12/09/2016	A	Economic Disadvantaged Funding	03	001	3211	0000	000000 000	2,547.59
069849	0004	12/23/2016	A	Economic Disadvantaged Funding	03	001	3211	0000	000000 000	2,864.79
RCPT CODE SUB-TOTAL:										5,412.38
069752	0009	12/09/2016	A	Career Tech Education Funding	03	001	3219	0000	000000 000	440.81
069849	0009	12/23/2016	A	Career Tech Education Funding	03	001	3219	0000	000000 000	440.80
RCPT CODE SUB-TOTAL:										881.61
069883	0001	12/30/2016	A	MEDICAID Recd -12/15/16	03	001	3300	0000	000000 000	27,802.16
RCPT CODE SUB-TOTAL:										27,802.16
FUND CODE SUB-TOTAL:										922,993.99
069839	0003	12/16/2016	A	RB for PI Levy - Richland	03	003	3131	0000	000000 000	31.72
069839	0006	12/16/2016	A	2 1/2 HMRB PI Levy-Richland	03	003	3131	0000	000000 000	4.86
RCPT CODE SUB-TOTAL:										36.58
FUND CODE SUB-TOTAL:										36.58
069888	0005	12/31/2016	A	Richland Bank May Interest	03	006	1410	0000	000000 000	0.00
RCPT CODE SUB-TOTAL:										0.00
069815	0026	12/09/2016	A	HS Breakfast	03	006	1511	0000	000000 100	200.15
069815	0027	12/09/2016	A	Jr. Hi Breakfast	03	006	1511	0000	000000 200	53.45
069815	0028	12/09/2016	A	Eastern Breakfast	03	006	1511	0000	000000 300	102.80
069815	0029	12/09/2016	A	Central Breakfast	03	006	1511	0000	000000 400	55.90
069815	0030	12/09/2016	A	Western Breakfast	03	006	1511	0000	000000 500	39.70
069859	0026	12/16/2016	A	HS Breakfast	03	006	1511	0000	000000 100	132.20
069859	0027	12/16/2016	A	Jr. Hi Breakfast	03	006	1511	0000	000000 200	30.45
069859	0028	12/16/2016	A	Eastern Breakfast	03	006	1511	0000	000000 300	102.20
069859	0029	12/16/2016	A	Central Breakfast	03	006	1511	0000	000000 400	44.40
069859	0030	12/16/2016	A	Western Breakfast	03	006	1511	0000	000000 500	29.80
069886	0026	12/20/2016	A	HS Breakfast	03	006	1511	0000	000000 100	48.25
069886	0027	12/20/2016	A	Jr. Hi Breakfast	03	006	1511	0000	000000 200	7.10
069886	0028	12/20/2016	A	Eastern Breakfast	03	006	1511	0000	000000 300	33.00
069886	0029	12/20/2016	A	Central Breakfast	03	006	1511	0000	000000 400	9.90
069886	0030	12/20/2016	A	Western Breakfast	03	006	1511	0000	000000 500	10.35

STATUS (STS) CODES:
 A-RECEIPT B-REFUND OF RECEIPT V-VOID REFUND OF RECEIPT X-REDUCTION OF EXPENDITURE
 C-APPROPRIATION OR BUDGET MODIFICATIONS D-EXPENSE/SUPPLIES DISTRIBUTION F-FUND TO FUND TRANSFER

TRANS NO	ITEM NO	TRANS DATE	STS	DESCRIPTION OR SOURCE	TI	FUND	RCPT	SPEC	SUBJ	OPU	TRANS AMOUNT
RCPT CODE SUB-TOTAL:											899.65
069815	0001	12/09/2016	A	HS Stu. Type A	03	006	1512	0000	000000	100	3,945.85
069815	0005	12/09/2016	A	HS ROA Stu. Type A	03	006	1512	0000	000000	100	1,639.10-
069815	0006	12/09/2016	A	Jr Hi Stu. Type A	03	006	1512	0000	000000	200	1,716.50
069815	0010	12/09/2016	A	Jr. Hi ROA Stu Type A	03	006	1512	0000	000000	200	374.18-
069815	0011	12/09/2016	A	Eastern Stu. Type A	03	006	1512	0000	000000	300	1,759.90
069815	0015	12/09/2016	A	Eastern ROA Stu. Type A	03	006	1512	0000	000000	300	332.01-
069815	0016	12/09/2016	A	Central Stu. Type A	03	006	1512	0000	000000	400	1,525.50
069815	0020	12/09/2016	A	Central ROA Stu. Type A	03	006	1512	0000	000000	400	534.02-
069815	0021	12/09/2016	A	Western Stu. Type A	03	006	1512	0000	000000	500	1,228.55
069815	0025	12/09/2016	A	Western ROA Stu. Type A	03	006	1512	0000	000000	500	224.70-
069859	0001	12/16/2016	A	HS Stu. Type A	03	006	1512	0000	000000	100	2,784.70
069859	0005	12/16/2016	A	HS ROA Stu. Type A	03	006	1512	0000	000000	100	1,386.81-
069859	0006	12/16/2016	A	Jr Hi Stu. Type A	03	006	1512	0000	000000	200	1,277.05
069859	0010	12/16/2016	A	Jr. Hi ROA Stu Type A	03	006	1512	0000	000000	200	1,085.40-
069859	0011	12/16/2016	A	Eastern Stu. Type A	03	006	1512	0000	000000	300	1,279.15
069859	0015	12/16/2016	A	Eastern ROA Stu. Type A	03	006	1512	0000	000000	300	776.60-
069859	0016	12/16/2016	A	Central Stu. Type A	03	006	1512	0000	000000	400	1,108.25
069859	0020	12/16/2016	A	Central ROA Stu. Type A	03	006	1512	0000	000000	400	507.11-
069859	0021	12/16/2016	A	Western Stu. Type A	03	006	1512	0000	000000	500	970.70
069859	0025	12/16/2016	A	Western ROA Stu. Type A	03	006	1512	0000	000000	500	628.40-
069886	0001	12/20/2016	A	HS Stu. Type A	03	006	1512	0000	000000	100	973.25
069886	0005	12/20/2016	A	HS ROA Stu. Type A	03	006	1512	0000	000000	100	425.42-
069886	0006	12/20/2016	A	Jr Hi Stu. Type A	03	006	1512	0000	000000	200	459.75
069886	0010	12/20/2016	A	Jr. Hi ROA Stu Type A	03	006	1512	0000	000000	200	311.95-
069886	0011	12/20/2016	A	Eastern Stu. Type A	03	006	1512	0000	000000	300	506.30
069886	0015	12/20/2016	A	Eastern ROA Stu. Type A	03	006	1512	0000	000000	300	282.75-
069886	0016	12/20/2016	A	Central Stu. Type A	03	006	1512	0000	000000	400	446.20
069886	0020	12/20/2016	A	Central ROA Stu. Type A	03	006	1512	0000	000000	400	276.95-
069886	0021	12/20/2016	A	Western Stu. Type A	03	006	1512	0000	000000	500	411.05
069886	0025	12/20/2016	A	Western ROA Stu. Type A	03	006	1512	0000	000000	500	230.45-
069882	0006	12/30/2016	A	HS Lunch - Pay For It	03	006	1512	0000	000000	100	2,722.70
069882	0007	12/30/2016	A	Jr High Lunch - Pay For It	03	006	1512	0000	000000	200	1,506.80
069882	0008	12/30/2016	A	Eastern Lunch - Pay For It	03	006	1512	0000	000000	300	1,252.29
069882	0009	12/30/2016	A	Central Lunch - Pay For It	03	006	1512	0000	000000	400	1,048.10
069882	0010	12/30/2016	A	Western Lunch - Pay For It	03	006	1512	0000	000000	500	1,169.35
RCPT CODE SUB-TOTAL:											19,076.09
069815	0003	12/09/2016	A	HS Stu. ALa Carte	03	006	1513	0000	000000	100	2,256.50
069815	0003	12/09/2016	A	Jr. Hi Stu. Ala Carte	03	006	1513	0000	000000	200	761.75
069815	0013	12/09/2016	A	Eastern Stu. Ala Carte	03	006	1513	0000	000000	300	302.40

STATUS (STS) CODES:
 A-RECEIPT B-REFUND OF RECEIPT V-VOID REFUND OF RECEIPT X-REDUCTION OF EXPENDITURE
 C-APPROPRIATION OR BUDGET MODIFICATIONS D-EXPENSE/SUPPLIES DISTRIBUTION F-FUND TO FUND TRANSFER

TRANS NO	ITEM NO	TRANS DATE	STS	DESCRIPTION OR SOURCE	TI	FUND	RCPT	SPCC	SUBJ	OPU	TRANS AMOUNT
069815	0018	12/09/2016	A	Central Stu. Ala Carte	03	006	1513	0000	000000	400	155.50
069815	0023	12/09/2016	A	Western Stu. Ala Carte	03	006	1513	0000	000000	500	175.50
069859	0003	12/16/2016	A	HS Stu. Ala Carte	03	006	1513	0000	000000	100	1,598.91
069859	0008	12/16/2016	A	Jr. Hi Stu. Ala Carte	03	006	1513	0000	000000	200	503.51
069859	0013	12/16/2016	A	Eastern Stu. Ala Carte	03	006	1513	0000	000000	300	255.00
069859	0018	12/16/2016	A	Central Stu. Ala Carte	03	006	1513	0000	000000	400	93.25
069859	0023	12/16/2016	A	Western Stu. Ala Carte	03	006	1513	0000	000000	500	112.50
069886	0003	12/20/2016	A	HS Stu. Ala Carte	03	006	1513	0000	000000	100	594.55
069886	0008	12/20/2016	A	Jr. Hi Stu. Ala Carte	03	006	1513	0000	000000	200	154.10
069886	0013	12/20/2016	A	Eastern Stu. Ala Carte	03	006	1513	0000	000000	300	96.40
069886	0018	12/20/2016	A	Central Stu. Ala Carte	03	006	1513	0000	000000	400	38.00
069886	0023	12/20/2016	A	Western Stu. Ala Carte	03	006	1513	0000	000000	500	43.50
RCPT CODE SUB-TOTAL:											7,141.37
069815	0002	12/09/2016	A	HS Stu. Milk	03	006	1514	0000	000000	100	43.00
069815	0007	12/09/2016	A	Jr. Hi. Stu Milk	03	006	1514	0000	000000	200	27.50
069815	0012	12/09/2016	A	Eastern Stu. Milk	03	006	1514	0000	000000	300	5.00
069815	0017	12/09/2016	A	Central Stu. Milk	03	006	1514	0000	000000	400	16.00
069815	0022	12/09/2016	A	Western Stu. Milk	03	006	1514	0000	000000	500	18.00
069859	0002	12/16/2016	A	HS Stu. Milk	03	006	1514	0000	000000	100	27.50
069859	0007	12/16/2016	A	Jr. Hi. Stu Milk	03	006	1514	0000	000000	200	18.00
069859	0012	12/16/2016	A	Eastern Stu. Milk	03	006	1514	0000	000000	300	5.00
069859	0017	12/16/2016	A	Central Stu. Milk	03	006	1514	0000	000000	400	7.50
069859	0022	12/16/2016	A	Western Stu. Milk	03	006	1514	0000	000000	500	13.00
069886	0002	12/20/2016	A	HS Stu. Milk	03	006	1514	0000	000000	100	15.50
069886	0007	12/20/2016	A	Jr. Hi. Stu Milk	03	006	1514	0000	000000	200	14.00
069886	0012	12/20/2016	A	Eastern Stu. Milk	03	006	1514	0000	000000	300	1.50
069886	0017	12/20/2016	A	Central Stu. Milk	03	006	1514	0000	000000	400	5.00
069886	0022	12/20/2016	A	Western Stu. Milk	03	006	1514	0000	000000	500	4.50
RCPT CODE SUB-TOTAL:											221.00
069815	0004	12/09/2016	A	HS Adult Ala Carte	03	006	1523	0000	000000	100	196.65
069815	0009	12/09/2016	A	Jr. Hi Adult Ala Carte	03	006	1523	0000	000000	200	62.35
069815	0014	12/09/2016	A	Eastern Adult Ala Carte	03	006	1523	0000	000000	300	73.50
069815	0019	12/09/2016	A	Central Adult Ala Carte	03	006	1523	0000	000000	400	80.10
069815	0024	12/09/2016	A	Western Adult Ala Carte	03	006	1523	0000	000000	500	22.05
069859	0004	12/16/2016	A	HS Adult Ala Carte	03	006	1523	0000	000000	100	876.50
069859	0009	12/16/2016	A	Jr. Hi Adult Ala Carte	03	006	1523	0000	000000	200	47.10
069859	0014	12/16/2016	A	Eastern Adult Ala Carte	03	006	1523	0000	000000	300	79.50
069859	0019	12/16/2016	A	Central Adult Ala Carte	03	006	1523	0000	000000	400	55.05
069859	0024	12/16/2016	A	Western Adult Ala Carte	03	006	1523	0000	000000	500	13.30
069886	0004	12/20/2016	A	HS Adult Ala Carte	03	006	1523	0000	000000	100	25.50

STATUS (STS) CODES:
 A-RECEIPT B-REFUND OF RECEIPT V-VOID REFUND OF RECEIPT X-REDUCTION OF EXPENDITURE
 C-APPROPRIATION OR BUDGET MODIFICATIONS D-EXPENSE/SUPPLIES DISTRIBUTION F-FUND TO FUND TRANSFER

LEXINGTON LOCAL SCHOOLS
 TRANS. BY FUND/RCPT, ALL FUNDS
 DATES 12/01/2016 THRU 12/31/2016
 SORTED BY TRANSACTION DATE

TRANS NO	ITEM NO	TRANS DATE	STS	DESCRIPTION OR SOURCE	TI	FUND	RCPT	SPEC	SUBJ	OPU	TRANS AMOUNT
069886	0009	12/20/2016	A	Jr. Hi Adult Ala Carte	03	006	1523	0000	000000	200	9.50
069886	0014	12/20/2016	A	Eastern Adult Ala Carte	03	006	1523	0000	000000	300	3.00
069886	0019	12/20/2016	A	Central Adult Ala Carte	03	006	1523	0000	000000	400	19.50
069886	0024	12/20/2016	A	Western Adult Ala Carte	03	006	1523	0000	000000	500	7.25
RCPT CODE SUB-TOTAL:											1,570.85
069887	0001	12/20/2016	A	Coke Commission	03	006	1851	0000	000000	000	49.29
RCPT CODE SUB-TOTAL:											49.29
069836	0001	12/15/2016	A	State Lunch Dec 2016 -Centra	03	006	3200	0000	000000	400	284.65
069836	0002	12/15/2016	A	State Lunch Dec 2016- East	03	006	3200	0000	000000	300	370.04
069836	0003	12/15/2016	A	State Lunch Dec 2016- HS	03	006	3200	0000	000000	100	327.35
069836	0004	12/15/2016	A	State Lunch Dec 2016 - JH	03	006	3200	0000	000000	200	241.95
069836	0005	12/15/2016	A	State Lunch Dec 2016 Western	03	006	3200	0000	000000	500	199.25
RCPT CODE SUB-TOTAL:											1,423.24
069840	0001	12/16/2016	A	Federal Reimb Lunch High	03	006	4120	0000	000000	100	6,858.04
069840	0002	12/16/2016	A	Federal Reimb Lunch Jr High	03	006	4120	0000	000000	200	5,499.94
069840	0003	12/16/2016	A	Federal Reimb Lunch Central	03	006	4120	0000	000000	400	6,045.36
069840	0004	12/16/2016	A	Federal Reimb Lunch East	03	006	4120	0000	000000	300	7,455.98
069840	0005	12/16/2016	A	Federal Reimb Lunch Western	03	006	4120	0000	000000	500	4,063.28
069840	0006	12/16/2016	A	Fed Reimb Breakfast - High	03	006	4120	0000	000000	100	826.82
069840	0007	12/16/2016	A	Federal Reimb Breakfast - Jr H	03	006	4120	0000	000000	200	678.88
069840	0008	12/16/2016	A	Federal Reimb Break - Central	03	006	4120	0000	000000	400	814.42
069840	0009	12/16/2016	A	Federal Reimb Break - East	03	006	4120	0000	000000	300	1,556.03
069840	0010	12/16/2016	A	Federal Reimb Break - Western	03	006	4120	0000	000000	500	859.81
069840	0011	12/16/2016	A	Preschool Milk - Western	03	006	4120	1280	000000	500	143.02
RCPT CODE SUB-TOTAL:											34,801.58
FUND CODE SUB-TOTAL:											65,183.07
069888	0006	12/31/2016	A	Richland Bank May Interest	03	007	1410	9100	000000	000	10.91
RCPT CODE SUB-TOTAL:											10.91
069780	0002	12/05/2016	A	Acad Booster donation	03	007	1820	9100	000000	000	27.00
RCPT CODE SUB-TOTAL:											27.00
FUND CODE SUB-TOTAL:											37.91

STATUS (STS) CODES:
 A-RECEIPT B-REFUND OF RECEIPT V-VOID REFUND OF RECEIPT X-REDUCTION OF EXPENDITURE
 C-APPROPRIATION OR BUDGET MODIFICATIONS D-EXPENSE/SUPPLIES DISTRIBUTION F-FUND TO FUND TRANSFER

TRANS NO	ITEM NO	TRANS DATE	STS	DESCRIPTION OR SOURCE	TI	FUND	RCPT	SPCC	SUBJ	OPU	TRANS AMOUNT	
069888	0003	12/31/2016	A	Richland Bank May Interest	03	007	1410	9800	000000	000	7.58	
											RCPT CODE SUB-TOTAL:	7.58
											FUND CODE SUB-TOTAL:	7.58
069888	0004	12/31/2016	A	Richland Bank May Interest	03	007	1410	9801	000000	000	1.11	
											RCPT CODE SUB-TOTAL:	1.11
											FUND CODE SUB-TOTAL:	1.11
069781	0001	12/06/2016	A	Cuyahoga vending	03	018	1690	9100	000000	000	20.54	
069821	0001	12/12/2016	A	MH coffee service	03	018	1690	9100	000000	000	59.20	
069854	0001	12/16/2016	A	MH coffee service	03	018	1690	9100	000000	000	61.40	
											RCPT CODE SUB-TOTAL:	141.14
											FUND CODE SUB-TOTAL:	141.14
069790	0001	12/07/2016	A	Gatlinburg Fundraiser	03	018	1630	9400	000000	000	210.38	
069794	0001	12/08/2016	A	Gatlinburg Fundraiser	03	018	1630	9400	000000	000	240.96	
069797	0001	12/09/2016	A	Gatlinburg fundraiser	03	018	1630	9400	000000	000	51.86	
069830	0001	12/13/2016	A	Gatlinbur fundraiser	03	018	1630	9400	000000	000	368.50	
069831	0001	12/14/2016	A	Gatlinbur fundraiser -Williron	03	018	1630	9400	000000	000	19.50	
069852	0002	12/19/2016	A	Central fees princ acct	03	018	1630	9400	000000	000	2.00	
069862	0003	12/19/2016	A	Gatlinburg donation	03	018	1630	9400	000000	000	100.00	
069846	0002	12/21/2016	A	Gatlinburg Fundraiser - Corr	03	018	1630	9400	000000	000	1,020.00	
											RCPT CODE SUB-TOTAL:	2,013.20
											FUND CODE SUB-TOTAL:	2,013.20
069762	0001	12/05/2016	A	Library book chgs	03	018	1890	9401	000000	000	22.91	
069862	0004	12/19/2016	A	Lost library books	03	018	1890	9401	000000	000	8.00	
											RCPT CODE SUB-TOTAL:	30.91
											FUND CODE SUB-TOTAL:	30.91

STATUS (STS) CODES:
 A-RECEIPT B-REFUND OF RECEIPT V-VOID REFUND OF RECEIPT X-REDUCTION OF EXPENDITURE
 C-APPROPRIATION OR BUDGET MODIFICATIONS D-EXPENSE/SUPPLIES DISTRIBUTION F-FUND TO FUND TRANSFER

TRANS NO	ITEM NO	TRANS DATE	STS	DESCRIPTION OR SOURCE	TI	FUND	RCPT	SPCC	SUBJ	OPU	TRANS AMOUNT
069756	0001	12/01/2016	A	Kroger rewards check	03	018	1630	9500	000000	000	252.46
069796	0002	12/09/2016	A	Western fees princ acct	03	018	1630	9500	000000	000	10.00
069803	0002	12/12/2016	A	Western fees princ acct	03	018	1630	9500	000000	000	10.00
069861	0001	12/19/2016	A	Denim day donation for family	03	018	1630	9500	000000	000	132.00
RCPT CODE SUB-TOTAL:											404.46
FUND CODE SUB-TOTAL:											404.46
069789	0003	12/07/2016	A	PTO Recycling-Central	03	019	1890	9121	000000	000	6.34
069808	0003	12/12/2016	A	PTO Recycling-Central	03	019	1890	9121	000000	000	12.00
069833	0003	12/14/2016	A	PTO Recycling-Central	03	019	1890	9121	000000	000	2.50
069837	0003	12/16/2016	A	PTO Recycling-Central	03	019	1890	9121	000000	000	2.50
RCPT CODE SUB-TOTAL:											18.34
FUND CODE SUB-TOTAL:											18.34
069789	0001	12/07/2016	A	PTO Recycling-Eastern	03	019	1890	9122	000000	000	6.34
069808	0001	12/12/2016	A	PTO Recycling-Eastern	03	019	1890	9122	000000	000	12.01
069833	0001	12/14/2016	A	PTO Recycling-Eastern	03	019	1890	9122	000000	000	2.50
069837	0001	12/16/2016	A	PTO Recycling-Eastern	03	019	1890	9122	000000	000	2.50
RCPT CODE SUB-TOTAL:											18.35
FUND CODE SUB-TOTAL:											18.35
069789	0002	12/07/2016	A	PTO Recycling-Western	03	019	1890	9123	000000	000	6.34
069808	0002	12/12/2016	A	PTO Recycling-Western	03	019	1890	9123	000000	000	12.01
069833	0002	12/14/2016	A	PTO Recycling-Western	03	019	1890	9123	000000	000	2.50
069837	0002	12/16/2016	A	PTO Recycling-Western	03	019	1890	9123	000000	000	2.50
RCPT CODE SUB-TOTAL:											18.35
FUND CODE SUB-TOTAL:											18.35
069751	0001	12/06/2016	A	OHSA Tourn Reimb - Girls Socc	03	022	1690	9601	000000	000	1,027.25
RCPT CODE SUB-TOTAL:											1,027.25
FUND CODE SUB-TOTAL:											1,027.25

STATUS (STS) CODES:
 A-RECEIPT B-REFUND OF RECEIPT V-VOID REFUND OF RECEIPT X-REDUCTION OF EXPENDITURE
 C-APPROPRIATION OR BUDGET MODIFICATIONS D-EXPENSE/SUPPLIES DISTRIBUTION F-FUND TO FUND TRANSFER

TRANS NO	ITEM NO	TRANS DATE	STS	DESCRIPTION OR SOURCE	TI	FUND	RCPT	SPEC	SUBJ	OPU	TRANS AMOUNT
069988	0002	12/31/2016	A	Richland Bank May Int. 024	03	024	1410	0000	000000	000	253.47
RCPT CODE SUB-TOTAL:											253.47
069765	0001	12/05/2016	A	Hack Nov ins	03	024	1872	0000	000000	000	1,657.03
069795	0001	12/09/2016	A	Parker Cobra pymt	03	024	1872	0000	000000	000	1,690.18
069813	0001	12/20/2016	A	Employees' Premiums Dec	03	024	1872	0000	000000	000	49,846.23
069814	0001	12/20/2016	A	Board's Premiums Dec	03	024	1872	0000	000000	000	283,236.72
069880	0001	12/28/2016	A	Ramey Dec Ins premium	03	024	1872	0000	000000	000	325.19
RCPT CODE SUB-TOTAL:											336,755.35
FUND CODE SUB-TOTAL:											337,008.82
069827	0002	12/12/2016	A	Drama Club Ticket sales	03	200	1620	9102	000000	000	600.00
069833	0005	12/14/2016	A	Drama club ticket sales	03	200	1620	9102	000000	000	440.00
069837	0005	12/16/2016	A	Drama club ticket sales	03	200	1620	9102	000000	000	440.00
069838	0003	12/16/2016	A	Drama club ticket sales	03	200	1620	9102	000000	000	440.00
069842	0002	12/21/2016	A	Drama Club Ticket sales	03	200	1620	9102	000000	000	600.00
RCPT CODE SUB-TOTAL:											1,640.00
069827	0001	12/12/2016	A	Drama Club Patrons	03	200	1690	9102	000000	000	1,000.00
069833	0004	12/14/2016	A	Drama Club Patrons	03	200	1690	9102	000000	000	195.00
069837	0004	12/16/2016	A	Drama Club Patrons	03	200	1690	9102	000000	000	195.00
069838	0002	12/16/2016	A	Drama Club Patrons	03	200	1690	9102	000000	000	195.00
069842	0001	12/21/2016	A	Drama Club Patrons	03	200	1690	9102	000000	000	305.00
RCPT CODE SUB-TOTAL:											1,500.00
FUND CODE SUB-TOTAL:											3,140.00
069759	0001	12/02/2016	A	T-shirt sales	03	200	1620	9108	000000	000	84.00
069822	0001	12/12/2016	A	Leo club tshirts	03	200	1620	9108	000000	000	156.00
069856	0001	12/16/2016	A	Adams Fundraiser	03	200	1620	9108	000000	000	134.55
RCPT CODE SUB-TOTAL:											374.55
069855	0001	12/16/2016	A	Leo Club tshirts	03	200	1630	9108	000000	000	120.00
RCPT CODE SUB-TOTAL:											120.00

STATUS (STS) CODES:
 A-RECEIPT B-REFUND OF RECEIPT V-VOID REFUND OF RECEIPT X-REDUCTION OF EXPENDITURE
 C-APPROPRIATION OR BUDGET MODIFICATIONS D-EXPENSE/SUPPLIES DISTRIBUTION F-FUND TO FUND TRANSFER

LEXINGTON LOCAL SCHOOLS
 TRANS. BY FUND/RCPT, ALL FUNDS
 DATES 12/01/2016 THRU 12/31/2016
 SORTED BY TRANSACTION DATE

TRANS NO	ITEM NO	TRANS DATE	STS	DESCRIPTION OR SOURCE	TI	FUND	RCPT	SPCC	SUBT	OPU	TRANS AMOUNT	
069826	0001	12/12/2016	A	Christmas stockings	03	200	1690	9108	000000	000	25.40	
											RCPT CODE SUB-TOTAL:	25.40
											FUND CODE SUB-TOTAL:	519.95
069806	0001	12/12/2016	A	Yearbook sales	03	200	1620	9119	000000	000	820.00	
											RCPT CODE SUB-TOTAL:	820.00
069805	0001	12/12/2016	A	Yearbook 2016/17 Ad patrons	03	200	1690	9119	000000	000	695.00	
											RCPT CODE SUB-TOTAL:	695.00
											FUND CODE SUB-TOTAL:	1,515.00
069820	0001	12/12/2016	A	Millions Pennies Drive	03	200	1690	9301	000000	000	1,120.86	
											RCPT CODE SUB-TOTAL:	1,120.86
											FUND CODE SUB-TOTAL:	1,120.86
069838	0001	12/16/2016	A	CACY Milliron	03	200	1690	9612	000000	000	7.50	
069848	0001	12/21/2016	A	Recycling - JH Informed Teens	03	200	1690	9612	000000	000	7.38	
											RCPT CODE SUB-TOTAL:	14.88
											FUND CODE SUB-TOTAL:	14.88
069783	0001	12/06/2016	A	Choir Donation	03	300	1690	9116	000000	000	50.00	
											RCPT CODE SUB-TOTAL:	50.00
											FUND CODE SUB-TOTAL:	50.00
069791	0001	12/07/2016	A	JH PE vending	03	300	1620	9206	000000	000	250.00	
											RCPT CODE SUB-TOTAL:	250.00
											FUND CODE SUB-TOTAL:	250.00

STATUS (STS) CODES:
 A-RECEIPT B-REFUND OF RECEIPT V-VOID REFUND OF RECEIPT X-REDUCTION OF EXPENDITURE
 C-APPROPRIATION OR BUDGET MODIFICATIONS D-EXPENSE/SUPPLIES DISTRIBUTION F-FUND TO FUND TRANSFER

TRANS NO	ITEM NO	TRANS DATE	STS	DESCRIPTION OR SOURCE	TI	FUND	RCPT	SPEC	SUBJ	OPU	TRANS AMOUNT
069757	0001	12/01/2016	A	2016/17 Winter Season Tickets	03	300	1610	9600	000000	000	430.00
069760	0001	12/02/2016	A	JH Girls BB 11/30	03	300	1610	9600	000000	716	226.00
069761	0001	12/02/2016	A	JH boys BB 12/1	03	300	1610	9600	000000	715	348.00
069771	0001	12/05/2016	A	Wrestling Adm 12/3	03	300	1610	9600	000000	710	295.00
069774	0001	12/05/2016	A	Boys BB Adm 12/3	03	300	1610	9600	000000	707	940.00
069775	0001	12/05/2016	A	Winter season tickets	03	300	1610	9600	000000	000	1,015.00
069776	0001	12/05/2016	A	Winter season tickets	03	300	1610	9600	000000	000	1,260.00
069777	0001	12/05/2016	A	Swim Invit Adm	03	300	1610	9600	000000	709	1,374.00
069778	0001	12/05/2016	A	Boys BB Adm 12/2	03	300	1610	9600	000000	707	1,962.00
069786	0001	12/06/2016	A	JH Boys BB Adm 12/5	03	300	1610	9600	000000	715	460.00
069799	0001	12/09/2016	A	JH Girls BB Adm 12/7	03	300	1610	9600	000000	716	142.00
069800	0001	12/09/2016	A	Var/JV Girls BB Adm 12/8	03	300	1610	9600	000000	708	544.00
069804	0001	12/12/2016	A	NOL/OCC Girls BB Chall Adm	03	300	1610	9600	000000	708	120.00
069810	0001	12/12/2016	A	FR Boys BB Adm 12/10	03	300	1610	9600	000000	707	216.00
069824	0001	12/12/2016	A	Var/JV Boys BB Adm 12/10	03	300	1610	9600	000000	707	858.00
069828	0001	12/13/2016	A	2016/17 Winter passes	03	300	1610	9600	000000	000	305.00
069829	0001	12/13/2016	A	JH Boys BB Adm 12/12	03	300	1610	9600	000000	715	316.00
069832	0001	12/14/2016	A	Swim meet adm 12/13	03	300	1610	9600	000000	709	336.00
069835	0001	12/15/2016	A	JH Girls BB Adm 12/14	03	300	1610	9600	000000	716	174.00
069835	0002	12/15/2016	A	JH Girls BB overage 12/14	03	300	1610	9600	000000	716	5.00
069851	0001	12/16/2016	A	2016/17 Winter sports passes	03	300	1610	9600	000000	000	15.00
069857	0001	12/16/2016	A	FR Boys BB Adm 12/15	03	300	1610	9600	000000	707	154.00
069863	0001	12/19/2016	A	Playoff Football presale reimb	03	300	1610	9600	000000	700	176.00
069864	0001	12/19/2016	A	2016/17 Winter season tickets	03	300	1610	9600	000000	000	224.00
069865	0001	12/19/2016	A	JH Girls BB Adm 12/17	03	300	1610	9600	000000	716	344.00
069865	0002	12/19/2016	A	Overage on gate	03	300	1610	9600	000000	716	2.00
069866	0001	12/19/2016	A	NOL-OCC Chall presale	03	300	1610	9600	000000	707	38.00
069867	0001	12/19/2016	A	NOL-OCC Chall	03	300	1610	9600	000000	707	492.00
069869	0001	12/19/2016	A	Girls BB Adm 12/16	03	300	1610	9600	000000	708	1,844.00
069871	0001	12/20/2016	A	JH Girls BB Adm 12/19	03	300	1610	9600	000000	716	215.00
069884	0001	12/21/2016	B	NOL OCC GIRLS PRESALE TICKETS	03	300	1610	9600	000000	708	120.00-
069885	0001	12/21/2016	B	NOL OCC BOYS PRESALE TICKETS	03	300	1610	9600	000000	707	530.00-
069873	0001	12/21/2016	A	JH Boys BB adm 12/20	03	300	1610	9600	000000	715	250.00
069874	0001	12/21/2016	A	Swim meet adm 12/20	03	300	1610	9600	000000	709	332.00
069875	0001	12/21/2016	A	FR/JV Boys BB Adm 12/20	03	300	1610	9600	000000	707	388.00
069876	0001	12/23/2016	A	JH Girls BB Adm 12/21	03	300	1610	9600	000000	716	114.00
069877	0001	12/23/2016	A	Var/JV Girls BB Adm 12/22	03	300	1610	9600	000000	708	564.00
069881	0001	12/30/2016	A	Swim meet adm 12/29	03	300	1610	9600	000000	709	308.00
RCPT CODE SUB-TOTAL:											16,136.00
069766	0001	12/05/2016	A	Program Sales Boys BB 12/3	03	300	1620	9600	000000	707	100.00
069767	0001	12/05/2016	A	Program Sales Boys BB 12/2	03	300	1620	9600	000000	707	112.00
069811	0001	12/12/2016	A	Boys BB program sales 12/10	03	300	1620	9600	000000	707	100.00

STATUS (STS) CODES:
 A-RECEIPT B-REFUND OF RECEIPT V-VOID REFUND OF RECEIPT X-REDUCTION OF EXPENDITURE
 C-APPROPRIATION OR BUDGET MODIFICATIONS D-EXPENSE/SUPPLIES DISTRIBUTION F-FUND TO FUND TRANSFER

TRANS NO	ITEM NO	TRANS DATE	STS	DESCRIPTION OR SOURCE	TI	FUND	RCPT	SPCC	SUBJ	OPU	TRANS AMOUNT
069860	0001	12/17/2016	A	Program sales Boys BB 12/16	03	300	1620	9600	000000	707	100.00
RCPT CODE SUB-TOTAL:											412.00
069755	0001	12/01/2016	A	2016/17 Program Ad	03	300	1690	9600	000000	000	250.00
069750	0001	12/06/2016	A	OHSA Tourn Reimb - Girls Socc	03	300	1690	9600	000000	000	1,027.25
069834	0001	12/15/2016	A	2016/17 Program ad sales	03	300	1690	9600	000000	000	160.00
069858	0001	12/16/2016	A	Ohio Health Sponsorship pymt #	03	300	1690	9600	000000	000	24,500.00
RCPT CODE SUB-TOTAL:											23,882.75
069754	0001	12/01/2016	A	Swim Invit Entry fee	03	300	1890	9600	000000	709	50.00
069763	0001	12/05/2016	A	Swim Invit entry fee	03	300	1890	9600	000000	709	60.00
069764	0001	12/05/2016	A	Swim uniform fee	03	300	1890	9600	000000	709	80.00
069768	0001	12/05/2016	A	Swim Heat sheets 12/5	03	300	1890	9600	000000	709	127.00
069769	0001	12/05/2016	A	Swim Invit entry fee	03	300	1890	9600	000000	709	130.00
069779	0001	12/05/2016	A	Clyde playoff reimb	03	300	1890	9600	000000	700	2,288.00
069779	0002	12/05/2016	A	Bellevue playoff reimb	03	300	1890	9600	000000	700	2,321.00
069812	0001	12/12/2016	A	Swim Invit entry fee	03	300	1890	9600	000000	709	100.00
069872	0001	12/20/2016	A	Blackstone Wrestling Kickoff s	03	300	1890	9600	000000	710	1,500.00
RCPT CODE SUB-TOTAL:											6,656.00
FUND CODE SUB-TOTAL:											47,086.75
069816	0001	12/13/2016	A	IDEA-B Revenue	03	516	4220	9017	000000	000	30,196.84
RCPT CODE SUB-TOTAL:											30,196.84
FUND CODE SUB-TOTAL:											30,196.84
069818	0001	12/15/2016	A	Title I Revenue	03	572	4220	9017	000000	000	15,841.82
RCPT CODE SUB-TOTAL:											15,841.82
FUND CODE SUB-TOTAL:											15,841.82
069817	0001	12/13/2016	A	IDEA ECSE Revenue	03	587	4220	9017	000000	000	49.69
RCPT CODE SUB-TOTAL:											49.69

STATUS (STS) CODES:
 A-RECEIPT B-REFUND OF RECEIPT V-VOID REFUND OF RECEIPT X-REDUCTION OF EXPENDITURE
 C-APPROPRIATION OR BUDGET MODIFICATIONS D-EXPENSE/SUPPLIES DISTRIBUTION F-FUND TO FUND TRANSFER

LEXINGTON LOCAL SCHOOLS
TRANS. BY FUND/RCPT, ALL FUNDS
DATES 12/01/2016 THRU 12/31/2016
SORTED BY TRANSACTION DATE

TRANS NO	ITEM NO	TRANS DATE	STS	DESCRIPTION OR SOURCE	TI	FUND	RCPT	SPCC	SUBJ	OPU	TRANS AMOUNT	
											FUND CODE SUB-TOTAL:	49.69
069819	0001	12/15/2016	A	Title II-A Revenue	03	590	4220	9017	000000	000	4,209.99	
											RCPT CODE SUB-TOTAL:	4,209.99
											FUND CODE SUB-TOTAL:	4,209.99
											GRAND TOTAL:	1,432,936.84

STATUS (STS) CODES:

- A-RECEIPT
- B-REFUND OF RECEIPT
- V-VOID REFUND OF RECEIPT
- X-REDUCTION OF EXPENDITURE
- C-APPROPRIATION OR BUDGET MODIFICATIONS
- D-EXPENSE/SUPPLIES DISTRIBUTION
- F-FUND TO FUND TRANSFER

LEXINGTON LOCAL SCHOOLS
 Revenue Account Summary
 SORTED BY FUND-SCC/ACCT

	FYTD Receivable	FYTD Actual Receipts	MTD Actual Receipts	YTD Actual Receipts	FYTD Balance Receivable	FYTD Percent Received
*****TOTAL FOR FUND-SCC 001 0000 (GENERAL FUND):	23,106,385.00	11,234,000.84	922,993.99	23,428,531.29	11,872,384.16	48.62
*****TOTAL FOR FUND-SCC 001 9412 (GENERAL BUDGET RESERVE SET-ASIDE-1%/BMC):	0.00	0.00	0.00	0.00	0.00	0.00
*****TOTAL FOR FUND-SCC 001 9800 (FINGERPRINT PAYMENT CLEARING ACCOUNT):	0.00	0.00	0.00	0.00	0.00	0.00
*****TOTAL FOR FUND-SCC 002 0000 (BOND RETIREMENT FUND):	0.00	0.00	0.00	0.00	0.00	0.00
*****TOTAL FOR FUND-SCC 003 0000 (PERMANENT IMPROVEMENT FUND):	689,483.00	308,789.58	36.58	690,943.79	380,693.42	44.79
*****TOTAL FOR FUND-SCC 006 0000 (FOOD SERVICE FUND):	731,825.00	308,826.96	65,183.07	765,631.38	422,998.04	42.20
*****TOTAL FOR FUND-SCC 007 9003 (FRAN & WARREN RUPP SCHOLARSHIP):	0.00	0.00	0.00	0.00	0.00	0.00
*****TOTAL FOR FUND-SCC 007 9100 (LEXINGTON MINUTEMEN ACADEMIC SCHOLARSHIP FUND):	4,956.00	1,121.91	37.91	17,628.77	3,834.09	22.64
*****TOTAL FOR FUND-SCC 007 9800 (TERRY McCAMMON SCHOLARSHIP FUND):	38.00	48.26	7.58	73.59	10.26	127.00
*****TOTAL FOR FUND-SCC 007 9201 (MINUTEMAN ALUMNI SCHOLARSHIP FUND):	6.00	7.10	1.11	10.82	1.10	118.33

*** NOTE!! ONLY ACTIVE ACCOUNTS HAVE BEEN SELECTED, TOTALS MAY EXCLUDE AMOUNTS THAT ARE RELATED TO INACTIVE ACCOUNTS. ***

LEXINGTON LOCAL SCHOOLS
 Revenue Account Summary
 SORTED BY FUND-SCC/ACCT

	FYTD Receivable	FYTD Actual Receipts	MTD Actual Receipts	YTD Actual Receipts	FYTD Balance Receivable	FYTD Percent Received
*****TOTAL FOR FUND-SCC 007 9999 (LEXINGTON SCHOOLS TRUST FUND):	0.00	0.00	0.00	0.00	0.00	0.00
*****TOTAL FOR FUND-SCC 018 9100 (HIGH SCHOOL PRINCIPAL'S FUND):	9,669.00	3,527.08	141.14	10,502.58	6,141.92	36.48
*****TOTAL FOR FUND-SCC 018 9200 (JUNIOR HIGH PRINCIPAL'S FUND):	5,765.00	4,685.01	0.00	6,074.90	1,081.99	81.23
*****TOTAL FOR FUND-SCC 018 9300 (EASTERN PRINCIPAL'S FUND):	5,788.00	2,759.11	0.00	8,395.07	3,020.89	47.67
*****TOTAL FOR FUND-SCC 018 9301 (EASTERN ELEMENTARY BOOKFAIR/BOXTOPS FUND):	4,789.00	0.00	0.00	4,788.56	4,789.00	0.00
*****TOTAL FOR FUND-SCC 018 9302 (EASTERN ELEMENTARY MATH):	1,241.00	0.00	0.00	260.00	1,241.00	0.00
*****TOTAL FOR FUND-SCC 018 9400 (CENTRAL PRINCIPAL'S FUND):	4,508.00	3,972.15	2,013.20	6,337.25	535.85	88.11
*****TOTAL FOR FUND-SCC 018 9401 (CENTRAL ELEMENTARY BOOKFAIR FUND):	6,049.00	3,616.78	30.91	6,459.97	2,432.22	59.79
*****TOTAL FOR FUND-SCC 018 9402 (CENTRAL ELEMENTARY ART):	7.00	0.00	0.00	7.00	7.00	0.00
*****TOTAL FOR FUND-SCC 018 9500 (WESTERN PRINCIPAL'S FUND):	6,705.00	4,370.81	404.46	7,620.26	2,334.19	65.19

*** NOTE!! ONLY ACTIVE ACCOUNTS HAVE BEEN SELECTED, TOTALS MAY EXCLUDE AMOUNTS THAT ARE RELATED TO INACTIVE ACCOUNTS. ***

LEXINGTON LOCAL SCHOOLS
 Revenue Account Summary
 SORTED BY FUND-SCC/ACCT

	FYTD Receivable	FYTD Actual Receipts	MTD Actual Receipts	YTD Actual Receipts	FYTD Balance Receivable	FYTD Percent Received
*****TOTAL FOR FUND-SCC 018 9501 (WESTERN ELEMENTARY BOOKFAIR/BOXTOPS FUND):	7,070.00	3,520.41	0.00	7,434.51	3,549.59	49.79
*****TOTAL FOR FUND-SCC 018 9502 (HIGH SCHOOL ACADEMIC BOOSTERS FUND):	0.00	0.00	0.00	0.00	0.00	0.00
*****TOTAL FOR FUND-SCC 018 9503 (WESTERN ELEMENTARY ART):	0.00	0.00	0.00	0.00	0.00	0.00
*****TOTAL FOR FUND-SCC 018 9602 (JUNIOR HIGH ACADEMIC BOOSTERS FUND):	0.00	0.00	0.00	0.00	0.00	0.00
*****TOTAL FOR FUND-SCC 018 9901 (JUNIOR HIGH TEACHER ADVISORY FUND):	0.00	0.00	0.00	0.00	0.00	0.00
*****TOTAL FOR FUND-SCC 019 9001 (ACADEMIC BOOSTERS GRANTS):	0.00	0.00	0.00	0.00	0.00	0.00
*****TOTAL FOR FUND-SCC 019 9121 (CENTRAL ELEMENTARY PTO GRANTS):	1,739.00	2,078.39	18.34	2,221.92	339.39-	119.52
*****TOTAL FOR FUND-SCC 019 9122 (EASTERN ELEMENTARY PTO GRANTS):	1,739.00	2,078.42	18.35	2,221.91	339.42-	119.52
*****TOTAL FOR FUND-SCC 019 9123 (WESTERN ELEMENTARY PTO GRANTS):	1,739.00	2,078.41	18.35	2,221.94	339.41-	119.52
*****TOTAL FOR FUND-SCC 019 9200 (RICHLAND COUNTY FOUNDATION GRANT PLAYGROUND):	0.00	0.00	0.00	0.00	0.00	0.00

*** NOTE!! ONLY ACTIVE ACCOUNTS HAVE BEEN SELECTED, TOTALS MAY EXCLUDE AMOUNTS THAT ARE RELATED TO INACTIVE ACCOUNTS. ***

LEXINGTON LOCAL SCHOOLS
 Revenue Account Summary
 SORTED BY FUND-SCC/ACCT

	FYTD Receivable	FYTD Actual Receipts	MTD Actual Receipts	YTD Actual Receipts	FYTD Balance Receivable	FYTD Percent Received
*****TOTAL FOR FUND-SCC 019 9201 (RICHLAND COUNTY FOUNDATION GRANT CENTRAL PRID):	0.00	0.00	0.00	0.00	0.00	0.00
*****TOTAL FOR FUND-SCC 019 9202 (RICHLAND COUNTY FOUNDATION GRANT-HENSEL FY15):	0.00	0.00	0.00	0.00	0.00	0.00
*****TOTAL FOR FUND-SCC 019 9204 (RICHLAND COUNTY FOUNDATION GRANT-PELPHREY 15):	0.00	0.00	0.00	0.00	0.00	0.00
*****TOTAL FOR FUND-SCC 019 9205 (RICHLAND CO FOUNDATION GRANT-STAINED GLASS 16):	0.00	0.00	0.00	0.00	0.00	0.00
*****TOTAL FOR FUND-SCC 019 9206 (RICHLAND CO FOUNDATION GRANT-SEASONAL SCIE 16):	0.00	0.00	0.00	41.37-	0.00	0.00
*****TOTAL FOR FUND-SCC 019 9207 (RICHLAND CO FOUNDATION-SCORE COMMON CORE 16):	0.00	0.00	0.00	219.18-	0.00	0.00
*****TOTAL FOR FUND-SCC 019 9208 (RICHLAND CO FOUND-BUILD A COMM OF READERS):	500.00	500.00	0.00	500.00	0.00	100.00
*****TOTAL FOR FUND-SCC 019 9209 (RICH CO FOUND-LEARN TO READ FOR A LIFETIME):	1,199.00	1,199.00	0.00	1,199.00	0.00	100.00
*****TOTAL FOR FUND-SCC 019 9210 (RICH CO FOUND-MULTI-SENS APPROACH TO LEARNING):	831.66	831.66	0.00	831.66	0.00	100.00
*****TOTAL FOR FUND-SCC 019 9211 (RICH CO FOUND-BEE AWARENESS):	672.92	672.92	0.00	672.92	0.00	100.00

*** NOTE!! ONLY ACTIVE ACCOUNTS HAVE BEEN SELECTED, TOTALS MAY EXCLUDE AMOUNTS THAT ARE RELATED TO INACTIVE ACCOUNTS. ***

LEXINGTON LOCAL SCHOOLS
 Revenue Account Summary
 SORTED BY FUND-SEC/ACCT

	FYTD Receivable	FYTD Actual Receipts	MTD Actual Receipts	YTD Actual Receipts	FYTD Balance Receivable	FYTD Percent Received
****TOTAL FOR FUND-SEC 019 9212 (RICH CO FOUND-DO NT LET THE PIGEON STOP TALK):	623.60	623.60	0.00	623.60	0.00	100.00
****TOTAL FOR FUND-SEC 019 9303 (OHIO POWER GRANT (BERRY)):	0.00	0.00	0.00	0.00	0.00	0.00
****TOTAL FOR FUND-SEC 019 9500 (DOLLAR GENERAL LIT FUND - YOUTH LIT FY16):	0.00	0.00	0.00	0.00	0.00	0.00
****TOTAL FOR FUND-SEC 019 9616 (WALMART TEACHER OF THE YEAR-DANIELLE SAVAGE):	0.00	0.00	0.00	0.00	0.00	0.00
****TOTAL FOR FUND-SEC 022 9601 (OHGAA TOURNAMENT AGENCY FUND):	58,337.00	19,672.25	1,027.25	72,968.09	38,664.75	33.72
****TOTAL FOR FUND-SEC 024 0000 (EMPLOYEE BENEFITS FUND FOR MEDICAL/DENTAL):	3,571,627.00	2,317,730.04	337,000.82	4,336,974.83	1,253,896.96	64.89
****TOTAL FOR FUND-SEC 200 9101 (HIGH SCHOOL ART CLUB):	0.00	0.00	0.00	0.00	0.00	0.00
****TOTAL FOR FUND-SEC 200 9102 (HIGH SCHOOL DRAMA CLUB):	14,792.00	3,315.00	3,140.00	18,107.00	11,477.00	22.41
****TOTAL FOR FUND-SEC 200 9103 (HIGH SCHOOL MATH CLUB):	0.00	0.00	0.00	0.00	0.00	0.00
****TOTAL FOR FUND-SEC 200 9104 (HIGH SCHOOL LEADERSHIP COUNCIL):	3,200.00	2,806.00	0.00	3,206.00	394.00	87.69

*** NOTE!! ONLY ACTIVE ACCOUNTS HAVE BEEN SELECTED, TOTALS MAY EXCLUDE AMOUNTS THAT ARE RELATED TO INACTIVE ACCOUNTS. ***

LEXINGTON LOCAL SCHOOLS
 Revenue Account Summary
 SORTED BY FUND-SCC/ACCT

	FYTD Receivable	FYTD Actual Receipts	MTD Actual Receipts	YTD Actual Receipts	FYTD Balance Receivable	FYTD Percent Received
****TOTAL FOR FUND-SCC 200 9105 (HIGH SCHOOL FRENCH CLUB):	165.00	240.00	0.00	240.00	75.00-	145.45
****TOTAL FOR FUND-SCC 200 9107 (HIGH SCHOOL SPANISH CLUB):	1,040.00	765.00	0.00	765.00	275.00	73.56
****TOTAL FOR FUND-SCC 200 9108 (HIGH SCHOOL LEO CLUB):	847.00	1,537.80	519.95	1,632.52	690.80-	181.56
****TOTAL FOR FUND-SCC 200 9114 (HIGH SCHOOL STUDENT COUNCIL FUND):	1,115.00	346.00	0.00	676.00	769.00	31.03
****TOTAL FOR FUND-SCC 200 9115 (HIGH SCHOOL KEY CLUB):	712.00	360.50	0.00	612.56	351.50	50.63
****TOTAL FOR FUND-SCC 200 9116 (HIGH SCHOOL CHESS CLUB):	91.00	0.00	0.00	51.00	91.00	0.00
****TOTAL FOR FUND-SCC 200 9119 (HIGH SCHOOL YEARBOOK FUND):	15,695.00	7,555.00	1,515.00	15,520.00	8,140.00	48.14
****TOTAL FOR FUND-SCC 200 9120 (HIGH SCHOOL JOURNALISM FUND):	0.00	0.00	0.00	0.00	0.00	0.00
****TOTAL FOR FUND-SCC 200 9121 (HIGH SCHOOL NATIONAL HONOR SOCIETY):	1,118.00	0.00	0.00	818.00	1,118.00	0.00
****TOTAL FOR FUND-SCC 200 9160 (HIGH SCHOOL GERMAN CLUB):	0.00	0.00	0.00	0.00	0.00	0.00

*** NOTE!! ONLY ACTIVE ACCOUNTS HAVE BEEN SELECTED, TOTALS MAY EXCLUDE AMOUNTS THAT ARE RELATED TO INACTIVE ACCOUNTS. ***

LEXINGTON LOCAL SCHOOLS
 Revenue Account Summary
 SORTED BY FUND-SCC/ACCT

	FYTD Receivable	FYTD Actual Receipts	MTD Actual Receipts	YTD Actual Receipts	FYTD Balance Receivable	FYTD Percent Received
*****TOTAL FOR FUND-SCC 200 9201 (JUNIOR HIGH ART CLUB):	0.00	158.75	0.00	158.75	158.75-	0.00
*****TOTAL FOR FUND-SCC 200 9204 (JUNIOR HIGH STUDENT COUNCIL FUND):	1,124.00	610.00	0.00	1,229.98	514.00	54.27
*****TOTAL FOR FUND-SCC 200 9205 (JUNIOR HIGH LIBRARY CLUB):	0.00	0.00	0.00	0.00	0.00	0.00
*****TOTAL FOR FUND-SCC 200 9301 (EASTERN ELEMENTARY STUDENT ACTIVITY FUND):	1,839.00	1,315.97	1,120.86	2,230.16	523.03	71.56
*****TOTAL FOR FUND-SCC 200 9401 (CENTRAL ELEMENTARY STUDENT ACTIVITY FUND):	0.00	0.00	0.00	0.00	0.00	0.00
*****TOTAL FOR FUND-SCC 200 9611 (HIGH SCHOOL INFORMED TEENS FUND):	54.00	53.63-	0.00	0.00	107.63	99.31-
*****TOTAL FOR FUND-SCC 200 9612 (JUNIOR HIGH INFORMED TEENS FUND):	475.00	110.83	14.88	585.71	364.17	23.33
*****TOTAL FOR FUND-SCC 300 9015 (NETWORK CONNECTIVITY FY9015):	0.00	0.00	0.00	0.00	0.00	0.00
*****TOTAL FOR FUND-SCC 300 9106 (HIGH SCHOOL INTRAMURALS):	0.00	0.00	0.00	0.00	0.00	0.00
*****TOTAL FOR FUND-SCC 300 9115 (JAZZ BAND):	1,337.00	0.00	0.00	1,337.00	1,337.00	0.00

*** NOTE!! ONLY ACTIVE ACCOUNTS HAVE BEEN SELECTED, TOTALS MAY EXCLUDE AMOUNTS THAT ARE RELATED TO INACTIVE ACCOUNTS. ***

Date: 01/04/17
 Time: 3:10 pm

LEXINGTON LOCAL SCHOOLS
 Revenue Account Summary
 SORTED BY FUND-SCC/ACCT

Page: 8
 (REVSUM)

	FYTD Receivable	FYTD Actual Receipts	MTD Actual Receipts	YTD Actual Receipts	FYTD Balance Receivable	FYTD Percent Received
*****TOTAL FOR FUND-SCC 300 9116 (CHOIR):	100.00	50.00	50.00	50.00	50.00	50.00
*****TOTAL FOR FUND-SCC 300 9206 (JUNIOR HIGH PHYS ED DEPARTMENT FUND):	3,400.00	1,340.00	250.00	3,140.00	2,060.00	39.41
*****TOTAL FOR FUND-SCC 300 9210 (JR HIGH INSTRUMENTAL):	0.00	0.00	0.00	0.00	0.00	0.00
*****TOTAL FOR FUND-SCC 300 9600 (ATHLETIC FUND):	267,500.00	191,148.46	47,086.75	255,990.80	76,351.54	71.46
*****TOTAL FOR FUND-SCC 300 9601 (ATHLETIC TOURNAMENT FUND):	0.00	0.00	0.00	0.00	0.00	0.00
*****TOTAL FOR FUND-SCC 300 9602 (ORCHESTRA):	0.00	0.00	0.00	0.00	0.00	0.00
*****TOTAL FOR FUND-SCC 300 9603 (ELEMENTARY MUSIC):	0.00	0.00	0.00	0.00	0.00	0.00
*****TOTAL FOR FUND-SCC 300 9605 (BAND):	0.00	0.00	0.00	0.00	0.00	0.00
*****TOTAL FOR FUND-SCC 451 9013 (NETWORK CONNECTIVITY - FY 2013):	0.00	0.00	0.00	0.00	0.00	0.00
*****TOTAL FOR FUND-SCC 451 9015 (Network Connectivity FY 2015):	0.00	0.00	0.00	0.00	0.00	0.00

*** NOTE!! ONLY ACTIVE ACCOUNTS HAVE BEEN SELECTED, TOTALS MAY EXCLUDE AMOUNTS THAT ARE RELATED TO INACTIVE ACCOUNTS. ***

LEXINGTON LOCAL SCHOOLS
 Revenue Account Summary
 SORTED BY FUND-SCC/ACCT

	FYTD Receivable	FYTD Actual Receipts	MTD Actual Receipts	YTD Actual Receipts	FYTD Balance Receivable	FYTD Percent Received
****TOTAL FOR FUND-SCC 451 9016 (Network Connectivity FY 2016):	0.00	0.00	0.00	4,500.00	0.00	0.00
****TOTAL FOR FUND-SCC 451 9017 (Network Connectivity FY 2017):	9,000.00	4,500.00	0.00	4,500.00	4,500.00	50.00
****TOTAL FOR FUND-SCC 506 9012 (RACE TO THE TOP GRANT FY12):	0.00	0.00	0.00	0.00	0.00	0.00
****TOTAL FOR FUND-SCC 506 9013 (RACE TO THE TOP GRANT FY13):	0.00	0.00	0.00	0.00	0.00	0.00
****TOTAL FOR FUND-SCC 506 9014 (RACE TO THE TOP GRANT FY14):	0.00	0.00	0.00	0.00	0.00	0.00
****TOTAL FOR FUND-SCC 506 9015 (RACE TO THE TOP GRANT FY15):	0.00	0.00	0.00	0.00	0.00	0.00
****TOTAL FOR FUND-SCC 506 9913 (OHIO RESIDENT EDUCATOR PROGRAM):	0.00	0.00	0.00	0.00	0.00	0.00
****TOTAL FOR FUND-SCC 506 9914 (OHIO RESIDENT EDUCATOR PROGRAM):	0.00	0.00	0.00	0.00	0.00	0.00
****TOTAL FOR FUND-SCC 516 9013 (IDEA-B SPECIAL EDUCATION FY13):	0.00	0.00	0.00	0.00	0.00	0.00
****TOTAL FOR FUND-SCC 516 9014 (IDEA-B SPECIAL EDUCATION FY14):	0.00	0.00	0.00	0.00	0.00	0.00

*** NOTE!! ONLY ACTIVE ACCOUNTS HAVE BEEN SELECTED, TOTALS MAY EXCLUDE AMOUNTS THAT ARE RELATED TO INACTIVE ACCOUNTS. ***

LEXINGTON LOCAL SCHOOLS
 Revenue Account Summary
 SORTED BY FUND-SCC/ACCT

	FYTD Receivable	FYTD Actual Receipts	MTD Actual Receipts	YTD Actual Receipts	FYTD Balance Receivable	FYTD Percent Received
*****TOTAL FOR FUND-SCC 516 9015 (IDEA-B SPECIAL EDUCATION FY15):	0.00	0.00	0.00	0.00	0.00	0.00
*****TOTAL FOR FUND-SCC 516 9016 (IDEA-B SPECIAL EDUCATION FY16):	5,900.81	5,900.81	0.00	289,519.23	0.00	100.00
*****TOTAL FOR FUND-SCC 516 9017 (IDEA-B SPECIAL EDUCATION FY17):	425,089.03	157,516.14	30,196.84	157,516.14	267,572.89	37.05
*****TOTAL FOR FUND-SCC 551 9013 (TITLE III LEP FY13):	0.00	0.00	0.00	0.00	0.00	0.00
*****TOTAL FOR FUND-SCC 572 9013 (TITLE I TARGETED ASSISTANCE FY13):	0.00	0.00	0.00	0.00	0.00	0.00
*****TOTAL FOR FUND-SCC 572 9014 (TITLE I FY14):	0.00	0.00	0.00	0.00	0.00	0.00
*****TOTAL FOR FUND-SCC 572 9015 (TITLE I FY15):	0.00	0.00	0.00	0.00	0.00	0.00
*****TOTAL FOR FUND-SCC 572 9016 (TITLE I FY16):	164,101.62	33,805.44	0.00	173,530.94	130,296.18	20.60
*****TOTAL FOR FUND-SCC 572 9017 (TITLE I FY17):	288,932.14	88,070.29	15,841.82	88,070.29	200,861.85	30.48
*****TOTAL FOR FUND-SCC 587 9015 (EARLY CHILDHOOD SPECIAL EDUCATION IDEA FY15):	0.00	0.00	0.00	0.00	0.00	0.00

*** NOTE!! ONLY ACTIVE ACCOUNTS HAVE BEEN SELECTED, TOTALS MAY EXCLUDE AMOUNTS THAT ARE RELATED TO INACTIVE ACCOUNTS. ***

LEXINGTON LOCAL SCHOOLS
 Revenue Account Summary
 SORTED BY FUND-ACC/ACCT

	FYTD Receivable	FYTD Actual Receipts	MTD Actual Receipts	YTD Actual Receipts	FYTD Balance Receivable	FYTD Percent Received
*****TOTAL FOR FUND-ACC 587 9016 (EARLY CHILDHOOD SPECIAL EDUCATION IDEA FY16):	1,073.28	0.00	0.00	1,386.53	1,073.28	0.00
*****TOTAL FOR FUND-ACC 587 9017 (EARLY CHILDHOOD SPECIAL EDUCATION IDEA FY17):	2,968.86	351.90	49.69	351.90	2,616.96	11.85
*****TOTAL FOR FUND-ACC 590 9013 (TITLE II-A IMPROVING TEACHER QUALITY FY13):	0.00	0.00	0.00	0.00	0.00	0.00
*****TOTAL FOR FUND-ACC 590 9014 (TITLE II-A IMPROVING TEACHER QUALITY FY14):	0.00	0.00	0.00	0.00	0.00	0.00
*****TOTAL FOR FUND-ACC 590 9015 (TITLE II-A IMPROVING TEACHER QUALITY FY15):	0.00	0.00	0.00	0.00	0.00	0.00
*****TOTAL FOR FUND-ACC 590 9016 (TITLE II-A IMPROVING TEACHER QUALITY FY16):	0.00	0.00	0.00	19,581.70	0.00	0.00
*****TOTAL FOR FUND-ACC 590 9017 (TITLE II-A IMPROVING TEACHER QUALITY FY17):	41,215.59	21,327.50	4,209.99	21,327.50	19,888.09	51.75
*****TOTAL FOR FUND-ACC 599 9013 (NATIONAL SCHOOL LUNCH EXPANSION GRANT FY13):	0.00	0.00	0.00	0.00	0.00	0.00
*****TOTAL FOR FUND-ACC 599 9015 (CHILD NUTRITION - TEAM NUTRITION GRANT):	0.00	0.00	0.00	0.00	0.00	0.00
*****GRAND TOTALS:	29,476,177.51	14,749,786.45	1,432,936.84	30,447,499.77	14,726,391.06	50.04

*** NOTE!! ONLY ACTIVE ACCOUNTS HAVE BEEN SELECTED, TOTALS MAY EXCLUDE AMOUNTS THAT ARE RELATED TO INACTIVE ACCOUNTS. ***

LEXINGTON LOCAL SCHOOLS
 Appropriation Account Summary
 SORTED BY FUND-SCC

FYTD Appropriated	Prior FY Carryover Encumbrances	FYTD Expendable	FYTD Actual Expenditures	MTD Actual Expenditures	Current + Future Encumbrances	FYTD Remaining Balance	FYTD Percent Exp/Enc
*****TOTAL FOR FUND-SCC 001 0000 (GENERAL FUND):							
22,783,650.00	173,916.95	22,957,566.95	11,395,033.75	1,910,966.92	1,317,129.52	10,245,403.68	55.37
*****TOTAL FOR FUND-SCC 001 9412 (GENERAL BUDGET RESERVE SET-ASIDE-1%/BMC):							
0.00	0.00	0.00	0.00	0.00	0.00	0.00	0.00
*****TOTAL FOR FUND-SCC 001 9800 (FINGERPRINT PAYMENT CLEARING ACCOUNT):							
0.00	0.00	0.00	0.00	0.00	0.00	0.00	0.00
*****TOTAL FOR FUND-SCC 002 0000 (BOND RETIREMENT FUND):							
0.00	0.00	0.00	0.00	0.00	0.00	0.00	0.00
*****TOTAL FOR FUND-SCC 003 0000 (PERMANENT IMPROVEMENT FUND):							
803,226.53	3,976.95	807,203.48	676,518.28	5,810.98	21,998.55	100,686.65	86.54
*****TOTAL FOR FUND-SCC 006 0000 (FOOD SERVICE FUND):							
734,378.42	0.00	734,378.42	368,908.26	60,620.12	138,833.03	226,637.13	69.14
*****TOTAL FOR FUND-SCC 007 9003 (FRAN & WARREN RUFF SCHOLARSHIP):							
0.00	0.00	0.00	0.00	0.00	0.00	0.00	0.00
*****TOTAL FOR FUND-SCC 007 9100 (LEXINGTON MINUTEMEN ACADEMIC SCHOLARSHIP FUND):							
7,000.00	0.00	7,000.00	0.00	0.00	5,500.00	1,500.00	78.57
*****TOTAL FOR FUND-SCC 007 9800 (TERRY McCAMMON SCHOLARSHIP FUND):							
750.00	0.00	750.00	0.00	0.00	0.00	750.00	0.00
*****TOTAL FOR FUND-SCC 007 9801 (MINUTEMAN ALUMNI SCHOLARSHIP FUND):							
750.00	0.00	750.00	0.00	0.00	0.00	750.00	0.00

*** NOTE!! ONLY ACTIVE ACCOUNTS HAVE BEEN SELECTED, TOTALS MAY EXCLUDE AMOUNTS THAT ARE RELATED TO INACTIVE ACCOUNTS. ***

LEXINGTON LOCAL SCHOOLS
 Appropriation Account Summary
 SORTED BY FUND-SCC

FYTD Appropriated	Prior FY Carryover Encumbrances	FYTD Expendable	FYTD Actual Expenditures	MTD Actual Expenditures	Current + Future Encumbrances	FYTD Remaining Balance	FYTD Percent Exp/Enc
*****TOTAL FOR FUND-SCC 007 9999 (LEXINGTON SCHOOLS TRUST FUND):							
0.00	0.00	0.00	0.00	0.00	0.00	0.00	0.00
*****TOTAL FOR FUND-SCC 018 9100 (HIGH SCHOOL PRINCIPAL'S FUND):							
10,818.62	0.00	10,818.62	2,505.36	147.73	262.19	8,051.07	25.58
*****TOTAL FOR FUND-SCC 018 9200 (JUNIOR HIGH PRINCIPAL'S FUND):							
8,300.47	200.00	8,500.47	960.83	0.00	7,064.50	555.14	93.53
*****TOTAL FOR FUND-SCC 018 9300 (EASTERN PRINCIPAL'S FUND):							
11,254.93	173.25	11,428.18	2,749.92	349.74	310.25	8,368.01	26.78
*****TOTAL FOR FUND-SCC 018 9301 (EASTERN ELEMENTARY BOOKFAIR/BOXTOPS FUND):							
7,500.00	0.00	7,500.00	246.37	0.00	4,000.00	3,253.63	56.62
*****TOTAL FOR FUND-SCC 018 9302 (EASTERN ELEMENTARY MATH):							
2,422.16	0.00	2,422.16	0.00	0.00	500.00	1,922.16	20.64
*****TOTAL FOR FUND-SCC 018 9400 (CENTRAL PRINCIPAL'S FUND):							
10,000.00	0.00	10,000.00	2,733.23	0.00	2,702.00	4,564.77	54.35
*****TOTAL FOR FUND-SCC 018 9401 (CENTRAL ELEMENTARY BOOKFAIR FUND):							
8,407.24	0.00	8,407.24	3,002.71	423.89	635.35	4,769.18	43.27
*****TOTAL FOR FUND-SCC 018 9402 (CENTRAL ELEMENTARY ART):							
753.00	0.00	753.00	0.00	0.00	0.00	753.00	0.00
*****TOTAL FOR FUND-SCC 018 9500 (WESTERN PRINCIPAL'S FUND):							
14,528.82	382.20	14,911.02	934.88	132.00	2,550.06	11,426.08	23.37

*** NOTE!! ONLY ACTIVE ACCOUNTS HAVE BEEN SELECTED, TOTALS MAY EXCLUDE AMOUNTS THAT ARE RELATED TO INACTIVE ACCOUNTS. ***

LEXINGTON LOCAL SCHOOLS
 Appropriation Account Summary
 SORTED BY FUND-SCC

FYTD Appropriated	Prior FY Carryover Encumbrances	FYTD Expendable	FYTD Actual Expenditures	MTD Actual Expenditures	Current + Future Encumbrances	FYTD Remaining Balance	FYTD Percent Exp/Enc
*****TOTAL FOR FUND-SCC 018 9501 (WESTERN ELEMENTARY BOOKFAIR/DOXTOPS FUND):							
8,421.85	0.00	8,421.85	3,488.68	0.00	2,511.32	2,421.85	71.24
*****TOTAL FOR FUND-SCC 018 9502 (HIGH SCHOOL ACADEMIC BOOSTERS FUND):							
0.00	0.00	0.00	0.00	0.00	0.00	0.00	0.00
*****TOTAL FOR FUND-SCC 018 9503 (WESTERN ELEMENTARY ART):							
402.42	0.00	402.42	0.00	0.00	0.00	402.42	0.00
*****TOTAL FOR FUND-SCC 018 9602 (JUNIOR HIGH ACADEMIC BOOSTERS FUND):							
0.00	0.00	0.00	0.00	0.00	0.00	0.00	0.00
*****TOTAL FOR FUND-SCC 018 9901 (JUNIOR HIGH TEACHER ADVISORY FUND):							
109.25	0.00	109.25	0.00	0.00	0.00	109.25	0.00
*****TOTAL FOR FUND-SCC 019 9001 (ACADEMIC BOOSTERS GRANTS):							
769.07	0.00	769.07	0.00	0.00	0.00	769.07	0.00
*****TOTAL FOR FUND-SCC 019 9121 (CENTRAL ELEMENTARY PTO GRANTS):							
2,327.49	82.80	2,410.29	718.29	0.00	816.51	875.49	63.68
*****TOTAL FOR FUND-SCC 019 9122 (EASTERN ELEMENTARY PTO GRANTS):							
2,306.18	0.00	2,306.18	369.10	0.00	0.00	1,937.08	16.00
*****TOTAL FOR FUND-SCC 019 9123 (WESTERN ELEMENTARY PTO GRANTS):							
5,176.63	0.00	5,176.63	1,699.50	0.00	0.00	3,477.13	32.83
*****TOTAL FOR FUND-SCC 019 9200 (RICHLAND COUNTY FOUNDATION GRANT PLAYGROUND):							
1,932.00	0.00	1,932.00	0.00	0.00	1,932.00	0.00	100.00

*** NOTE!! ONLY ACTIVE ACCOUNTS HAVE BEEN SELECTED, TOTALS MAY EXCLUDE AMOUNTS THAT ARE RELATED TO INACTIVE ACCOUNTS. ***

LEXINGTON LOCAL SCHOOLS
 Appropriation Account Summary
 SORTED BY FUND-SCC

FYTD Appropriated	Prior FY Carryover Encumbrances	FYTD Expendable	FYTD Actual Expenditures	MTD Actual Expenditures	Current + Future Encumbrances	FYTD Remaining Balance	FYTD Percent Exp/Enc
*****TOTAL FOR FUND-SCC 019 9201 (RICHLAND COUNTY FOUNDATION GRANT CENTRAL PRID):							
0.00	0.00	0.00	0.00	0.00	0.00	0.00	0.00
*****TOTAL FOR FUND-SCC 019 9202 (RICHLAND COUNTY FOUNDATION GRANT-HENSEL FY15):							
0.00	0.00	0.00	0.00	0.00	0.00	0.00	0.00
*****TOTAL FOR FUND-SCC 019 9204 (RICHLAND COUNTY FOUNDATION GRANT-PELPHREY 15):							
0.00	0.00	0.00	0.00	0.00	0.00	0.00	0.00
*****TOTAL FOR FUND-SCC 019 9205 (RICHLAND CO FOUNDATION GRANT-STAINED GLASS 16):							
0.00	0.00	0.00	0.00	0.00	0.00	0.00	0.00
*****TOTAL FOR FUND-SCC 019 9206 (RICHLAND CO FOUNDATION GRANT-SEASONAL SCIE 16):							
0.00	0.00	0.00	0.00	0.00	0.00	0.00	0.00
*****TOTAL FOR FUND-SCC 019 9207 (RICHLAND CO FOUNDATION-SCORE COMMON CORE 16):							
0.00	0.00	0.00	0.00	0.00	0.00	0.00	0.00
*****TOTAL FOR FUND-SCC 019 9208 (RICHLAND CO FOUND-BUILD A COMM OF READERS):							
500.00	0.00	500.00	489.68	0.00	0.00	10.32	97.94
*****TOTAL FOR FUND-SCC 019 9209 (RICH CO FOUND-LEARN TO READ FOR A LIFETIME):							
1,199.00	0.00	1,199.00	0.00	0.00	0.00	1,199.00	0.00
*****TOTAL FOR FUND-SCC 019 9210 (RICH CO FOUND-MULTI-SENS APPROACH TO LEARNING):							
831.66	0.00	831.66	0.00	0.00	0.00	831.66	0.00
*****TOTAL FOR FUND-SCC 019 9211 (RICH CO FOUND-BEE AWARENESS):							
672.92	0.00	672.92	509.96	0.00	0.00	162.96	75.78

*** NOTE!! ONLY ACTIVE ACCOUNTS HAVE BEEN SELECTED, TOTALS MAY EXCLUDE AMOUNTS THAT ARE RELATED TO INACTIVE ACCOUNTS. ***

LEXINGTON LOCAL SCHOOLS
 Appropriation Account Summary
 SORTED BY FUND-SCC

FYTD Appropriated	Prior FY Carryover Encumbrances	FYTD Expendable	FYTD Actual Expenditures	MTD Actual Expenditures	Current + Future Encumbrances	FYTD Remaining Balance	FYTD Percent Exp/Enc
*****TOTAL FOR FUND-SCC 019 9212 (RICH CO FOUND-DONT LET THE PIGEON STOP TALK):							
623.60	0.00	623.60	0.00	0.00	0.00	623.60	0.00
*****TOTAL FOR FUND-SCC 019 9303 (OHIO POWER GRANT (BERRY)):							
0.00	0.00	0.00	0.00	0.00	0.00	0.00	0.00
*****TOTAL FOR FUND-SCC 019 9500 (DOLLAR GENERAL LIT FOUND - YOUTH LIT FY16):							
6.01	0.00	6.01	6.01	0.00	0.00	0.00	100.00
*****TOTAL FOR FUND-SCC 019 9616 (WALMART TEACHER OF THE YEAR-DANTEILLE SAVAGE):							
0.00	0.00	0.00	0.00	0.00	0.00	0.00	0.00
*****TOTAL FOR FUND-SCC 022 9601 (OHSAA TOURNAMENT AGENCY FUND):							
58,481.13	0.00	58,481.13	18,046.07	2,136.80	40,291.94	143.10	99.76
*****TOTAL FOR FUND-SCC 024 0000 (EMPLOYEE BENEFITS FUND FOR MEDICAL/DENTAL):							
4,363,248.99	0.00	4,363,248.99	3,251,813.04	491,891.33	205,883.03	905,552.92	79.25
*****TOTAL FOR FUND-SCC 200 9101 (HIGH SCHOOL ART CLUB):							
93.76	0.00	93.76	0.00	0.00	0.00	93.76	0.00
*****TOTAL FOR FUND-SCC 200 9102 (HIGH SCHOOL DRAMA CLUB):							
15,000.00	0.00	15,000.00	5,506.65	330.30	499.10	8,994.25	40.04
*****TOTAL FOR FUND-SCC 200 9103 (HIGH SCHOOL MATH CLUB):							
52.70	0.00	52.70	0.00	0.00	0.00	52.70	0.00
*****TOTAL FOR FUND-SCC 200 9104 (HIGH SCHOOL LEADERSHIP COUNCIL):							
3,653.66	0.00	3,653.66	2,984.50	0.00	0.00	669.16	81.69

*** NOTE!! ONLY ACTIVE ACCOUNTS HAVE BEEN SELECTED, TOTALS MAY EXCLUDE AMOUNTS THAT ARE RELATED TO INACTIVE ACCOUNTS. ***

LEXINGTON LOCAL SCHOOLS
 Appropriation Account Summary
 SORTED BY FUND-SCC

FYTD Appropriated	Prior FY Carryover Encumbrances	FYTD Expendable	FYTD Actual Expenditures	MTD Actual Expenditures	Current + Future Encumbrances	FYTD Remaining Balance	FYTD Percent Exp/Enc
*****TOTAL FOR FUND-SCC 200 9105 (HIGH SCHOOL FRENCH CLUB):							
296.67	0.00	296.67	13.00	0.00	181.30	102.37	65.49
*****TOTAL FOR FUND-SCC 200 9107 (HIGH SCHOOL SPANISH CLUB):							
1,791.60	0.00	1,791.60	741.73	125.91	33.27	1,016.60	43.26
*****TOTAL FOR FUND-SCC 200 9108 (HIGH SCHOOL LEO CLUB):							
3,969.40	0.00	3,969.40	1,146.83	53.04	850.47	1,972.10	50.32
*****TOTAL FOR FUND-SCC 200 9114 (HIGH SCHOOL STUDENT COUNCIL FUND):							
2,000.00	14.17	2,014.17	279.79	0.00	695.21	1,039.17	49.41
*****TOTAL FOR FUND-SCC 200 9115 (HIGH SCHOOL KEY CLUB):							
2,000.00	0.00	2,000.00	243.40	116.14	203.50	1,553.10	22.35
*****TOTAL FOR FUND-SCC 200 9116 (HIGH SCHOOL CHESS CLUB):							
362.00	0.00	362.00	0.00	0.00	0.00	362.00	0.00
*****TOTAL FOR FUND-SCC 200 9119 (HIGH SCHOOL YEARBOOK FUND):							
35,000.00	8,353.70	43,353.70	3,697.41	3,697.41	15,500.00	24,156.29	44.28
*****TOTAL FOR FUND-SCC 200 9120 (HIGH SCHOOL JOURNALISM FUND):							
0.00	0.00	0.00	0.00	0.00	0.00	0.00	0.00
*****TOTAL FOR FUND-SCC 200 9121 (HIGH SCHOOL NATIONAL HONOR SOCIETY):							
1,773.94	0.00	1,773.94	718.72	43.99	266.28	788.94	55.53
*****TOTAL FOR FUND-SCC 200 9160 (HIGH SCHOOL GERMAN CLUB):							
45.00	0.00	45.00	45.00	0.00	0.00	0.00	100.00

*** NOTE!! ONLY ACTIVE ACCOUNTS HAVE BEEN SELECTED, TOTALS MAY EXCLUDE AMOUNTS THAT ARE RELATED TO INACTIVE ACCOUNTS. ***

LEXINGTON LOCAL SCHOOLS
 Appropriation Account Summary
 SORTED BY FUND-SCC

FYTD Appropriated	Prior FY Carryover Encumbrances	FYTD Expendable	FYTD Actual Expenditures	MTD Actual Expenditures	Current + Future Encumbrances	FYTD Remaining Balance	FYTD Percent Exp/Enc
*****TOTAL FOR FUND-SCC 200 9201 (JUNIOR HIGH ART CLUB):							
113.99	0.00	113.99	0.00	0.00	0.00	113.99	0.00
*****TOTAL FOR FUND-SCC 200 9204 (JUNIOR HIGH STUDENT COUNCIL FUND):							
1,153.54	0.00	1,153.54	200.20	0.00	0.00	953.34	17.36
*****TOTAL FOR FUND-SCC 200 9205 (JUNIOR HIGH LIBRARY CLUB):							
77.65	0.00	77.65	0.00	0.00	0.00	77.65	0.00
*****TOTAL FOR FUND-SCC 200 9301 (EASTERN ELEMENTARY STUDENT ACTIVITY FUND):							
2,318.41	0.00	2,318.41	1,350.86	1,150.86	470.00	497.55	78.54
*****TOTAL FOR FUND-SCC 200 9401 (CENTRAL ELEMENTARY STUDENT ACTIVITY FUND):							
382.69	0.00	382.69	0.00	0.00	0.00	382.69	0.00
*****TOTAL FOR FUND-SCC 200 9611 (HIGH SCHOOL INFORMED TEENS FUND):							
250.00	0.00	250.00	0.00	0.00	0.00	250.00	0.00
*****TOTAL FOR FUND-SCC 200 9612 (JUNIOR HIGH INFORMED TEENS FUND):							
499.67	0.00	499.67	0.00	0.00	0.00	499.67	0.00
*****TOTAL FOR FUND-SCC 300 9106 (HIGH SCHOOL INTRAMURALS):							
0.00	0.00	0.00	0.00	0.00	0.00	0.00	0.00
*****TOTAL FOR FUND-SCC 300 9115 (JAZZ BAND):							
2,000.00	0.00	2,000.00	0.00	0.00	0.00	2,000.00	0.00
*****TOTAL FOR FUND-SCC 300 9116 (CHOIR):							
1,259.80	0.00	1,259.80	0.00	0.00	250.00	1,009.80	19.84

*** NOTE!! ONLY ACTIVE ACCOUNTS HAVE BEEN SELECTED, TOTALS MAY EXCLUDE AMOUNTS THAT ARE RELATED TO INACTIVE ACCOUNTS. ***

LEXINGTON LOCAL SCHOOLS
 Appropriation Account Summary
 SORTED BY FUND-SCC

FYTD Appropriated	Prior FY Carryover Encumbrances	FYTD Expendable	FYTD Actual Expenditures	MTD Actual Expenditures	Current + Future Encumbrances	FYTD Remaining Balance	FYTD Percent Exp/Enc
*****TOTAL FOR FUND-SCC 300 9206 (JUNIOR HIGH PHYS ED DEPARTMENT FUND):							
5,813.17	0.00	5,813.17	1,341.41	0.00	1,779.65	2,692.11	53.69
*****TOTAL FOR FUND-SCC 300 9210 (JR HIGH INSTRUMENTAL):							
41.03	0.00	41.03	0.00	0.00	0.00	41.03	0.00
*****TOTAL FOR FUND-SCC 300 9600 (ATHLETIC FUND):							
266,155.00	400.00	266,555.00	168,088.67	24,208.08	52,391.14	46,075.19	82.71
*****TOTAL FOR FUND-SCC 300 9601 (ATHLETIC TOURNAMENT FUND):							
0.00	0.00	0.00	0.00	0.00	0.00	0.00	0.00
*****TOTAL FOR FUND-SCC 300 9602 (ORCHESTRA):							
63.22	0.00	63.22	0.00	0.00	0.00	63.22	0.00
*****TOTAL FOR FUND-SCC 300 9603 (ELEMENTARY MUSIC):							
1,139.88	0.00	1,139.88	0.00	0.00	0.00	1,139.88	0.00
*****TOTAL FOR FUND-SCC 300 9605 (BAND):							
232.95	0.00	232.95	0.00	0.00	0.00	232.95	0.00
*****TOTAL FOR FUND-SCC 451 9013 (NETWORK CONNECTIVITY - FY 2013):							
0.00	0.00	0.00	0.00	0.00	0.00	0.00	0.00
*****TOTAL FOR FUND-SCC 451 9015 (Network Connectivity FY 2015):							
0.00	0.00	0.00	0.00	0.00	0.00	0.00	0.00
*****TOTAL FOR FUND-SCC 451 9016 (Network Connectivity FY 2016):							
0.00	0.00	0.00	0.00	4,500.00	0.00	0.00	0.00

*** NOTE!! ONLY ACTIVE ACCOUNTS HAVE BEEN SELECTED, TOTALS MAY EXCLUDE AMOUNTS THAT ARE RELATED TO INACTIVE ACCOUNTS. ***

LEXINGTON LOCAL SCHOOLS
 Appropriation Account Summary
 SORTED BY FUND-SCC

FYTD Appropriated	Prior FY Carryover Encumbrances	FYTD Expendable	FYTD Actual Expenditures	MTD Actual Expenditures	Current + Future Encumbrances	FYTD Remaining Balance	FYTD Percent Exp/Enc
*****TOTAL FOR FUND-SCC 451 9017 (Network Connectivity FY 2017):							
9,000.00	0.00	9,000.00	9,000.00	9,000.00	0.00	0.00	100.00
*****TOTAL FOR FUND-SCC 499 9101 (STATE GRANT 2001 READING IMPROVEMENT-CENTRA):							
0.00	0.00	0.00	0.00	0.00	0.00	0.00	0.00
*****TOTAL FOR FUND-SCC 506 9012 (RACE TO THE TOP GRANT FY12):							
0.00	0.00	0.00	0.00	0.00	0.00	0.00	0.00
*****TOTAL FOR FUND-SCC 506 9013 (RACE TO THE TOP GRANT FY13):							
0.00	0.00	0.00	0.00	0.00	0.00	0.00	0.00
*****TOTAL FOR FUND-SCC 506 9014 (RACE TO THE TOP GRANT FY14):							
0.00	0.00	0.00	0.00	0.00	0.00	0.00	0.00
*****TOTAL FOR FUND-SCC 506 9015 (RACE TO THE TOP GRANT FY15):							
0.00	0.00	0.00	0.00	0.00	0.00	0.00	0.00
*****TOTAL FOR FUND-SCC 506 9913 (OHIO RESIDENT EDUCATOR PROGRAM):							
0.00	0.00	0.00	0.00	0.00	0.00	0.00	0.00
*****TOTAL FOR FUND-SCC 506 9914 (OHIO RESIDENT EDUCATOR PROGRAM):							
0.00	0.00	0.00	0.00	0.00	0.00	0.00	0.00
*****TOTAL FOR FUND-SCC 516 9013 (IDEA-B SPECIAL EDUCATION FY13):							
0.00	0.00	0.00	0.00	0.00	0.00	0.00	0.00
*****TOTAL FOR FUND-SCC 516 9014 (IDEA-B SPECIAL EDUCATION FY14):							
0.00	0.00	0.00	0.00	0.00	0.00	0.00	0.00

*** NOTE!! ONLY ACTIVE ACCOUNTS HAVE BEEN SELECTED, TOTALS MAY EXCLUDE AMOUNTS THAT ARE RELATED TO INACTIVE ACCOUNTS. ***

LEXINGTON LOCAL SCHOOLS
 Appropriation Account Summary
 SORTED BY FUND-SCC

FYTD Appropriated	Prior FY Carryover Encumbrances	FYTD Expendable	FYTD Actual Expenditures	MTD Actual Expenditures	Current + Future Encumbrances	FYTD Remaining Balance	FYTD Percent Exp/Enc
*****TOTAL FOR FUND-SCC 516 9015 (IDEA-B SPECIAL EDUCATION FY15):							
0.00	0.00	0.00	0.00	0.00	0.00	0.00	0.00
*****TOTAL FOR FUND-SCC 516 9016 (IDEA-B SPECIAL EDUCATION FY16):							
19,115.15	1,201.65	20,316.80	20,316.80	0.00	0.00	0.00	100.00
*****TOTAL FOR FUND-SCC 516 9017 (IDEA-B SPECIAL EDUCATION FY17):							
425,089.03	0.00	425,089.03	184,622.80	30,631.12	93,191.36	147,274.87	65.35
*****TOTAL FOR FUND-SCC 551 9013 (TITLE IIT LEP FY13):							
0.00	0.00	0.00	0.00	0.00	0.00	0.00	0.00
*****TOTAL FOR FUND-SCC 572 9013 (TITLE I TARGETED ASSISTANCE FY13):							
0.00	0.00	0.00	0.00	0.00	0.00	0.00	0.00
*****TOTAL FOR FUND-SCC 572 9014 (TITLE I FY14):							
0.00	0.00	0.00	0.00	0.00	0.00	0.00	0.00
*****TOTAL FOR FUND-SCC 572 9015 (TITLE I FY15):							
0.00	0.00	0.00	0.00	0.00	0.00	0.00	0.00
*****TOTAL FOR FUND-SCC 572 9016 (TITLE I FY16):							
38,374.50	2,400.00	40,774.50	40,774.50	0.00	0.00	0.00	100.00
*****TOTAL FOR FUND-SCC 572 9017 (TITLE I FY17):							
419,228.32	0.00	419,228.32	106,615.15	27,631.77	20.00	312,593.17	25.44
*****TOTAL FOR FUND-SCC 587 9015 (EARLY CHILDHOOD SPECIAL EDUCATION IDEA FY15):							
0.00	0.00	0.00	0.00	0.00	0.00	0.00	0.00

*** NOTE!! ONLY ACTIVE ACCOUNTS HAVE BEEN SELECTED, TOTALS MAY EXCLUDE AMOUNTS THAT ARE RELATED TO INACTIVE ACCOUNTS. ***

LEXINGTON LOCAL SCHOOLS
 Appropriation Account Summary
 SORTED BY FUND-SCC

FYTD Appropriated	Prior FY Carryover Encumbrances	FYTD Expendable	FYTD Actual Expenditures	MTD Actual Expenditures	Current + Future Encumbrances	FYTD Remaining Balance	FYTD Percent Exp/Enc
*****TOTAL FOR FUND-SCC 587 9016 (EARLY CHILDHOOD SPECIAL EDUCATION IDEA FY16):							
0.00	0.00	0.00	0.00	0.00	0.00	0.00	0.00
*****TOTAL FOR FUND-SCC 587 9017 (EARLY CHILDHOOD SPECIAL EDUCATION IDEA FY17):							
4,042.14	0.00	4,042.14	639.92	287.02	358.61	3,044.61	24.68
*****TOTAL FOR FUND-SCC 590 9013 (TITLE II-A IMPROVING TEACHER QUALITY FY13):							
0.00	0.00	0.00	0.00	0.00	0.00	0.00	0.00
*****TOTAL FOR FUND-SCC 590 9014 (TITLE II-A IMPROVING TEACHER QUALITY FY14):							
0.00	0.00	0.00	0.00	0.00	0.00	0.00	0.00
*****TOTAL FOR FUND-SCC 590 9015 (TITLE II-A IMPROVING TEACHER QUALITY FY15):							
0.00	0.00	0.00	0.00	0.00	0.00	0.00	0.00
*****TOTAL FOR FUND-SCC 590 9016 (TITLE II-A IMPROVING TEACHER QUALITY FY16):							
0.00	0.00	0.00	0.00	0.00	0.00	0.00	0.00
*****TOTAL FOR FUND-SCC 590 9017 (TITLE II-A IMPROVING TEACHER QUALITY FY17):							
41,215.59	0.00	41,215.59	25,566.80	6,391.70	0.00	15,648.79	62.03
*****TOTAL FOR FUND-SCC 599 9013 (NATIONAL SCHOOL LUNCH EXPANSION GRANT FY13):							
0.00	0.00	0.00	0.00	0.00	0.00	0.00	0.00
*****TOTAL FOR FUND-SCC 599 9015 (CHILD NUTRITION - TEAM NUTRITION GRANT):							
0.00	0.00	0.00	0.00	0.00	0.00	0.00	0.00
*****GRAND TOTALS:							
30,154,352.85	191,181.67	30,345,534.52	16,304,627.08	2,571,646.85	1,919,610.14	12,121,297.30	60.06

*** NOTE!! ONLY ACTIVE ACCOUNTS HAVE BEEN SELECTED, TOTALS MAY EXCLUDE AMOUNTS THAT ARE RELATED TO INACTIVE ACCOUNTS. ***