

# LEXINGTON LOCAL SCHOOLS



---

FINANCIAL REPORT  
FOR THE PERIOD ENDING  
OCTOBER 31, 2016

---

PREPARED BY  
JASON WHITESEL, TREASURER

DATE: 11/04/2016  
TIME: 09:58

LEXINGTON LOCAL SCHOOLS  
CASH RECONCILIATION AS OF 10/31/2016

PAGE: 1  
(USAEMSED)

	SUB-TOTALS	TOTALS
	-----	-----
Gross Depository Balances:		
RICHLAND BANK MMA 5719	\$ 4,274,316.05	
RICHLAND BANK SWEEP ACCT 3520	2,501,753.68	
RICHLAND BANK GENERAL ACCT 0580	306,024.14	
RICHLAND BANK ANTHEM SWEEP 3523	310,039.55	
RICHLAND BANK EE BENEFITS 3180	1,657.03	
RICHLAND BANK PAYROLL ACCT 9780	2,620.32	
RICHLAND BANK ATHLETIC ACCT 3280	5,065.00	
	-----	
Total Depository Balances (Gross)		\$ 7,401,475.77
Adjustments to Bank Balance:		
Cash in Transit to Bank	\$ 4,862.20	
Outstanding Checks	153,024.40-	
Adjustments	370.32-	
Municipal Income Tax -370.32		
	-----	
Total Adjustments to Bank Balance		148,532.52-
Investments:		
Treasury Bonds and Notes	\$ 1,075,284.50	
Certificate of Deposits	2,925,000.00	
Other Securities	0.00	
Other Investments:		
Richland Bank - Money Market	25,172.38	
	-----	
Total Investments		4,025,456.88
Cash on Hand:		
Petty Cash:		
TREASURER'S OFFICE	\$ 100.00	
HIGH SCHOOL	50.00	
JUNIOR HIGH SCHOOL	50.00	
EASTERN, CENTRAL, WESTERN	150.00	
Change Cash:		
ATHLETIC CHANGE	\$ 3,000.00	
CAFETERIA CHANGE	440.00	
JUNIOR HIGH SCHOOL	100.00	
Cash with Fiscal Agent	0.00	
	-----	
Total Cash on Hand		3,890.00
		-----
Total Balances		\$ 11,282,290.13
		=====
Total Fund Balance		\$ 11,282,290.13
		=====
Depository Clearance Accounts:		
	-----	
Total Clearance Account Balances		\$ 0.00

*James D. [Signature]*

October 01, 2016 To October 31, 2016

Account Name : Lexington Local SD Managing Agency

Account No : 5750

## Summary Of Investment Holdings

Quantity	Description			Unit Value	Market Value	Tax Cost	Estimated Ann Inc	Yield To Mkt
<b><u>Money Market - Taxable</u></b>								
25,172.38	Northern Instl Government Select Portfolio			1.0000	25,172.38	25,172.38	57.90	0.23%
<i>Totals</i>					<b>25,172.38</b>	<b>25,172.38</b>	<b>57.90</b>	<b>0.23%</b>
<b><u>Marketable CD</u></b>								
100,000	Transportation Alliance Bk	0.800%	07/05/2017	100.1993	100,199.30	100,000.00	800.00	0.80%
200,000	Apple Bank for Savings	0.850%	10/06/2017	100.2676	200,535.20	200,000.00	1,700.00	0.85%
200,000	Wells Fargo Bank NA	1.000%	12/06/2017	100.3048	200,609.60	200,000.00	2,000.00	1.00%
150,000	Comenity Capital Bank	1.150%	08/29/2018	100.0446	150,066.90	150,000.00	1,725.00	1.15%
200,000	Franklin Synergy Bank	1.100%	10/09/2018	100.6760	201,352.00	200,000.00	2,200.00	1.09%
200,000	Farm Bureau Bank	1.100%	12/17/2018	100.2824	200,564.80	200,000.00	2,200.00	1.10%
150,000	Ally Bank Midvale UT	1.450%	02/11/2019	101.4022	152,103.30	150,000.00	2,175.00	1.43%
200,000	Capital One Bank USA	1.200%	08/12/2019	100.0053	200,010.60	200,000.00	2,400.00	1.20%
100,000	First Financial NW Inc WA	1.450%	08/19/2019	100.0398	100,039.80	100,000.00	1,450.00	1.45%
200,000	Abacus Federal Savings Bank	1.250%	09/17/2019	100.4302	200,860.40	200,000.00	2,500.00	1.24%
200,000	Alma Bank NY	1.300%	06/10/2020	100.2758	200,551.60	200,000.00	2,600.00	1.30%
150,000	Community Finl Svcs Bank	1.500%	08/19/2020	100.8885	151,332.75	150,000.00	2,250.00	1.49%
175,000	Unison Bank	1.500%	11/25/2020	102.8223	179,939.03	175,000.00	2,625.00	1.46%
200,000	Goldman Sachs Bank USA	1.850%	02/17/2021	102.0360	204,072.00	200,000.00	3,700.00	1.81%
200,000	MB Financial Bank NA	1.400%	03/30/2021	102.2378	204,475.60	200,000.00	2,800.00	1.37%
100,000	BankVista Sartell MN	1.400%	04/06/2021	100.0602	100,060.20	100,000.00	1,400.00	1.40%
200,000	Bank Of Santa Clarita	1.400%	04/15/2021	100.0392	200,078.40	200,000.00	2,800.00	1.40%
<i>Totals</i>					<b>2,946,851.48</b>	<b>2,925,000.00</b>	<b>37,325.00</b>	<b>1.27%</b>
<b><u>U.S. Govt Agy/Exempt State</u></b>								
125,000	FHLB	1.050%	06/04/2018	99.5883	124,485.38	124,987.50	1,312.50	1.05%
150,000	FHLB	1.000%	08/28/2018	99.7697	149,654.55	150,000.00	1,500.00	1.00%
<i>Totals</i>					<b>274,139.93</b>	<b>274,987.50</b>	<b>2,812.50</b>	<b>1.03%</b>

October 01, 2016 To October 31, 2016

Account Name : Lexington Local SD Managing Agency

Account No : 5750

## Summary Of Investment Holdings

Quantity	Description			Unit Value	Market Value	Tax Cost	Estimated Ann Inc	Yield To Mkt
<u>U.S. Govt Agy/Nonexempt State</u>								
300,000	FHLMC	1.350%	03/29/2019	100.0614	300,184.20	300,297.00	4,050.00	1.35%
200,000	FHLMC	1.300%	10/25/2019	99.8582	199,716.40	200,000.00	2,600.00	1.30%
300,000	FNMA	1.300%	07/28/2020	99.1833	297,549.90	300,000.00	3,900.00	1.31%
<i>Totals</i>					797,450.50	800,297.00	10,550.00	1.32%
<i>Grand Total</i>					4,043,814.29	4,025,456.88	50,745.40	1.25%

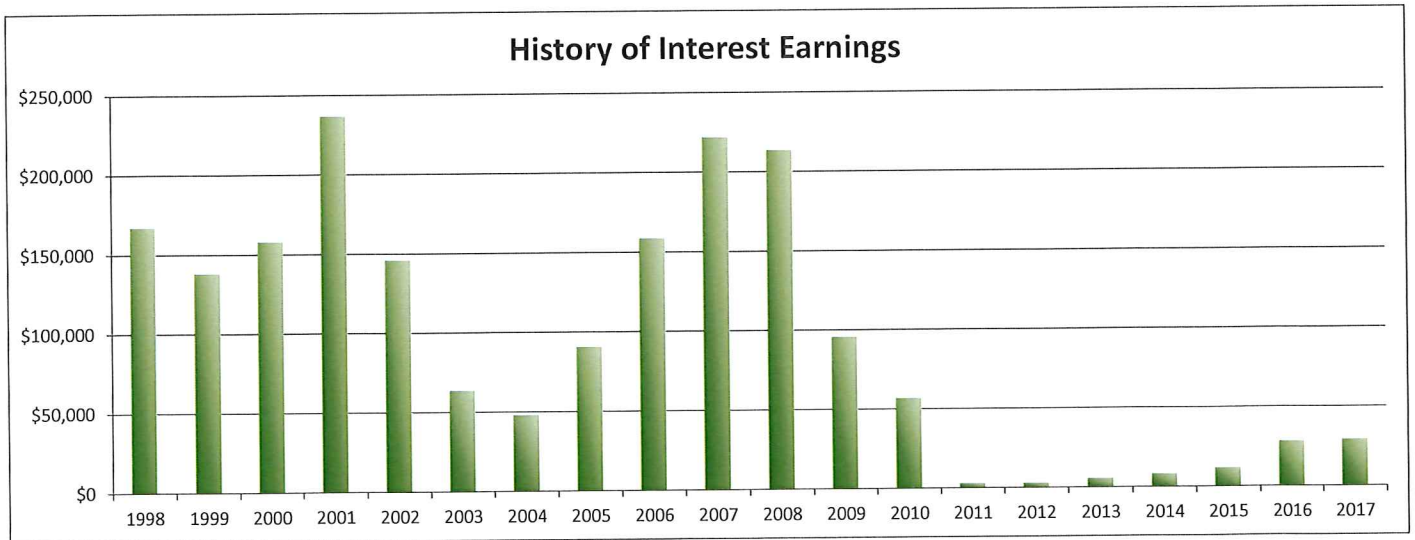


**LEXINGTON LOCAL SCHOOLS**  
**INVESTMENT REPORT FOR THE MONTH ENDING**  
**OCTOBER 31, 2016**

<b>INTEREST EARNED:</b>	<b>THIS MONTH</b>	<b>FISCAL YEAR TO DATE</b>
Richland Bank, General Sweep	\$709.25	\$2,992.16
Richland Bank, General MMA	\$2,396.50	\$7,865.63
Richland Bank, Anthem Sweep	\$168.58	\$710.69
Star Ohio	\$0.00	\$0.00
CDs, Bonds, and other investments	\$4,768.75	\$17,747.32
<b>TOTAL INTEREST RECEIVED</b>	<b>\$8,043.08</b>	<b>\$29,315.80</b>

<b>History of Interest Earnings</b>	<b>Fiscal Year</b>	<b>Interest Earnings</b>
	1998	\$ 167,057.52
	1999	\$ 138,113.69
	2000	\$ 157,991.72
	2001	\$ 236,839.79
	2002	\$ 146,052.34
	2003	\$ 63,712.36
	2004	\$ 47,970.95
	2005	\$ 90,719.94
	2006	\$ 158,724.51
	2007	\$ 221,998.86
	2008	\$ 213,660.34
	2009	\$ 95,639.63
	2010	\$ 56,860.22
	2011	\$ 3,001.78
	2012	\$ 3,090.00
	2013	\$ 5,758.97
	2014	\$ 8,349.92
	2015	\$ 11,765.22
	2016	\$ 28,300.22
<b>FISCAL Year To Date</b>	<b>2017</b>	<b>\$29,315.80</b>

<b>Total Interest Earnings 1998 to Present</b>	<b>\$ 1,884,923.78</b>
--	------------------------



Processing Month: October 2016

(FINSUM)

## LEXINGTON LOCAL SCHOOLS

Fnd	Sec	Description	Beginning Balance	MTD Revenues	FYTD Revenues	MTD Expenditures	FYTD Expenditures	Current Available Balance
001	0000	GENERAL FUND	8,934,264.87	1,748,843.45	9,431,858.85	1,933,482.64	7,343,837.62	11,022,286.10
001	9412	GENERAL BUDGET RESERVE SE	87,928.97	.00	.00	.00	.00	87,928.97
002	0000	BOND RETIREMENT FUND	1,925.89	.00	.00	.00	.00	1,925.89
003	0000	PERMANENT IMPROVEMENT FUN	117,720.48	42,460.41	308,753.00	129,813.25	665,080.02	238,606.54-
006	0000	FOOD SERVICE FUND	2,553.42	99,121.46	166,075.55	69,008.84	242,193.65	73,564.68-
007	9100	LEXINGTON MINUTEMEN ACADE	18,506.86	514.05	1,073.76	.00	.00	19,580.62
007	9800	TERRY McCAMMON SCHOLARSHI	13,585.20	9.77	33.56	.00	.00	13,618.76
007	9801	MINUTEMAN ALUMNI SCHOLARS	1,995.46	1.44	4.94	.00	.00	2,000.40
018	9100	HIGH SCHOOL PRINCIPAL'S F	1,149.62	947.73	2,451.03	2,024.38	2,555.58	1,045.07
018	9200	JUNIOR HIGH PRINCIPAL'S F	2,815.47	.00	4,653.72	435.00	756.83	6,712.36
018	9300	EASTERN PRINCIPAL'S FUND	5,640.18	1,131.08	2,191.95	698.00	1,630.30	6,201.83
018	9301	EASTERN ELEMENTARY BOOKFA	11,356.99	.00	.00	246.37	246.37	11,110.62
018	9302	EASTERN ELEMENTARY MATH	1,181.16	.00	.00	.00	.00	1,181.16
018	9400	CENTRAL PRINCIPAL'S FUND	10,210.91	1,141.34	1,836.95	448.00	1,126.49	10,921.37
018	9401	CENTRAL ELEMENTARY BOOKFA	2,358.24	3,183.25	3,204.25	.00	.00	5,562.49
018	9402	CENTRAL ELEMENTARY ART	746.00	.00	.00	.00	.00	746.00
018	9500	WESTERN PRINCIPAL'S FUND	8,206.02	846.33	3,618.78	154.25	440.19	11,394.61
018	9501	WESTERN ELEMENTARY BOOKFA	1,351.85	3,520.41	3,520.41	.00	.00	4,872.26
018	9503	WESTERN ELEMENTARY ART	402.42	.00	.00	.00	.00	402.42
018	9901	JUNIOR HIGH TEACHER ADVIS	109.25	.00	.00	.00	.00	109.25
019	9001	ACADEMIC BOOSTERS GRANTS	769.07	.00	.00	.00	.00	769.07
019	9121	CENTRAL ELEMENTARY PTO GR	671.29	2,011.79	2,046.91	260.36	718.29	1,999.91
019	9122	EASTERN ELEMENTARY PTO GR	567.18	2,011.79	2,046.93	100.00	100.00	2,514.11
019	9123	WESTERN ELEMENTARY PTO GR	3,437.63	2,011.79	2,046.92	.00	1,699.50	3,785.05
019	9200	RICHLAND COUNTY FOUNDATIO	1,932.00	.00	.00	.00	.00	1,932.00
019	9208	RICHLAND CO FOUND-BUILD A	.00	.00	500.00	175.84	489.68	10.32
019	9209	RICH CO FOUND-LEARN TO RE	.00	.00	1,199.00	.00	.00	1,199.00
019	9210	RICH CO FOUND-MULTI-SENS	.00	.00	831.66	.00	.00	831.66
019	9211	RICH CO FOUND-BEE AWARENE	.00	.00	672.92	.00	.00	672.92
019	9212	RICH CO FOUND-DONT LET TH	.00	.00	623.60	.00	.00	623.60
019	9500	DOLLAR GENERAL LIT FOUND	6.01	.00	.00	.00	.00	6.01
022	9601	OHSAA TOURNAMENT AGENCY F	144.13	6,954.00	6,954.00	1,957.81	2,037.81	5,060.32
024	0000	EMPLOYEE BENEFITS FUND FO	791,621.99	341,110.19	1,341,076.80	626,679.00	1,821,002.21	311,696.58
200	9101	HIGH SCHOOL ART CLUB	93.76	.00	.00	.00	.00	93.76
200	9102	HIGH SCHOOL DRAMA CLUB	14,103.46	160.00	160.00	.00	346.35	13,917.11
200	9103	HIGH SCHOOL MATH CLUB	52.70	.00	.00	.00	.00	52.70
200	9104	HIGH SCHOOL LEADERSHIP CO	453.66	382.00	2,806.00	.00	203.50	3,056.16
200	9105	HIGH SCHOOL FRENCH CLUB	131.67	235.00	235.00	.00	13.00	353.67
200	9107	HIGH SCHOOL SPANISH CLUB	751.60	5.00	765.00	552.10	552.10	964.50
200	9108	HIGH SCHOOL LED CLUB	3,122.40	727.50	727.50	254.29	254.29	3,595.61
200	9114	HIGH SCHOOL STUDENT COUNC	3,027.08	306.00	306.00	56.34	75.59	3,257.49
200	9115	HIGH SCHOOL KEY CLUB	1,849.02	95.00	95.00	91.30	91.30	1,852.72
200	9116	HIGH SCHOOL CHESS CLUB	271.00	.00	.00	.00	.00	271.00
200	9119	HIGH SCHOOL YEARBOOK FUND	39,285.55	1,430.00	6,040.00	.00	.00	45,325.55
200	9120	HIGH SCHOOL JOURNALISM FU	1,089.44	.00	.00	.00	.00	1,089.44
200	9121	HIGH SCHOOL NATIONAL HONO	655.94	.00	.00	.00	385.00	270.94

Processing Month: October 2016

## LEXINGTON LOCAL SCHOOLS

Fnd	Sec	Description	Beginning Balance	MTD Revenues	FYTD Revenues	MTD Expenditures	FYTD Expenditures	Current Available Balance
200	9160	HIGH SCHOOL GERMAN CLUB	45.00	.00	.00	.00	45.00	.00
200	9201	JUNIOR HIGH ART CLUB	113.99	.00	.00	.00	.00	113.99
200	9204	JUNIOR HIGH STUDENT COUNC	29.54	610.00	610.00	150.00	150.00	489.54
200	9205	JUNIOR HIGH LIBRARY CLUB	77.65	.00	.00	.00	.00	77.65
200	9301	EASTERN ELEMENTARY STUDEN	479.41	195.11	195.11	.00	.00	674.52
200	9401	CENTRAL ELEMENTARY STUDEN	382.69	.00	.00	.00	.00	382.69
200	9611	HIGH SCHOOL INFORMED TEEN	842.26	.00	53.63-	.00	.00	788.63
200	9612	JUNIOR HIGH INFORMED TEEN	24.67	.00	95.95	.00	.00	120.62
300	9115	JAZZ BAND	1,569.81	.00	.00	.00	.00	1,569.81
300	9116	CHOIR	1,159.80	.00	.00	.00	.00	1,159.80
300	9206	JUNIOR HIGH PHYS ED DEPAR	2,413.17	260.00	790.00	335.28	940.85	2,262.32
300	9210	JR HIGH INSTRUMENTAL	41.03	.00	.00	.00	.00	41.03
300	9600	ATHLETIC FUND	19,748.85	17,279.28	130,266.46	38,125.54	133,467.99	16,547.32
300	9602	ORCHESTRA	63.22	.00	.00	.00	.00	63.22
300	9603	ELEMENTARY MUSIC	1,139.88	.00	.00	.00	.00	1,139.88
300	9605	BAND	232.95	.00	.00	.00	.00	232.95
451	9016	Network Connectivity FY 2	.00	.00	.00	.00	4,500.00	4,500.00-
451	9017	Network Connectivity FY 2	.00	4,500.00	4,500.00	.00	.00	4,500.00
516	9016	IDEA-B SPECIAL EDUCATION	14,415.99	.00	5,900.81	.00	20,316.80	.00
516	9017	IDEA-B SPECIAL EDUCATION	.00	46,174.66	75,593.15	53,785.75	111,753.47	36,160.32-
572	9016	TITLE I FY16	6,969.06	.00	33,805.44	.00	40,774.50	.00
572	9017	TITLE I FY17	.00	21,596.10	47,074.34	22,240.36	52,821.12	5,746.78-
587	9017	EARLY CHILDHOOD SPECIAL E	.00	.00	302.21	.00	302.21	.00
590	9017	TITLE II-A IMPROVING TEAC	.00	6,362.39	10,696.50	6,391.70	12,783.40	2,086.90-
Grand Total All Funds			10,137,794.81	2,356,138.32	11608,186.33	2,887,466.40	10463,691.01	11282,290.13
Total Invested Funds			.00					

SCHOOL DISTRICT: LEXINGTON LOCAL SCHOOLS      TRN # 049437      COUNTY: RICHLAND      FISCAL YEAR: 2017      MONTH: 10

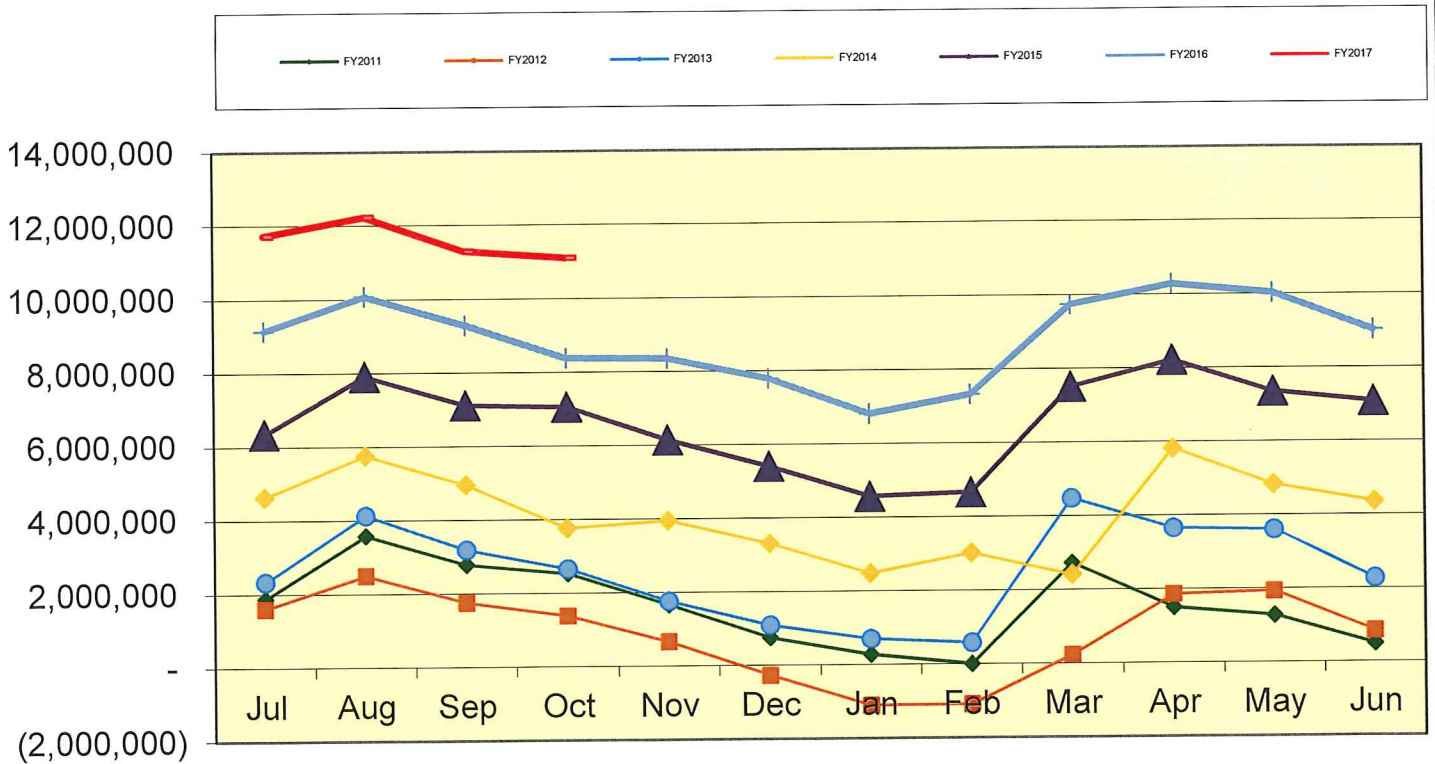
	MONTHLY ESTIMATE	MONTHLY ACTUAL	MONTHLY DIFFERENCE	FISCAL YTD ESTIMATE	FISCAL YTD ACTUAL	FISCAL YTD DIFFERENCE
<b>REVENUES</b>						
01.010 General Property (Real Estate)	0	2,099	2,099	4,600,000	4,700,764	100,764
01.020 Tangible Personal Property Tax	0	0	0	200,000	218,691	18,691
01.030 Income Tax	0	0	0	0	0	0
01.035 Unrestricted Grants-in-Aid	815,000	873,144	58,144	3,255,000	3,375,495	120,495
01.040 Restricted Grants-in-Aid	4,400	6,412	2,012	17,300	26,290	8,990
01.045 Restricted Grants-in-Aid - SF3F	0	0	0	0	0	0
01.050 Property Tax Allocation	0	830,130	830,130	49,000	884,922	835,922
01.060 All Other Operating Revenue	25,000	40,154	15,154	122,500	181,601	59,101
01.070 Total Revenue	844,400	1,751,939	907,539	8,243,800	9,387,763	1,143,963
<b>OTHER FINANCING SOURCES</b>						
02.010 Proceeds from Sale of Notes	0	0	0	0	0	0
02.020 State Emergency Loans & Advancements (Approved)	0	0	0	0	0	0
02.040 Operating Transfers-In	0	0	0	0	0	0
02.050 Advances-In	0	0	0	0	0	0
02.060 All Other Financing Sources	10,000	3,096-	13,096-	40,000	44,095	4,095
02.070 Total Other Financing Sources	10,000	3,096-	13,096-	40,000	44,095	4,095
02.080 Total Revenues and Other Financing Sources	854,400	1,748,843	894,443	8,283,800	9,431,858	1,148,058
<b>EXPENDITURES</b>						
03.010 Personal Services	1,000,000	1,044,730	44,730	3,995,000	3,868,420	126,580-
03.020 Employees' Retirement/Insurance Benefits	470,000	440,421	29,579-	1,880,000	1,799,720	80,280-
03.030 Purchased Services	300,000	315,438	15,438	1,060,000	1,072,767	12,767
03.040 Supplies and Materials	75,000	81,155	6,155	385,000	395,915	10,915
03.050 Capital Outlay	7,000	41,723	34,723	19,500	80,494	60,994
03.060 Intergovernmental	0	0	0	0	0	0
04.010 Debt Service: All Principal (Historical)	0	0	0	0	0	0
04.020 Debt Service: Principal - Notes	0	0	0	0	0	0
04.030 Debt Service: Principal - State Loans	0	0	0	0	0	0
04.040 Debt Service: Principal - State Advancements	0	0	0	0	0	0
04.050 Debt Service: Principal - HB 264 Loans	0	0	0	0	0	0
04.055 Debt Service: Principal - Other	0	0	0	0	0	0
04.060 Debt Service: Interest and Fiscal Charges	0	0	0	0	0	0
04.300 Other Objects	6,000	10,015	4,015	121,000	126,523	5,523
04.500 Total Expenditures	1,858,000	1,933,482	75,482	7,460,500	7,343,839	116,661-
<b>OTHER FINANCING USES</b>						
05.010 Operating Transfers - Out	0	0	0	0	0	0
05.020 Advances - Out	0	0	0	0	0	0
05.030 All Other Financing Uses	0	0	0	0	0	0
05.040 Total Other Financing Uses	0	0	0	0	0	0
05.050 Total Expenditure and Other Financing Uses	1,858,000	1,933,482	75,482	7,460,500	7,343,839	116,661-
06.010 Excess Rev & Oth Financing Sources over(under) Exp &	1,003,600-	184,639-	818,961	823,300	2,098,019	1,264,719
07.010 Beginning Cash Balance	10,849,094	11,294,852	445,758	9,022,194	9,022,194	0
07.020 Ending Cash Balance	9,845,494	11,110,213	1,264,719	9,845,494	11,110,213	1,264,719
08.010 Outstanding Encumbrances	1,500,000	1,758,576	258,576	1,500,000	1,758,576	258,576



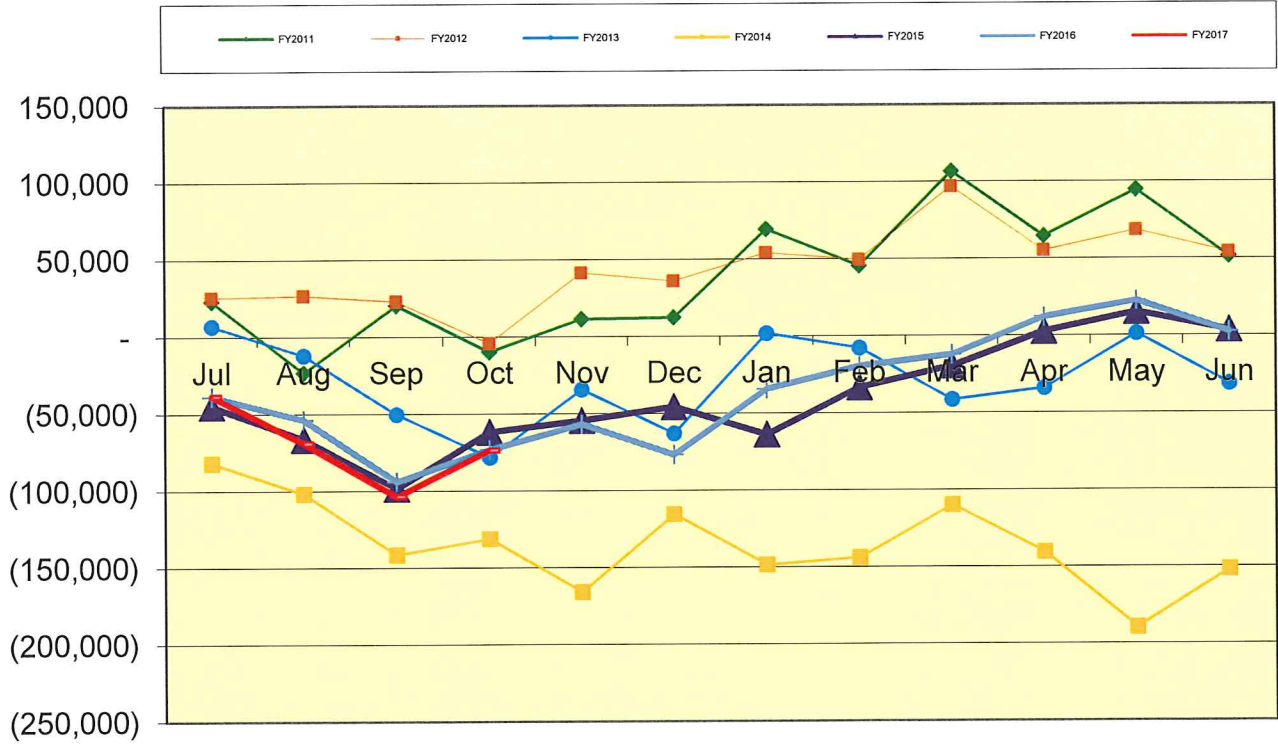
**LEXINGTON LOCAL SCHOOL DISTRICT  
GENERAL FUND ONLY 2016-17  
SUMMARY OF RECEIPTS AND EXPENDITURES - FIVE YEAR FORECAST FORMAT**

LINE	10/31/2016	FISCAL YEAR TO DATE Estimate	FISCAL YEAR TO DATE Actual	VARIANCE Estimate vs. Actual	PERCENT of VARIANCE
<b>LINE 7.010</b>	<b>BEGINNING CASH BALANCE</b>		<b>\$ 9,022,194</b>		
<b>REVENUES</b>					
LINE 1.010	Real Estate Tax	\$ 4,600,000	\$ 4,700,764	\$100,764	2.19%
LINE 1.020	Personal Property Tax	\$ 200,000	\$ 218,691	\$18,691	9.35%
LINE 1.030	Income Tax	\$ -	\$ -	\$0	
LINE 1.035	State Funding	\$ 3,255,000	\$ 3,375,495	\$120,495	3.70%
LINE 1.040	Career Tech / Economic Disadv.	\$ 17,300	\$ 26,290	\$8,990	51.97%
LINE 1.050	Property Tax Allocation	\$ 49,000	\$ 884,922	\$835,922	1705.96%
LINE 1.060	Other Operating Revenue	\$ 122,500	\$ 181,601	\$59,101	48.25%
LINE 1.070	<b>TOTAL REVENUE</b>	<b>\$ 8,243,800</b>	<b>\$ 9,387,763</b>	<b>\$1,143,963</b>	<b>13.88%</b>
<b>EXPENSES</b>					
LINE 2.01	Proceeds from Notes	\$ -	\$ -	\$0	
LINE 2.04	Transfers In	\$ -	\$ -	\$0	
LINE 2.050	Advances In	\$ -	\$ -	\$0	#DIV/0!
LINE 2.060	Other Financing Sources	\$ 40,000	\$ 44,095	\$4,095	10.24%
LINE 2.070	<b>TOTAL OTHER SOURCES</b>	<b>\$ 40,000</b>	<b>\$ 44,095</b>	<b>\$4,095</b>	<b>10.24%</b>
<b>LINE 2.080</b>	<b>TOTAL REVENUES &amp; Sources</b>	<b>\$ 8,283,800</b>	<b>\$ 9,431,858</b>	<b>\$1,148,058</b>	<b>13.86%</b>
LINE 3.010	Salaries	\$ 3,995,000	\$ 3,868,420	\$126,580	3.17%
LINE 3.020	Retirement and Benefits	\$ 1,880,000	\$ 1,799,720	\$80,280	4.27%
LINE 3.030	Purchased Services	\$ 1,060,000	\$ 1,072,767	(\$12,767)	-1.20%
LINE 3.040	Supplies and Materials	\$ 385,000	\$ 395,915	(\$10,915)	-2.84%
LINE 3.050	Capital Outlay and Equipment	\$ 19,500	\$ 80,494	(\$60,994)	-312.79%
LINE 3.06	INTERGOVERNMENTAL	\$ -	\$ -	\$0	
LINE 4.020	DEBT SERVICE - Notes	\$ -	\$ -	\$0	
LINE 4.060	DEBT SERVICE - Interest charges	\$ -	\$ -	\$0	
LINE 4.300	Other Objects	\$ 121,000	\$ 126,523	(\$5,523)	-4.56%
LINE 4.500	<b>TOTAL EXPENDITURES</b>	<b>\$ 7,460,500</b>	<b>\$ 7,343,839</b>	<b>\$116,661</b>	<b>1.56%</b>
LINE 5.00	TRANSFERS OUT	\$ -	\$ -	\$0	
LINE 5.02	ADVANCES OUT	\$ -	\$ -	\$0	
LINE 5.03	ALL OTHER USES	\$ -	\$ -	\$0	
LINE 5.040	<b>TOTAL OTHER USES</b>	<b>\$ -</b>	<b>\$ -</b>	<b>\$0</b>	
<b>LINE 5.050</b>	<b>TOTAL EXPENDITURES &amp; USES</b>	<b>\$ 7,460,500</b>	<b>\$ 7,343,839</b>	<b>\$116,661</b>	<b>1.56%</b>
		Estimate	Actual	Variance	
<b>LINE 6.010</b>	<b>REVENUES OVER EXPENSES</b>	<b>\$ 823,300</b>	<b>\$ 2,088,019</b>	<b>\$1,264,719</b>	
<b>LINE 7.020</b>	<b>ENDING CASH BALANCE</b>	<b>\$ 9,845,494</b>	<b>\$ 11,110,213</b>	<b>\$1,264,719</b>	
	Less Reserves	\$ (87,929)	\$ (87,929)	\$ -	
LINE 8.010	Less Outstanding Encumbrances	\$ (1,500,000)	\$ (1,758,576)	\$ (258,576)	17.24%
<b>LINE 15.010</b>	<b>Unreserved Fund Balance</b>	<b>\$ 8,257,565</b>	<b>\$ 9,263,708</b>	<b>\$1,006,143</b>	<b>12.18%</b>
		Estimate	Actual	Benchmark Yr. End	
	Salaries/Benefits as % of Revenue	71.3%	60.4%	80.1% or below	
		Estimate	Actual	Benchmark	
	True Days Cash - Calendar Days on which can operate	136	155	90 or above optimal	

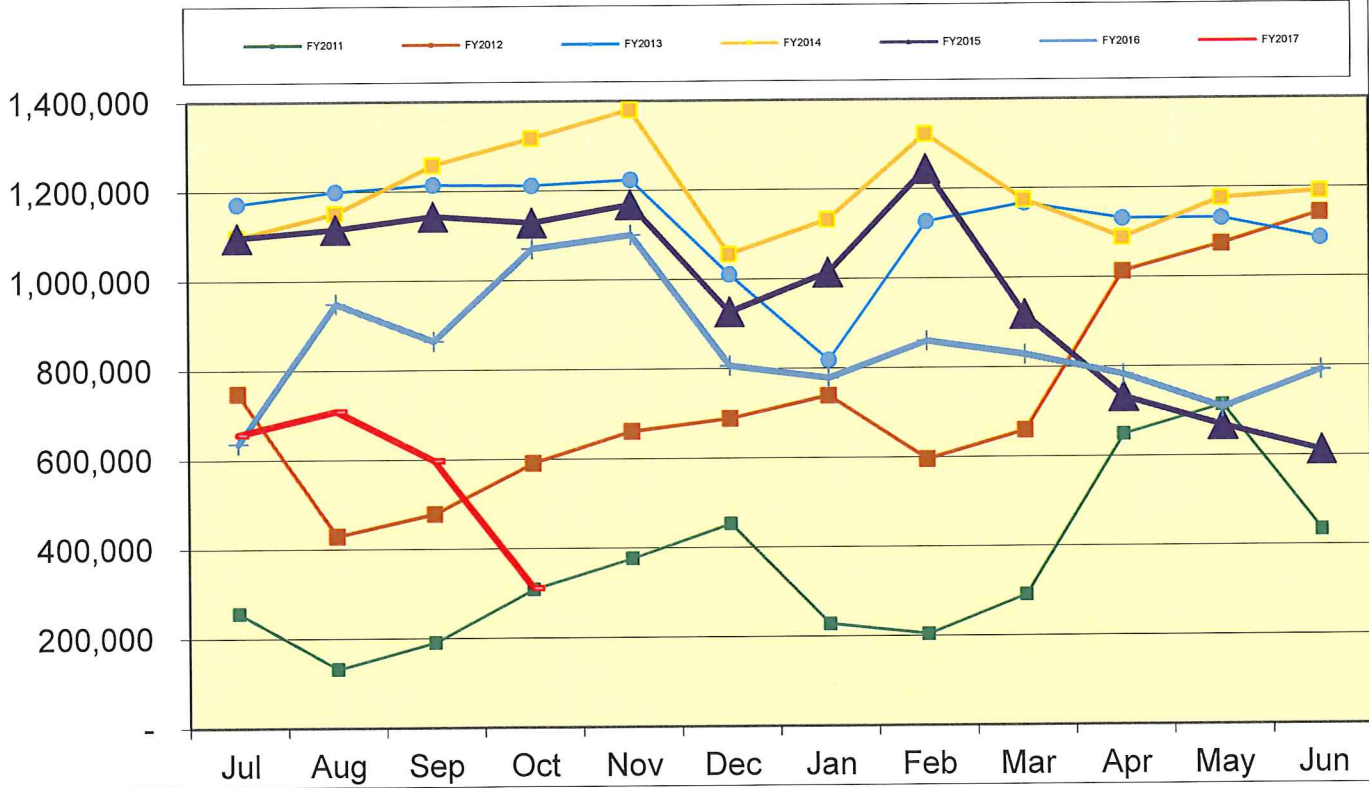
## Lexington Local Schools General Fund Cash Balance



### Lexington Local Schools Food Service Fund Cash Balance



### Lexington Local Schools Employee Benefits Fund Cash Balance





**Lexington Local Schools**

**Permanent Improvement Fund  
10/31/2016**

	Budgeted Amount	Actual Fiscal Year Expended	Current Encumbrances	Expenses / Encumbrances Over/Under Estimate	Remaining Estimated PI Project Costs
<b>Instruction and Administration</b>					
Algebra II Books (85)	\$ 10,543.08	\$ 10,543.40	\$ -	(\$0.32)	\$0.00
American History Books (60)	\$ 7,770.00	\$ -	\$ -	\$7,770.00	\$7,770.00
24 Walkie Talkies (all bldgs/transportation)	\$ 6,888.00	\$ 6,888.00	\$ -	\$0.00	\$0.00
Eastern Go Math	\$ 2,745.25	\$ 2,745.25	\$ -	\$0.00	\$0.00
PK-3 Educational Kits (Western)	\$ 2,135.00	\$ 1,945.00	\$ -	\$190.00	\$0.00
Biology Textbooks (17)	\$ 1,757.35	\$ 1,838.04	\$ -	(\$80.69)	\$0.00
Western Laminator	\$ 1,895.00	\$ 1,895.00	\$ -	\$0.00	\$0.00
Keyboards for HS/Eastern Choir Rooms	\$ 3,579.50	\$ 3,579.50	\$ -	\$0.00	\$0.00
Eastern Replacement Slide	\$ 4,010.00	\$ 4,010.00	\$ -	\$0.00	\$0.00
Central Student Chairs (20)	\$ 556.60	\$ 550.40	\$ -	\$6.20	\$0.00
Western 2nd Grade Resource Books	\$ 486.47	\$ 577.00	\$ -	(\$90.53)	\$0.00
JH PE Equipment	\$ 596.56	\$ 596.55	\$ -	\$0.01	\$0.00
HS Business Text/Software	\$ 3,286.53	\$ 3,286.53	\$ -	\$0.00	\$0.00
Eastern Tables (5)	\$ 1,580.35	\$ 1,580.35	\$ -	\$0.00	\$0.00
Western Music Curriculum	\$ 5,170.00	\$ 4,970.00	\$ -	\$200.00	\$0.00
Western 4-Drawer File	\$ 800.00	\$ 799.98	\$ -	\$0.02	\$0.00
Central Music	\$ 561.08	\$ 561.02	\$ -	\$0.06	\$0.00
Western PK Chairs/Equipment	\$ 2,887.12	\$ 3,239.94	\$ -	(\$352.82)	\$0.00
Western Kindergarten Literacy Curriculum	\$ 2,659.60	\$ 2,659.60	\$ -	\$0.00	\$0.00
Central Kindergarten Literacy Curriculum	\$ 4,632.50	\$ 4,632.50	\$ -	\$0.00	\$0.00
Eastern Table	\$ 316.07	\$ 316.07	\$ -	\$0.00	\$0.00
Central Cellos/Rack	\$ 3,855.00	\$ -	\$ 3,815.00	\$40.00	\$40.00
Eastern PA System	\$ 3,943.98	\$ -	\$ 3,943.98	\$0.00	\$0.00

**Maintenance**

Western Pick-Up Area Awnings	\$ 3,000.00	\$ 1,340.00	\$ -	\$1,660.00	\$1,660.00
Maintenance Truck	\$ 39,000.00	\$ 38,530.15	\$ -	\$469.85	\$0.00
Eastern Chiller Project	\$ 100,000.00	\$ 100,000.00	\$ -	\$0.00	\$0.00
Eastern Roof Project	\$ 97,681.00	\$ 97,681.00	\$ -	\$0.00	\$0.00
JH Cafeteria Chair Lift	\$ 16,000.00	\$ 16,000.00	\$ -	\$0.00	\$0.00
JH Wheelchair Ramps	\$ 11,818.57	\$ -	\$ 11,818.57	\$0.00	\$0.00

**Transportation**

New buses	\$ 190,000.00	\$ 189,036.00	\$ -	\$964.00	\$0.00
-----------	---------------	---------------	------	----------	--------

**Technology**

Computers, servers, tech equip., etc.	\$ 150,000.00	\$ 138,580.45	\$ 6,735.50	\$4,684.05	\$4,684.05
---------------------------------------	---------------	---------------	-------------	------------	------------

**Athletics and Student Activities**

3 Scoreboards	\$ 17,100.00	\$ 17,100.00	\$ -	\$0.00	\$0.00
Track Equipment	\$ 1,750.00	\$ -	\$ 1,750.00	\$0.00	\$0.00
Marching Band Equipment	\$ 2,192.15	\$ -	\$ 2,192.15	\$0.00	\$0.00
Football Press Box Windows Replacement	\$ 4,272.00	\$ 4,172.00	\$ -	\$100.00	\$0.00

**Fees**

Tax Collection Fees	\$ 14,500.00	\$ 5,426.29	\$ -	\$9,073.71	\$9,073.71
---------------------	--------------	-------------	------	------------	------------

	Budgeted Amount	Actual Fiscal Year Expended	Current Encumbrances	Expenses / Encumbrances Over/Under Estimate	Remaining Estimated PI Project Costs
<b>Totals</b>	\$ 719,968.76	\$ 665,080.02	\$ 30,255.20	\$24,633.54	\$23,227.76
<b>Total Budgeted</b>	\$ 719,968.76				

Actual Cash Balance 7/1/16	\$ 117,720.48
Revenues FY17 - Taxes from levy	\$ 308,753.00
Expenditures FY17	\$ (665,080.02)
Current Cash Balance	(\$238,606.54)
Current Encumbrances	\$ (30,255.20)
Available Balance	(\$268,861.74)

Remaining Estimated Revenues FY17 - Taxes from levy	\$ 366,247.00
Less: Remaining Estimated PI Project Costs	(\$23,227.76)
6/30/17 Estimated Carryover	\$ 74,157.50

Lexington Local Schools

Food Service Fund 2016-17 vs. 2015-2016 vs. 2014-2015

							Beginning Balance 7/1/16	\$ 2,553
<b>2016-2017 Through 10/31/16</b>								
<b>Revenues</b>	District-Wide	High School	Junior High	Eastern	Central	Western	<b>Total</b>	
Student Type A, Ezpay, Misc	\$ -	\$ 31,318	\$ 13,108	\$ 13,228	\$ 10,807	\$ 10,348	\$ 78,809	
Student Break, Milk & A La Carte	\$ -	\$ 17,270	\$ 4,505	\$ 2,583	\$ 1,801	\$ 1,380	\$ 27,539	
Adult & Misc revenues	\$ 7,173	\$ 1,285	\$ 388	\$ 1,054	\$ 984	\$ 715	\$ 11,599	
State Reimb	\$ -	\$ -	\$ -	\$ -	\$ -	\$ -	\$ -	
Federal Reimb	\$ -	\$ 11,393	\$ 8,066	\$ 12,181	\$ 9,903	\$ 6,586	\$ 48,129	
<b>Total Revenues</b>	<b>\$ 7,173</b>	<b>\$ 61,266</b>	<b>\$ 26,067</b>	<b>\$ 29,046</b>	<b>\$ 23,495</b>	<b>\$ 19,029</b>	<b>\$ 166,076</b>	
<b>Expenses</b>								
Wages	\$ 15,627	\$ 37,314	\$ 19,320	\$ 12,978	\$ 10,776	\$ 10,700	\$ 106,715	
Severance	\$ -	\$ -	\$ -	\$ -	\$ -	\$ -	\$ -	
Retirement	\$ 3,719	\$ 11,873	\$ 3,783	\$ 5,654	\$ 2,860	\$ 2,084	\$ 29,973	
Medical	\$ 7,771	\$ 14,047	\$ 9,956	\$ 9,365	\$ -	\$ -	\$ 41,139	
Life, Dent, MC, WC	\$ 422	\$ 1,094	\$ 692	\$ 456	\$ 174	\$ 147	\$ 2,985	
Purch Serv, Repairs, Phone, Postz	\$ 1,030	\$ 3,465	\$ 1,148	\$ 538	\$ 538	\$ 538	\$ 7,257	
Supplies	\$ 2,007	\$ -	\$ -	\$ -	\$ -	\$ -	\$ 2,007	
Food Costs	\$ -	\$ 22,618	\$ 7,062	\$ 14,502	\$ 4,374	\$ 3,562	\$ 52,118	
Equipment	\$ -	\$ -	\$ -	\$ -	\$ -	\$ -	\$ -	
Other Costs	\$ -	\$ -	\$ -	\$ -	\$ -	\$ -	\$ -	
<b>Total Expenses</b>	<b>\$ 30,576</b>	<b>\$ 90,411</b>	<b>\$ 41,961</b>	<b>\$ 43,493</b>	<b>\$ 18,722</b>	<b>\$ 17,031</b>	<b>\$ 242,194</b>	
<b>Net Gain (Loss)</b>	<b>\$ (23,403)</b>	<b>\$ (29,145)</b>	<b>\$ (15,894)</b>	<b>\$ (14,447)</b>	<b>\$ 4,773</b>	<b>\$ 1,998</b>	<b>\$ (76,118)</b>	
							<b>Ending Cash Balance 10/31/16</b>	<b>\$ (73,565)</b>

							Beginning Balance 7/1/15	\$ 3,707
<b>2015-2016 Through 10/31/15</b>								
<b>Revenues</b>	District-Wide	High School	Junior High	Eastern	Central	Western	<b>Total</b>	
Student Type A, Ezpay, Misc	\$ -	\$ 36,674	\$ 12,372	\$ 13,470	\$ 9,412	\$ 10,111	\$ 82,039	
Student Break, Milk & A La Carte	\$ -	\$ 18,840	\$ 4,682	\$ 2,772	\$ 1,992	\$ 1,606	\$ 29,892	
Adult & Misc revenues	\$ 5,277	\$ 1,859	\$ 503	\$ 1,059	\$ 914	\$ 667	\$ 10,279	
State Reimb	\$ -	\$ -	\$ -	\$ -	\$ -	\$ -	\$ -	
Federal Reimb	\$ -	\$ 11,047	\$ 6,562	\$ 9,092	\$ 9,212	\$ 5,833	\$ 41,746	
<b>Total Revenues</b>	<b>\$ 5,277</b>	<b>\$ 68,420</b>	<b>\$ 24,119</b>	<b>\$ 26,393</b>	<b>\$ 21,530</b>	<b>\$ 18,217</b>	<b>\$ 163,956</b>	
<b>Expenses</b>								
Wages	\$ 15,081	\$ 33,162	\$ 19,588	\$ 14,870	\$ 10,519	\$ 10,653	\$ 103,873	
Severance	\$ -	\$ -	\$ -	\$ -	\$ -	\$ -	\$ -	
Retirement	\$ 3,602	\$ 11,369	\$ 3,873	\$ 4,325	\$ 3,894	\$ 3,712	\$ 30,775	
Medical	\$ 7,254	\$ 13,114	\$ 9,294	\$ 8,742	\$ -	\$ -	\$ 38,404	
Life, Dent, MC, WC	\$ 416	\$ 1,046	\$ 720	\$ 474	\$ 171	\$ 147	\$ 2,974	
Purch Serv, Repairs, Phone, Postz	\$ 1,293	\$ 1,042	\$ 629	\$ 588	\$ 588	\$ 588	\$ 4,728	
Supplies	\$ 775	\$ -	\$ -	\$ -	\$ -	\$ -	\$ 775	
Food Costs	\$ -	\$ 28,234	\$ 9,275	\$ 14,458	\$ 4,066	\$ 3,237	\$ 59,270	
Equipment	\$ -	\$ -	\$ -	\$ -	\$ -	\$ -	\$ -	
Other Costs	\$ -	\$ -	\$ -	\$ -	\$ -	\$ -	\$ -	
<b>Total Expenses</b>	<b>\$ 28,421</b>	<b>\$ 87,967</b>	<b>\$ 43,379</b>	<b>\$ 43,457</b>	<b>\$ 19,238</b>	<b>\$ 18,337</b>	<b>\$ 240,799</b>	
<b>Net Gain (Loss)</b>	<b>\$ (23,144)</b>	<b>\$ (19,547)</b>	<b>\$ (19,260)</b>	<b>\$ (17,064)</b>	<b>\$ 2,292</b>	<b>\$ (120)</b>	<b>\$ (76,843)</b>	
							<b>Ending Cash Balance 10/31/15</b>	<b>\$ (73,136)</b>

							Beginning Balance 7/1/14	\$ 842
<b>2014-2015 Through 10/31/14</b>								
<b>Revenues</b>	District-Wide	High School	Junior High	Eastern	Central	Western	<b>Total</b>	
Student Type A, Ezpay, Misc	\$ -	\$ 42,586	\$ 17,185	\$ 18,067	\$ 12,973	\$ 9,625	\$ 100,436	
Student Break, Milk & A La Carte	\$ -	\$ 22,958	\$ 6,951	\$ 2,363	\$ 1,855	\$ 1,455	\$ 35,582	
Adult & Misc revenues	\$ 195	\$ 874	\$ 667	\$ 1,003	\$ 1,149	\$ 672	\$ 4,560	
State Reimb	\$ -	\$ -	\$ -	\$ -	\$ -	\$ -	\$ -	
Federal Reimb	\$ -	\$ 12,219	\$ 7,035	\$ 9,148	\$ 8,517	\$ 6,083	\$ 43,002	
<b>Total Revenues</b>	<b>\$ 195</b>	<b>\$ 78,637</b>	<b>\$ 31,838</b>	<b>\$ 30,581</b>	<b>\$ 24,494</b>	<b>\$ 17,835</b>	<b>\$ 183,580</b>	
<b>Expenses</b>								
Wages	\$ 14,641	\$ 38,795	\$ 19,023	\$ 15,564	\$ 7,003	\$ 12,916	\$ 107,942	
Severance	\$ -	\$ -	\$ -	\$ -	\$ -	\$ -	\$ -	
Retirement	\$ 3,975	\$ 15,437	\$ 6,426	\$ 6,323	\$ 4,713	\$ 4,343	\$ 41,217	
Medical	\$ 7,064	\$ 14,898	\$ 6,213	\$ 8,513	\$ 4,257	\$ 2,128	\$ 43,073	
Life, Dent, MC, WC	\$ 387	\$ 1,066	\$ 614	\$ 483	\$ 222	\$ 236	\$ 3,008	
Purch Serv, Repairs, Phone, Postz	\$ 1,599	\$ 1,911	\$ 1,525	\$ 1,299	\$ 597	\$ 597	\$ 7,528	
Supplies	\$ 387	\$ -	\$ -	\$ -	\$ -	\$ -	\$ 387	
Food Costs	\$ -	\$ 19,591	\$ 7,034	\$ 13,087	\$ 1,808	\$ 1,547	\$ 43,067	
Equipment	\$ -	\$ -	\$ -	\$ -	\$ -	\$ -	\$ -	
Other Costs	\$ -	\$ -	\$ -	\$ -	\$ -	\$ -	\$ -	
<b>Total Expenses</b>	<b>\$ 28,053</b>	<b>\$ 91,698</b>	<b>\$ 40,835</b>	<b>\$ 45,269</b>	<b>\$ 18,600</b>	<b>\$ 21,767</b>	<b>\$ 246,222</b>	
<b>Net Gain (Loss)</b>	<b>\$ (27,858)</b>	<b>\$ (13,061)</b>	<b>\$ (8,997)</b>	<b>\$ (14,688)</b>	<b>\$ 5,894</b>	<b>\$ (3,932)</b>	<b>\$ (62,642)</b>	
							<b>Ending Cash Balance 10/31/14</b>	<b>\$ (61,800)</b>

Check#	Check Date	Org Sta	Vendor Paid	Check Amount	Status Date
077685	10/05/2016	W/R	HARBOR FREIGHT TOOLS	49.99	10/13/2016
077686	10/05/2016	W/R	ADVANCED TURF SOLUTIONS	2,126.15	10/12/2016
077687	10/05/2016	W/R	NICKLES BAKERY	897.67	10/13/2016
077688	10/05/2016	W/R	LITTLE, ANDY J	125.00	10/17/2016
077689	10/05/2016	W/W	REED, ANNE	24.00	
077690	10/05/2016	W/R	ASHLAND UNIVERSITY	731.30	10/19/2016
077691	10/05/2016	W/R	AWARDSMITH	116.50	10/21/2016
077692	10/05/2016	W/R	BLICK ART MATERIALS	5,518.21	10/13/2016
077693	10/05/2016	W/R	BRIDGEWAY ACADEMY	4,200.00	10/14/2016
077694	10/05/2016	W/R	BUCKEYE EDUCATIONAL	512.00	10/13/2016
077695	10/05/2016	W/R	CARDINAL BUS SALES & SERVICE	80.54	10/13/2016
077696	10/05/2016	W/R	PASHEILICH, CARLA	24.00	10/17/2016
077697	10/05/2016	W/R	CDI COMPUTERS DEALERS INC.	1,640.00	10/14/2016
077698	10/05/2016	W/R	COWLES, CINDY	1,249.74	10/13/2016
077699	10/05/2016	W/R	CLEARWATER SYSTEMS	89.70	10/13/2016
077700	10/05/2016	W/R	MARIKIS, DENNIS	1,900.00	10/17/2016
077701	10/05/2016	W/R	DISCOVERY EDUCATION	1,600.00	10/18/2016
077702	10/05/2016	W/R	ENERGY USA - TPC	7,193.64	10/13/2016
077703	10/05/2016	W/R	NORTH CENTRAL STATE COLLEGE	6,588.58	10/13/2016
077704	10/05/2016	W/R	FUTURE HORIZONS, INC	135.00	10/12/2016
077705	10/05/2016	W/R	GEYER'S MARKET'S, INC.	196.83	10/12/2016
077706	10/05/2016	W/R	HEALTHCARE BILLING SERVICES	11.73	10/13/2016
077707	10/05/2016	W/R	HOUGHTON MIFFLIN HARCOURT	198.24	10/18/2016
077708	10/05/2016	W/R	ROBERTS, JOE	16.00	10/07/2016
077709	10/05/2016	W/R	NICHOLSON, JOHN	125.00	10/12/2016
077710	10/05/2016	W/R	VANHOUTEN, JON	125.00	10/13/2016
077711	10/05/2016	W/R	BRANT, JUSTIN T	125.00	10/17/2016
077712	10/05/2016	W/R	WEIDIG, KATHY	51.84	10/14/2016
077713	10/05/2016	W/R	LOWE'S HOME CENTER	2,919.68	10/17/2016
077714	10/05/2016	W/W	HAAS, MARY	380.00	
077715	10/05/2016	W/R	MCCAMMON, MEGAN	261.63	10/24/2016
077716	10/05/2016	W/R	NEWS JOURNAL	60.40	10/13/2016
077717	10/05/2016	W/R	NATIONAL SCIENCE TEACHERS	180.00	10/17/2016
077718	10/05/2016	W/R	PEARSON ASSESSMENTS	1,337.18	10/18/2016
077719	10/05/2016	W/R	NORTH CENTRAL OHIO ESC	780.00	10/13/2016
077720	10/05/2016	W/R	NORWALK HIGH SCHOOL	260.00	10/13/2016
077721	10/05/2016	W/R	NOVA LUNA EDUC & CONSULTING	971.90	10/13/2016
077722	10/05/2016	W/W	OAASFEP	425.00	
077723	10/05/2016	W/R	OHIO ART EDUCATION ASSOC.	1,200.00	10/27/2016
077724	10/05/2016	W/R	OCTM	300.00	10/17/2016
077725	10/05/2016	W/R	ONTARIO ATHLETIC DEPT.	125.00	10/12/2016
077726	10/05/2016	W/R	PRIMARY CONCEPTS	292.28	10/20/2016
077727	10/05/2016	W/R	QUENCH	38.00	10/12/2016
077728	10/05/2016	W/R	SCHOLASTIC CLASSROOM MAGAZINES	1,737.83	10/17/2016
077729	10/05/2016	W/R	SCHOOL HEALTH CORP.	218.95	10/17/2016
077730	10/05/2016	W/R	SCHOOL SPECIALTY INC.	672.65	10/18/2016
077731	10/05/2016	W/R	HOLLOWAY, SHEILA	240.00	10/07/2016
077732	10/05/2016	W/R	SHERWIN-WILLIAMS	846.12	10/18/2016
077733	10/05/2016	W/R	SPORTDECALS	149.60	10/12/2016
077734	10/05/2016	W/R	SYSCO CLEVELAND, INC.	2,545.10	10/12/2016
077735	10/05/2016	W/R	TEACHER SYNERGY LLC	28.74	10/17/2016
077736	10/05/2016	W/R	TEAM SPORTS, INC	12.00	10/13/2016

C H E C K R E G I S T E R  
 Processing Month: October 2016  
 LEXINGTON LOCAL SCHOOLS

Check#	Check Date	Org Sta	Vendor Paid	Check Amount	Status Date
077737	10/05/2016	W/R	THERAPY SHOPPE	156.90	10/14/2016
077738	10/05/2016	W/R	TREASURER, STATE OF OHIO	10,188.50	10/13/2016
077739	10/05/2016	W/R	HUGHES, TRISHA	24.00	10/24/2016
077740	10/05/2016	W/R	WEAVER, TROY J	125.00	10/13/2016
077741	10/05/2016	W/R	VILLAGE OF LEXINGTON	5,911.19	10/17/2016
077742	10/10/2016	W/R	SHELDON, AMANDA	200.00	10/17/2016
077743	10/10/2016	W/R	AMERICAN EXPRESS	20.00	10/17/2016
077744	10/10/2016	W/R	LITTLE, ANDY J	125.00	10/17/2016
077745	10/10/2016	W/R	AWARDSMITH	69.75	10/21/2016
077746	10/10/2016	W/R	PAULEY, BRETT	125.00	10/17/2016
077747	10/10/2016	W/R	CORPAD	100.00	10/14/2016
077748	10/10/2016	W/R	BOHLAND, DARLENE	44.75	10/17/2016
077749	10/10/2016	W/R	JEFFRIES, DREW T	60.00	10/14/2016
077750	10/10/2016	W/R	FORGET-ME-NOT FLOWER SHOP, INC.	194.50	10/17/2016
077751	10/10/2016	W/R	FRONT & CENTER TURF	120.10	10/14/2016
077752	10/10/2016	W/R	MACK, HEIDI	500.00	10/18/2016
077753	10/10/2016	W/R	HEINEMANN	2,659.60	10/19/2016
077754	10/10/2016	W/W	HUGH O'BRIAN YOUTH LEADERSHIP	195.00	
077755	10/10/2016	W/R	SWETLIC, JANICE	260.00	10/17/2016
077756	10/10/2016	W/R	VANHOUTEN, JON	125.00	10/18/2016
077757	10/10/2016	W/R	BRANT, JUSTIN T	125.00	10/28/2016
077758	10/10/2016	W/R	PATNODE, KARLEY	100.00	10/25/2016
077759	10/10/2016	W/R	WESSERLING, LAURA	225.00	10/18/2016
077760	10/10/2016	W/R	MARTIN, MARGARET	244.01	10/14/2016
077761	10/10/2016	W/R	MID-OHIO ED. SERVICE CENTER	100.00	10/13/2016
077762	10/10/2016	W/R	MVD SPORTS	1,844.96	10/18/2016
077763	10/10/2016	W/R	O.E. MEYER COMPANY	29.16	10/20/2016
077764	10/10/2016	W/R	OAESA	275.00	10/14/2016
077765	10/10/2016	W/R	OHIO SCHOOL BD. ASSOC.	560.00	10/26/2016
077766	10/10/2016	W/R	PIONEER CAREER & TECHNOLOGY	21.25	10/17/2016
077767	10/10/2016	W/R	RC THERAPY SERVICES, INC.	7,735.00	10/18/2016
077768	10/10/2016	W/R	REALLY GOOD STUFF	185.97	10/18/2016
077769	10/10/2016	W/R	RED HAWK RUN GOLF COURSE	255.00	10/27/2016
077770	10/10/2016	W/R	SCHOOL OUTFITTERS.COM	325.23	10/17/2016
077771	10/10/2016	W/R	SMITHFOODS, INC	3,894.36	10/14/2016
077772	10/10/2016	W/R	THERAPY SHOPPE	114.55	10/19/2016
077773	10/10/2016	W/W	EICHLER, TROY	70.00	
077774	10/10/2016	W/R	WEAVER, TROY J	125.00	10/17/2016
077775	10/10/2016	W/R	US BANK	1,370.90	10/19/2016
077776	10/10/2016	W/R	WARD CUSTOM APPAREL	2,856.00	10/14/2016
077777	10/11/2016	W/R	SCHAUB, RON	70.00	10/19/2016
077778	10/11/2016	W/R	US BANK	1,370.90	10/24/2016
077779	10/13/2016	W/R	ADVANCED TURF SOLUTIONS	1,694.80	10/18/2016
077780	10/13/2016	W/R	BEST BUY	119.99	10/28/2016
077781	10/13/2016	W/R	BLICK ART MATERIALS	122.39	10/20/2016
077782	10/13/2016	W/R	BUCKEYE CENTRAL H.S.	100.00	10/20/2016
077783	10/13/2016	W/R	CDW-G	382.50	10/19/2016
077784	10/13/2016	W/R	CLEARWATER SYSTEMS	29.90	10/26/2016
077785	10/13/2016	W/R	COMMERCIAL PARTS & SERVICE	110.66	10/20/2016
077786	10/13/2016	W/R	CULLIGAN QUALITY WATER	37.00	10/19/2016
077787	10/13/2016	W/R	DAIKIN APPLIED	118,721.20	10/18/2016
077788	10/13/2016	W/R	DRAIN PRO	150.00	10/24/2016

Check#	Check Date	Org Sta	Vendor Paid	Check Amount	Status Date
077789	10/13/2016	W/R	FAMOUS ENTERPRISES, INC.	1,628.06	10/17/2016
077790	10/13/2016	W/R	FLINN SCIENTIFIC, INC.	47.84	10/19/2016
077791	10/13/2016	W/R	FURBAY/MANSFIELD ELECTRIC	272.20	10/19/2016
077792	10/13/2016	W/R	IT'S A PHOTO BOOTH LLC	400.00	10/18/2016
077793	10/13/2016	W/R	ITsavvy	968.00	10/19/2016
077794	10/13/2016	W/R	J & B ACCOUSTICAL	282.00	10/17/2016
077795	10/13/2016	W/R	BRIGHT, JESSICA	30.98	10/18/2016
077796	10/13/2016	W/R	JOHN GARBER MATERIALS, INC.	74.40	10/21/2016
077797	10/13/2016	W/R	K B Z ELECTRIC INC.	1,490.00	10/19/2016
077798	10/13/2016	W/R	FREEMAN, KAREN	27.00	10/17/2016
077799	10/13/2016	W/R	WEIDIG, KATHY	260.36	10/31/2016
077800	10/13/2016	W/R	KELL ACE HARDWARE	203.46	10/20/2016
077801	10/13/2016	W/R	LESCH BATTERY & POWER	1,200.00	10/19/2016
077802	10/13/2016	W/R	McNAUGHTON-McKAY ELECTRIC CO	709.94	10/18/2016
077803	10/13/2016	W/R	MENARDS	121.87	10/24/2016
077804	10/13/2016	W/R	METRONOME MUSIC STORE	493.00	10/25/2016
077805	10/13/2016	W/W	RASTETTER, MICHELLE	162.68	
077806	10/13/2016	W/R	MID-OHIO ED. SERVICE CENTER	552.50	10/17/2016
077807	10/13/2016	W/R	ACORN DISTRIBUTORS, INC.	144.31	10/19/2016
077808	10/13/2016	W/W	OHIO INDOOR PERFORMANCE ASSOC.	500.00	
077809	10/13/2016	W/R	PEBBLE CREEK GOLF CLUB	1,199.58	10/19/2016
077810	10/13/2016	W/R	PIONEER MANUFACTURING	204.00	10/18/2016
077811	10/13/2016	W/R	BIGLEY, REBECCA-NON 1099	62.50	10/18/2016
077812	10/13/2016	W/R	RENHILL GROUP, INC.	5,199.69	10/19/2016
077813	10/13/2016	W/R	RICHLAND CO. HEALTH DEPT	5,065.92	10/19/2016
077814	10/13/2016	W/R	SCHMIDT SECURITY	104.00	10/19/2016
077815	10/13/2016	W/R	SCHOLASTIC CLASSROOM MAGAZINES	2,079.22	10/21/2016
077816	10/13/2016	W/R	SCHOOL SPECIALTY INC.	227.85	10/19/2016
077817	10/13/2016	W/R	STANTON SHEET MUSIC	205.24	10/18/2016
077818	10/13/2016	W/R	SUNGARD K12 EDUCATION	14,010.27	10/21/2016
077819	10/13/2016	W/R	OHIO STATE UNIVERSITY	1,950.00	10/21/2016
077820	10/13/2016	W/R	OHIO BUREAU OF CRIMINAL IDENT.	232.00	10/24/2016
077821	10/13/2016	W/R	USI, INC.	361.55	10/18/2016
077822	10/13/2016	W/R	WOLFF BROS. SUPPLY, INC.	98.02	10/19/2016
077823	10/14/2016	W/R	NEER, CALEB	93.75	10/18/2016
077824	10/14/2016	W/R	SCHAUB, RON	50.00	10/19/2016
077825	10/14/2016	W/R	WEAVER, TROY J	93.75	10/18/2016
077826	10/18/2016	B/R	RENHILL GROUP, INC.	6,817.00	10/24/2016
077827	10/17/2016	W/R	GIONINO'S PIZZERIA	96.00	10/24/2016
077828	10/18/2016	W/R	GIONINO'S PIZZERIA	72.00	10/24/2016
077829	10/19/2016	W/R	A.B.L.E.	300.00	10/31/2016
077830	10/19/2016	W/R	ALBERT GUARNIERI & CO., INC.	791.84	10/26/2016
077831	10/19/2016	W/W	COLLEGE BOARD, THE	325.00	
077832	10/19/2016	W/R	CARDINAL BUS SALES & SERVICE	1,112.62	10/25/2016
077833	10/19/2016	W/R	COWLES, CINDY	1,249.74	10/25/2016
077834	10/19/2016	W/R	COLE DISTRIBUTING	271.95	10/26/2016
077835	10/19/2016	W/R	COLUMBIA GAS OF OHIO	532.96	10/27/2016
077836	10/19/2016	W/R	CURRICULUM ASSOCIATES, INC.	2,160.00	10/26/2016
077837	10/19/2016	W/R	DELL MARKETING L.P.	25,958.00	10/24/2016
077838	10/19/2016	W/R	BENSON, DENISE	100.00	10/24/2016
077839	10/19/2016	W/R	DEVELOPMENTAL RESOURCES, INC.	149.00	10/26/2016
077840	10/19/2016	W/R	DIRECT ENERGY BUSINESS MARKETI	67.68	10/27/2016



Check#	Check Date	Org Sta	Vendor Paid	Check Amount	Status Date
077841	10/19/2016	W/R	SANTAMARIA, EMILY	46.39	10/25/2016
077842	10/19/2016	W/R	GARLAND/DBS, Inc.	4,884.05	10/24/2016
077843	10/19/2016	W/W	GERMAN'S BUS SALES & SERVICE	5,315.00	
077844	10/19/2016	W/R	HCC LIFE INSURANCE CO	26,987.97	10/26/2016
077845	10/19/2016	W/R	KAHL'S TELECOMMUNICATIONS	6,659.99	10/25/2016
077846	10/19/2016	W/R	KIMBALL MIDWEST	71.88	10/26/2016
077847	10/19/2016	W/R	LIMBACH COMPANY LLC	225.00	10/26/2016
077848	10/19/2016	W/W	THEM, LINDSAY	16.00	
077849	10/19/2016	W/R	LOFT VIOLIN SHOP	160.00	10/25/2016
077850	10/19/2016	W/R	MANSFIELD AUTO PARTS	2,570.40	10/26/2016
077851	10/19/2016	W/R	MARCO PHOTO	84.50	10/24/2016
077852	10/19/2016	W/R	MEDCENTRAL WorkAble	87.00	10/26/2016
077853	10/19/2016	W/R	MID-OHIO ED. SERVICE CENTER	697.00	10/24/2016
077854	10/19/2016	W/R	MORRISON DRAPERY & BLINDS	725.00	10/31/2016
077855	10/19/2016	W/R	MVD SPORTS	180.00	10/25/2016
077856	10/19/2016	W/W	POTTER, NICHOLE	21.00	
077857	10/19/2016	W/W	OIAAA-LTI	95.00	
077858	10/19/2016	W/R	R.E.M. COMMUNICATIONS, INC.	4,932.00	10/25/2016
077859	10/19/2016	W/R	BIGLEY, REBECCA-NON 1099	50.00	10/31/2016
077860	10/19/2016	W/R	REINDL SPRING SERVICE	364.15	10/25/2016
077861	10/19/2016	W/R	RENWICK, WELSH & BURTON	240.00	10/31/2016
077862	10/19/2016	W/W	RICHLAND ASTRONOMICAL SOCIETY	100.00	
077863	10/19/2016	W/R	SCHAUB, RON	250.00	10/21/2016
077864	10/19/2016	W/W	KNUCKLES, RYAN	112.04	
077865	10/19/2016	W/R	SCHOOL SPECIALTY INC.	4,188.60	10/26/2016
077866	10/19/2016	W/R	SMETZ'S TIRE SERVICE CENTER	952.32	10/26/2016
077867	10/19/2016	W/R	STANTON SHEET MUSIC	510.21	10/25/2016
077868	10/19/2016	W/W	GERHARDT, TAYLOR	50.85	
077869	10/19/2016	W/R	TEAM SPORTS, INC	13,925.00	10/25/2016
077870	10/19/2016	W/W	TREASURER, STATE OF OHIO	53.25	
077871	10/19/2016	W/R	TRUCK SALES & SERVICE, INC.	778.14	10/26/2016
077872	10/19/2016	W/R	U.S. AWARDS, INC.	1,467.73	10/25/2016
077873	10/20/2016	W/R	NEER, CALEB	125.00	10/28/2016
077874	10/20/2016	W/R	HOLIDAY INN	282.00	10/28/2016
077875	10/20/2016	W/R	METROPOLITAN EDUCATIONAL	1,088.32	10/31/2016
077876	10/20/2016	W/R	THEM, PETER	145.00	10/25/2016
077877	10/20/2016	W/R	PROKOPCHAK, THOMAS	65.00	10/31/2016
077878	10/20/2016	W/W	KNUCKLES, RYAN	182.60	
077879	10/20/2016	W/R	SCHOOL EMPLOYEES RETIREMENT	5,603.08	10/26/2016
077880	10/20/2016	W/W	OHIO STATE UNIVERSITY	300.00	
077881	10/20/2016	W/R	TOWNPLACE SUITES CINCINNATI	379.48	10/27/2016
077882	10/21/2016	B/B	LEXINGTON ATH. BOOSTERS	300.00	
077883	10/24/2016	W/R	MID-OHIO ED. SERVICE CENTER	42.71	10/27/2016
077884	10/24/2016	W/R	FOLLETT SCHOOL SOLUTIONS, INC	1,959.30	10/28/2016
077885	10/24/2016	W/R	AMERICAN ELECTRIC POWER	24,653.02	10/28/2016
077886	10/24/2016	W/W	SHERWIN-WILLIAMS	216.87	
077887	10/24/2016	W/R	J & B ACCOUSTICAL	125.00	10/27/2016
077888	10/24/2016	W/R	STANDARD PLUMBING & HEATING CO	6,865.00	10/31/2016
077889	10/24/2016	W/W	WATKINS, JOHN	16.00	
077890	10/24/2016	W/W	ALL OHIO COUNSELORS CONFERENCE	335.00	
077891	10/24/2016	W/R	PIONEER CAREER & TECHNOLOGY	5.75	10/28/2016
077892	10/24/2016	W/W	MVD SPORTS	47.00	

Check#	Check Date	Org Sta	Vendor Paid	Check Amount	Status Date
077893	10/24/2016	W/W	SCHOOL SPECIALTY INC.	1,236.40	
077894	10/24/2016	W/W	MEDCENTRAL HEALTH SYSTEM	6,500.00	
077895	10/24/2016	W/R	SCHMIDT SECURITY	91.50	10/31/2016
077896	10/24/2016	W/R	VERIZON WIRELESS	695.48	10/31/2016
077897	10/24/2016	W/R	SCHOOL HEALTH CORP.	1,239.59	10/31/2016
077898	10/24/2016	W/R	BENSON, DENISE	200.00	10/31/2016
077899	10/24/2016	W/R	KAHL'S TELECOMMUNICATIONS	8,771.61	10/27/2016
077900	10/24/2016	W/R	FURBAY/MANSFIELD ELECTRIC	256.24	10/27/2016
077901	10/24/2016	W/R	WOLFF BROS. SUPPLY, INC.	462.51	10/31/2016
077902	10/24/2016	W/W	OAHPERD	125.00	
077903	10/24/2016	W/R	CBIZ BENEFITS & INSURANCE	2,750.00	10/28/2016
077904	10/24/2016	W/W	DECKER EQUIPMENT	299.25	
077905	10/24/2016	W/W	MEDCENTRAL PEDIATRIC THERAPY	52,800.00	
077906	10/24/2016	W/R	NORTH CENTRAL OHIO ESC	679.88	10/28/2016
077907	10/24/2016	W/W	IDEAS UNLIMITED SEMINARS, LLC	229.00	
077908	10/24/2016	W/W	LESCH BATTERY & POWER	41.69	
077909	10/24/2016	W/R	RENHILL GROUP, INC.	6,663.14	10/28/2016
077910	10/24/2016	W/R	ADVANCED KEY & LOCK SHOP	72.50	10/28/2016
077911	10/24/2016	W/R	SIESEL DISTRIBUTING, LLC	2,267.00	10/31/2016
077912	10/24/2016	W/R	ITSavvy	1,276.00	10/31/2016
077913	10/24/2016	W/R	THEM, SCOTT	65.00	10/31/2016
077914	10/24/2016	W/W	THE CENTER FOR INDIVIDUAL &	8,977.17	
077915	10/24/2016	W/W	PATNODE, KARLEY	40.00	
077916	10/24/2016	W/W	OHIO STATE UNIVERSITY	1,300.00	
077917	10/24/2016	W/R	PARKER, LISA	60.00	10/27/2016
077918	10/24/2016	W/R	FAMOUS ENTERPRISES, INC.	77.73	10/28/2016
077919	10/24/2016	W/R	RUMPKE	844.15	10/28/2016
077920	10/24/2016	W/R	DRC/CTB	542.08	10/31/2016
077921	10/24/2016	W/W	LOUDONVILLE BOE	1,927.00	
077922	10/24/2016	W/R	MOORE, JENNIFER	75.00	10/25/2016
077923	10/24/2016	W/R	LAURY, ALLAN	65.00	10/31/2016
077924	10/25/2016	W/W	OMEA	240.00	
077925	10/26/2016	W/R	THEM, PETER	145.00	10/28/2016
077926	10/26/2016	W/W	ALL GLASS SYSTEMS	6,700.00	
077927	10/26/2016	W/W	BALL, BENJAMIN	14.58	
077928	10/26/2016	W/W	PAULEY, BRETT	125.00	
077929	10/26/2016	W/W	BUREAU OF EDUCATION & RESEARCH	798.00	
077930	10/26/2016	W/W	NEER, CALEB	75.00	
077931	10/26/2016	W/W	BOND, DAVID A	48.60	
077932	10/26/2016	W/W	DONAHUE, EMILY	137.91	
077933	10/26/2016	W/W	MACK, HEIDI	150.00	
077934	10/26/2016	W/W	HOBART SERVICE	973.92	
077935	10/26/2016	W/R	BACQUET, H. TUCKER	70.20	10/31/2016
077936	10/26/2016	W/W	IMAGEMARKET	552.10	
077937	10/26/2016	W/W	CAVALIER, JENNIFER	60.18	
077938	10/26/2016	W/W	NICHOLSON, JOHN	125.00	
077939	10/26/2016	W/W	WATKINS, JOHN	64.80	
077940	10/26/2016	W/W	VANHOUTEN, JON	125.00	
077941	10/26/2016	W/W	JOSTEN'S	997.44	
077942	10/26/2016	W/R	LEXINGTON LOCAL SCHOOLS	991.00	10/28/2016
077943	10/26/2016	W/V	FRAZIER, LINDA	59.62	10/31/2016
077944	10/26/2016	W/W	SHERMAN, LYNN-NON 1099	75.60	

Check#	Check Date	Org Sta	Vendor Paid	Check Amount	Status Date
077945	10/26/2016	W/W	HOOVER, MARK	143.00	
077946	10/26/2016	W/R	MID-OHIO ED. SERVICE CENTER	95.00	10/31/2016
077947	10/26/2016	W/W	HILL, MIKE	80.00	
077948	10/26/2016	W/W	NATIONAL GEOGRAPHIC LEARNING	247.50	
077949	10/26/2016	W/W	NATIONAL SCIENCE TEACHERS	269.00	
077950	10/26/2016	W/W	OHIO ART EDUCATION ASSOC.	345.00	
077951	10/26/2016	W/W	MARCELONIS, PAUL	145.00	
077952	10/26/2016	W/W	PIONEER CAREER & TECHNOLOGY	980.00	
077953	10/26/2016	W/W	PSAT/NMSQT	762.00	
077954	10/26/2016	W/W	MOLYET, RANDY	105.00	
077955	10/26/2016	W/W	REALLY GOOD STUFF	102.60	
077956	10/26/2016	W/W	BLEVINS, ROBERT	55.00	
077957	10/26/2016	W/W	TOMMELLEO, ROBERT J	18.36	
077958	10/26/2016	W/W	SAM'S CLUB	580.78	
077959	10/26/2016	W/W	DeLUCA, SANDRA	8.00	
077960	10/26/2016	W/W	SCHOOL HEALTH CORP.	379.64	
077961	10/26/2016	W/W	THEM, SCOTT	80.00	
077962	10/26/2016	W/W	STAPLES	19.04	
077963	10/26/2016	W/W	SUNBELT RENTALS	1,064.70	
077964	10/26/2016	W/W	THERAPRO, INC.	65.45	
077965	10/26/2016	W/W	PROKOPCHAK, THOMAS	80.00	
077966	10/26/2016	W/R	SCHEIBER, TODD	30.78	10/31/2016
077967	10/26/2016	W/W	GRUEL-WRIGHT, TONYA	100.00	
077968	10/26/2016	W/W	TOTAL TENNIS INC.	1,200.00	
077969	10/26/2016	W/W	WEAVER, TROY J	125.00	
077970	10/26/2016	W/W	US BANK	5,701.54	
077971	10/26/2016	W/W	UNITY SCHOOL BUS PARTS	267.92	
077972	10/26/2016	W/W	WAL-MART DISCOUNT CITIES	476.45	
077973	10/27/2016	W/R	MOORE, JENNIFER	75.00	10/27/2016
077974	10/31/2016	W/W	IMPERIAL AUTISM CONNECTIONS	28,200.00	
077975	10/31/2016	W/W	POST MASTER	649.03	
077976	10/31/2016	W/W	APPLE INC.	379.00	
077977	10/31/2016	W/W	BLICK ART MATERIALS	18.46	
077978	10/31/2016	W/W	MOORE, BRADLEY	145.00	
077979	10/31/2016	W/W	STUDER, DAN	200.00	
077980	10/31/2016	W/W	ITsavvy	638.00	
077981	10/31/2016	W/W	POTTER, DEBRA JILL	55.00	
077982	10/31/2016	W/W	OLECKI, MICHELLE	63.72	
077983	10/31/2016	W/W	MID-OHIO ED. SERVICE CENTER	14.24	
077984	10/31/2016	W/W	NORTH CENTRAL OHIO ESC	350.00	
077985	10/31/2016	W/W	NORTH CENTRAL STATE COLLEGE	408.25	
077986	10/31/2016	W/W	NOVA LUNA EDUC & CONSULTING	971.90	
077987	10/31/2016	W/W	NWDAB	487.75	
077988	10/31/2016	W/W	OHIO HIGH SCHOOL ATH. ASSOC.	120.00	
077989	10/31/2016	W/W	PEPPLE & WAGGONER, LTD.	190.00	
077990	10/31/2016	W/W	POWER OF THE PEN	400.00	
077991	10/31/2016	W/W	KNUCKLES, RYAN	50.95	
077992	10/31/2016	W/W	SCHOOL SPECIALTY INC.	128.10	
077993	10/31/2016	W/W	SHAR PRODUCTS CO	123.22	
077994	10/31/2016	W/W	HOLLOWAY, SHEILA	360.00	
077995	10/31/2016	W/W	STRATEGIC MANAGEMENT SOLUTIONS	1,669.60	
077996	10/31/2016	W/W	VORE, TERESA	196.43	



Date: 11/04/2016

C H E C K   R E G I S T E R  
Processing Month: October 2016  
LEXINGTON LOCAL SCHOOLS

Page: 7  
(CHKREG)

Check#	Check Date	Org Sta	Vendor Paid	Check Amount	Status Date
077997	10/31/2016	W/W	STIMA, VICKIE	52.89	
077998	10/31/2016	W/W	FRAZIER, LINDA	59.62	
077999	10/31/2016	W/W	BW EXECUTIVE SUITES COLUMBUS	1,105.50	
078000	10/31/2016	W/W	BENSON, DENISE	600.00	
078001	10/31/2016	W/W	OHIO ART EDUCATION ASSOC.	368.00	
078002	10/31/2016	W/W	GERHARDT, TAYLOR	590.00	
078003	10/31/2016	W/W	LEXINGTON ATHLETIC DEPT.	1,305.00	
690882	10/05/2016	C/R	LEXINGTON SCHOOLS - PAYROLL	576,360.60	10/31/2016
690883	10/13/2016	M/M	GORDON FOOD SERVICE	8,550.05	
690884	10/20/2016	C/R	LEXINGTON SCHOOLS - PAYROLL	531,006.18	10/31/2016
690885	10/18/2016	M/M	LEXINGTON SCHOOLS - PAYROLL	7,858.23	
690886	10/18/2016	M/M	MEMO-S.T.R.S.	6,087.01	
690887	10/21/2016	M/M	RICHLAND COUNTY AUDITOR	378.36	
690888	10/21/2016	M/M	ANTHEM BENEFIT SERVICES	286,874.56	
690889	10/21/2016	M/M	LEXINGTON SCHOOLS - PAYROLL	7,173.56	
690890	10/21/2016	M/M	MEMO-S.T.R.S.	5,783.21	
690891	10/21/2016	M/M	MEMO-MID OHIO ESC	4,386.41	
690892	10/21/2016	M/M	RICHLAND BANK - (MEMO FEE)	161.56	
690893	10/26/2016	M/M	MEMO-S.E.R.S.	42,700.00	
690894	10/26/2016	M/M	MEMO-S.T.R.S.	105,552.00	
690895	10/27/2016	M/M	GORDON FOOD SERVICE	7,248.36	
690897	10/31/2016	M/M	MEMO-OHIO DEPARTMENT	5,175.83	
690898	10/31/2016	M/M	RICHLAND BANK - (MEMO FEE)	161.56	
Total Checks Issued				\$ 2,178,667.84	

LEXINGTON LOCAL SCHOOLS  
 TRANS. BY FUND/RCPT, ALL FUNDS  
 DATES 10/01/2016 THRU 10/31/2016  
 SORTED BY TRANSACTION DATE

TRANS NO	ITEM NO	TRANS DATE	STS	DESCRIPTION OR SOURCE	TI	FUND	RCPT	SPCE	SUBJ	OPU	TRANS AMOUNT
069522	0001	10/14/2016	A	MH Tax - Richland Genera	03	001	1111	0000	000000	000	1,222.51
069522	0002	10/14/2016	A	MH Tax - Richland Emerg	03	001	1111	0000	000000	000	876.66
RCPT CODE SUB-TOTAL:											2,099.17
069478	0001	10/04/2016	A	Preschool tuition	03	001	1211	0000	000000	500	200.00
069483	0001	10/05/2016	A	Tuition pymt	03	001	1211	0000	000000	000	1,229.16
069485	0001	10/05/2016	A	Preschool tuition	03	001	1211	0000	000000	500	400.00
069489	0001	10/06/2016	A	Preschool tuition	03	001	1211	0000	000000	500	200.00
069490	0001	10/06/2016	A	Tuition pymt	03	001	1211	0000	000000	000	614.58
069509	0001	10/11/2016	A	Preschool tuition	03	001	1211	0000	000000	500	400.00
069512	0001	10/11/2016	A	Tuition pymt	03	001	1211	0000	000000	000	3,687.48
069518	0001	10/11/2016	A	Preschool tuition	03	001	1211	0000	000000	500	400.00
069525	0001	10/12/2016	A	Preschool tuition	03	001	1211	0000	000000	500	100.00
069527	0001	10/13/2016	A	Preschool tuition	03	001	1211	0000	000000	500	100.00
069545	0001	10/17/2016	A	Preschool tuition	03	001	1211	0000	000000	500	200.00
069557	0001	10/18/2016	A	Preschool tuition	03	001	1211	0000	000000	500	200.00
069555	0001	10/19/2016	A	Preschool tuition	03	001	1211	0000	000000	500	100.00
069575	0001	10/20/2016	A	Preschool tuition	03	001	1211	0000	000000	500	200.00
069576	0001	10/20/2016	A	Tuition pymt	03	001	1211	0000	000000	000	615.00
069589	0001	10/21/2016	A	Tuition pymt	03	001	1211	0000	000000	000	1,229.16
069593	0001	10/24/2016	A	Preschool tuition	03	001	1211	0000	000000	500	100.00
069605	0001	10/25/2016	A	Preschool Tuition - Miller	03	001	1211	0000	000000	500	100.00
069616	0001	10/27/2016	A	Preschool tuition	03	001	1211	0000	000000	500	200.00
RCPT CODE SUB-TOTAL:											10,275.38
069531	0021	10/21/2016	A	JV50 SR 140 Tuition-SF14	03	001	1221	0000	000000	000	7,638.34
RCPT CODE SUB-TOTAL:											7,638.34
069494	0015	10/07/2016	A	Open Enrollment Revenue	03	001	1227	0000	000000	000	102.00
069531	0012	10/21/2016	A	Open Enrollment Revenue	03	001	1227	0000	000000	000	102.00
RCPT CODE SUB-TOTAL:											204.00
069635	0001	10/31/2016	A	Richland Bank Oct Interest	03	001	1410	0000	000000	000	7,849.24
RCPT CODE SUB-TOTAL:											7,849.24
069492	0001	10/03/2016	A	Central school fees	03	001	1740	0000	000000	400	56.00
069492	0003	10/03/2016	A	Eastern school fees	03	001	1740	0000	000000	300	30.00
069476	0001	10/04/2016	A	Western school fees	03	001	1740	0000	000000	500	66.00
069477	0001	10/04/2016	A	HS School fees	03	001	1740	0000	000000	100	101.00

STATUS (STS) CODES:

A-RECEIPT B-REFUND OF RECEIPT U-VOID REFUND OF RECEIPT X-REDUCTION OF EXPENDITURE  
 C-APPROPRIATION OR BUDGET MODIFICATIONS D-EXPENSE/SUPPLIES DISTRIBUTION F-FUND TO FUND TRANSFER

TRANS NO	ITEM NO	TRANS DATE	STS	DESCRIPTION OR SOURCE	TI	FUND	RCPT	SPCC	SUBJ	OPU	TRANS AMOUNT
069480	0001	10/05/2016	A	Western school fees	03	001	1740	0000	000000	500	43.00
069491	0001	10/06/2016	A	Eastern school fees	03	001	1740	0000	000000	300	75.00
069496	0001	10/07/2016	A	Central school fees	03	001	1740	0000	000000	400	56.00
069511	0001	10/10/2016	A	Central school fees	03	001	1740	0000	000000	400	28.00
069501	0001	10/11/2016	A	HS school fees	03	001	1740	0000	000000	100	37.00
069505	0001	10/11/2016	A	HS School fees	03	001	1740	0000	000000	100	187.00
069506	0001	10/11/2016	A	HS School fees	03	001	1740	0000	000000	100	187.00
069507	0001	10/11/2016	A	HS School fees	03	001	1740	0000	000000	100	184.00
069515	0001	10/11/2016	A	Central school fees	03	001	1740	0000	000000	400	28.00
069530	0002	10/14/2016	A	Central school fees	03	001	1740	0000	000000	400	56.00
069539	0001	10/17/2016	A	HS School fees	03	001	1740	0000	000000	100	155.00
069548	0001	10/19/2016	A	HS School fees	03	001	1740	0000	000000	100	10.00
069570	0001	10/19/2016	A	Central school fees	03	001	1740	0000	000000	400	56.00
069573	0001	10/20/2016	A	Central school fees	03	001	1740	0000	000000	400	58.00
069581	0001	10/21/2016	A	Western fees	03	001	1740	0000	000000	500	40.00
069582	0001	10/21/2016	A	School fees	03	001	1740	0000	000000	400	28.00
069592	0003	10/24/2016	A	School fees	03	001	1740	0000	000000	400	28.00
069597	0003	10/25/2016	A	Student fees	03	001	1740	0000	000000	400	84.00
069609	0001	10/26/2016	A	HS school fees	03	001	1740	0000	000000	100	40.00
069613	0001	10/26/2016	A	School fees	03	001	1740	0000	000000	400	28.00
069615	0003	10/27/2016	A	School fees	03	001	1740	0000	000000	400	44.00
069602	0001	10/28/2016	A	Central School Fees	03	001	1740	0000	000000	400	28.00
069624	0001	10/31/2016	A	Western school fees	03	001	1740	0000	000000	500	20.00
069627	0001	10/31/2016	A	HS Fees - Pay For It	03	001	1740	0000	000000	100	58.00
069627	0002	10/31/2016	A	Central Fees - Pay For It	03	001	1740	0000	000000	400	180.00
069627	0003	10/31/2016	A	Jr High Fees - Pay For It	03	001	1740	0000	000000	400	0.00
069627	0004	10/31/2016	A	Eastern Fees - Pay For It	03	001	1740	0000	000000	400	180.00
069627	0005	10/31/2016	A	Western Fees - Pay For It	03	001	1740	0000	000000	400	120.00
069633	0001	10/31/2016	A	School Fees	03	001	1740	0000	000000	400	275.00
RCPT CODE SUB-TOTAL:											2,192.00
069543	0001	10/17/2016	A	Bldg rental	03	001	1810	0000	000000	000	22.50
RCPT CODE SUB-TOTAL:											22.50
069487	0004	10/05/2016	A	SPARC reimb for fieldtrip exp	03	001	1890	0000	000000	000	916.86
069524	0001	10/12/2016	A	Revenue for recycled comp	03	001	1890	0000	000000	000	81.00
069606	0001	10/26/2016	A	Uniform allow overage -Ball	03	001	1890	0000	000000	000	12.00
069607	0001	10/26/2016	A	Manufacturing Field Trip Reimb	03	001	1890	0000	000000	000	667.54
069625	0001	10/31/2016	A	BMC Transional Work	03	001	1890	0000	000000	000	4,861.89
RCPT CODE SUB-TOTAL:											6,539.29

STATUS (STS) CODES:

A-RECEIPT B-REFUND OF RECEIPT V-VOID REFUND OF RECEIPT X-REDUCTION OF EXPENDITURE  
 C-APPROPRIATION OR BUDGET MODIFICATIONS D-EXPENSE/SUPPLIES DISTRIBUTION F-FUND TO FUND TRANSFER

TRANS NO	ITEM NO	TRANS DATE	STS	DESCRIPTION OR SOURCE	TI	FUND	RCPT	SPCC	SUBJ	OPU	TRANS AMOUNT
069494	0001	10/07/2016	A	Opportunity Grant	03	001	3110	0000	000000	000	299,218.94
069494	0002	10/07/2016	A	Targeted Assistance	03	001	3110	0000	000000	000	24,008.23
069494	0003	10/07/2016	A	K-3 Literacy Funding	03	001	3110	0000	000000	000	5,974.22
069494	0005	10/07/2016	A	Limited English Prof Funding	03	001	3110	0000	000000	000	359.89
069494	0006	10/07/2016	A	Gifted Education Funding	03	001	3110	0000	000000	000	5,119.24
069494	0007	10/07/2016	A	Transportation	03	001	3110	0000	000000	000	23,859.47
069494	0008	10/07/2016	A	Special Education Funding	03	001	3110	0000	000000	000	39,640.94
069494	0010	10/07/2016	A	Transitional Aid Guarantee	03	001	3110	0000	000000	000	0.00
069494	0011	10/07/2016	A	Graduation Bonus	03	001	3110	0000	000000	000	39,517.77
069494	0012	10/07/2016	A	Third Grade Reading Bonus	03	001	3110	0000	000000	000	25,586.55
069494	0013	10/07/2016	A	Preschool Special Educ Funding	03	001	3110	0000	000000	000	5,387.89
069494	0014	10/07/2016	A	Special Educ Transportation	03	001	3110	0000	000000	000	1,638.06
069494	0022	10/07/2016	A	JV01 FY 2016 SFPR Adjustment	03	001	3110	0000	000000	000	836.22-
069494	0023	10/07/2016	A	JV02 FY 2016 SFPR Adjustment	03	001	3110	0000	000000	000	995.61-
069531	0001	10/21/2016	A	Opportunity Grant	03	001	3110	0000	000000	000	299,218.94
069531	0002	10/21/2016	A	Targeted Assistance	03	001	3110	0000	000000	000	24,008.23
069531	0003	10/21/2016	A	K-3 Literacy Funding	03	001	3110	0000	000000	000	5,974.22
069531	0005	10/21/2016	A	Limited English Prof Funding	03	001	3110	0000	000000	000	359.90
069531	0006	10/21/2016	A	Gifted Education Funding	03	001	3110	0000	000000	000	5,119.24
069531	0007	10/21/2016	A	Transportation	03	001	3110	0000	000000	000	23,854.84
069531	0008	10/21/2016	A	Special Education Funding	03	001	3110	0000	000000	000	39,640.94
069531	0010	10/21/2016	A	Preschool Special Educ Funding	03	001	3110	0000	000000	000	5,387.88
069531	0011	10/21/2016	A	Special Educ Transportation	03	001	3110	0000	000000	000	1,638.06
069531	0019	10/21/2016	A	JV01 FY 2016 SFPR Adjustment	03	001	3110	0000	000000	000	836.22-
069531	0020	10/21/2016	A	JV02 FY 2016 SFPR Adjustment	03	001	3110	0000	000000	000	995.62-
069585	0001	10/25/2016	A	Basic Aid	03	001	3110	0000	000000	000	1,294.60
RCPT CODE SUB-TOTAL:											873,144.38
069520	0001	10/14/2016	A	RB for Real Estate - Morrow	03	001	3131	0000	000000	000	1,045.62
069520	0002	10/14/2016	A	RB for Emergency Levy - Morrow	03	001	3131	0000	000000	000	776.79
069520	0004	10/14/2016	A	2 1/2 HMRB Real Est-Morrow	03	001	3131	0000	000000	000	210.23
069520	0005	10/14/2016	A	2 1/2 HMRB Emerg Levy-Morrow	03	001	3131	0000	000000	000	156.17
069560	0004	10/24/2016	A	Rollback- General Richland	03	001	3131	0000	000000	000	293,052.88
069560	0005	10/24/2016	A	Rollback Emerg Levy - Rich	03	001	3131	0000	000000	000	217,706.77
069560	0007	10/24/2016	A	2 1/2 RB - Real Est - Richland	03	001	3131	0000	000000	000	58,997.65
069560	0008	10/24/2016	A	2 1/2 RB - Emerg Levy - Rich	03	001	3131	0000	000000	000	43,828.51
RCPT CODE SUB-TOTAL:											615,774.62
069560	0001	10/24/2016	A	Homestead Real Est - Richland	03	001	3132	0000	000000	000	122,988.16
069560	0002	10/24/2016	A	Homestead Emerg Levy- Rich	03	001	3132	0000	000000	000	91,366.95
RCPT CODE SUB-TOTAL:											214,355.11

STATUS (STS) CODES:

A-RECEIPT B-REFUND OF RECEIPT V-VOID REFUND OF RECEIPT X-REDUCTION OF EXPENDITURE  
 C-APPROPRIATION OR BUDGET MODIFICATIONS D-EXPENSE/SUPPLIES DISTRIBUTION F-FUND TO FUND TRANSFER

LEXINGTON LOCAL SCHOOLS  
 TRANS. BY FUND/RCPT, ALL FUNDS  
 DATES 10/01/2016 THRU 10/31/2016  
 SORTED BY TRANSACTION DATE

TRANS NO	ITEM NO	TRANS DATE	STS	DESCRIPTION OR SOURCE	TI	FUND	RCPT	SPCC	SUBT	OPU	TRANS AMOUNT
069494	0004	10/07/2016	A	Economic Disadvantaged Funding	03	001	3211	0000	000000	000	2,765.00
069531	0004	10/21/2016	A	Economic Disadvantaged Funding	03	001	3211	0000	000000	000	2,765.00
RCPT CODE SUB-TOTAL:											5,530.00
069494	0009	10/07/2016	A	Career Tech Education Funding	03	001	3219	0000	000000	000	440.80
069531	0009	10/21/2016	A	Career Tech Education Funding	03	001	3219	0000	000000	000	440.80
RCPT CODE SUB-TOTAL:											881.60
069628	0001	10/31/2016	A	MEDICAID Recd -10/27/16	03	001	3300	0000	000000	000	3,140.08
069628	0002	10/31/2016	A	MEDICAID Recd 10/06/16	03	001	3300	0000	000000	000	2,293.32
RCPT CODE SUB-TOTAL:											5,433.40
069465	0002	10/07/2016	A	SERS FY16 Refund	03	001	5300	0000	000000	000	31,299.74
069465	0003	10/07/2016	A	SERS FY16 Refund	03	001	5300	0000	000000	000	34,395.32-
069521	0001	10/14/2016	A	Void Lost O/S Check	03	001	5300	0000	000000	000	6,817.00
069523	0001	10/18/2016	B	re-issue ck #75904 Feb 2016	03	001	5300	0000	000000	000	6,817.00-
RCPT CODE SUB-TOTAL:											3,095.58-
FUND CODE SUB-TOTAL:											1,748,843.45
069522	0003	10/14/2016	A	MH Tax - Richland Perm Imp	03	003	1111	0000	000000	000	109.50
RCPT CODE SUB-TOTAL:											109.50
069520	0003	10/14/2016	A	RR for PI Levy - Morrow	03	003	3131	0000	000000	000	92.97
069520	0006	10/14/2016	A	2 1/2 HMRB PI Levy-Morrow	03	003	3131	0000	000000	000	18.69
069560	0006	10/24/2016	A	Rollback- Perm Impt - Richlan	03	003	3131	0000	000000	000	26,057.36
069560	0009	10/24/2016	A	2 1/2 RR - PI Levy - Richland	03	003	3131	0000	000000	000	5,246.15
RCPT CODE SUB-TOTAL:											31,415.17
069560	0003	10/24/2016	A	Homestead for PI Levy-Richland	03	003	3132	0000	000000	000	10,935.74
RCPT CODE SUB-TOTAL:											10,935.74
FUND CODE SUB-TOTAL:											42,460.41
069635	0005	10/31/2016	A	Richland Bank May Interest	03	006	1410	0000	000000	000	0.00

STATUS (STS) CODES:

A-RECEIPT B-REFUND OF RECEIPT V-VOID REFUND OF RECEIPT X-REDUCTION OF EXPENDITURE  
 C-APPROPRIATION OR BUDGET MODIFICATIONS D-EXPENSE/SUPPLIES DISTRIBUTION F-FUND TO FUND TRANSFER

TRANS NO	ITEM NO	TRANS DATE	STS	DESCRIPTION OR SOURCE	TI	FUND	RCPT	SPCC	SUBJ	OPU	TRANS AMOUNT
RCPT CODE SUB-TOTAL:											0.00
069519	0026	10/07/2016	A	HS Breakfast	03	006	1511	0000	000000	100	98.90
069519	0027	10/07/2016	A	Jr. Hi Breakfast	03	006	1511	0000	000000	200	11.00
069519	0028	10/07/2016	A	Eastern Breakfast	03	006	1511	0000	000000	300	82.35
069519	0029	10/07/2016	A	Central Breakfast	03	006	1511	0000	000000	400	32.50
069519	0030	10/07/2016	A	Western Breakfast	03	006	1511	0000	000000	500	27.90
069533	0026	10/14/2016	A	HS Breakfast	03	006	1511	0000	000000	100	108.55
069533	0027	10/14/2016	A	Jr. Hi Breakfast	03	006	1511	0000	000000	200	9.90
069533	0028	10/14/2016	A	Eastern Breakfast	03	006	1511	0000	000000	300	34.15
069533	0029	10/14/2016	A	Central Breakfast	03	006	1511	0000	000000	400	45.30
069533	0030	10/14/2016	A	Western Breakfast	03	006	1511	0000	000000	500	18.90
069590	0026	10/21/2016	A	HS Breakfast	03	006	1511	0000	000000	100	133.50
069590	0027	10/21/2016	A	Jr. Hi Breakfast	03	006	1511	0000	000000	200	21.60
069590	0028	10/21/2016	A	Eastern Breakfast	03	006	1511	0000	000000	300	96.10
069590	0029	10/21/2016	A	Central Breakfast	03	006	1511	0000	000000	400	33.90
069590	0030	10/21/2016	A	Western Breakfast	03	006	1511	0000	000000	500	22.80
069629	0026	10/31/2016	A	HS Breakfast	03	006	1511	0000	000000	100	130.30
069629	0027	10/31/2016	A	Jr. Hi Breakfast	03	006	1511	0000	000000	200	13.85
069629	0028	10/31/2016	A	Eastern Breakfast	03	006	1511	0000	000000	300	79.70
069629	0029	10/31/2016	A	Central Breakfast	03	006	1511	0000	000000	400	41.90
069629	0030	10/31/2016	A	Western Breakfast	03	006	1511	0000	000000	500	27.80
RCPT CODE SUB-TOTAL:											1,070.80
069519	0001	10/07/2016	A	HS Stu. Type A	03	006	1512	0000	000000	100	2,708.10
069519	0005	10/07/2016	A	HS ROA Stu. Type A	03	006	1512	0000	000000	100	1,176.65-
069519	0006	10/07/2016	A	Jr Hi Stu. Type A	03	006	1512	0000	000000	200	1,247.05
069519	0010	10/07/2016	A	Jr. Hi ROA Stu Type A	03	006	1512	0000	000000	200	457.03-
069519	0011	10/07/2016	A	Eastern Stu. Type A	03	006	1512	0000	000000	300	1,213.50
069519	0015	10/07/2016	A	Eastern ROA Stu. Type A	03	006	1512	0000	000000	300	337.71-
069519	0016	10/07/2016	A	Central Stu. Type A	03	006	1512	0000	000000	400	954.00
069519	0020	10/07/2016	A	Central ROA Stu. Type A	03	006	1512	0000	000000	400	374.51-
069519	0021	10/07/2016	A	Western Stu. Type A	03	006	1512	0000	000000	500	881.55
069519	0025	10/07/2016	A	Western ROA Stu. Type A	03	006	1512	0000	000000	500	474.55-
069529	0001	10/13/2016	A	NSF Check - AB	03	006	1512	0000	000000	100	20.00-
069533	0001	10/14/2016	A	HS Stu. Type A	03	006	1512	0000	000000	100	2,822.45
069533	0005	10/14/2016	A	HS ROA Stu. Type A	03	006	1512	0000	000000	100	1,431.10-
069533	0006	10/14/2016	A	Jr Hi Stu. Type A	03	006	1512	0000	000000	200	1,297.20
069533	0010	10/14/2016	A	Jr. Hi ROA Stu Type A	03	006	1512	0000	000000	200	708.25-
069533	0011	10/14/2016	A	Eastern Stu. Type A	03	006	1512	0000	000000	300	1,210.80
069533	0015	10/14/2016	A	Eastern ROA Stu. Type A	03	006	1512	0000	000000	300	660.03-
069533	0016	10/14/2016	A	Central Stu. Type A	03	006	1512	0000	000000	400	942.20

STATUS (STS) CODES:  
 A-RECEIPT B-REFUND OF RECEIPT V-VOID REFUND OF RECEIPT X-REDUCTION OF EXPENDITURE  
 C-APPROPRIATION OR BUDGET MODIFICATIONS D-EXPENSE/SUPPLIES DISTRIBUTION F-FUND TO FUND TRANSFER

LEXINGTON LOCAL SCHOOLS  
 TRANS. BY FUND/RCPT, ALL FUNDS  
 DATES 10/01/2016 THRU 10/31/2016  
 SORTED BY TRANSACTION DATE

TRANS NO	ITEM NO	TRANS DATE	STS	DESCRIPTION OR SOURCE	TI	FUND	RCPT	SPEC	SUBT	DFU	TRANS AMOUNT
069533	0020	10/14/2016	A	Central ROA Stu. Type A	03	006	1512	0000	000000	400	528.85-
069533	0021	10/14/2016	A	Western Stu. Type A	03	006	1512	0000	000000	500	857.95
069533	0025	10/14/2016	A	Western ROA Stu. Type A	03	006	1512	0000	000000	500	436.10-
069590	0001	10/21/2016	A	HS Stu. Type A	03	006	1512	0000	000000	100	2,908.60
069590	0005	10/21/2016	A	HS ROA Stu. Type A	03	006	1512	0000	000000	100	1,141.65-
069590	0006	10/21/2016	A	Jr Hi Stu. Type A	03	006	1512	0000	000000	200	1,197.50
069590	0010	10/21/2016	A	Jr. Hi ROA Stu Type A	03	006	1512	0000	000000	200	531.00-
069590	0011	10/21/2016	A	Eastern Stu. Type A	03	006	1512	0000	000000	300	1,168.05
069590	0015	10/21/2016	A	Eastern ROA Stu. Type A	03	006	1512	0000	000000	300	634.69-
069590	0016	10/21/2016	A	Central Stu. Type A	03	006	1512	0000	000000	400	981.10
069590	0020	10/21/2016	A	Central ROA Stu. Type A	03	006	1512	0000	000000	400	378.77-
069590	0021	10/21/2016	A	Western Stu. Type A	03	006	1512	0000	000000	500	865.85
069590	0025	10/21/2016	A	Western ROA Stu. Type A	03	006	1512	0000	000000	500	458.95-
069627	0006	10/31/2016	A	HS Lunch - Pay For It	03	006	1512	0000	000000	100	4,507.35
069627	0007	10/31/2016	A	Jr High Lunch - Pay For It	03	006	1512	0000	000000	200	2,628.55
069627	0008	10/31/2016	A	Eastern Lunch - Pay For It	03	006	1512	0000	000000	300	1,971.50
069627	0009	10/31/2016	A	Central Lunch - Pay For It	03	006	1512	0000	000000	400	1,389.50
069627	0010	10/31/2016	A	Western Lunch - Pay For It	03	006	1512	0000	000000	500	1,702.90
069629	0001	10/31/2016	A	HS Stu. Type A	03	006	1512	0000	000000	100	3,369.10
069629	0005	10/31/2016	A	HS ROA Stu. Type A	03	006	1512	0000	000000	100	816.60-
069629	0006	10/31/2016	A	Jr Hi Stu. Type A	03	006	1512	0000	000000	200	1,580.30
069629	0010	10/31/2016	A	Jr. Hi ROA Stu Type A	03	006	1512	0000	000000	200	1,008.45-
069629	0011	10/31/2016	A	Eastern Stu. Type A	03	006	1512	0000	000000	300	1,481.70
069629	0015	10/31/2016	A	Eastern ROA Stu. Type A	03	006	1512	0000	000000	300	735.58-
069629	0016	10/31/2016	A	Central Stu. Type A	03	006	1512	0000	000000	400	1,242.15
069629	0020	10/31/2016	A	Central ROA Stu. Type A	03	006	1512	0000	000000	400	389.52-
069629	0021	10/31/2016	A	Western Stu. Type A	03	006	1512	0000	000000	500	1,026.20
069629	0025	10/31/2016	A	Western ROA Stu. Type A	03	006	1512	0000	000000	500	501.52-
RCPT CODE SUB-TOTAL:											28,953.64

069519	0003	10/07/2016	A	HS Stu. Ala Carte	03	006	1513	0000	000000	100	1,626.60
069519	0008	10/07/2016	A	Jr. Hi Stu. Ala Carte	03	006	1513	0000	000000	200	448.31
069519	0013	10/07/2016	A	Eastern Stu. Ala Carte	03	006	1513	0000	000000	300	245.75
069519	0018	10/07/2016	A	Central Stu. Ala Carte	03	006	1513	0000	000000	400	107.75
069519	0023	10/07/2016	A	Western Stu. Ala Carte	03	006	1513	0000	000000	500	123.00
069533	0003	10/14/2016	A	HS Stu. Ala Carte	03	006	1513	0000	000000	100	1,656.85
069533	0008	10/14/2016	A	Jr. Hi Stu. Ala Carte	03	006	1513	0000	000000	200	474.85
069533	0013	10/14/2016	A	Eastern Stu. Ala Carte	03	006	1513	0000	000000	300	243.95
069533	0018	10/14/2016	A	Central Stu. Ala Carte	03	006	1513	0000	000000	400	105.55
069533	0023	10/14/2016	A	Western Stu. Ala Carte	03	006	1513	0000	000000	500	132.00
069590	0003	10/21/2016	A	HS Stu. Ala Carte	03	006	1513	0000	000000	100	1,719.30
069590	0008	10/21/2016	A	Jr. Hi Stu. Ala Carte	03	006	1513	0000	000000	200	463.85
069590	0013	10/21/2016	A	Eastern Stu. Ala Carte	03	006	1513	0000	000000	300	269.00

STATUS (STS) CODES:

- A-RECEIPT    B-REFUND OF RECEIPT    V-VOID REFUND OF RECEIPT    X-REDUCTION OF EXPENDITURE
- C-APPROPRIATION OR BUDGET MODIFICATIONS    D-EXPENSE/SUPPLIES DISTRIBUTION    F-FUND TO FUND TRANSFER

TRANS NO	ITEM NO	TRANS DATE	STS	DESCRIPTION OR SOURCE	TI	FUND	RCPT	SPCC	SUBJ	OPU	TRANS AMOUNT
069590	0018	10/21/2016	A	Central Stu. Ala Carte	03	006	1513	0000	000000	400	109.00
069590	0023	10/21/2016	A	Western Stu. Ala Carte	03	006	1513	0000	000000	500	194.25
069629	0003	10/31/2016	A	HS Stu. Ala Carte	03	006	1513	0000	000000	100	1,964.40
069629	0008	10/31/2016	A	Jr. Hi Stu. Ala Carte	03	006	1513	0000	000000	200	565.50
069629	0013	10/31/2016	A	Eastern Stu. Ala Carte	03	006	1513	0000	000000	300	248.00
069629	0018	10/31/2016	A	Central Stu. Ala Carte	03	006	1513	0000	000000	400	385.45
069629	0023	10/31/2016	A	Western Stu. Ala Carte	03	006	1513	0000	000000	500	135.25
RCPT CODE SUB-TOTAL:											11,219.11
069519	0002	10/07/2016	A	HS Stu. Milk	03	006	1514	0000	000000	100	26.00
069519	0007	10/07/2016	A	Jr. Hi. Stu Milk	03	006	1514	0000	000000	200	24.00
069519	0012	10/07/2016	A	Eastern Stu. Milk	03	006	1514	0000	000000	300	6.00
069519	0017	10/07/2016	A	Central Stu. Milk	03	006	1514	0000	000000	400	9.50
069519	0022	10/07/2016	A	Western Stu. Milk	03	006	1514	0000	000000	500	13.50
069533	0002	10/14/2016	A	HS Stu. Milk	03	006	1514	0000	000000	100	17.50
069533	0007	10/14/2016	A	Jr. Hi. Stu Milk	03	006	1514	0000	000000	200	22.00
069533	0012	10/14/2016	A	Eastern Stu. Milk	03	006	1514	0000	000000	300	3.50
069533	0017	10/14/2016	A	Central Stu. Milk	03	006	1514	0000	000000	400	9.00
069533	0022	10/14/2016	A	Western Stu. Milk	03	006	1514	0000	000000	500	16.00
069590	0002	10/21/2016	A	HS Stu. Milk	03	006	1514	0000	000000	100	21.00
069590	0007	10/21/2016	A	Jr. Hi. Stu Milk	03	006	1514	0000	000000	200	19.00
069590	0012	10/21/2016	A	Eastern Stu. Milk	03	006	1514	0000	000000	300	5.00
069590	0017	10/21/2016	A	Central Stu. Milk	03	006	1514	0000	000000	400	8.00
069590	0022	10/21/2016	A	Western Stu. Milk	03	006	1514	0000	000000	500	12.00
069629	0002	10/31/2016	A	HS Stu. Milk	03	006	1514	0000	000000	100	25.50
069629	0007	10/31/2016	A	Jr. Hi. Stu Milk	03	006	1514	0000	000000	200	13.50
069629	0012	10/31/2016	A	Eastern Stu. Milk	03	006	1514	0000	000000	300	6.00
069629	0017	10/31/2016	A	Central Stu. Milk	03	006	1514	0000	000000	400	6.00
069629	0022	10/31/2016	A	Western Stu. Milk	03	006	1514	0000	000000	500	15.50
RCPT CODE SUB-TOTAL:											278.50
069519	0004	10/07/2016	A	HS Adult Ala Carte	03	006	1523	0000	000000	100	117.95
069519	0009	10/07/2016	A	Jr. Hi Adult Ala Carte	03	006	1523	0000	000000	200	27.55
069519	0014	10/07/2016	A	Eastern Adult Ala Carte	03	006	1523	0000	000000	300	268.50
069519	0019	10/07/2016	A	Central Adult Ala Carte	03	006	1523	0000	000000	400	50.50
069519	0024	10/07/2016	A	Western Adult Ala Carte	03	006	1523	0000	000000	500	8.75
069533	0004	10/14/2016	A	HS Adult Ala Carte	03	006	1523	0000	000000	100	129.00
069533	0009	10/14/2016	A	Jr. Hi Adult Ala Carte	03	006	1523	0000	000000	200	43.00
069533	0014	10/14/2016	A	Eastern Adult Ala Carte	03	006	1523	0000	000000	300	451.50
069533	0019	10/14/2016	A	Central Adult Ala Carte	03	006	1523	0000	000000	400	54.75
069533	0024	10/14/2016	A	Western Adult Ala Carte	03	006	1523	0000	000000	500	5.50
069590	0004	10/21/2016	A	HS Adult Ala Carte	03	006	1523	0000	000000	100	137.00

STATUS (STS) CODES:

A-RECEIPT B-REFUND OF RECEIPT V-VOID REFUND OF RECEIPT X-REDUCTION OF EXPENDITURE  
 C-APPROPRIATION OR BUDGET MODIFICATIONS D-EXPENSE/SUPPLIES DISTRIBUTION F-FUND TO FUND TRANSFER



TRANS NO	ITEM NO	TRANS DATE	STS	DESCRIPTION OR SOURCE	TI	FUND	RCPT	SPCC	SUBJ	OPU	TRANS AMOUNT
069590	0009	10/21/2016	A	Jr. Hi Adult Ala Carte	03	006	1523	0000	000000	200	36.80
069590	0014	10/21/2016	A	Eastern Adult Ala Carte	03	006	1523	0000	000000	300	50.85
069590	0019	10/21/2016	A	Central Adult Ala Carte	03	006	1523	0000	000000	400	54.75
069590	0024	10/21/2016	A	Western Adult Ala Carte	03	006	1523	0000	000000	500	609.05
069629	0004	10/31/2016	A	HS Adult Ala Carte	03	006	1523	0000	000000	100	185.95
069629	0009	10/31/2016	A	Jr. Hi Adult Ala Carte	03	006	1523	0000	000000	200	52.05
069629	0014	10/31/2016	A	Eastern Adult Ala Carte	03	006	1523	0000	000000	300	69.25
069629	0019	10/31/2016	A	Central Adult Ala Carte	03	006	1523	0000	000000	400	613.00
069629	0024	10/31/2016	A	Western Adult Ala Carte	03	006	1523	0000	000000	500	9.05
RCPT CODE SUB-TOTAL:											2,974.75
069544	0004	10/17/2016	A	Coke Commission Food Service	03	006	1851	0000	000000	000	180.40
RCPT CODE SUB-TOTAL:											180.40
069603	0001	10/28/2016	A	FY16 GPS Prime Vendor Rebate	03	006	1890	0000	000000	000	2,229.08
069623	0001	10/28/2016	A	PreSchool snacks	03	006	1890	0000	000000	000	991.00
RCPT CODE SUB-TOTAL:											3,220.08
069566	0001	10/24/2016	A	Federal Reimb Lunch High	03	006	4120	0000	000000	100	10,419.16
069566	0002	10/24/2016	A	Federal Reimb Lunch Jr High	03	006	4120	0000	000000	200	7,745.24
069566	0003	10/24/2016	A	Federal Reimb Lunch Central	03	006	4120	0000	000000	400	8,701.32
069566	0004	10/24/2016	A	Federal Reimb Lunch East	03	006	4120	0000	000000	300	10,469.98
069566	0005	10/24/2016	A	Federal Reimb Lunch Western	03	006	4120	0000	000000	500	5,379.08
069566	0006	10/24/2016	A	Fed Reimb Breakfast - High	03	006	4120	0000	000000	100	973.84
069566	0007	10/24/2016	A	Federal Reimb Breakfast - Jr H	03	006	4120	0000	000000	200	320.43
069566	0008	10/24/2016	A	Federal Reimb Break - Central	03	006	4120	0000	000000	400	1,201.84
069566	0009	10/24/2016	A	Federal Reimb Break - East	03	006	4120	0000	000000	300	1,710.72
069566	0010	10/24/2016	A	Federal Reimb Break - Western	03	006	4120	0000	000000	500	997.79
069566	0011	10/24/2016	A	Preschool Milk - Western	03	006	4120	1280	000000	500	209.20
RCPT CODE SUB-TOTAL:											48,128.60
069465	0001	10/07/2016	A	SERS FY16 Refund	03	006	5300	0000	000000	000	3,095.58
RCPT CODE SUB-TOTAL:											3,095.58
FUND CODE SUB-TOTAL:											99,121.46
069635	0006	10/31/2016	A	Richland Bank Oct Interest	03	007	1410	9100	000000	000	14.05
RCPT CODE SUB-TOTAL:											14.05

STATUS (STS) CODES:  
 A-RECEIPT B-REFUND OF RECEIPT V-VOID REFUND OF RECEIPT X-REDUCTION OF EXPENDITURE  
 C-APPROPRIATION OR BUDGET MODIFICATIONS D-EXPENSE/SUPPLIES DISTRIBUTION F-FUND TO FUND TRANSFER

TRANS NO	ITEM NO	TRANS DATE	STS	DESCRIPTION OR SOURCE	TI	FUND	RCPT	SPEC	SUBJ	OPU	TRANS AMOUNT	
069528	0004	10/13/2016	A	First Congregational donation	03	007	1820	9100	000000	000	500.00	
											RCPT CODE SUB-TOTAL:	500.00
											FUND CODE SUB-TOTAL:	514.05
069635	0003	10/31/2016	A	Richland Bank Oct Interest	03	007	1410	9900	000000	000	9.77	
											RCPT CODE SUB-TOTAL:	9.77
											FUND CODE SUB-TOTAL:	9.77
069635	0004	10/31/2016	A	Richland Bank Oct Interest	03	007	1410	9901	000000	000	1.44	
											RCPT CODE SUB-TOTAL:	1.44
											FUND CODE SUB-TOTAL:	1.44
069467	0001	10/03/2016	A	MH coffee service	03	018	1690	9100	000000	000	68.41	
069468	0001	10/03/2016	A	PSAT	03	018	1690	9100	000000	000	135.00	
069473	0001	10/04/2016	A	Cuyahoga vending	03	018	1690	9100	000000	000	20.46	
069503	0001	10/11/2016	A	MH coffee service	03	018	1690	9100	000000	000	49.10	
069513	0001	10/11/2016	A	PSAT	03	018	1690	9100	000000	000	150.00	
069537	0001	10/17/2016	A	MH Coffee service	03	018	1690	9100	000000	000	72.05	
069551	0001	10/19/2016	A	PSAT	03	018	1690	9100	000000	000	165.00	
069586	0001	10/21/2016	A	Coffee Cart for Studer family	03	018	1690	9100	000000	000	213.91	
069620	0001	10/28/2016	A	MH coffee service	03	018	1690	9100	000000	000	73.80	
											RCPT CODE SUB-TOTAL:	947.73
											FUND CODE SUB-TOTAL:	947.73
069544	0005	10/17/2016	A	Coke Commission Eastern	03	018	1690	9300	000000	000	34.75	
											RCPT CODE SUB-TOTAL:	34.75
069487	0001	10/05/2016	A	Jakubick Donation	03	018	1820	9300	000000	000	775.33	
069571	0001	10/19/2016	A	Kona Ice Truck	03	018	1820	9300	000000	000	321.00	
											RCPT CODE SUB-TOTAL:	1,096.33
											FUND CODE SUB-TOTAL:	1,131.08

STATUS (STS) CODES:  
 A-RECEIPT B-REFUND OF RECEIPT V-VOID REFUND OF RECEIPT X-REDUCTION OF EXPENDITURE  
 C-APPROPRIATION OR BUDGET MODIFICATIONS D-EXPENSE/SUPPLIES DISTRIBUTION F-FUND TO FUND TRANSFER

TRANS NO	ITEM NO	TRANS DATE	STS	DESCRIPTION OR SOURCE	TI	FUND	RCPT	SPCC	SUBJ	OPU	TRANS AMOUNT	
069492	0002	10/03/2016	A	Central fees princ acct	03	018	1630	9400	000000	000	4.00	
069496	0002	10/07/2016	A	Central fees princ acct	03	018	1630	9400	000000	000	4.00	
069511	0002	10/10/2016	A	Central fees princ acct	03	018	1630	9400	000000	000	2.00	
069515	0002	10/11/2016	A	Central fees princ acct	03	018	1630	9400	000000	000	2.00	
069530	0001	10/14/2016	A	Central fees princ acct	03	018	1630	9400	000000	000	4.00	
069570	0002	10/19/2016	A	Central fees princ acct	03	018	1630	9400	000000	000	4.00	
069573	0002	10/20/2016	A	Central fees princ acct	03	018	1630	9400	000000	000	2.00	
069573	0003	10/20/2016	A	Field trip money	03	018	1630	9400	000000	000	84.00	
069582	0002	10/21/2016	A	School fees princ acct	03	018	1630	9400	000000	000	2.00	
069582	0003	10/21/2016	A	field trip money	03	018	1630	9400	000000	000	64.00	
069592	0001	10/24/2016	A	Fieldtrip money	03	018	1630	9400	000000	000	20.00	
069592	0002	10/24/2016	A	School fees princ acct	03	018	1630	9400	000000	000	2.00	
069597	0001	10/25/2016	A	Fieltrip money	03	018	1630	9400	000000	000	40.00	
069597	0002	10/25/2016	A	School fees princ acct	03	018	1630	9400	000000	000	6.00	
069613	0002	10/26/2016	A	Fieldtrip money	03	018	1630	9400	000000	000	36.00	
069613	0003	10/26/2016	A	School fees princ acct	03	018	1630	9400	000000	000	2.00	
069615	0001	10/27/2016	A	School Fees princ acct	03	018	1630	9400	000000	000	6.00	
069615	0002	10/27/2016	A	Fieldtrip money	03	018	1630	9400	000000	000	8.00	
069602	0002	10/28/2016	A	Central fees Princ Acct	03	018	1630	9400	000000	000	2.00	
069633	0002	10/31/2016	A	School fees princ acct	03	018	1630	9400	000000	000	20.00	
069633	0003	10/31/2016	A	Fieldtrip money	03	018	1630	9400	000000	000	52.00	
											RCPT CODE SUB-TOTAL:	366.00
069487	0002	10/05/2016	A	Jakubick Donation	03	018	1820	9400	000000	000	775.34	
											RCPT CODE SUB-TOTAL:	775.34
											FUND CODE SUB-TOTAL:	1,141.34
069599	0001	10/25/2016	A	Bookfair money	03	018	1890	9401	000000	000	387.07	
069614	0001	10/26/2016	A	Book Fair	03	018	1890	9401	000000	000	1,221.70	
069617	0001	10/27/2016	A	Bookfair	03	018	1890	9401	000000	000	948.56	
069634	0001	10/31/2016	A	Bookfair	03	018	1890	9401	000000	000	625.92	
											RCPT CODE SUB-TOTAL:	3,183.25
											FUND CODE SUB-TOTAL:	3,183.25
069476	0002	10/04/2016	A	Western fees princ acct	03	018	1630	9500	000000	000	24.00	
069480	0002	10/05/2016	A	Western fees princ acct	03	018	1630	9500	000000	000	17.00	
069581	0002	10/21/2016	A	Western fees princ acct	03	018	1630	9500	000000	000	20.00	

STATUS (STS) CODES:

A-RECEIPT B-REFUND OF RECEIPT V-VOID REFUND OF RECEIPT X-REDUCTION OF EXPENDITURE  
 C-APPROPRIATION OR BUDGET MODIFICATIONS D-EXPENSE/SUPPLIES DISTRIBUTION F-FUND TO FUND TRANSFER

TRANS NO	ITEM NO	TRANS DATE	STS	DESCRIPTION OR SOURCE	TI	FUND	RCPT	SPCC	SUBJ	OPU	TRANS AMOUNT
069624	0002	10/31/2016	A	Western fees princ	03	018	1630	9500	000000	000	10.00
RCPT CODE SUB-TOTAL:											71.00
069487	0003	10/05/2016	A	Jakubick Donation	03	018	1820	9500	000000	000	775.33
RCPT CODE SUB-TOTAL:											775.33
FUND CODE SUB-TOTAL:											846.33
069556	0001	10/19/2016	A	Scholastic Book Fair	03	018	1890	9501	000000	000	1,072.31
069578	0001	10/20/2016	A	Book fair	03	018	1890	9501	000000	000	1,443.72
069588	0001	10/21/2016	A	Scholastic Book Fair	03	018	1890	9501	000000	000	677.66
069594	0001	10/24/2016	A	Scholastic Bookfair	03	018	1890	9501	000000	000	303.59
069604	0001	10/25/2016	A	Western Book Fair Donation	03	018	1890	9501	000000	000	24.13
RCPT CODE SUB-TOTAL:											3,520.41
FUND CODE SUB-TOTAL:											3,520.41
069499	0002	10/07/2016	A	PTO Donation Central	03	019	1890	9121	000000	000	2,000.00
069528	0003	10/13/2016	A	PTO Recycling-Central	03	019	1890	9121	000000	000	8.50
069544	0003	10/17/2016	A	PTO Recycling-Central	03	019	1890	9121	000000	000	3.29
RCPT CODE SUB-TOTAL:											2,011.79
FUND CODE SUB-TOTAL:											2,011.79
069491	0002	10/06/2016	A	PTO Eastern donation	03	019	1890	9122	000000	000	2,000.00
069528	0001	10/13/2016	A	PTO Recycling-Eastern	03	019	1890	9122	000000	000	8.49
069544	0001	10/17/2016	A	PTO Recycling-Eastern	03	019	1890	9122	000000	000	3.30
RCPT CODE SUB-TOTAL:											2,011.79
FUND CODE SUB-TOTAL:											2,011.79
069486	0001	10/05/2016	A	PTO Money for western	03	019	1890	9123	000000	000	2,000.00
069528	0002	10/13/2016	A	PTO Recycling-Western	03	019	1890	9123	000000	000	8.49
069544	0002	10/17/2016	A	PTO Recycling-Western	03	019	1890	9123	000000	000	3.30
RCPT CODE SUB-TOTAL:											2,011.79
FUND CODE SUB-TOTAL:											2,011.79

STATUS (STS) CODES:  
 A-RECEIPT B-REFUND OF RECEIPT V-VOID REFUND OF RECEIPT X-REDUCTION OF EXPENDITURE  
 C-APPROPRIATION OR BUDGET MODIFICATIONS D-EXPENSE/SUPPLIES DISTRIBUTION F-FUND TO FUND TRANSFER

TRANS NO	ITEM NO	TRANS DATE	STS	DESCRIPTION OR SOURCE	TI	FUND	RCPT	SPCC	SUBJ	OPU	TRANS AMOUNT
069577	0001	10/20/2016	A	Boys Soccer Adm 10/19	03	022	1615	9601	000000	000	802.00
069587	0001	10/21/2016	A	Volleyball Sect Tourn adm10/20	03	022	1615	9601	000000	000	422.00
069595	0001	10/24/2016	A	Girls Sect Soccer Tourn adm	03	022	1615	9601	000000	000	742.00
069611	0001	10/26/2016	A	Girls Distr Soccer Tourn Adm	03	022	1615	9601	000000	000	1,292.00
069612	0001	10/26/2016	A	Girls Distr Soccer Tourn Adm	03	022	1615	9601	000000	000	1,068.00
069632	0001	10/31/2016	A	Girls Dist Soccer Tourn 10/29	03	022	1615	9601	000000	000	2,600.00
RCPT CODE SUB-TOTAL:											6,926.00
069631	0001	10/31/2016	A	NW Dist reimb VB tourn	03	022	1690	9601	000000	000	28.00
RCPT CODE SUB-TOTAL:											28.00
FUND CODE SUB-TOTAL:											6,954.00
069635	0002	10/31/2016	A	Richland Bank Oct Int. 024	03	024	1410	0000	000000	000	168.58
RCPT CODE SUB-TOTAL:											168.58
069484	0001	10/05/2016	A	Parker Oct Cobra pymt	03	024	1872	0000	000000	000	1,690.18
069553	0001	10/20/2016	A	Employees' Premiums Oct	03	024	1872	0000	000000	000	50,719.84
069554	0001	10/20/2016	A	Board's Premiums Oct	03	024	1872	0000	000000	000	286,874.56
069626	0001	10/31/2016	A	Heck Oct Ins	03	024	1872	0000	000000	000	1,657.03
RCPT CODE SUB-TOTAL:											340,941.61
FUND CODE SUB-TOTAL:											341,110.19
069466	0001	10/03/2016	A	Drama club dues	03	200	1630	9102	000000	000	50.00
069474	0001	10/04/2016	A	Drama club dues	03	200	1630	9102	000000	000	50.00
069550	0001	10/19/2016	A	Drama club dues	03	200	1630	9102	000000	000	50.00
069619	0001	10/28/2016	A	Drama Club dues	03	200	1630	9102	000000	000	50.00
RCPT CODE SUB-TOTAL:											160.00
FUND CODE SUB-TOTAL:											160.00
069481	0001	10/05/2016	A	Crucial Catch T-shirts	03	200	1690	9104	000000	000	211.00
069574	0001	10/20/2016	A	Critical Shirt sales	03	200	1690	9104	000000	000	171.00
RCPT CODE SUB-TOTAL:											382.00
FUND CODE SUB-TOTAL:											382.00

STATUS (STS) CODES:

A-RECEIPT B-REFUND OF RECEIPT V-VOID REFUND OF RECEIPT X-REDUCTION OF EXPENDITURE  
 C-APPROPRIATION OR BUDGET MODIFICATIONS D-EXPENSE/SUPPLIES DISTRIBUTION F-FUND TO FUND TRANSFER

LEXINGTON LOCAL SCHOOLS  
 TRANS. BY FUND/RCPT, ALL FUNDS  
 DATES 10/01/2016 THRU 10/31/2016  
 SORTED BY TRANSACTION DATE

TRANS NO	ITEM NO	TRANS DATE	STS	DESCRIPTION OR SOURCE	TI	FUND	RCPT	SPCC	SUBJ	OPU	TRANS AMOUNT
069500	0001	10/11/2016	A	T-shirt sale	03	200	1620	9105	000000	000	15.00
069542	0001	10/17/2016	A	T shirt sales	03	200	1620	9105	000000	000	50.00
069549	0002	10/19/2016	A	T-shirts	03	200	1620	9105	000000	000	20.00
RCPT CODE SUB-TOTAL:											85.00
069542	0002	10/17/2016	A	Dues	03	200	1630	9105	000000	000	30.00
069547	0001	10/19/2016	A	French club dues	03	200	1630	9105	000000	000	5.00
069549	0001	10/19/2016	A	French club dues	03	200	1630	9105	000000	000	15.00
069580	0001	10/21/2016	A	French club dues	03	200	1630	9105	000000	000	5.00
069618	0001	10/28/2016	A	French club dues	03	200	1630	9105	000000	000	5.00
RCPT CODE SUB-TOTAL:											60.00
069504	0001	10/11/2016	A	T-shirt sales	03	200	1690	9105	000000	000	60.00
069580	0002	10/21/2016	A	Tshirts	03	200	1690	9105	000000	000	20.00
069618	0002	10/28/2016	A	T-Shirt	03	200	1690	9105	000000	000	10.00
RCPT CODE SUB-TOTAL:											90.00
FUND CODE SUB-TOTAL:											235.00
069567	0001	10/17/2016	A	Spanish club dues	03	200	1630	9107	000000	000	5.00
RCPT CODE SUB-TOTAL:											5.00
FUND CODE SUB-TOTAL:											5.00
069514	0001	10/11/2016	A	Face painting	03	200	1620	9108	000000	000	181.50
069535	0001	10/17/2016	A	Face painting	03	200	1620	9108	000000	000	65.00
069583	0001	10/21/2016	A	Face painting	03	200	1620	9108	000000	000	149.00
069621	0001	10/28/2016	A	Studer fundraiser	03	200	1620	9108	000000	000	332.00
RCPT CODE SUB-TOTAL:											727.50
FUND CODE SUB-TOTAL:											727.50
069534	0001	10/17/2016	A	Homecoming tickets	03	200	1620	9114	000000	000	50.00
069536	0001	10/17/2016	A	T-Shirt sales	03	200	1620	9114	000000	000	71.00
069538	0001	10/17/2016	A	Homecoming tickets	03	200	1620	9114	000000	000	80.00
069541	0001	10/17/2016	A	T-shirt sales	03	200	1620	9114	000000	000	100.00

STATUS (STS) CODES:

A-RECEIPT B-REFUND OF RECEIPT V-VOID REFUND OF RECEIPT X-REDUCTION OF EXPENDITURE  
 C-APPROPRIATION OR BUDGET MODIFICATIONS D-EXPENSE/SUPPLIES DISTRIBUTION F-FUND TO FUND TRANSFER

DATE: 11/04/2016  
 TIME: 09:00

LEXINGTON LOCAL SCHOOLS  
 TRANS. BY FUND/RCPT, ALL FUNDS  
 DATES 10/01/2016 THRU 10/31/2016  
 SORTED BY TRANSACTION DATE

PAGE: 14  
 (RECEIVED)

TRANS NO	ITEM NO	TRANS DATE	STS	DESCRIPTION OR SOURCE	TI	FUND	RCPT	SPEC	SUBT	OPU	TRANS AMOUNT	
069579	0001	10/20/2016	A	Tshir sales	03	200	1620	9114	000000	000	5.00	
											RCPT CODE SUB-TOTAL:	306.00
											FUND CODE SUB-TOTAL:	306.00
069610	0001	10/26/2016	A	Key Club Dues	03	200	1630	9115	000000	000	95.00	
											RCPT CODE SUB-TOTAL:	95.00
											FUND CODE SUB-TOTAL:	95.00
069479	0001	10/04/2016	A	Yearbook Ad sales	03	200	1690	9119	000000	000	1,430.00	
											RCPT CODE SUB-TOTAL:	1,430.00
											FUND CODE SUB-TOTAL:	1,430.00
069622	0001	10/28/2016	A	Halloween Dance	03	200	1690	9204	000000	000	610.00	
											RCPT CODE SUB-TOTAL:	610.00
											FUND CODE SUB-TOTAL:	610.00
069591	0001	10/20/2016	A	fundraiser for Speelman Fund	03	200	1620	9301	000000	000	195.11	
											RCPT CODE SUB-TOTAL:	195.11
											FUND CODE SUB-TOTAL:	195.11
069596	0001	10/24/2016	A	PE Vending	03	300	1620	9206	000000	000	260.00	
											RCPT CODE SUB-TOTAL:	260.00
											FUND CODE SUB-TOTAL:	260.00
069470	0001	10/03/2016	A	football program sales 9/30	03	300	1610	9600	000000	700	166.00	
069471	0001	10/03/2016	A	Boys Soccer adm 10/1	03	300	1610	9600	000000	703	230.00	

STATUS (STS) CODES:

A-RECEIPT B-REFUND OF RECEIPT V-VOID REFUND OF RECEIPT X-REDUCTION OF EXPENDITURE  
 C-APPROPRIATION OR BUDGET MODIFICATIONS D-EXPENSE/SUPPLIES DISTRIBUTION F-FUND TO FUND TRANSFER

TRANS NO	ITEM NO	TRANS DATE	STS	DESCRIPTION OR SOURCE	TI	FUND	RCPT	SPCC	SUBJ	OPU	TRANS AMOUNT
069471	0002	10/03/2016	A	Girls soccer adm 10/1	03	300	1610	9600	000000	704	250.00
069471	0003	10/03/2016	A	Girls soccer adm overage	03	300	1610	9600	000000	704	4.00
069472	0001	10/03/2016	A	Var Football adm 9/30	03	300	1610	9600	000000	700	4,014.00
069475	0001	10/04/2016	A	JV Boys Soccer adm 10/3	03	300	1610	9600	000000	703	88.00
069482	0001	10/05/2016	A	Var/JV Girls soccer adm 10/4	03	300	1610	9600	000000	704	596.00
069493	0001	10/07/2016	A	football program sales 9/30	03	300	1610	9600	000000	700	166.00-
069508	0001	10/11/2016	A	FR Football adm 10/6	03	300	1610	9600	000000	700	210.00
069510	0001	10/11/2016	A	Var/JV Boys Soccer adm 10/6	03	300	1610	9600	000000	703	662.00
069526	0001	10/12/2016	A	Var/JV Volleyball adm 10/11	03	300	1610	9600	000000	702	364.00
069532	0001	10/14/2016	A	Boys Soccer Adm 10/13	03	300	1610	9600	000000	703	330.00
069532	0002	10/14/2016	A		03	300	1610	9600	000000	703	0.00
069546	0001	10/17/2016	A	Var Football adm 10/14	03	300	1610	9600	000000	700	4,800.00
069572	0001	10/20/2016	A	FB Pre-sale 10/14	03	300	1610	9600	000000	700	20.00
069598	0001	10/25/2016	A	Freshman FB Adm 10/20	03	300	1610	9600	000000	700	150.00
RCPT CODE SUB-TOTAL:											11,698.00
069493	0002	10/07/2016	A	Football program sales 9/30	03	300	1620	9600	000000	700	166.00
069540	0001	10/17/2016	A	Program sales 10/14	03	300	1620	9600	000000	700	196.00
069630	0001	10/31/2016	A	Program Sales Host Dist Soccer	03	300	1620	9600	000000	000	102.00
RCPT CODE SUB-TOTAL:											464.00
069469	0001	10/03/2016	A	2016/17 Program Ads	03	300	1690	9600	000000	000	160.00
069517	0001	10/11/2016	A	2016/17 Program Ad	03	300	1690	9600	000000	000	300.00
069568	0001	10/18/2016	A	2016/17 Program Ads	03	300	1690	9600	000000	000	160.00
069569	0001	10/18/2016	A	2016/17 Sponsorship	03	300	1690	9600	000000	000	2,000.00
069559	0001	10/21/2016	B	CHECK DEPOSITED INTO WRONG ACC	03	300	1690	9600	000000	000	500.00-
069584	0001	10/21/2016	A	2016/17 Program Ads	03	300	1690	9600	000000	000	195.00
069608	0001	10/26/2016	A	2016/17 Program Ad Sponsor	03	300	1690	9600	000000	000	600.00
RCPT CODE SUB-TOTAL:											3,115.00
069488	0001	10/03/2016	A	2016 Boys/Girls Golf invite fe	03	300	1890	9600	000000	706	400.00
069497	0001	10/07/2016	A	2016 Golf Invite entry fee	03	300	1890	9600	000000	706	650.00
069498	0001	10/07/2016	A	2016 Boys Reg BR royalty	03	300	1890	9600	000000	707	752.28
069516	0001	10/11/2016	A	2016 Boys Golf Invite entryfee	03	300	1890	9600	000000	706	200.00
RCPT CODE SUB-TOTAL:											2,002.28
FUND CODE SUB-TOTAL:											17,279.28
069558	0001	10/19/2016	A	Network Connectivity Revenue	03	451	3219	9017	000000	000	4,500.00

STATUS (STS) CODES:  
 A-RECEIPT B-REFUND OF RECEIPT V-VOID REFUND OF RECEIPT X-REDUCTION OF EXPENDITURE  
 C-APPROPRIATION OR BUDGET MODIFICATIONS D-EXPENSE/SUPPLIES DISTRIBUTION F-FUND TO FUND TRANSFER



TRANS NO	ITEM NO	TRANS DATE	STS	DESCRIPTION OR SOURCE	TI	FUND	RCPT	SPCC	SUBJ	OPU	TRANS AMOUNT	
											RCPT CODE SUB-TOTAL:	4,500.00
											FUND CODE SUB-TOTAL:	4,500.00
069564	0001	10/25/2016	A	IDEA-B Revenue	03	516	4220	9017	000000	000		46,174.66
											RCPT CODE SUB-TOTAL:	46,174.66
											FUND CODE SUB-TOTAL:	46,174.66
069561	0001	10/24/2016	A	Title I Revenue	03	572	4220	9017	000000	000		21,596.10
											RCPT CODE SUB-TOTAL:	21,596.10
											FUND CODE SUB-TOTAL:	21,596.10
069565	0001	10/25/2016	A	Title II-A Revenue	03	590	4220	9017	000000	000		6,362.39
											RCPT CODE SUB-TOTAL:	6,362.39
											FUND CODE SUB-TOTAL:	6,362.39
											GRAND TOTAL:	2,356,138.32

STATUS (STS) CODES:  
 A-RECEIPT B-REFUND OF RECEIPT V-VOID REFUND OF RECEIPT X-REDUCTION OF EXPENDITURE  
 C-APPROPRIATION OR BUDGET MODIFICATIONS D-EXPENSE/SUPPLIES DISTRIBUTION F-FUND TO FUND TRANSFER

	FYTD Receivable	FYTD Actual Receipts	MTD Actual Receipts	YTD Actual Receipts	FYTD Balance Receivable	FYTD Percent Received
*****TOTAL FOR FUND-SCC 001 0000 (GENERAL FUND):	23,106,385.00	9,431,858.85	1,748,843.45	21,626,389.30	13,674,526.15	40.82
*****TOTAL FOR FUND-SCC 001 9412 (GENERAL BUDGET RESERVE SET-ASIDE-1%/BMC):	0.00	0.00	0.00	0.00	0.00	0.00
*****TOTAL FOR FUND-SCC 001 9800 (FINGERPRINT PAYMENT CLEARING ACCOUNT):	0.00	0.00	0.00	0.00	0.00	0.00
*****TOTAL FOR FUND-SCC 002 0000 (BOND RETIREMENT FUND):	0.00	0.00	0.00	0.00	0.00	0.00
*****TOTAL FOR FUND-SCC 003 0000 (PERMANENT IMPROVEMENT FUND):	689,483.00	308,753.00	42,460.41	690,907.21	380,730.00	44.78
*****TOTAL FOR FUND-SCC 006 0000 (FOOD SERVICE FUND):	731,825.00	166,075.55	99,121.46	622,879.97	565,749.45	22.69
*****TOTAL FOR FUND-SCC 007 9003 (FRAN & WARREN RUPP SCHOLARSHIP):	0.00	0.00	0.00	0.00	0.00	0.00
*****TOTAL FOR FUND-SCC 007 9100 (LEXINGTON MINUTEMEN ACADEMIC SCHOLARSHIP FUND):	4,956.00	1,073.76	514.05	17,580.62	3,882.24	21.67
*****TOTAL FOR FUND-SCC 007 9800 (TERRY McCAMMON SCHOLARSHIP FUND):	38.00	33.56	9.77	58.89	4.44	88.32
*****TOTAL FOR FUND-SCC 007 9801 (MINUTEMAN ALUMNI SCHOLARSHIP FUND):	6.00	4.94	1.44	8.66	1.06	82.33

\*\*\* NOTE!! ONLY ACTIVE ACCOUNTS HAVE BEEN SELECTED, TOTALS MAY EXCLUDE AMOUNTS THAT ARE RELATED TO INACTIVE ACCOUNTS. \*\*\*

LEXINGTON LOCAL SCHOOLS  
 Revenue Account Summary  
 SORTED BY FUND-SCC/ACCT

	FYTD Receivable	FYTD Actual Receipts	MTD Actual Receipts	YTD Actual Receipts	FYTD Balance Receivable	FYTD Percent Received
*****TOTAL FOR FUND-SCC 007 9999 (LEXINGTON SCHOOLS TRUST FUND):	0.00	0.00	0.00	0.00	0.00	0.00
*****TOTAL FOR FUND-SCC 018 9100 (HIGH SCHOOL PRINCIPAL'S FUND):	9,669.00	2,451.03	947.73	9,426.53	7,217.97	25.35
*****TOTAL FOR FUND-SCC 018 9200 (JUNIOR HIGH PRINCIPAL'S FUND):	5,765.00	4,653.72	0.00	6,045.61	1,111.28	80.72
*****TOTAL FOR FUND-SCC 018 9300 (EASTERN PRINCIPAL'S FUND):	5,788.00	2,191.95	1,131.08	7,817.91	3,596.05	37.87
*****TOTAL FOR FUND-SCC 018 9301 (EASTERN ELEMENTARY BOOKFAIR/BOXTOPS FUND):	4,789.00	0.00	0.00	4,788.56	4,789.00	0.00
*****TOTAL FOR FUND-SCC 018 9302 (EASTERN ELEMENTARY MATH):	1,241.00	0.00	0.00	260.00	1,241.00	0.00
*****TOTAL FOR FUND-SCC 018 9400 (CENTRAL PRINCIPAL'S FUND):	4,508.00	1,836.95	1,141.34	4,202.05	2,671.05	40.75
*****TOTAL FOR FUND-SCC 018 9401 (CENTRAL ELEMENTARY BOOKFAIR FUND):	6,049.00	3,204.25	3,183.25	6,047.44	2,844.75	52.97
*****TOTAL FOR FUND-SCC 018 9402 (CENTRAL ELEMENTARY ART):	7.00	0.00	0.00	7.00	7.00	0.00
*****TOTAL FOR FUND-SCC 018 9500 (WESTERN PRINCIPAL'S FUND):	6,705.00	3,618.78	846.33	6,868.23	3,086.22	53.97

\*\*\* NOTE!! ONLY ACTIVE ACCOUNTS HAVE BEEN SELECTED, TOTALS MAY EXCLUDE AMOUNTS THAT ARE RELATED TO INACTIVE ACCOUNTS. \*\*\*

	FYTD Receivable	FYTD Actual Receipts	MTD Actual Receipts	YTD Actual Receipts	FYTD Balance Receivable	FYTD Percent Received
*****TOTAL FOR FUND-SCC 018 9501 (WESTERN ELEMENTARY BOOKFAIR/BOXTOPS FUND):	7,070.00	3,520.41	3,520.41	7,434.51	3,549.59	49.79
*****TOTAL FOR FUND-SCC 018 9502 (HIGH SCHOOL ACADEMIC BOOSTERS FUND):	0.00	0.00	0.00	0.00	0.00	0.00
*****TOTAL FOR FUND-SCC 018 9503 (WESTERN ELEMENTARY ART):	0.00	0.00	0.00	0.00	0.00	0.00
*****TOTAL FOR FUND-SCC 018 9602 (JUNIOR HIGH ACADEMIC BOOSTERS FUND):	0.00	0.00	0.00	0.00	0.00	0.00
*****TOTAL FOR FUND-SCC 018 9901 (JUNIOR HIGH TEACHER ADVISORY FUND):	0.00	0.00	0.00	0.00	0.00	0.00
*****TOTAL FOR FUND-SCC 019 9001 (ACADEMIC BOOSTERS GRANTS):	0.00	0.00	0.00	0.00	0.00	0.00
*****TOTAL FOR FUND-SCC 019 9121 (CENTRAL ELEMENTARY PTO GRANTS):	1,739.00	2,046.91	2,011.79	2,190.44	307.91-	117.71
*****TOTAL FOR FUND-SCC 019 9122 (EASTERN ELEMENTARY PTO GRANTS):	1,739.00	2,046.93	2,011.79	2,190.42	307.93-	117.71
*****TOTAL FOR FUND-SCC 019 9123 (WESTERN ELEMENTARY PTO GRANTS):	1,739.00	2,046.92	2,011.79	2,190.45	307.92-	117.71
*****TOTAL FOR FUND-SCC 019 9200 (RICHLAND COUNTY FOUNDATION GRANT PLAYGROUND):	0.00	0.00	0.00	0.00	0.00	0.00

\*\*\* NOTE!! ONLY ACTIVE ACCOUNTS HAVE BEEN SELECTED, TOTALS MAY EXCLUDE AMOUNTS THAT ARE RELATED TO INACTIVE ACCOUNTS. \*\*\*

LEXINGTON LOCAL SCHOOLS  
 Revenue Account Summary  
 SORTED BY FUND-SCC/ACCT

	FYTD Receivable	FYTD Actual Receipts	MTD Actual Receipts	YTD Actual Receipts	FYTD Balance Receivable	FYTD Percent Received
*****TOTAL FOR FUND-SCC 019 9201 (RICHLAND COUNTY FOUNDATION GRANT CENTRAL PRID):	0.00	0.00	0.00	0.00	0.00	0.00
*****TOTAL FOR FUND-SCC 019 9202 (RICHLAND COUNTY FOUNDATION GRANT-HENSEL FY15 ):	0.00	0.00	0.00	0.00	0.00	0.00
*****TOTAL FOR FUND-SCC 019 9204 (RICHLAND COUNTY FOUNDATION GRANT-PELPHREY 15 ):	0.00	0.00	0.00	0.00	0.00	0.00
*****TOTAL FOR FUND-SCC 019 9205 (RICHLAND CO FOUNDATION GRANT-STAINED GLASS 16):	0.00	0.00	0.00	0.00	0.00	0.00
*****TOTAL FOR FUND-SCC 019 9206 (RICHLAND CO FOUNDATION GRANT-SEASONAL SCIE 16):	0.00	0.00	0.00	41.37-	0.00	0.00
*****TOTAL FOR FUND-SCC 019 9207 (RICHLAND CO FOUNDATION-SCORE COMMON CORE 16):	0.00	0.00	0.00	219.18-	0.00	0.00
*****TOTAL FOR FUND-SCC 019 9208 (RICHLAND CO FOUND-BUILD A COMM OF READERS):	500.00	500.00	0.00	500.00	0.00	100.00
*****TOTAL FOR FUND-SCC 019 9209 (RICH CO FOUND-LEARN TO READ FOR A LIFETIME):	1,199.00	1,199.00	0.00	1,199.00	0.00	100.00
*****TOTAL FOR FUND-SCC 019 9210 (RICH CO FOUND-MULTI-SENS APPROACH TO LEARNING):	831.66	831.66	0.00	831.66	0.00	100.00
*****TOTAL FOR FUND-SCC 019 9211 (RICH CO FOUND-BEE AWARENESS):	672.92	672.92	0.00	672.92	0.00	100.00

\*\*\* NOTE!! ONLY ACTIVE ACCOUNTS HAVE BEEN SELECTED, TOTALS MAY EXCLUDE AMOUNTS THAT ARE RELATED TO INACTIVE ACCOUNTS. \*\*\*

25

	FYTD Receivable	FYTD Actual Receipts	MTD Actual Receipts	YTD Actual Receipts	FYTD Balance Receivable	FYTD Percent Received
*****TOTAL FOR FUND-SCC 019 9212 (RICH CO FOUND-DONT LET THE PIGEON STOP TALK):	623.60	623.60	0.00	623.60	0.00	100.00
*****TOTAL FOR FUND-SCC 019 9303 (OHIO POWER GRANT (BERRY)):	0.00	0.00	0.00	0.00	0.00	0.00
*****TOTAL FOR FUND-SCC 019 9500 (DOLLAR GENERAL LIT FOUND - YOUTH LIT FY16):	0.00	0.00	0.00	0.00	0.00	0.00
*****TOTAL FOR FUND-SCC 019 9616 (WALMART TEACHER OF THE YEAR-DANIELLE SAVAGE):	0.00	0.00	0.00	0.00	0.00	0.00
*****TOTAL FOR FUND-SCC 022 9601 (OHSAW TOURNAMENT AGENCY FUND):	58,337.00	6,954.00	6,954.00	60,249.84	51,383.00	11.92
*****TOTAL FOR FUND-SCC 024 0000 (EMPLOYEE BENEFITS FUND FOR MEDICAL/DENTAL):	3,571,627.00	1,341,076.80	341,110.19	3,360,321.59	2,230,550.20	37.55
*****TOTAL FOR FUND-SCC 200 9101 (HIGH SCHOOL ART CLUB):	0.00	0.00	0.00	0.00	0.00	0.00
*****TOTAL FOR FUND-SCC 200 9102 (HIGH SCHOOL DRAMA CLUB):	14,792.00	160.00	160.00	14,952.00	14,632.00	1.08
*****TOTAL FOR FUND-SCC 200 9103 (HIGH SCHOOL MATH CLUB):	0.00	0.00	0.00	0.00	0.00	0.00
*****TOTAL FOR FUND-SCC 200 9104 (HIGH SCHOOL LEADERSHIP COUNCIL):	400.00	2,806.00	382.00	3,206.00	2,406.00	701.50

\*\*\* NOTE!! ONLY ACTIVE ACCOUNTS HAVE BEEN SELECTED, TOTALS MAY EXCLUDE AMOUNTS THAT ARE RELATED TO INACTIVE ACCOUNTS. \*\*\*

	FYTD Receivable	FYTD Actual Receipts	MTD Actual Receipts	YTD Actual Receipts	FYTD Balance Receivable	FYTD Percent Received
*****TOTAL FOR FUND-SCC 200 9105 (HIGH SCHOOL FRENCH CLUB):	165.00	235.00	235.00	235.00	70.00	142.42
*****TOTAL FOR FUND-SCC 200 9107 (HIGH SCHOOL SPANISH CLUB):	1,040.00	765.00	5.00	765.00	275.00	73.56
*****TOTAL FOR FUND-SCC 200 9108 (HIGH SCHOOL LEO CLUB):	847.00	727.50	727.50	822.22	119.50	85.89
*****TOTAL FOR FUND-SCC 200 9114 (HIGH SCHOOL STUDENT COUNCIL FUND):	1,115.00	306.00	306.00	636.00	809.00	27.44
*****TOTAL FOR FUND-SCC 200 9115 (HIGH SCHOOL KEY CLUB):	712.00	95.00	95.00	347.06	617.00	13.34
*****TOTAL FOR FUND-SCC 200 9116 (HIGH SCHOOL CHESS CLUB):	91.00	0.00	0.00	51.00	91.00	0.00
*****TOTAL FOR FUND-SCC 200 9119 (HIGH SCHOOL YEARBOOK FUND):	15,695.00	6,040.00	1,430.00	14,005.00	9,655.00	38.48
*****TOTAL FOR FUND-SCC 200 9120 (HIGH SCHOOL JOURNALISM FUND):	0.00	0.00	0.00	0.00	0.00	0.00
*****TOTAL FOR FUND-SCC 200 9121 (HIGH SCHOOL NATIONAL HONOR SOCIETY):	1,118.00	0.00	0.00	818.00	1,118.00	0.00
*****TOTAL FOR FUND-SCC 200 9160 (HIGH SCHOOL GERMAN CLUB):	0.00	0.00	0.00	0.00	0.00	0.00

\*\*\* NOTE!! ONLY ACTIVE ACCOUNTS HAVE BEEN SELECTED, TOTALS MAY EXCLUDE AMOUNTS THAT ARE RELATED TO INACTIVE ACCOUNTS. \*\*\*

	FYTD Receivable	FYTD Actual Receipts	MTD Actual Receipts	YTD Actual Receipts	FYTD Balance Receivable	FYTD Percent Received
*****TOTAL FOR FUND-SCC 200 9201 (JUNIOR HIGH ART CLUB):	0.00	0.00	0.00	0.00	0.00	0.00
*****TOTAL FOR FUND-SCC 200 9204 (JUNIOR HIGH STUDENT COUNCIL FUND):	1,124.00	610.00	610.00	1,229.98	514.00	54.27
*****TOTAL FOR FUND-SCC 200 9205 (JUNIOR HIGH LIBRARY CLUB):	0.00	0.00	0.00	0.00	0.00	0.00
*****TOTAL FOR FUND-SCC 200 9301 (EASTERN ELEMENTARY STUDENT ACTIVITY FUND):	1,839.00	195.11	195.11	1,109.30	1,643.69	10.61
*****TOTAL FOR FUND-SCC 200 9401 (CENTRAL ELEMENTARY STUDENT ACTIVITY FUND):	0.00	0.00	0.00	0.00	0.00	0.00
*****TOTAL FOR FUND-SCC 200 9611 (HIGH SCHOOL INFORMED TEENS FUND):	54.00	53.63-	0.00	0.00	107.63	99.31-
*****TOTAL FOR FUND-SCC 200 9612 (JUNIOR HIGH INFORMED TEENS FUND):	475.00	95.95	0.00	570.83	379.05	20.20
*****TOTAL FOR FUND-SCC 300 9015 (NETWORK CONNECTIVITY FY9015):	0.00	0.00	0.00	0.00	0.00	0.00
*****TOTAL FOR FUND-SCC 300 9106 (HIGH SCHOOL INTRAMURALS):	0.00	0.00	0.00	0.00	0.00	0.00
*****TOTAL FOR FUND-SCC 300 9115 (JAZZ BAND):	1,337.00	0.00	0.00	1,337.00	1,337.00	0.00

\*\*\* NOTE!! ONLY ACTIVE ACCOUNTS HAVE BEEN SELECTED, TOTALS MAY EXCLUDE AMOUNTS THAT ARE RELATED TO INACTIVE ACCOUNTS. \*\*\*



LEXINGTON LOCAL SCHOOLS  
 Revenue Account Summary  
 SORTED BY FUND-SCC/ACCT

	FYTD Receivable	FYTD Actual Receipts	MTD Actual Receipts	YTD Actual Receipts	FYTD Balance Receivable	FYTD Percent Received
*****TOTAL FOR FUND-SCC 300 9116 (CHOIR):	100.00	0.00	0.00	0.00	100.00	0.00
*****TOTAL FOR FUND-SCC 300 9206 (JUNIOR HIGH PHYS ED DEPARTMENT FUND):	3,400.00	790.00	260.00	2,590.00	2,610.00	23.24
*****TOTAL FOR FUND-SCC 300 9210 (JR HIGH INSTRUMENTAL):	0.00	0.00	0.00	0.00	0.00	0.00
*****TOTAL FOR FUND-SCC 300 9600 (ATHLETIC FUND):	217,500.00	130,266.46	17,279.20	195,108.80	87,233.54	59.89
*****TOTAL FOR FUND-SCC 300 9601 (ATHLETIC TOURNAMENT FUND):	0.00	0.00	0.00	0.00	0.00	0.00
*****TOTAL FOR FUND-SCC 300 9602 (ORCHESTRA):	0.00	0.00	0.00	0.00	0.00	0.00
*****TOTAL FOR FUND-SCC 300 9603 (ELEMENTARY MUSIC):	0.00	0.00	0.00	0.00	0.00	0.00
*****TOTAL FOR FUND-SCC 300 9605 (BAND):	0.00	0.00	0.00	0.00	0.00	0.00
*****TOTAL FOR FUND-SCC 451 9013 (NETWORK CONNECTIVITY - FY 2013):	0.00	0.00	0.00	0.00	0.00	0.00
*****TOTAL FOR FUND-SCC 451 9015 (Network Connectivity FY 2015):	0.00	0.00	0.00	0.00	0.00	0.00

\*\*\* NOTE!! ONLY ACTIVE ACCOUNTS HAVE BEEN SELECTED, TOTALS MAY EXCLUDE AMOUNTS THAT ARE RELATED TO INACTIVE ACCOUNTS. \*\*\*

	FYTD Receivable	FYTD Actual Receipts	MTD Actual Receipts	YTD Actual Receipts	FYTD Balance Receivable	FYTD Percent Received
*****TOTAL FOR FUND-SCC 451 9016 (Network Connectivity FY 2016):	0.00	0.00	0.00	4,500.00	0.00	0.00
*****TOTAL FOR FUND-SCC 451 9017 (Network Connectivity FY 2017):	9,000.00	4,500.00	4,500.00	4,500.00	4,500.00	50.00
*****TOTAL FOR FUND-SCC 506 9012 (RACE TO THE TOP GRANT FY12):	0.00	0.00	0.00	0.00	0.00	0.00
*****TOTAL FOR FUND-SCC 506 9013 (RACE TO THE TOP GRANT FY13):	0.00	0.00	0.00	0.00	0.00	0.00
*****TOTAL FOR FUND-SCC 506 9014 (RACE TO THE TOP GRANT FY14):	0.00	0.00	0.00	0.00	0.00	0.00
*****TOTAL FOR FUND-SCC 506 9015 (RACE TO THE TOP GRANT FY15):	0.00	0.00	0.00	0.00	0.00	0.00
*****TOTAL FOR FUND-SCC 506 9913 (OHIO RESIDENT EDUCATOR PROGRAM):	0.00	0.00	0.00	0.00	0.00	0.00
*****TOTAL FOR FUND-SCC 506 9914 (OHIO RESIDENT EDUCATOR PROGRAM):	0.00	0.00	0.00	0.00	0.00	0.00
*****TOTAL FOR FUND-SCC 516 9013 (IDEA-B SPECIAL EDUCATION FY13):	0.00	0.00	0.00	0.00	0.00	0.00
*****TOTAL FOR FUND-SCC 516 9014 (IDEA-B SPECIAL EDUCATION FY14):	0.00	0.00	0.00	0.00	0.00	0.00

\*\*\* NOTE!! ONLY ACTIVE ACCOUNTS HAVE BEEN SELECTED, TOTALS MAY EXCLUDE AMOUNTS THAT ARE RELATED TO INACTIVE ACCOUNTS. \*\*\*

	FYTD Receivable	FYTD Actual Receipts	MTD Actual Receipts	YTD Actual Receipts	FYTD Balance Receivable	FYTD Percent Received
*****TOTAL FOR FUND-SCC 516 9015 (IDEA-B SPECIAL EDUCATION FY15):	0.00	0.00	0.00	0.00	0.00	0.00
*****TOTAL FOR FUND-SCC 516 9016 (IDEA-B SPECIAL EDUCATION FY16):	5,900.81	5,900.81	0.00	287,519.23	0.00	100.00
*****TOTAL FOR FUND-SCC 516 9017 (IDEA-B SPECIAL EDUCATION FY17):	425,089.03	75,593.15	46,174.66	75,593.15	349,495.88	17.70
*****TOTAL FOR FUND-SCC 551 9013 (TITLE III LEP FY13):	0.00	0.00	0.00	0.00	0.00	0.00
*****TOTAL FOR FUND-SCC 572 9013 (TITLE I TARGETED ASSISTANCE FY13):	0.00	0.00	0.00	0.00	0.00	0.00
*****TOTAL FOR FUND-SCC 572 9014 (TITLE I FY14):	0.00	0.00	0.00	0.00	0.00	0.00
*****TOTAL FOR FUND-SCC 572 9015 (TITLE I FY15):	0.00	0.00	0.00	0.00	0.00	0.00
*****TOTAL FOR FUND-SCC 572 9016 (TITLE I FY16):	164,101.62	33,805.44	0.00	173,530.94	130,296.18	20.60
*****TOTAL FOR FUND-SCC 572 9017 (TITLE I FY17):	287,101.99	47,074.34	21,596.10	47,074.34	242,027.65	16.28
*****TOTAL FOR FUND-SCC 587 9015 (EARLY CHILDHOOD SPECIAL EDUCATION IDEA FY15):	0.00	0.00	0.00	0.00	0.00	0.00

\*\*\* NOTE!! ONLY ACTIVE ACCOUNTS HAVE BEEN SELECTED, TOTALS MAY EXCLUDE AMOUNTS THAT ARE RELATED TO INACTIVE ACCOUNTS. \*\*\*

	FYTD Receivable	FYTD Actual Receipts	MTD Actual Receipts	YTD Actual Receipts	FYTD Balance Receivable	FYTD Percent Received
*****TOTAL FOR FUND-SCC 587 9016 (EARLY CHILDHOOD SPECIAL EDUCATION IDEA FY16):	1,073.28	0.00	0.00	1,386.53	1,073.28	0.00
*****TOTAL FOR FUND-SCC 587 9017 (EARLY CHILDHOOD SPECIAL EDUCATION IDEA FY17):	2,968.86	302.21	0.00	302.21	2,666.65	10.18
*****TOTAL FOR FUND-SCC 590 9013 (TITLE II-A IMPROVING TEACHER QUALITY FY13):	0.00	0.00	0.00	0.00	0.00	0.00
*****TOTAL FOR FUND-SCC 590 9014 (TITLE II-A IMPROVING TEACHER QUALITY FY14):	0.00	0.00	0.00	0.00	0.00	0.00
*****TOTAL FOR FUND-SCC 590 9015 (TITLE II-A IMPROVING TEACHER QUALITY FY15):	0.00	0.00	0.00	0.00	0.00	0.00
*****TOTAL FOR FUND-SCC 590 9016 (TITLE II-A IMPROVING TEACHER QUALITY FY16):	0.00	0.00	0.00	19,581.70	0.00	0.00
*****TOTAL FOR FUND-SCC 590 9017 (TITLE II-A IMPROVING TEACHER QUALITY FY17):	41,441.30	10,696.50	6,362.39	10,696.50	30,744.80	25.81
*****TOTAL FOR FUND-SCC 599 9013 (NATIONAL SCHOOL LUNCH EXPANSION GRANT FY13):	0.00	0.00	0.00	0.00	0.00	0.00
*****TOTAL FOR FUND-SCC 599 9015 (CHILD NUTRITION - TEAM NUTRITION GRANT):	0.00	0.00	0.00	0.00	0.00	0.00
*****GRAND TOTALS:	29,423,773.07	11,608,186.33	2,356,138.32	27,305,899.65	17,815,586.74	39.45

\*\*\* NOTE!! ONLY ACTIVE ACCOUNTS HAVE BEEN SELECTED, TOTALS MAY EXCLUDE AMOUNTS THAT ARE RELATED TO INACTIVE ACCOUNTS. \*\*\*

LEXINGTON LOCAL SCHOOLS  
 Appropriation Account Summary  
 SORTED BY FUND-SCC

FYTD Appropriated	Prior FY Carryover Encumbrances	FYTD Expendable	FYTD Actual Expenditures	MTD Actual Expenditures	Current + Future Encumbrances	FYTD Remaining Balance	FYTD Percent Exp/Enc
*****TOTAL FOR FUND-SCC 001 0000 (GENERAL FUND):							
22,783,650.00	173,916.95	22,957,566.95	7,343,837.62	1,933,482.64	1,758,575.55	13,855,153.78	39.65
*****TOTAL FOR FUND-SCC 001 9412 (GENERAL BUDGET RESERVE SET-ASIDE-1Z/BWC):							
0.00	0.00	0.00	0.00	0.00	0.00	0.00	0.00
*****TOTAL FOR FUND-SCC 001 9900 (FINGERPRINT PAYMENT (CLEARING ACCOUNT)):							
0.00	0.00	0.00	0.00	0.00	0.00	0.00	0.00
*****TOTAL FOR FUND-SCC 002 0000 (BOND RETIREMENT FUND):							
0.00	0.00	0.00	0.00	0.00	0.00	0.00	0.00
*****TOTAL FOR FUND-SCC 003 0000 (PERMANENT IMPROVEMENT FUND):							
803,226.53	3,976.95	807,203.48	665,080.02	129,813.25	30,235.20	111,868.26	86.14
*****TOTAL FOR FUND-SCC 006 0000 (FOOD SERVICE FUND):							
734,378.42	0.00	734,378.42	242,193.65	69,008.84	174,905.87	317,278.90	56.80
*****TOTAL FOR FUND-SCC 007 9003 (FRAN & WARREN RUPP SCHOLARSHIP):							
0.00	0.00	0.00	0.00	0.00	0.00	0.00	0.00
*****TOTAL FOR FUND-SCC 007 9100 (LEXINGTON MINUTEMEN ACADEMIC SCHOLARSHIP FUND):							
7,000.00	0.00	7,000.00	0.00	0.00	5,500.00	1,500.00	78.57
*****TOTAL FOR FUND-SCC 007 9800 (TERRY McCANNON SCHOLARSHIP FUND):							
750.00	0.00	750.00	0.00	0.00	0.00	750.00	0.00
*****TOTAL FOR FUND-SCC 007 9801 (MINUTEMAN ALUMNI SCHOLARSHIP FUND):							
750.00	0.00	750.00	0.00	0.00	0.00	750.00	0.00

\*\*\* NOTE!! ONLY ACTIVE ACCOUNTS HAVE BEEN SELECTED, TOTALS MAY EXCLUDE AMOUNTS THAT ARE RELATED TO INACTIVE ACCOUNTS. \*\*\*

LEXINGTON LOCAL SCHOOLS  
 Appropriation Account Summary  
 SORTED BY FUND-SCC

FYTD Appropriated	Prior FY Carryover Encumbrances	FYTD Expendable	FYTD Actual Expenditures	MTD Actual Expenditures	Current + Future Encumbrances	FYTD Remaining Balance	FYTD Percent Exp/Enc
*****TOTAL FOR FUND-SCC 007 9999 (LEXINGTON SCHOOLS TRUST FUND):							
0.00	0.00	0.00	0.00	0.00	0.00	0.00	0.00
*****TOTAL FOR FUND-SCC 018 9100 (HIGH SCHOOL PRINCIPAL'S FUND):							
10,818.62	0.00	10,818.62	2,555.58	2,024.38	483.47	7,779.57	20.09
*****TOTAL FOR FUND-SCC 018 9200 (JUNIOR HIGH PRINCIPAL'S FUND):							
8,300.47	280.00	8,580.47	754.83	435.00	7,344.50	479.14	94.42
*****TOTAL FOR FUND-SCC 018 9300 (EASTERN PRINCIPAL'S FUND):							
11,254.93	173.25	11,428.18	1,630.30	690.00	1,063.90	8,733.98	23.58
*****TOTAL FOR FUND-SCC 018 9301 (EASTERN ELEMENTARY BOOKFAIR/BOXTOPS FUND):							
7,500.00	0.00	7,500.00	246.37	246.37	4,000.00	3,253.63	56.62
*****TOTAL FOR FUND-SCC 018 9302 (EASTERN ELEMENTARY MATH):							
2,422.16	0.00	2,422.16	0.00	0.00	500.00	1,922.16	20.64
*****TOTAL FOR FUND-SCC 018 9400 (CENTRAL PRINCIPAL'S FUND):							
10,000.00	0.00	10,000.00	1,126.49	448.00	3,209.23	5,664.28	43.36
*****TOTAL FOR FUND-SCC 018 9401 (CENTRAL ELEMENTARY BOOKFAIR FUND):							
8,407.24	0.00	8,407.24	0.00	0.00	0.00	8,407.24	0.00
*****TOTAL FOR FUND-SCC 018 9402 (CENTRAL ELEMENTARY ART):							
753.00	0.00	753.00	0.00	0.00	0.00	753.00	0.00
*****TOTAL FOR FUND-SCC 018 9500 (WESTERN PRINCIPAL'S FUND):							
14,528.82	382.20	14,911.02	440.19	154.25	519.70	13,951.13	6.44

\*\*\* NOTE!! ONLY ACTIVE ACCOUNTS HAVE BEEN SELECTED, TOTALS MAY EXCLUDE AMOUNTS THAT ARE RELATED TO INACTIVE ACCOUNTS. \*\*\*

LEXINGTON LOCAL SCHOOLS  
 Appropriation Account Summary  
 SORTED BY FUND-SCC

FYTD Appropriated	Prior FY Carryover Encumbrances	FYTD Expendable	FYTD Actual Expenditures	MTD Actual Expenditures	Current + Future Encumbrances	FYTD Remaining Balance	FYTD Percent Exp/Enc
*****TOTAL FOR FUND-SCC 018 9501 (WESTERN ELEMENTARY BOOKFAIR/BOXTOPS FUND):							
8,421.85	0.00	8,421.85	0.00	0.00	6,000.00	2,421.85	71.24
*****TOTAL FOR FUND-SCC 018 9502 (HIGH SCHOOL ACADEMIC BOOSTERS FUND):							
0.00	0.00	0.00	0.00	0.00	0.00	0.00	0.00
*****TOTAL FOR FUND-SCC 018 9503 (WESTERN ELEMENTARY ART):							
402.42	0.00	402.42	0.00	0.00	0.00	402.42	0.00
*****TOTAL FOR FUND-SCC 018 9602 (JUNIOR HIGH ACADEMIC BOOSTERS FUND):							
0.00	0.00	0.00	0.00	0.00	0.00	0.00	0.00
*****TOTAL FOR FUND-SCC 018 9901 (JUNIOR HIGH TEACHER ADVISORY FUND):							
109.25	0.00	109.25	0.00	0.00	0.00	109.25	0.00
*****TOTAL FOR FUND-SCC 019 9001 (ACADEMIC BOOSTERS GRANTS):							
769.07	0.00	769.07	0.00	0.00	0.00	769.07	0.00
*****TOTAL FOR FUND-SCC 019 9121 (CENTRAL ELEMENTARY PTO GRANTS):							
2,327.49	82.80	2,410.29	718.29	260.36	149.31	1,542.69	36.00
*****TOTAL FOR FUND-SCC 019 9122 (EASTERN ELEMENTARY PTO GRANTS):							
2,306.18	0.00	2,306.18	100.00	100.00	269.10	1,937.08	16.00
*****TOTAL FOR FUND-SCC 019 9123 (WESTERN ELEMENTARY PTO GRANTS):							
5,176.63	0.00	5,176.63	1,699.50	0.00	0.00	3,477.13	32.83
*****TOTAL FOR FUND-SCC 019 9200 (RICHLAND COUNTY FOUNDATION GRANT PLAYGROUND):							
1,932.00	0.00	1,932.00	0.00	0.00	0.00	1,932.00	0.00

\*\*\* NOTE!! ONLY ACTIVE ACCOUNTS HAVE BEEN SELECTED, TOTALS MAY EXCLUDE AMOUNTS THAT ARE RELATED TO INACTIVE ACCOUNTS. \*\*\*

LEXINGTON LOCAL SCHOOLS  
 Appropriation Account Summary  
 SORTED BY FUND-SCC

FYTD Appropriated	Prior FY Carryover Encumbrances	FYTD Expendable	FYTD Actual Expenditures	MTD Actual Expenditures	Current + Future Encumbrances	FYTD Remaining Balance	FYTD Percent Exp/Enc
*****TOTAL FOR FUND-SCC 019 9201 (RICHLAND COUNTY FOUNDATION GRANT CENTRAL PRID):							
0.00	0.00	0.00	0.00	0.00	0.00	0.00	0.00
*****TOTAL FOR FUND-SCC 019 9202 (RICHLAND COUNTY FOUNDATION GRANT-HENSEL FY15 ):							
0.00	0.00	0.00	0.00	0.00	0.00	0.00	0.00
*****TOTAL FOR FUND-SCC 019 9204 (RICHLAND COUNTY FOUNDATION GRANT-PELPHREY 15 ):							
0.00	0.00	0.00	0.00	0.00	0.00	0.00	0.00
*****TOTAL FOR FUND-SCC 019 9205 (RICHLAND CO FOUNDATION GRANT-STAINED GLASS 16):							
0.00	0.00	0.00	0.00	0.00	0.00	0.00	0.00
*****TOTAL FOR FUND-SCC 019 9206 (RICHLAND CO FOUNDATION GRANT-SEASONAL SCIE 16):							
0.00	0.00	0.00	0.00	0.00	0.00	0.00	0.00
*****TOTAL FOR FUND-SCC 019 9207 (RICHLAND CO FOUNDATION-SCORE COMMON CORE 16):							
0.00	0.00	0.00	0.00	0.00	0.00	0.00	0.00
*****TOTAL FOR FUND-SCC 019 9208 (RICHLAND CO FOUND-BUILD A COMM OF READERS):							
500.00	0.00	500.00	489.68	175.84	0.00	10.32	97.94
*****TOTAL FOR FUND-SCC 019 9209 (RICH CO FOUND-LEARN TO READ FOR A LIFETIME):							
1,199.00	0.00	1,199.00	0.00	0.00	0.00	1,199.00	0.00
*****TOTAL FOR FUND-SCC 019 9210 (RICH CO FOUND-MULTI-SENS APPROACH TO LEARNING):							
831.66	0.00	831.66	0.00	0.00	0.00	831.66	0.00
*****TOTAL FOR FUND-SCC 019 9211 (RICH CO FOUND-BEE AWARENESS):							
672.92	0.00	672.92	0.00	0.00	509.95	162.97	75.78

\*\*\* NOTE!! ONLY ACTIVE ACCOUNTS HAVE BEEN SELECTED, TOTALS MAY EXCLUDE AMOUNTS THAT ARE RELATED TO INACTIVE ACCOUNTS. \*\*\*



LEXINGTON LOCAL SCHOOLS  
 Appropriation Account Summary  
 SORTED BY FUND-SCC

FYTD Appropriated	Prior FY Carryover Encumbrances	FYTD Expendable	FYTD Actual Expenditures	MTD Actual Expenditures	Current + Future Encumbrances	FYTD Remaining Balance	FYTD Percent Exp/Enc
*****TOTAL FOR FUND-SCC 019 9212 (RICH CO FOUND-DONT LET THE PIGEON STOP TALK):							
623.60	0.00	623.60	0.00	0.00	0.00	623.60	0.00
*****TOTAL FOR FUND-SCC 019 9303 (OHIO POWER GRANT (BERRY)):							
0.00	0.00	0.00	0.00	0.00	0.00	0.00	0.00
*****TOTAL FOR FUND-SCC 019 9500 (DOLLAR GENERAL LIT FUND) - YOUTH LIT FY16):							
6.01	0.00	6.01	0.00	0.00	0.00	6.01	0.00
*****TOTAL FOR FUND-SCC 019 9616 (WALMART TEACHER OF THE YEAR-DANIELLE SAVAGE):							
0.00	0.00	0.00	0.00	0.00	0.00	0.00	0.00
*****TOTAL FOR FUND-SCC 022 9601 (OHSAA TOURNAMENT AGENCY FUND):							
58,481.13	0.00	58,481.13	2,037.81	1,957.81	52,999.48	3,443.84	94.11
*****TOTAL FOR FUND-SCC 024 0000 (EMPLOYEE BENEFITS FUND FOR MEDICAL/DENTAL):							
4,363,248.99	0.00	4,363,248.99	1,821,002.21	626,679.00	265,272.06	2,276,974.72	47.81
*****TOTAL FOR FUND-SCC 200 9101 (HIGH SCHOOL ART CLUB):							
93.76	0.00	93.76	0.00	0.00	0.00	93.76	0.00
*****TOTAL FOR FUND-SCC 200 9102 (HIGH SCHOOL DRAMA CLUB):							
15,000.00	0.00	15,000.00	346.35	0.00	250.00	14,403.65	3.98
*****TOTAL FOR FUND-SCC 200 9103 (HIGH SCHOOL MATH CLUB):							
52.70	0.00	52.70	0.00	0.00	0.00	52.70	0.00
*****TOTAL FOR FUND-SCC 200 9104 (HIGH SCHOOL LEADERSHIP COUNCIL):							
853.66	0.00	853.66	203.50	0.00	0.00	650.16	23.84

\*\*\* NOTE!! ONLY ACTIVE ACCOUNTS HAVE BEEN SELECTED, TOTALS MAY EXCLUDE AMOUNTS THAT ARE RELATED TO INACTIVE ACCOUNTS. \*\*\*

LEXINGTON LOCAL SCHOOLS  
 Appropriation Account Summary  
 SORTED BY FUND-SCC

FYTD Appropriated	Prior FY Carryover Encumbrances	FYTD Expendable	FYTD Actual Expenditures	MTD Actual Expenditures	Current + Future Encumbrances	FYTD Remaining Balance	FYTD Percent Exp/Enc
*****TOTAL FOR FUND-SCC 200 9105 (HIGH SCHOOL FRENCH CLUB):							
296.67	0.00	296.67	13.00	0.00	0.00	283.67	4.38
*****TOTAL FOR FUND-SCC 200 9107 (HIGH SCHOOL SPANISH CLUB):							
1,791.60	0.00	1,791.60	552.10	552.10	50.00	1,189.50	33.61
*****TOTAL FOR FUND-SCC 200 9108 (HIGH SCHOOL LEO CLUB):							
3,969.40	0.00	3,969.40	254.29	254.29	1,743.01	1,972.10	50.32
*****TOTAL FOR FUND-SCC 200 9114 (HIGH SCHOOL STUDENT COUNCIL FUND):							
2,000.00	14.17	2,014.17	75.59	56.34	913.58	1,025.00	49.11
*****TOTAL FOR FUND-SCC 200 9115 (HIGH SCHOOL KEY CLUB):							
2,000.00	0.00	2,000.00	91.30	91.30	0.00	1,908.70	4.57
*****TOTAL FOR FUND-SCC 200 9116 (HIGH SCHOOL CHESS CLUB):							
362.00	0.00	362.00	0.00	0.00	0.00	362.00	0.00
*****TOTAL FOR FUND-SCC 200 9119 (HIGH SCHOOL YEARBOOK FUND):							
35,000.00	8,353.70	43,353.70	0.00	0.00	8,353.70	35,000.00	19.27
*****TOTAL FOR FUND-SCC 200 9120 (HIGH SCHOOL JOURNALISM FUND):							
0.00	0.00	0.00	0.00	0.00	0.00	0.00	0.00
*****TOTAL FOR FUND-SCC 200 9121 (HIGH SCHOOL NATIONAL HONOR SOCIETY):							
1,773.94	0.00	1,773.94	385.00	0.00	600.00	788.94	55.53
*****TOTAL FOR FUND-SCC 200 9160 (HIGH SCHOOL GERMAN CLUB):							
45.00	0.00	45.00	45.00	0.00	0.00	0.00	100.00

\*\*\* NOTE!! ONLY ACTIVE ACCOUNTS HAVE BEEN SELECTED, TOTALS MAY EXCLUDE AMOUNTS THAT ARE RELATED TO INACTIVE ACCOUNTS. \*\*\*

LEXINGTON LOCAL SCHOOLS  
 Appropriation Account Summary  
 SORTED BY FUND-SCC

FYTD Appropriated	Prior FY Carryover Encumbrances	FYTD Expendable	FYTD Actual Expenditures	MTD Actual Expenditures	Current + Future Encumbrances	FYTD Remaining Balance	FYTD Percent Exp/Enc
*****TOTAL FOR FUND-SCC 200 9201 (JUNIOR HIGH ART CLUB):							
113.99	0.00	113.99	0.00	0.00	0.00	113.99	0.00
*****TOTAL FOR FUND-SCC 200 9204 (JUNIOR HIGH STUDENT COUNCIL FUND):							
1,153.54	0.00	1,153.54	150.00	150.00	50.00	953.54	17.34
*****TOTAL FOR FUND-SCC 200 9205 (JUNIOR HIGH LIBRARY CLUB):							
77.65	0.00	77.65	0.00	0.00	0.00	77.65	0.00
*****TOTAL FOR FUND-SCC 200 9301 (EASTERN ELEMENTARY STUDENT ACTIVITY FUND):							
2,318.41	0.00	2,318.41	0.00	0.00	700.00	1,618.41	30.19
*****TOTAL FOR FUND-SCC 200 9401 (CENTRAL ELEMENTARY STUDENT ACTIVITY FUND):							
382.69	0.00	382.69	0.00	0.00	0.00	382.69	0.00
*****TOTAL FOR FUND-SCC 200 9611 (HIGH SCHOOL INFORMED TEENS FUND):							
250.00	0.00	250.00	0.00	0.00	0.00	250.00	0.00
*****TOTAL FOR FUND-SCC 200 9612 (JUNIOR HIGH INFORMED TEENS FUND):							
499.67	0.00	499.67	0.00	0.00	0.00	499.67	0.00
*****TOTAL FOR FUND-SCC 300 9106 (HIGH SCHOOL INTRAMURALS):							
0.00	0.00	0.00	0.00	0.00	0.00	0.00	0.00
*****TOTAL FOR FUND-SCC 300 9115 (JAZZ BAND):							
2,000.00	0.00	2,000.00	0.00	0.00	0.00	2,000.00	0.00
*****TOTAL FOR FUND-SCC 300 9116 (CHOIR):							
1,259.80	0.00	1,259.80	0.00	0.00	250.00	1,009.80	19.84

\*\*\* NOTE!! ONLY ACTIVE ACCOUNTS HAVE BEEN SELECTED, TOTALS MAY EXCLUDE AMOUNTS THAT ARE RELATED TO INACTIVE ACCOUNTS. \*\*\*

LEXINGTON LOCAL SCHOOLS  
 Appropriation Account Summary  
 SORTED BY FUND-SCC

FYTD Appropriated	Prior FY Carryover Encumbrances	FYTD Expendable	FYTD Actual Expenditures	MTD Actual Expenditures	Current + Future Encumbrances	FYTD Remaining Balance	FYTD Percent Exp/Enc
*****TOTAL FOR FUND-SCC 300 9206 (JUNIOR HIGH PHYS ED DEPARTMENT FUND):							
5,813.17	0.00	5,813.17	940.85	335.28	2,180.21	2,692.11	53.69
*****TOTAL FOR FUND-SCC 300 9210 (JR HIGH INSTRUMENTAL):							
41.03	0.00	41.03	0.00	0.00	0.00	41.03	0.00
*****TOTAL FOR FUND-SCC 300 9600 (ATHLETIC FUND):							
216,155.00	400.00	216,555.00	133,467.99	38,125.54	73,005.31	10,001.70	95.38
*****TOTAL FOR FUND-SCC 300 9601 (ATHLETIC TOURNAMENT FUND):							
0.00	0.00	0.00	0.00	0.00	0.00	0.00	0.00
*****TOTAL FOR FUND-SCC 300 9602 (ORCHESTRA):							
63.22	0.00	63.22	0.00	0.00	0.00	63.22	0.00
*****TOTAL FOR FUND-SCC 300 9603 (ELEMENTARY MUSIC):							
1,139.88	0.00	1,139.88	0.00	0.00	0.00	1,139.88	0.00
*****TOTAL FOR FUND-SCC 300 9605 (BAND):							
232.95	0.00	232.95	0.00	0.00	0.00	232.95	0.00
*****TOTAL FOR FUND-SCC 451 9013 (NETWORK CONNECTIVITY - FY 2013):							
0.00	0.00	0.00	0.00	0.00	0.00	0.00	0.00
*****TOTAL FOR FUND-SCC 451 9015 (Network Connectivity FY 2015):							
0.00	0.00	0.00	0.00	0.00	0.00	0.00	0.00
*****TOTAL FOR FUND-SCC 451 9016 (Network Connectivity FY 2016):							
9,000.00	0.00	9,000.00	4,500.00	0.00	4,500.00	0.00	100.00

\*\*\* NOTE!! ONLY ACTIVE ACCOUNTS HAVE BEEN SELECTED, TOTALS MAY EXCLUDE AMOUNTS THAT ARE RELATED TO INACTIVE ACCOUNTS. \*\*\*

LEXINGTON LOCAL SCHOOLS  
 Appropriation Account Summary  
 SORTED BY FUND-SCC

FYTD Appropriated	Prior FY Carryover Encumbrances	FYTD Expendable	FYTD Actual Expenditures	MTD Actual Expenditures	Current + Future Encumbrances	FYTD Remaining Balance	FYTD Percent Exp/Enc
*****TOTAL FOR FUND-SCC 451 9017 (Network Connectivity FY 2017):							
0.00	0.00	0.00	0.00	0.00	0.00	0.00	0.00
*****TOTAL FOR FUND-SCC 499 9101 (STATE GRANT 2001 READING IMPROV. INCENT-CENTRA):							
0.00	0.00	0.00	0.00	0.00	0.00	0.00	0.00
*****TOTAL FOR FUND-SCC 506 9012 (RACE TO THE TOP GRANT FY12):							
0.00	0.00	0.00	0.00	0.00	0.00	0.00	0.00
*****TOTAL FOR FUND-SCC 506 9013 (RACE TO THE TOP GRANT FY13):							
0.00	0.00	0.00	0.00	0.00	0.00	0.00	0.00
*****TOTAL FOR FUND-SCC 506 9014 (RACE TO THE TOP GRANT FY14):							
0.00	0.00	0.00	0.00	0.00	0.00	0.00	0.00
*****TOTAL FOR FUND-SCC 506 9015 (RACE TO THE TOP GRANT FY15):							
0.00	0.00	0.00	0.00	0.00	0.00	0.00	0.00
*****TOTAL FOR FUND-SCC 506 9913 (OHIO RESIDENT EDUCATOR PROGRAM):							
0.00	0.00	0.00	0.00	0.00	0.00	0.00	0.00
*****TOTAL FOR FUND-SCC 506 9914 (OHIO RESIDENT EDUCATOR PROGRAM):							
0.00	0.00	0.00	0.00	0.00	0.00	0.00	0.00
*****TOTAL FOR FUND-SCC 516 9013 (IDEA-B SPECIAL EDUCATION FY13):							
0.00	0.00	0.00	0.00	0.00	0.00	0.00	0.00
*****TOTAL FOR FUND-SCC 516 9014 (IDEA-B SPECIAL EDUCATION FY14):							
0.00	0.00	0.00	0.00	0.00	0.00	0.00	0.00

\*\*\* NOTE!! ONLY ACTIVE ACCOUNTS HAVE BEEN SELECTED, TOTALS MAY EXCLUDE AMOUNTS THAT ARE RELATED TO INACTIVE ACCOUNTS. \*\*\*

LEXINGTON LOCAL SCHOOLS  
 Appropriation Account Summary  
 SORTED BY FUND-SCC

FYTD Appropriated	Prior FY Carryover Encumbrances	FYTD Expendable	FYTD Actual Expenditures	MTD Actual Expenditures	Current + Future Encumbrances	FYTD Remaining Balance	FYTD Percent Exp/Enc
*****TOTAL FOR FUND-SCC 516 9015 (IDEA-B SPECIAL EDUCATION FY15):							
0.00	0.00	0.00	0.00	0.00	0.00	0.00	0.00
*****TOTAL FOR FUND-SCC 516 9016 (IDEA-B SPECIAL EDUCATION FY16):							
19,115.15	1,201.65	20,316.80	20,316.80	0.00	0.00	0.00	100.00
*****TOTAL FOR FUND-SCC 516 9017 (IDEA-B SPECIAL EDUCATION FY17):							
425,089.03	0.00	425,089.03	111,753.47	53,705.75	147,113.53	166,222.03	60.90
*****TOTAL FOR FUND-SCC 551 9013 (TITLE III LEP FY13):							
0.00	0.00	0.00	0.00	0.00	0.00	0.00	0.00
*****TOTAL FOR FUND-SCC 572 9013 (TITLE I TARGETED ASSISTANCE FY13):							
0.00	0.00	0.00	0.00	0.00	0.00	0.00	0.00
*****TOTAL FOR FUND-SCC 572 9014 (TITLE I FY14):							
0.00	0.00	0.00	0.00	0.00	0.00	0.00	0.00
*****TOTAL FOR FUND-SCC 572 9015 (TITLE I FY15):							
0.00	0.00	0.00	0.00	0.00	0.00	0.00	0.00
*****TOTAL FOR FUND-SCC 572 9016 (TITLE I FY16):							
38,374.50	2,400.00	40,774.50	40,774.50	0.00	0.00	0.00	100.00
*****TOTAL FOR FUND-SCC 572 9017 (TITLE I FY17):							
419,398.17	0.00	419,398.17	52,821.12	22,240.36	1,111.00	365,466.05	12.86
*****TOTAL FOR FUND-SCC 587 9015 (EARLY CHILDHOOD SPECIAL EDUCATION IDEA FY15):							
0.00	0.00	0.00	0.00	0.00	0.00	0.00	0.00

\*\*\* NOTE!! ONLY ACTIVE ACCOUNTS HAVE BEEN SELECTED, TOTALS MAY EXCLUDE AMOUNTS THAT ARE RELATED TO INACTIVE ACCOUNTS. \*\*\*

LEXINGTON LOCAL SCHOOLS  
 Appropriation Account Summary  
 SORTED BY FUND-SCC

FYTD Appropriated	Prior FY Carryover Encumbrances	FYTD Expendable	FYTD Actual Expenditures	MTD Actual Expenditures	Current + Future Encumbrances	FYTD Remaining Balance	FYTD Percent Exp/Enc
*****TOTAL FOR FUND-SCC 587 9016 (EARLY CHILDHOOD SPECIAL EDUCATION IDEA FY16):							
0.00	0.00	0.00	0.00	0.00	0.00	0.00	0.00
*****TOTAL FOR FUND-SCC 587 9017 (EARLY CHILDHOOD SPECIAL EDUCATION IDEA FY17):							
4,042.14	0.00	4,042.14	302.21	0.00	487.02	3,252.91	19.53
*****TOTAL FOR FUND-SCC 590 9013 (TITLE II-A IMPROVING TEACHER QUALITY FY13):							
0.00	0.00	0.00	0.00	0.00	0.00	0.00	0.00
*****TOTAL FOR FUND-SCC 590 9014 (TITLE II-A IMPROVING TEACHER QUALITY FY14):							
0.00	0.00	0.00	0.00	0.00	0.00	0.00	0.00
*****TOTAL FOR FUND-SCC 590 9015 (TITLE II-A IMPROVING TEACHER QUALITY FY15):							
0.00	0.00	0.00	0.00	0.00	0.00	0.00	0.00
*****TOTAL FOR FUND-SCC 590 9016 (TITLE II-A IMPROVING TEACHER QUALITY FY16):							
0.00	0.00	0.00	0.00	0.00	0.00	0.00	0.00
*****TOTAL FOR FUND-SCC 590 9017 (TITLE II-A IMPROVING TEACHER QUALITY FY17):							
41,441.30	0.00	41,441.30	12,783.40	6,391.70	0.00	28,657.90	30.85
*****TOTAL FOR FUND-SCC 599 9013 (NATIONAL SCHOOL LUNCH EXPANSION GRANT FY13):							
0.00	0.00	0.00	0.00	0.00	0.00	0.00	0.00
*****TOTAL FOR FUND-SCC 599 9015 (CHILD NUTRITION - TEAM NUTRITION GRANT):							
0.00	0.00	0.00	0.00	0.00	0.00	0.00	0.00
*****GRAND TOTALS:							
30,101,949.41	191,181.67	30,293,130.00	10,463,691.01	2,887,466.40	2,552,944.68	17,276,494.39	42.97

\*\*\* NOTE!! ONLY ACTIVE ACCOUNTS HAVE BEEN SELECTED, TOTALS MAY EXCLUDE AMOUNTS THAT ARE RELATED TO INACTIVE ACCOUNTS. \*\*\*