

LEXINGTON LOCAL SCHOOLS



FINANCIAL REPORT
FOR THE PERIOD ENDING
MAY 31, 2017

PREPARED BY
JASON WHITESEL, TREASURER

DATE: 06/02/2017
 TIME: 12:29

LEXINGTON LOCAL SCHOOLS
 CASH RECONCILIATION AS OF 05/31/2017

PAGE: 1
 (USAEMSED)

	SUB-TOTALS	TOTALS
	-----	-----
Gross Depository Balances:		
RICHLAND BANK MMA 5719	\$ 4,038,246.61	
RICHLAND BANK SWEEP ACCT 3520	1,905,030.96	
RICHLAND BANK GENERAL ACCT 0580	301,305.00	
RICHLAND BANK ANTHEM SWEEP 3523	633,072.58	
RICHLAND BANK EE BENEFITS 3180	0.00	
RICHLAND BANK PAYROLL ACCT 9780	3,580.24	
RICHLAND BANK ATHLETIC ACCT 3280	4,310.00	

Total Depository Balances (Gross)		\$ 6,885,545.39
Adjustments to Bank Balance:		
Cash in Transit to Bank	\$ 1,605.00	
Outstanding Checks	68,967.21-	
Adjustments	696.16-	
Municipal Income Tax -\$696.26		
Bank Error \$0.10		

Total Adjustments to Bank Balance		68,058.37-
Investments:		
Treasury Bonds and Notes	\$ 1,075,284.50	
Certificate of Deposits	2,925,000.00	
Other Securities	0.00	
Other Investments:		
Richland Bank - Money Market	50,800.59	

Total Investments		4,051,085.09
Cash on Hand:		
Petty Cash:		
TREASURER'S OFFICE	\$ 100.00	
HIGH SCHOOL	50.00	
JUNIOR HIGH SCHOOL	50.00	
EASTERN, CENTRAL, WESTERN	150.00	
Change Cash:		
ATHLETIC CHANGE	\$ 3,000.00	
JUNIOR HIGH SCHOOL	100.00	
Cash with Fiscal Agent	0.00	

Total Cash on Hand		3,450.00

Total Balances		\$ 10,872,022.11
		=====
Total Fund Balance		\$ 10,872,022.11
		=====
Depository Clearance Accounts:		

Total Clearance Account Balances		\$ 0.00

May 01, 2017 To May 31, 2017

Account Name : Lexington Local SD Managing Agency

Account No : 5750

Summary Of Investment Holdings

Quantity	Description			Unit Value	Market Value	Tax Cost	Estimated Ann Inc	Yield To Mkt
<u>Money Market - Taxable</u>								
50,800.59	Northern Instl Government Select Portfolio			1.0000	50,800.59	50,800.59	294.64	0.58%
Totals					50,800.59	50,800.59	294.64	0.58%
<u>Marketable CD</u>								
100,000	Transportation Alliance Bk	0.800%	07/05/2017	100.0095	100,009.50	100,000.00	800.00	0.80%
200,000	Apple Bank for Savings NY	0.850%	10/06/2017	100.0175	200,035.00	200,000.00	1,700.00	0.85%
200,000	Wells Fargo Bank NA	1.000%	12/06/2017	100.0102	200,020.40	200,000.00	2,000.00	1.00%
150,000	Comenity Capital Bank	1.150%	08/29/2018	99.5580	149,337.00	150,000.00	1,725.00	1.16%
200,000	Franklin Synergy Bank	1.100%	10/09/2018	99.9427	199,885.40	200,000.00	2,200.00	1.10%
200,000	Farm Bureau Bank NV	1.100%	12/17/2018	99.5704	199,140.80	200,000.00	2,200.00	1.10%
150,000	Ally Bank Midvale UT	1.450%	02/11/2019	100.3213	150,481.95	150,000.00	2,175.00	1.45%
200,000	Capital One Bank USA	1.200%	08/12/2019	98.8964	197,792.80	200,000.00	2,400.00	1.21%
100,000	First Financial NW Inc WA	1.450%	08/19/2019	99.6777	99,677.70	100,000.00	1,450.00	1.45%
200,000	Abacus Federal Svgs Bk NY	1.250%	09/17/2019	99.1366	198,273.20	200,000.00	2,500.00	1.26%
200,000	Alma Bank NY	1.300%	06/10/2020	98.3931	196,786.20	200,000.00	2,600.00	1.32%
150,000	Community Fin'l Svcs Bk KY	1.500%	08/19/2020	98.8299	148,244.85	150,000.00	2,250.00	1.52%
175,000	Unison Bank	1.500%	11/25/2020	100.3575	175,625.63	175,000.00	2,625.00	1.49%
200,000	Goldman Sachs Bank USA	1.865%	02/17/2021	99.6443	199,288.60	200,000.00	3,730.42	1.87%
200,000	MB Financial Bank NA	1.400%	03/30/2021	99.7522	199,504.40	200,000.00	2,800.00	1.40%
100,000	BankVista Sartell MN	1.400%	04/06/2021	97.8905	97,890.50	100,000.00	1,400.00	1.43%
200,000	Bank of Santa Clarita CA	1.400%	04/15/2021	97.8637	195,727.40	200,000.00	2,800.00	1.43%
Totals					2,907,721.33	2,925,000.00	37,355.42	1.28%
<u>U.S. Govt Agy/Exempt State</u>								
125,000	FHLB	1.050%	06/04/2018	99.7639	124,704.88	124,987.50	1,312.50	1.05%
150,000	FHLB	1.000%	08/28/2018	99.6371	149,455.65	150,000.00	1,500.00	1.00%
Totals					274,160.53	274,987.50	2,812.50	1.03%

May 01, 2017 To May 31, 2017

Account Name : Lexington Local SD Managing Agency

Account No : 5750

Summary Of Investment Holdings

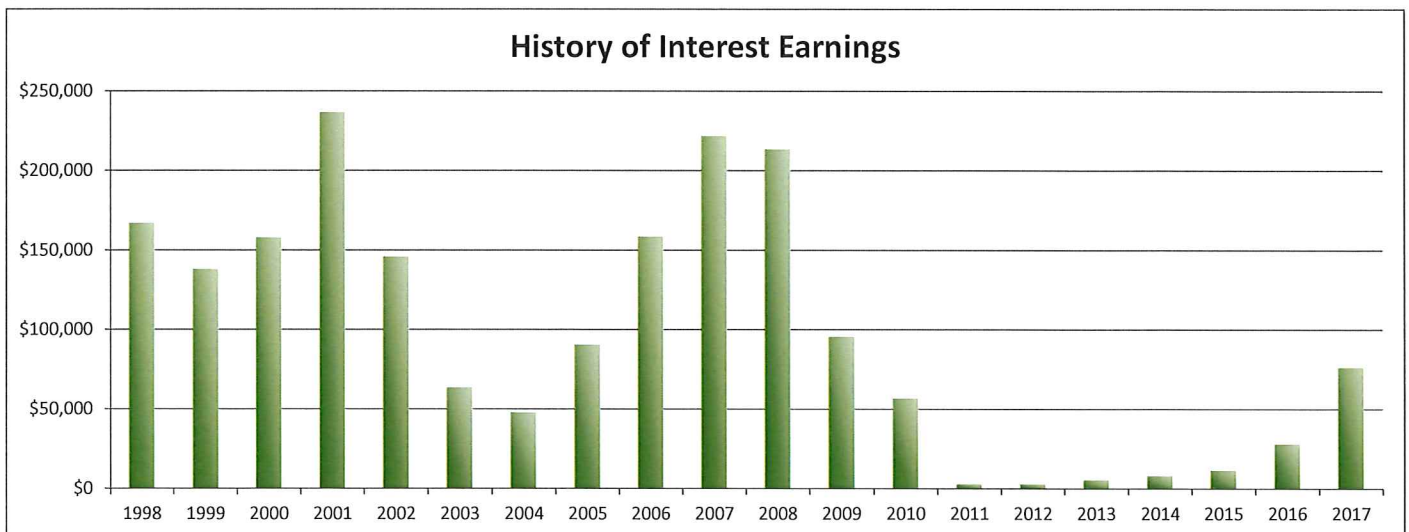
Quantity	Description			Unit Value	Market Value	Tax Cost	Estimated Ann Inc To Mkt	Yield
<u>U.S. Govt Agy/Nonexempt State</u>								
300,000	FHLMC	1.350%	03/29/2019	99.7515	299,254.50	300,297.00	4,050.00	1.35%
200,000	FHLMC	1.300%	10/25/2019	98.9801	197,960.20	200,000.00	2,600.00	1.31%
300,000	FNMA	1.300%	07/28/2020	97.6575	292,972.50	300,000.00	3,900.00	1.33%
<i>Totals</i>					790,187.20	800,297.00	10,550.00	1.34%
<i>Grand Total</i>					4,022,869.65	4,051,085.09	51,012.56	1.27%

LEXINGTON LOCAL SCHOOLS
INVESTMENT REPORT FOR THE MONTH ENDING
MAY 31, 2017

INTEREST EARNED:	THIS MONTH	FISCAL YEAR TO DATE
Richland Bank, General Sweep	\$1,690.25	\$8,867.24
Richland Bank, General MMA	\$3,085.48	\$21,796.19
Richland Bank, Anthem Sweep	\$284.36	\$2,251.80
Star Ohio	\$0.00	\$0.00
CDs, Bonds, and other investments	\$2,253.39	\$43,375.53
TOTAL INTEREST RECEIVED	\$7,313.48	\$76,290.76

History of Interest Earnings	Fiscal Year	Interest Earnings
	1998	\$ 167,057.52
	1999	\$ 138,113.69
	2000	\$ 157,991.72
	2001	\$ 236,839.79
	2002	\$ 146,052.34
	2003	\$ 63,712.36
	2004	\$ 47,970.95
	2005	\$ 90,719.94
	2006	\$ 158,724.51
	2007	\$ 221,998.86
	2008	\$ 213,660.34
	2009	\$ 95,639.63
	2010	\$ 56,860.22
	2011	\$ 3,001.78
	2012	\$ 3,090.00
	2013	\$ 5,758.97
	2014	\$ 8,349.92
	2015	\$ 11,765.22
	2016	\$ 28,300.22
FISCAL Year To Date	2017	\$76,290.76

Total Interest Earnings 1998 to Present	\$ 1,931,898.74
--	------------------------



Processing Month: May 2017

(FINSUM)

LEXINGTON LOCAL SCHOOLS

Fnd	Sec	Description	Beginning Balance	MTD Revenues	FYTD Revenues	MTD Expenditures	FYTD Expenditures	Current Available Balance
001	0000	GENERAL FUND	8,934,264.87	928,459.04	22,067,494.79	1,977,346.21	21,107,516.01	9,894,243.65
001	9412	GENERAL BUDGET RESERVE SE	87,928.97	.00	.00	.00	.00	87,928.97
002	0000	BOND RETIREMENT FUND	1,925.89	.00	.00	.00	.00	1,925.89
003	0000	PERMANENT IMPROVEMENT FUN	117,720.48	143.45	648,471.10	436.67	709,782.92	56,408.66
006	0000	FOOD SERVICE FUND	2,553.42	57,884.94	674,365.18	61,936.55	701,210.90	24,292.30
007	9100	LEXINGTON MINUTEMEN ACADE	18,506.86	117.78	1,316.24	.00	5,000.00	14,823.10
007	9800	TERRY McCAMMON SCHOLARSHI	13,585.20	9.39	99.41	.00	.00	13,684.61
007	9801	MINUTEMAN ALUMNI SCHOLARS	1,995.46	.00	13.23	2,008.69	2,008.69	.00
018	9100	HIGH SCHOOL PRINCIPAL'S F	1,149.62	348.04	11,603.20	89.96	3,694.27	9,058.55
018	9200	JUNIOR HIGH PRINCIPAL'S F	2,815.47	28.00	6,977.00	6,100.30	7,991.31	1,801.16
018	9300	EASTERN PRINCIPAL'S FUND	5,640.18	2,750.23	10,049.94	1,600.13	6,093.54	9,596.58
018	9301	EASTERN ELEMENTARY BOOKFA	11,356.99	3,743.46	3,743.46	639.31	1,113.82	13,986.63
018	9302	EASTERN ELEMENTARY MATH	1,181.16	.00	.00	.00	.00	1,181.16
018	9400	CENTRAL PRINCIPAL'S FUND	10,210.91	358.50	6,697.74	2,931.00	9,132.07	7,776.58
018	9401	CENTRAL ELEMENTARY BOOKFA	2,358.24	1,142.48	5,727.26	844.12	4,384.22	3,701.28
018	9402	CENTRAL ELEMENTARY ART	746.00	1,750.00	1,750.00	1,387.00	1,387.00	1,109.00
018	9500	WESTERN PRINCIPAL'S FUND	8,206.02	999.00	9,511.37	614.65	5,755.45	11,961.94
018	9501	WESTERN ELEMENTARY BOOKFA	1,351.85	1,187.37	6,252.77	1,129.39	4,618.07	2,986.55
018	9503	WESTERN ELEMENTARY ART	402.42	1,900.00	1,900.00	.00	.00	2,302.42
018	9901	JUNIOR HIGH TEACHER ADVIS	109.25	.00	.00	.00	.00	109.25
019	9001	ACADEMIC BOOSTERS GRANTS	769.07	.00	.00	.00	.00	769.07
019	9121	CENTRAL ELEMENTARY PTO GR	671.29	17.26	2,145.33	360.88	2,011.87	804.75
019	9122	EASTERN ELEMENTARY PTO GR	567.18	17.27	2,345.36	.00	669.10	2,243.44
019	9123	WESTERN ELEMENTARY PTO GR	3,437.63	17.27	2,145.37	.00	1,699.50	3,883.50
019	9200	RICHLAND COUNTY FOUNDATIO	1,932.00	.00	.00	.00	1,732.00	200.00
019	9208	RICHLAND CO FOUND-BUILD A	.00	.00	500.00	.00	489.68	10.32
019	9209	RICH CO FOUND-LEARN TO RE	.00	.00	1,199.00	.00	1,139.05	59.95
019	9210	RICH CO FOUND-MULTI-SENS	.00	.00	831.66	.00	831.20	.46
019	9211	RICH CO FOUND-BEE AWARENE	.00	.00	672.92	.00	655.34	17.58
019	9212	RICH CO FOUND-DONT LET TH	.00	.00	623.60	.00	604.43	19.17
019	9500	DOLLAR GENERAL LIT FOUND	6.01	.00	.00	.00	6.01	.00
022	9601	OHSAA TOURNAMENT AGENCY F	144.13	30,594.32	69,860.69	11,237.39	49,169.83	20,834.99
024	0000	EMPLOYEE BENEFITS FUND FD	791,621.99	387,308.78	4,253,385.86	5,155.91	4,411,935.27	633,072.58
200	9101	HIGH SCHOOL ART CLUB	93.76	.00	.00	.00	.00	93.76
200	9102	HIGH SCHOOL DRAMA CLUB	14,103.46	.00	28,008.00	1,437.72	12,085.94	30,025.52
200	9103	HIGH SCHOOL MATH CLUB	52.70	.00	.00	.00	.00	52.70
200	9104	HIGH SCHOOL LEADERSHIP CO	453.66	.00	2,906.00	260.71	2,845.21	414.45
200	9105	HIGH SCHOOL FRENCH CLUB	131.67	.00	240.00	.00	194.30	177.37
200	9107	HIGH SCHOOL SPANISH CLUB	751.60	10.00	790.00	.00	766.63	774.97
200	9108	HIGH SCHOOL LEO CLUB	3,122.40	.00	1,556.06	.00	1,729.58	2,948.88
200	9114	HIGH SCHOOL STUDENT COUNC	3,027.08	410.28	871.69	742.00	1,021.79	2,876.98
200	9115	HIGH SCHOOL KEY CLUB	1,849.02	.00	365.50	.00	446.90	1,767.62
200	9116	HIGH SCHOOL CHESS CLUB	271.00	.00	50.00	.00	.00	321.00
200	9119	HIGH SCHOOL YEARBOOK FUND	39,285.55	4,279.00	14,919.00	.00	4,372.41	49,832.14
200	9120	HIGH SCHOOL JOURNALISM FU	1,089.44	.00	.00	352.00	424.00	665.44
200	9121	HIGH SCHOOL NATIONAL HONO	655.94	200.00	2,766.07	.00	2,780.80	641.21

FINANCIAL SUMMARY REPORT
 Processing Month: May 2017
 LEXINGTON LOCAL SCHOOLS

Fnd	Sec	Description	Beginning Balance	MTD Revenues	FYTD Revenues	MTD Expenditures	FYTD Expenditures	Current Available Balance
200	9160	HIGH SCHOOL GERMAN CLUB	45.00	.00	.00	.00	45.00	.00
200	9201	JUNIOR HIGH ART CLUB	113.99	.00	275.64	.00	.00	389.63
200	9204	JUNIOR HIGH STUDENT COUNC	29.54	111.00	721.00	.00	454.04	296.50
200	9205	JUNIOR HIGH LIBRARY CLUB	77.65	.00	553.50	.00	.00	631.15
200	9301	EASTERN ELEMENTARY STUDEN	479.41	448.31	2,445.18	265.92	2,195.70	728.89
200	9401	CENTRAL ELEMENTARY STUDEN	382.69	.00	.00	382.69	382.69	.00
200	9611	HIGH SCHOOL INFORMED TEEN	842.26	200.00	146.37	.00	.00	988.63
200	9612	JUNIOR HIGH INFORMED TEEN	24.67	305.90	435.15	305.90	305.90	153.92
300	9115	JAZZ BAND	1,569.81	.00	2,438.00	.00	1,680.00	2,327.81
300	9116	CHOIR	1,159.80	.00	50.00	216.92	307.60	902.20
300	9206	JUNIOR HIGH PHYS ED DEPAR	2,413.17	260.00	2,640.00	.00	2,492.49	2,560.68
300	9210	JR HIGH INSTRUMENTAL	41.03	.00	.00	.00	.00	41.03
300	9600	ATHLETIC FUND	19,748.85	8,386.49	242,760.59	15,804.94	246,754.08	15,755.36
300	9602	ORCHESTRA	63.22	.00	.00	.00	.00	63.22
300	9603	ELEMENTARY MUSIC	1,139.88	222.50	222.50	.00	.00	1,362.38
300	9605	BAND	232.95	.00	.00	.00	.00	232.95
451	9017	Network Connectivity FY 2	.00	.00	9,000.00	.00	9,000.00	.00
516	9016	IDEA-B SPECIAL EDUCATION	14,415.99	.00	5,900.81	.00	20,316.80	.00
516	9017	IDEA-B SPECIAL EDUCATION	.00	23,627.11	310,867.97	21,433.71	321,003.86	10,135.89-
572	9016	TITLE I FY16	6,969.06	.00	33,805.44	.00	40,774.50	.00
572	9017	TITLE I FY17	.00	49,599.58	237,235.36	25,108.03	244,020.01	6,784.65-
587	9017	EARLY CHILDHOOD SPECIAL E	.00	40.81	1,664.52	293.23	1,957.75	293.23-
590	9017	TITLE II-A IMPROVING TEAC	.00	.00	41,215.59	.00	41,215.59	.00
Grand Total All Funds			10,137,794.81	1,506,877.56	28734,432.42	2,140,421.93	28000,205.12	10872,022.11
Total Invested Funds			.00					

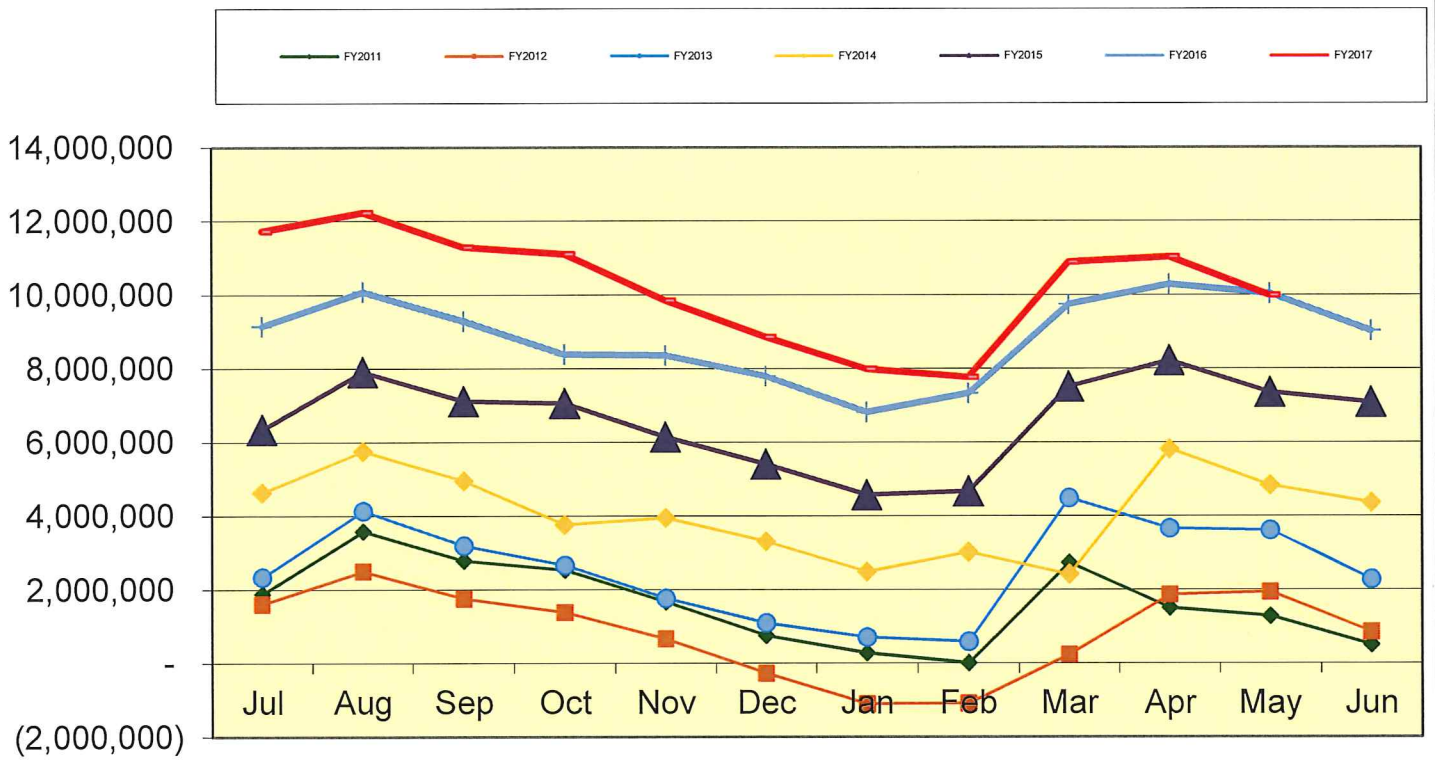
SCHOOL DISTRICT: LEXINGTON LOCAL SCHOOLS IRN # 049437 COUNTY: RICHLAND FISCAL YEAR: 2017 MONTH: 05

	MONTHLY ESTIMATE	MONTHLY ACTUAL	MONTHLY DIFFERENCE	FISCAL YTD ESTIMATE	FISCAL YTD ACTUAL	FISCAL YTD DIFFERENCE
REVENUES						
01.010 General Property (Real Estate)	3,000	2,727	273-	10,636,151	10,725,041	88,890
01.020 Tangible Personal Property Tax	0	0	0	500,135	499,419	716-
01.030 Income Tax	0	0	0	0	0	0
01.035 Unrestricted Grants-in-Aid	815,000	813,441	1,559-	9,131,000	9,169,875	38,875
01.040 Restricted Grants-in-Aid	4,800	9,268	4,468	68,679	73,039	4,360
01.045 Restricted Grants-in-Aid - SFSF	0	0	0	0	0	0
01.050 Property Tax Allocation	824,886	0	824,886-	1,747,886	935,437	812,449-
01.060 All Other Operating Revenue	25,000	70,102	45,102	420,500	586,777	166,277
01.070 Total Revenue	1,672,686	895,538	777,148-	22,504,351	21,989,588	514,763-
OTHER FINANCING SOURCES						
02.010 Proceeds from Sale of Notes	0	0	0	0	0	0
02.020 State Emergency Loans & Advancements (Approved)	0	0	0	0	0	0
02.040 Operating Transfers-In	0	0	0	0	0	0
02.050 Advances-In	0	0	0	0	0	0
02.060 All Other Financing Sources	24,000	32,921	8,921	70,000	77,906	7,906
02.070 Total Other Financing Sources	24,000	32,921	8,921	70,000	77,906	7,906
02.090 Total Revenues and Other Financing Sources	1,696,686	928,459	768,227-	22,574,351	22,067,494	506,857-
EXPENDITURES						
03.010 Personal Services	1,000,000	992,543	7,457-	11,032,695	10,976,561	56,134-
03.020 Employees' Retirement/Insurance Benefits	465,000	486,677	1,677	5,210,000	5,163,277	46,723-
03.030 Purchased Services	450,000	446,184	3,816-	3,525,000	3,600,010	75,010
03.040 Supplies and Materials	30,000	35,359	5,359	635,000	675,891	40,891
03.050 Capital Outlay	15,000	3,870	11,130-	125,412	91,731	33,681-
03.060 Intergovernmental	0	0	0	0	0	0
04.010 Debt Service: All Principal (Historical)	0	0	0	0	0	0
04.020 Debt Service: Principal - Notes	0	0	0	0	0	0
04.030 Debt Service: Principal - State Loans	0	0	0	0	0	0
04.040 Debt Service: Principal - State Advancements	0	0	0	0	0	0
04.050 Debt Service: Principal - HB 264 Loans	0	0	0	0	0	0
04.055 Debt Service: Principal - Other	0	0	0	0	0	0
04.060 Debt Service: Interest and Fiscal Charges	0	0	0	0	0	0
04.300 Other Objects	9,000	12,713	3,713	307,800	300,046	7,754-
04.500 Total Expenditures	1,989,000	1,977,346	11,654-	20,835,907	20,907,516	28,391-
OTHER FINANCING USES						
05.010 Operating Transfers - Out	0	0	0	300,000	300,000	0
05.020 Advances - Out	0	0	0	0	0	0
05.030 All Other Financing Uses	0	0	0	0	0	0
05.040 Total Other Financing Uses	0	0	0	300,000	300,000	0
05.050 Total Expenditure and Other Financing Uses	1,989,000	1,977,346	11,654-	21,135,907	21,107,516	28,391-
06.010 Excess Rev & Oth Financing Sources over(under) Exp &	292,314-	1,048,887-	756,573-	1,438,444	959,978	478,466-
07.010 Beginning Cash Balance	10,752,952	11,031,059	278,107	9,022,194	9,022,194	0
07.020 Ending Cash Balance	10,460,638	9,982,172	478,466-	10,460,638	9,982,172	478,466-
08.010 Outstanding Encumbrances	450,000	505,570	55,570	450,000	505,570	55,570

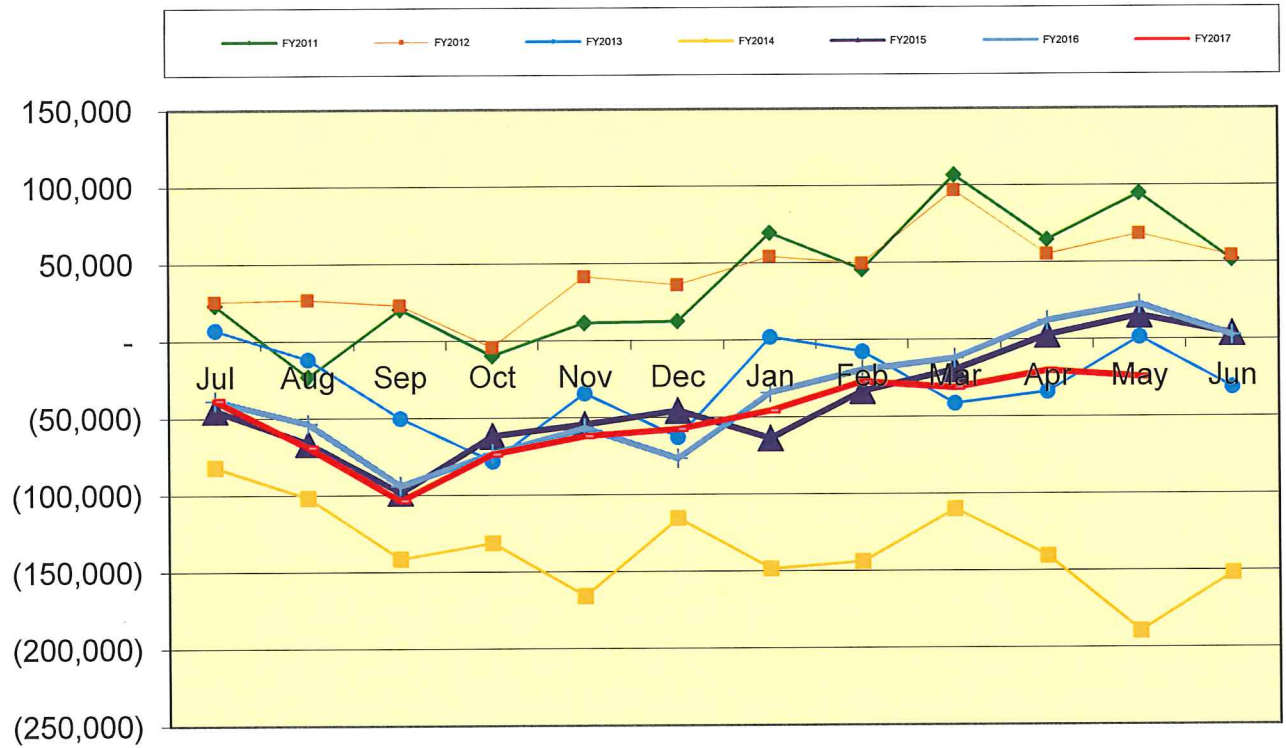
**LEXINGTON LOCAL SCHOOL DISTRICT
GENERAL FUND ONLY 2016-17
SUMMARY OF RECEIPTS AND EXPENDITURES - FIVE YEAR FORECAST FORMAT**

LINE	DESCRIPTION	5/31/2017	FISCAL YEAR TO DATE Estimate	FISCAL YEAR TO DATE Actual	VARIANCE Estimate vs. Actual	PERCENT of VARIANCE
LINE 7.010	BEGINNING CASH BALANCE		\$ 9,022,194			
REVENUES						
LINE 1.010	Real Estate Tax	\$ 10,636,151	\$ 10,725,041	\$88,890	0.84%	
LINE 1.020	Personal Property Tax	\$ 500,135	\$ 499,419	(\$716)	-0.14%	
LINE 1.030	Income Tax	\$ -	\$ -	\$0		
LINE 1.035	State Funding	\$ 9,131,000	\$ 9,169,875	\$38,875	0.43%	
LINE 1.040	Career Tech / Economic Disadv.	\$ 68,679	\$ 73,039	\$4,360	6.35%	
LINE 1.050	Property Tax Allocation	\$ 1,747,886	\$ 935,437	(\$812,449)	-46.48%	
LINE 1.060	Other Operating Revenue	\$ 420,500	\$ 586,777	\$166,277	39.54%	
LINE 1.070	TOTAL REVENUE	\$ 22,504,351	\$ 21,989,588	(\$514,763)	-2.29%	
EXPENSES						
LINE 2.01	Proceeds from Notes	\$ -	\$ -	\$0		
LINE 2.04	Transfers In	\$ -	\$ -	\$0		
LINE 2.050	Advances In	\$ -	\$ -	\$0	#DIV/0!	
LINE 2.060	Other Financing Sources	\$ 70,000	\$ 77,906	\$7,906	11.29%	
LINE 2.070	TOTAL OTHER SOURCES	\$ 70,000	\$ 77,906	\$7,906	11.29%	
LINE 2.080	TOTAL REVENUES & Sources	\$ 22,574,351	\$ 22,067,494	(\$506,857)	-2.25%	
LINE 3.010	Salaries	\$ 11,032,695	\$ 10,976,561	\$56,134	0.51%	
LINE 3.020	Retirement and Benefits	\$ 5,210,000	\$ 5,163,277	\$46,723	0.90%	
LINE 3.030	Purchased Services	\$ 3,525,000	\$ 3,600,010	(\$75,010)	-2.13%	
LINE 3.040	Supplies and Materials	\$ 635,000	\$ 675,891	(\$40,891)	-6.44%	
LINE 3.050	Capital Outlay and Equipment	\$ 125,412	\$ 91,731	\$33,681	26.86%	
LINE 3.06	INTERGOVERNMENTAL	\$ -	\$ -	\$0		
LINE 4.020	DEBT SERVICE - Notes	\$ -	\$ -	\$0		
LINE 4.060	DEBT SERVICE - Interest charges	\$ -	\$ -	\$0		
LINE 4.300	Other Objects	\$ 307,800	\$ 300,046	\$7,754	2.52%	
LINE 4.500	TOTAL EXPENDITURES	\$ 20,835,907	\$ 20,807,516	\$28,391	0.14%	
LINE 5.00	TRANSFERS OUT	\$ 300,000	\$ 300,000	\$0		
LINE 5.02	ADVANCES OUT	\$ -	\$ -	\$0		
LINE 5.03	ALL OTHER USES	\$ -	\$ -	\$0		
LINE 5.040	TOTAL OTHER USES	\$ 300,000	\$ 300,000	\$0		
LINE 5.050	TOTAL EXPENDITURES & USES	\$ 21,135,907	\$ 21,107,516	\$28,391	0.13%	
LINE 6.010	REVENUES OVER EXPENSES	\$ 1,438,444	\$ 959,978	(\$478,466)		
LINE 7.020	ENDING CASH BALANCE	\$ 10,460,638	\$ 9,982,172	(\$478,466)		
	Less Reserves	\$ (87,929)	\$ (87,929)	\$ -		
LINE 8.010	Less Outstanding Encumbrances	\$ (450,000)	\$ (505,570)	\$ (55,570)	12.35%	
LINE 15.010	Unreserved Fund Balance	\$ 9,922,709	\$ 9,388,673	(\$534,036)	-5.38%	
	Salaries/Benefits as % of Revenue	Estimate 72.2%	Actual 73.4%	Benchmark Yr. End 80.1% or below		
	True Days Cash - Calendar Days on which can operate	157	149	90 or above optimal		

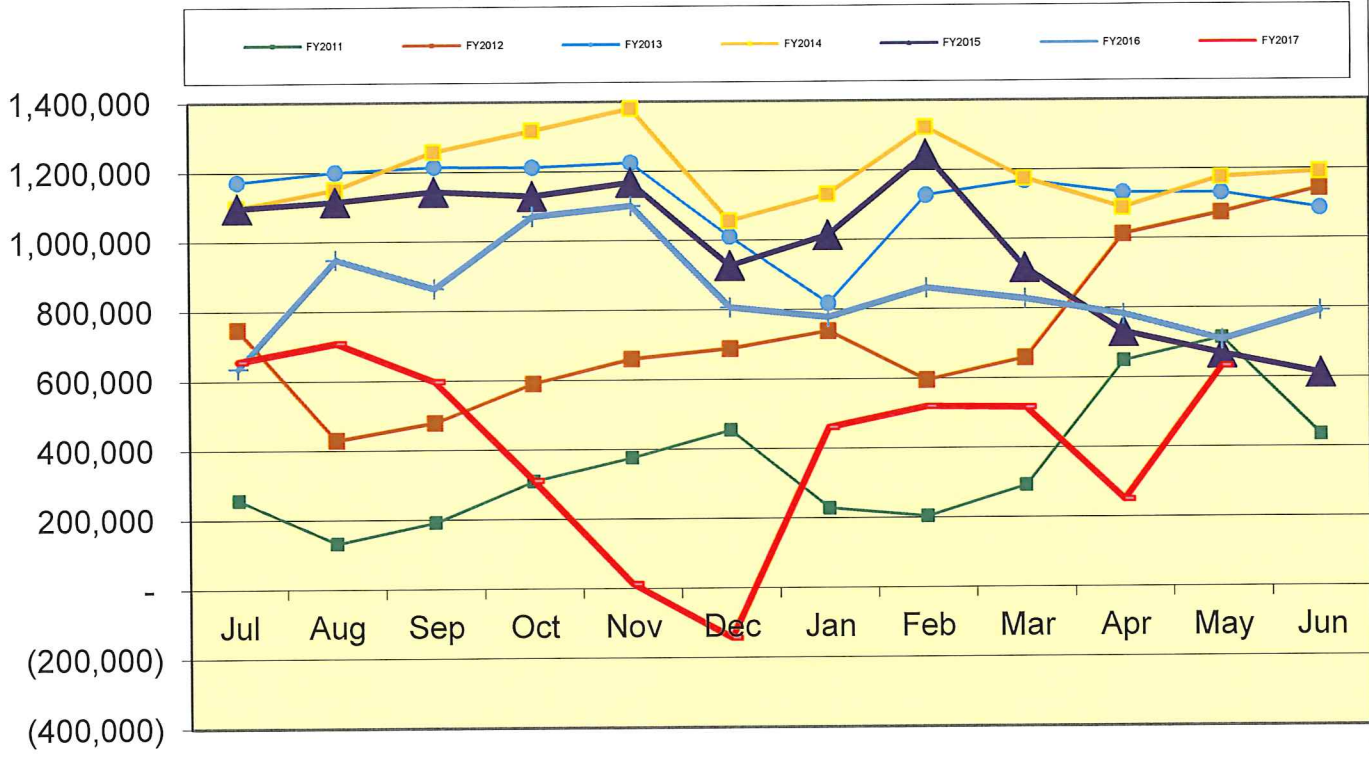
Lexington Local Schools General Fund Cash Balance



Lexington Local Schools Food Service Fund Cash Balance



Lexington Local Schools Employee Benefits Fund Cash Balance



Lexington Local Schools

Permanent Improvement Fund
5/31/2017

	Budgeted Amount	Actual Fiscal Year Expended	Current Encumbrances	Expenses / Encumbrances Over/Under Estimate	Remaining Estimated PI Project Costs
Instruction and Administration					
Algebra II Books (85)	\$ 10,543.08	\$ 10,543.40	\$ -	(\$0.32)	\$0.00
American History Books (60)	\$ 7,770.00	\$ -	\$ -	\$7,770.00	\$7,770.00
24 Walkie Talkies (all bldgs/transportation)	\$ 6,888.00	\$ 6,888.00	\$ -	\$0.00	\$0.00
Eastern Go Math	\$ 2,745.25	\$ 2,745.25	\$ -	\$0.00	\$0.00
PK-3 Educational Kits (Western)	\$ 2,135.00	\$ 1,945.00	\$ -	\$190.00	\$0.00
Biology Textbooks (17)	\$ 1,757.35	\$ 1,838.04	\$ -	(\$80.69)	\$0.00
Western Laminator	\$ 1,895.00	\$ 1,895.00	\$ -	\$0.00	\$0.00
Keyboards for HS/Eastern Choir Rooms	\$ 3,579.50	\$ 3,579.50	\$ -	\$0.00	\$0.00
Eastern Replacement Slide	\$ 4,010.00	\$ 4,010.00	\$ -	\$0.00	\$0.00
Central Student Chairs (20)	\$ 556.60	\$ 550.40	\$ -	\$6.20	\$0.00
Western 2nd Grade Resource Books	\$ 486.47	\$ 577.00	\$ -	(\$90.53)	\$0.00
JH PE Equipment	\$ 596.56	\$ 596.55	\$ -	\$0.01	\$0.00
HS Business Text/Software	\$ 3,286.53	\$ 3,286.53	\$ -	\$0.00	\$0.00
Eastern Tables (5)	\$ 1,580.35	\$ 1,580.35	\$ -	\$0.00	\$0.00
Western Music Curriculum	\$ 5,170.00	\$ 4,970.00	\$ -	\$200.00	\$0.00
Western 4-Drawer File	\$ 800.00	\$ 799.98	\$ -	\$0.02	\$0.00
Central Music	\$ 561.08	\$ 561.02	\$ -	\$0.06	\$0.00
Western PK Chairs/Equipment	\$ 2,887.12	\$ 3,239.94	\$ -	(\$352.82)	\$0.00
Western Kindergarten Literacy Curriculum	\$ 2,659.60	\$ 2,659.60	\$ -	\$0.00	\$0.00
Central Kindergarten Literacy Curriculum	\$ 4,632.50	\$ 4,632.50	\$ -	\$0.00	\$0.00
Eastern Table	\$ 316.07	\$ 316.07	\$ -	\$0.00	\$0.00
Central Cellos/Rack	\$ 3,855.00	\$ 3,815.00	\$ -	\$40.00	\$0.00
Eastern PA System	\$ 3,943.98	\$ 3,943.98	\$ -	\$0.00	\$0.00
Eastern M48 Manhasset Stands	\$ 2,380.00	\$ 2,380.00	\$ -	\$0.00	\$0.00
Maintenance					
Western Pick-Up Area Awnings	\$ 3,000.00	\$ 1,340.00	\$ -	\$1,660.00	\$0.00
Maintenance Truck	\$ 39,000.00	\$ 38,530.15	\$ -	\$469.85	\$0.00
Eastern Chiller Project	\$ 100,000.00	\$ 100,000.00	\$ -	\$0.00	\$0.00
Eastern Roof Project	\$ 97,681.00	\$ 97,681.00	\$ -	\$0.00	\$0.00
JH Cafeteria Chair Lift	\$ 16,000.00	\$ 16,000.00	\$ -	\$0.00	\$0.00
JH Wheelchair Ramps	\$ 16,680.68	\$ 16,680.68	\$ -	\$0.00	\$0.00
Transportation					
New buses	\$ 190,000.00	\$ 189,036.00	\$ -	\$964.00	\$0.00
Technology					
Computers, servers, tech equip., etc.	\$ 150,000.00	\$ 147,081.16	\$ 1,048.00	\$1,870.84	\$1,870.84
Food Service					
PaySchools Quik Lunch Conversion	\$ 4,325.00	\$ -	\$ 4,325.00	\$0.00	\$0.00
Athletics and Student Activities					
3 Scoreboards	\$ 17,100.00	\$ 17,100.00	\$ -	\$0.00	\$0.00
Track Equipment	\$ 1,750.00	\$ -	\$ -	\$1,750.00	\$1,750.00
Marching Band Equipment	\$ 2,192.15	\$ 2,247.15	\$ -	(\$55.00)	\$0.00
Football Press Box Windows Replacement	\$ 4,272.00	\$ 4,172.00	\$ -	\$100.00	\$0.00
HS Athletics Uniforms/Equipment	\$ -	\$ -	\$ -	\$0.00	\$0.00
Fees					
Tax Collection Fees	\$ 14,500.00	\$ 12,561.67	\$ -	\$1,938.33	\$1,938.33
Totals					
	\$ 731,535.87	\$ 709,782.92	\$ 5,373.00	\$16,379.95	\$13,329.17
Total Budgeted	\$ 731,535.87				
Actual Cash Balance 7/1/16	\$ 117,720.48				
Revenues FY17 - Taxes from levy	\$ 648,471.10				
Expenditures FY17	\$ (709,782.92)				
Current Cash Balance	\$56,408.66				
Current Encumbrances	\$ (5,373.00)				
Available Balance	\$51,035.66				
Remaining Estimated Revenues FY17 - Taxes from levy	\$ 26,528.90				
Less: Remaining Estimated PI Project Costs	(\$13,329.17)				
6/30/17 Estimated Carryover	\$ 64,235.39				

Lexington Local Schools

Food Service Fund 2016-17 vs. 2015-2016 vs. 2014-2015

Beginning Balance 7/1/16 \$ 2,553

2016-2017 Through 5/31/17

Revenues	District-Wide	High School	Junior High	Eastern	Central	Western	Total
Student Type A, Ezpay, Misc	\$ -	\$ 94,937	\$ 42,372	\$ 43,015	\$ 36,052	\$ 32,348	\$ 248,724
Student Break, Milk & A La Carte	\$ -	\$ 62,026	\$ 17,711	\$ 10,849	\$ 5,774	\$ 5,901	\$ 102,261
Adult & Misc revenues	\$ 19,365	\$ 7,300	\$ 1,342	\$ 2,102	\$ 2,188	\$ 1,113	\$ 33,410
State Reimb	\$ -	\$ 1,309	\$ 968	\$ 1,480	\$ 1,138	\$ 797	\$ 5,692
Federal Reimb	\$ -	\$ 63,924	\$ 49,704	\$ 73,332	\$ 55,947	\$ 41,371	\$ 284,278
Total Revenues	\$ 19,365	\$ 229,496	\$ 112,097	\$ 130,778	\$ 101,099	\$ 81,530	\$ 674,365
Expenses							
Wages	\$ 42,917	\$ 110,358	\$ 48,749	\$ 34,092	\$ 32,702	\$ 30,163	\$ 298,981
Severance	\$ -	\$ -	\$ -	\$ -	\$ -	\$ -	\$ -
Retirement	\$ 10,310	\$ 22,099	\$ 7,902	\$ 8,610	\$ 5,930	\$ 4,809	\$ 59,660
Medical	\$ 22,727	\$ 41,083	\$ 24,670	\$ 27,389	\$ 3,066	\$ -	\$ 118,935
Life, Dent, MC, WC	\$ 1,344	\$ 3,525	\$ 2,096	\$ 1,432	\$ 837	\$ 539	\$ 9,773
Purch Serv, Repairs, Phone, Post	\$ 3,009	\$ 7,179	\$ 3,083	\$ 538	\$ 812	\$ 538	\$ 15,159
Supplies	\$ 5,067	\$ -	\$ -	\$ -	\$ -	\$ -	\$ 5,067
Food Costs	\$ -	\$ 80,197	\$ 31,344	\$ 51,229	\$ 16,198	\$ 14,668	\$ 193,636
Equipment	\$ -	\$ -	\$ -	\$ -	\$ -	\$ -	\$ -
Other Costs	\$ -	\$ -	\$ -	\$ -	\$ -	\$ -	\$ -
Total Expenses	\$ 85,374	\$ 264,441	\$ 117,844	\$ 123,290	\$ 59,545	\$ 50,717	\$ 701,211
Net Gain (Loss)	\$ (66,009)	\$ (34,945)	\$ (5,747)	\$ 7,488	\$ 41,554	\$ 30,813	\$ (26,846)
Ending Cash Balance 5/31/17							\$ (24,293)

Beginning Balance 7/1/15 \$ 3,707

2015-2016 Through 5/31/16

Revenues	District-Wide	High School	Junior High	Eastern	Central	Western	Total
Student Type A, Ezpay, Misc	\$ -	\$ 113,257	\$ 44,017	\$ 43,353	\$ 34,512	\$ 32,805	\$ 267,944
Student Break, Milk & A La Carte	\$ -	\$ 72,443	\$ 18,007	\$ 11,057	\$ 7,267	\$ 6,934	\$ 115,708
Adult & Misc revenues	\$ 6,604	\$ 7,857	\$ 1,509	\$ 2,653	\$ 1,967	\$ 1,118	\$ 21,708
State Reimb	\$ -	\$ 1,182	\$ 1,000	\$ 1,182	\$ 1,063	\$ 1,000	\$ 5,427
Federal Reimb	\$ -	\$ 71,163	\$ 43,953	\$ 61,807	\$ 61,795	\$ 42,838	\$ 281,556
Total Revenues	\$ 6,604	\$ 265,902	\$ 108,486	\$ 120,052	\$ 106,604	\$ 84,695	\$ 692,343
Expenses							
Wages	\$ 41,577	\$ 94,360	\$ 54,731	\$ 45,308	\$ 29,990	\$ 30,359	\$ 296,325
Severance	\$ -	\$ -	\$ -	\$ -	\$ -	\$ -	\$ -
Retirement	\$ 9,992	\$ 19,937	\$ 8,793	\$ 8,586	\$ 6,620	\$ 6,471	\$ 60,399
Medical	\$ 18,781	\$ 33,951	\$ 24,062	\$ 22,634	\$ -	\$ -	\$ 99,428
Life, Dent, MC, WC	\$ 1,299	\$ 3,251	\$ 2,153	\$ 1,501	\$ 631	\$ 569	\$ 9,404
Purch Serv, Repairs, Phone, Post	\$ 3,273	\$ 1,403	\$ 1,016	\$ 984	\$ 588	\$ 588	\$ 7,852
Supplies	\$ 3,061	\$ -	\$ -	\$ -	\$ -	\$ -	\$ 3,061
Food Costs	\$ -	\$ 85,557	\$ 31,853	\$ 48,315	\$ 16,736	\$ 13,897	\$ 196,358
Equipment	\$ -	\$ 434	\$ -	\$ -	\$ -	\$ -	\$ 434
Other Costs	\$ -	\$ -	\$ -	\$ -	\$ -	\$ -	\$ -
Total Expenses	\$ 77,983	\$ 238,893	\$ 122,608	\$ 127,328	\$ 54,565	\$ 51,884	\$ 673,261
Net Gain (Loss)	\$ (71,379)	\$ 27,009	\$ (14,122)	\$ (7,276)	\$ 52,039	\$ 32,811	\$ 19,082
Ending Cash Balance 5/31/16							\$ 22,789

Beginning Balance 7/1/14 \$ 842

2014-2015 Through 5/31/15

Revenues	District-Wide	High School	Junior High	Eastern	Central	Western	Total
Student Type A, Ezpay, Misc	\$ -	\$ 128,683	\$ 50,813	\$ 49,355	\$ 39,803	\$ 29,736	\$ 298,390
Student Break, Milk & A La Carte	\$ -	\$ 76,388	\$ 24,123	\$ 9,884	\$ 7,153	\$ 6,694	\$ 124,242
Adult & Misc revenues	\$ 3,730	\$ 3,946	\$ 2,306	\$ 2,264	\$ 2,231	\$ 933	\$ 15,410
State Reimb	\$ 142	\$ 1,259	\$ 1,041	\$ 1,357	\$ 1,198	\$ 808	\$ 5,805
Federal Reimb	\$ -	\$ 67,747	\$ 42,334	\$ 53,193	\$ 49,039	\$ 38,707	\$ 251,020
Total Revenues	\$ 3,872	\$ 278,023	\$ 120,617	\$ 116,053	\$ 99,424	\$ 76,878	\$ 694,867
Expenses							
Wages	\$ 40,553	\$ 101,438	\$ 52,285	\$ 40,735	\$ 26,022	\$ 31,175	\$ 292,208
Severance	\$ -	\$ -	\$ -	\$ -	\$ -	\$ -	\$ -
Retirement	\$ 10,226	\$ 24,207	\$ 11,083	\$ 9,847	\$ 7,375	\$ 6,899	\$ 69,637
Medical	\$ 17,898	\$ 34,483	\$ 17,927	\$ 21,570	\$ 5,321	\$ 2,128	\$ 99,327
Life, Dent, MC, WC	\$ 1,276	\$ 3,422	\$ 2,047	\$ 1,510	\$ 873	\$ 711	\$ 9,839
Purch Serv, Repairs, Phone, Post	\$ 3,573	\$ 1,911	\$ 3,615	\$ 1,299	\$ 1,016	\$ 597	\$ 12,011
Supplies	\$ 2,554	\$ -	\$ -	\$ -	\$ -	\$ -	\$ 2,554
Food Costs	\$ -	\$ 88,668	\$ 33,369	\$ 52,211	\$ 10,819	\$ 9,579	\$ 194,646
Equipment	\$ -	\$ -	\$ -	\$ -	\$ -	\$ -	\$ -
Other Costs	\$ -	\$ -	\$ -	\$ -	\$ -	\$ -	\$ -
Total Expenses	\$ 76,080	\$ 254,129	\$ 120,326	\$ 127,172	\$ 51,426	\$ 51,089	\$ 680,222
Net Gain (Loss)	\$ (72,208)	\$ 23,894	\$ 291	\$ (11,119)	\$ 47,998	\$ 25,789	\$ 14,645
Ending Cash Balance 5/31/15							\$ 15,487

Check#	Check Date	Org Sta	Vendor Paid	Check Amount	Status Date
079326	05/03/2017	W/R	PANERA BREAD	217.60	05/05/2017
079327	05/03/2017	W/R	HARBOR FREIGHT TOOLS	79.99	05/10/2017
079328	05/05/2017	W/R	MARTIN, CHRISTINA D	93.75	05/09/2017
079329	05/05/2017	W/R	MACK, HEIDI	500.00	05/15/2017
079330	05/05/2017	W/R	HILTON COLUMBUS EASTON	374.00	05/09/2017
079331	05/05/2017	W/R	IT'S A PHOTO BOOTH LLC	600.00	05/09/2017
079332	05/05/2017	W/R	POPP, STANLEY W.	93.75	05/09/2017
079333	05/08/2017	W/R	ABDO PUBLISHING	671.30	05/17/2017
079334	05/08/2017	W/R	NICKLES BAKERY	778.69	05/15/2017
079335	05/08/2017	W/R	BRIDGEWAY ACADEMY	4,200.00	05/16/2017
079336	05/08/2017	W/R	CARDINAL BUS SALES & SERVICE	372.36	05/12/2017
079337	05/08/2017	W/R	CDW-G	42.45	05/12/2017
079338	05/08/2017	W/R	CenturyLink	1,352.88	05/15/2017
079339	05/08/2017	W/R	CHARLES RITTER CO.	74.24	05/11/2017
079340	05/08/2017	W/R	COWLES, CINDY	1,110.88	05/17/2017
079341	05/08/2017	W/R	CLEARWATER SYSTEMS	89.70	05/12/2017
079342	05/08/2017	W/R	COLE DISTRIBUTING	14,897.43	05/12/2017
079343	05/08/2017	W/R	CULLIGAN QUALITY WATER	37.00	05/15/2017
079344	05/08/2017	W/R	LOHR, DAWN	175.00	05/15/2017
079345	05/08/2017	W/R	SAUTTER, DEREK	50.00	05/15/2017
079346	05/08/2017	W/R	JEFFRIES, DREW T	210.00	05/12/2017
079347	05/08/2017	W/R	FUN AND FUNCTION LLC	15.94	05/15/2017
079348	05/08/2017	W/R	GERMAN'S BUS SALES & SERVICE	5,394.00	05/17/2017
079349	05/08/2017	W/R	GIONINO'S PIZZERIA	298.00	05/15/2017
079350	05/08/2017	W/R	HEALTHCARE BILLING SERVICES	405.42	05/11/2017
079351	05/08/2017	W/R	IMPERIAL AUTISM CONNECTIONS	1,500.00	05/11/2017
079352	05/08/2017	W/R	SWETLIC, JANICE	520.00	05/12/2017
079353	05/08/2017	W/R	KIMBALL MIDWEST	145.32	05/12/2017
079354	05/08/2017	W/W	LEXINGTON LOCAL SCHOOLS	24.96	
079355	05/08/2017	W/R	MANSFIELD AUTO PARTS	806.98	05/15/2017
079356	05/08/2017	W/R	MANSFIELD RUBBER STAMP	36.25	05/15/2017
079357	05/08/2017	W/R	MEDINA COUNTY SCHOOLS' ESC	325.00	05/15/2017
079358	05/08/2017	W/R	HASSMANN, MELISSA	29.98	05/12/2017
079359	05/08/2017	W/R	MID-OHIO AUTO REPAIR	1,078.23	05/15/2017
079360	05/08/2017	W/R	MID-OHIO ED. SERVICE CENTER	2,310.85	05/11/2017
079361	05/08/2017	W/R	STAPLES, MITCHELL L	665.00	05/16/2017
079362	05/08/2017	W/R	NOVA LUNA EDUC & CONSULTING	971.90	05/12/2017
079363	05/08/2017	W/W	OAEP	50.00	
079364	05/08/2017	W/R	PRYOR LEARNING SOLUTIONS INC	199.00	05/15/2017
079365	05/08/2017	W/R	PURRFORMANCE DIESEL, INC.	2,095.78	05/15/2017
079366	05/08/2017	W/R	QUENCH	38.00	05/15/2017
079367	05/08/2017	W/R	SMITH, RACHEL	175.00	05/15/2017
079368	05/08/2017	W/R	RICHLAND NEWHOPE CENTER	1,312.50	05/15/2017
079369	05/08/2017	W/R	SCHOOL HEALTH CORP.	13.98	05/15/2017
079370	05/08/2017	W/R	TEAM SPORTS, INC	467.00	05/15/2017
079371	05/08/2017	W/R	TRIBUNE-COURIER	20.00	05/18/2017
079372	05/08/2017	W/R	TRUCK SALES & SERVICE, INC.	794.53	05/12/2017
079373	05/08/2017	W/R	VASU COMMUNICATIONS, INC.	35.00	05/12/2017
079374	05/08/2017	W/R	VOLZ FENCING	200.00	05/17/2017
079375	05/08/2017	W/R	WILSON LANGUAGE TRAINING	518.00	05/16/2017
079376	05/10/2017	W/R	A-1 SEPTIC TANK SERVICE LLC	215.00	05/17/2017
079377	05/10/2017	W/R	ACE HARDWARE	22.70	05/17/2017

Check#	Check Date	Org Sta	Vendor Paid	Check Amount	Status Date
079378	05/10/2017	W/R	ADVANCED TURF SOLUTIONS	847.00	05/16/2017
079379	05/10/2017	W/R	APPERSON	404.51	05/17/2017
079380	05/10/2017	W/R	CDI COMPUTERS DEALERS INC.	824.00	05/17/2017
079381	05/10/2017	W/R	CDW-G	389.84	05/15/2017
079382	05/10/2017	W/R	COWLES, CINDY	277.72	05/17/2017
079383	05/10/2017	W/R	CompManagement, Inc.	3,320.00	05/19/2017
079384	05/10/2017	W/R	AVITA HEALTH SYSTEM	975.00	05/24/2017
079385	05/10/2017	W/R	GEYER'S MARKET'S, INC.	245.35	05/22/2017
079386	05/10/2017	W/R	ITsavvy	3,125.00	05/16/2017
079387	05/10/2017	W/R	J & B ACCOUSTICAL	565.00	05/15/2017
079388	05/10/2017	W/R	WHITESEL, JASON	215.81	05/11/2017
079389	05/10/2017	W/R	WEIDIG, KATHY	157.57	05/18/2017
079390	05/10/2017	W/R	KELL ACE HARDWARE	173.84	05/16/2017
079391	05/10/2017	W/R	LEUKEMIA & LYMPHOMA SOCIETY	305.90	05/16/2017
079392	05/10/2017	W/R	LEXINGTON ALUMNI ASSOCIATION	2,008.69	05/22/2017
079393	05/10/2017	W/W	LEXINGTON LOCAL SCHOOLS	546.50	
079394	05/10/2017	W/R	LOWE'S HOME CENTER	344.10	05/18/2017
079395	05/10/2017	W/R	MANSFIELD RUBBER STAMP	124.90	05/15/2017
079396	05/10/2017	W/R	RICHLAND AREA CHAMBER OF COMM	166.00	05/16/2017
079397	05/10/2017	W/R	MVD SPORTS	112.96	05/18/2017
079398	05/10/2017	W/R	ACORN DISTRIBUTORS, INC.	873.26	05/15/2017
079399	05/10/2017	W/R	NORTH CENTRAL OHIO ESC	1,047.38	05/16/2017
079400	05/10/2017	W/R	RICHLAND CO. HEALTH DEPT	9,180.33	05/17/2017
079401	05/10/2017	W/R	SCHMIDT SECURITY	2,566.51	05/17/2017
079402	05/10/2017	W/R	HOLLOWAY, SHEILA	340.00	05/15/2017
079403	05/10/2017	W/R	SIESEL DISTRIBUTING, LLC	401.90	05/17/2017
079404	05/10/2017	W/R	SMITHFOODS, INC	2,803.05	05/15/2017
079405	05/10/2017	W/R	STANTON SHEET MUSIC	402.41	05/16/2017
079406	05/10/2017	W/R	OHIO STATE UNIVERSITY	825.00	05/19/2017
079407	05/10/2017	W/R	STIMA, VICKIE	79.99	05/15/2017
079408	05/10/2017	W/R	WORNER ROOFING COMPANY	892.53	05/15/2017
079409	05/15/2017	W/R	THE INFIELD	234.00	05/17/2017
079410	05/16/2017	W/R	ROBERTS, JOE	110.00	05/16/2017
079411	05/16/2017	W/R	MORROW, KEVIN	110.00	05/18/2017
079412	05/16/2017	W/R	BAKER, RALPH	115.00	05/17/2017
079413	05/16/2017	W/R	SCHAUB, RON	90.00	05/26/2017
079414	05/16/2017	W/W	ADVANCED BIONICS LLC	285.00	
079415	05/16/2017	W/R	AMAZON.COM/ AMEX	169.40	05/22/2017
079416	05/16/2017	W/R	APPLE INC.	399.00	05/22/2017
079417	05/16/2017	W/R	ARTOME	1,387.00	05/24/2017
079418	05/16/2017	W/R	AWARDSMITH	1,847.90	05/26/2017
079419	05/16/2017	W/R	BAUMSPAGE.COM, LLC	55.63	05/23/2017
079420	05/16/2017	W/R	CHARLES RITTER CO.	37.78	05/19/2017
079421	05/16/2017	W/R	COLUMBIA GAS OF OHIO	2,450.14	05/23/2017
079422	05/16/2017	W/R	DELL MARKETING L.P.	59.60	05/22/2017
079423	05/16/2017	W/R	MARIKIS, DENNIS	11,900.00	05/30/2017
079424	05/16/2017	W/R	FUN AND FUNCTION LLC	18.94	05/22/2017
079425	05/16/2017	W/R	HEALTHCARE BILLING SERVICES	2,792.09	05/22/2017
079426	05/16/2017	W/R	MACK, HEIDI	150.00	05/24/2017
079427	05/16/2017	W/R	HEINEMANN	138.60	05/23/2017
079428	05/16/2017	W/R	HURSH DRUG, INC.	56.02	05/24/2017
079429	05/16/2017	W/R	RUTH, JAMES WILSON	65.00	05/23/2017

Check#	Check Date	Org Sta	Vendor Paid	Check Amount	Status Date
079430	05/16/2017	W/R	BURTON, JEFFREY W	65.00	05/24/2017
079431	05/16/2017	W/R	FREEMAN, KAREN	19.80	05/18/2017
079432	05/16/2017	W/R	GUY, KATHERINE	31.92	05/23/2017
079433	05/16/2017	W/R	SCHWECHHEIMER, KATHY	54.57	05/18/2017
079434	05/16/2017	W/R	WEIDIG, KATHY	374.93	05/18/2017
079435	05/16/2017	W/W	LEX LANES	1,025.00	
079436	05/16/2017	W/R	M-F ATHLETIC COMPANY	2,348.75	05/23/2017
079437	05/16/2017	W/W	SHUMAKER, MARK	44.75	
079438	05/16/2017	W/R	MID-OHIO ED. SERVICE CENTER	89.21	05/19/2017
079439	05/16/2017	W/W	ML TECH SERVICES LLC	1,433.06	
079440	05/16/2017	W/W	OHIO ASSOCIATION FOR PUPIL	35.00	
079441	05/16/2017	W/R	OHIO BIRD SANCTUARY	736.00	05/30/2017
079442	05/16/2017	W/R	ORIENTAL TRADING COMPANY	101.94	05/23/2017
079443	05/16/2017	W/R	CONOVER, PAM	59.28	05/19/2017
079444	05/16/2017	W/R	PEPPLE & WAGGONER, LTD.	735.11	05/19/2017
079445	05/16/2017	W/R	PIONEER MANUFACTURING	113.65	05/19/2017
079446	05/16/2017	W/R	POST MASTER	539.00	05/24/2017
079447	05/16/2017	W/R	POWER OF THE PEN	275.00	05/24/2017
079448	05/16/2017	W/R	RENHILL GROUP, INC.	11,196.41	05/22/2017
079449	05/16/2017	W/R	SCHMIDT SECURITY	1,483.70	05/24/2017
079450	05/16/2017	W/R	STATE OF OHIO UST BOARD	1,200.00	05/23/2017
079451	05/16/2017	W/R	SYSCO CLEVELAND, INC.	895.89	05/19/2017
079452	05/16/2017	W/R	TEAM SPORTS, INC	347.00	05/23/2017
079453	05/16/2017	W/R	THE CENTER FOR INDIVIDUAL &	7,506.14	05/23/2017
079454	05/16/2017	W/R	ROSEBERRY, TOMMIE	423.75	05/30/2017
079455	05/16/2017	W/W	GRUEL-WRIGHT, TONYA	30.00	
079456	05/16/2017	W/W	PINKLEMAN, TRACEY	120.19	
079457	05/16/2017	W/R	OHIO BUREAU OF CRIMINAL IDENT.	256.00	05/24/2017
079458	05/16/2017	W/R	US BANK	119.03	05/24/2017
079459	05/16/2017	B/R	MADISON LOCAL SCHOOLS	821.25	05/19/2017
079460	05/16/2017	B/V	HOUSTON, MARK	90.00	05/24/2017
079461	05/18/2017	W/R	SMITH, MICHELLE	110.00	05/22/2017
079462	05/18/2017	W/R	BAKER, RALPH	100.00	05/22/2017
079463	05/19/2017	W/R	MORROW, KEVIN	110.00	05/22/2017
079464	05/22/2017	W/R	A.B.L.E.	487.50	05/30/2017
079465	05/22/2017	W/R	HORN, ALY	280.51	05/25/2017
079466	05/22/2017	W/R	SHELDON, AMANDA	165.00	05/31/2017
079467	05/22/2017	W/R	DECKER, BRUCE R	65.00	05/30/2017
079468	05/22/2017	W/R	CDW-G	777.65	05/30/2017
079469	05/22/2017	W/R	CLEARWATER SYSTEMS	29.90	05/26/2017
079470	05/22/2017	W/R	DELL MARKETING L.P.	877.60	05/26/2017
079471	05/22/2017	W/R	JEFFRIES, DREW T	50.00	05/30/2017
079472	05/22/2017	W/R	FLAGHOUSE	463.79	05/30/2017
079473	05/22/2017	W/R	FUSION APPAREL	882.25	05/26/2017
079474	05/22/2017	W/R	GIONINO'S PIZZERIA	40.00	05/26/2017
079475	05/22/2017	W/R	HCC LIFE INSURANCE CO	33,207.51	05/30/2017
079476	05/22/2017	W/R	INSTRUMENTALIST AWARDS	70.00	05/30/2017
079477	05/22/2017	W/R	SWETLIC, JANICE	500.00	05/26/2017
079478	05/22/2017	W/R	WEIDIG, KATHY	83.97	05/25/2017
079479	05/22/2017	W/R	LITTLE BUCKEYE CHILDREN'S MUSE	460.00	05/30/2017
079480	05/22/2017	W/R	MEDCENTRAL PEDIATRIC THERAPY	40,580.00	05/30/2017
079481	05/22/2017	W/R	LUCAS, MICHAEL	65.00	05/30/2017

Check#	Check Date	Org Sta	Vendor Paid	Check Amount	Status Date
079482	05/22/2017	W/R	MID-OHIO ED. SERVICE CENTER	612.09	05/25/2017
079483	05/22/2017	W/R	MVD SPORTS	2,237.00	05/30/2017
079484	05/22/2017	W/W	NWDAB	390.00	
079485	05/22/2017	W/V	CONOVER, PAM	44.49	05/30/2017
079486	05/22/2017	W/R	PIONEER CAREER & TECHNOLOGY	98.00	05/30/2017
079487	05/22/2017	W/R	PRUFROCK PRESS	131.84	05/31/2017
079488	05/22/2017	W/R	RAPIDRIBBONS	299.56	05/26/2017
079489	05/22/2017	W/R	RC THERAPY SERVICES, INC.	6,851.00	05/30/2017
079490	05/22/2017	W/W	REALLY GOOD STUFF	486.28	
079491	05/22/2017	W/R	SCHOOL SPECIALTY INC.	161.39	05/26/2017
079492	05/22/2017	W/W	HOLLOWAY, SHEILA	220.00	
079493	05/22/2017	W/R	SPORTS EQUIPMENT SPECIALISTS	450.00	05/31/2017
079494	05/22/2017	W/W	SPYDER SIGNS AND GRAPHICS	2,110.00	
079495	05/22/2017	W/R	STANTON SHEET MUSIC	84.03	05/31/2017
079496	05/22/2017	W/W	GRUEL-WRIGHT, TONYA	30.00	
079497	05/22/2017	W/R	TREASURER, STATE OF OHIO	150.00	05/31/2017
079498	05/22/2017	W/R	HUNTER, VALERIE	98.42	05/30/2017
079499	05/23/2017	W/R	IMPERIAL AUTISM CONNECTIONS	29,212.50	05/24/2017
079500	05/23/2017	W/R	MORROW, KEVIN	220.00	05/26/2017
079501	05/23/2017	W/W	METROPOLITAN EDUCATIONAL	1,075.82	
079502	05/23/2017	W/W	LOWE, REGINALD E	93.75	
079503	05/23/2017	W/R	SCHAUB, RON	60.00	05/26/2017
079504	05/23/2017	W/W	POPP, STANLEY W.	93.75	
079505	05/23/2017	W/W	POST MASTER	1,078.00	
079506	05/24/2017	W/W	LEXINGTON LOCAL SCHOOLS	639.00	
079507	05/24/2017	W/W	SPRINGHILL SUITES CINCI NE	238.00	
079508	05/24/2017	W/R	AMERICAN ELECTRIC POWER	24,426.65	05/31/2017
079509	05/24/2017	W/W	AWARDSMITH	71.75	
079510	05/24/2017	W/R	CARDINAL BUS SALES & SERVICE	520.51	05/31/2017
079511	05/24/2017	W/R	CBIZ BENEFITS & INSURANCE	2,750.00	05/30/2017
079512	05/24/2017	W/R	CDW-G	185.01	05/31/2017
079513	05/24/2017	W/W	DIRECT ENERGY BUSINESS MARKETI	5,062.62	
079514	05/24/2017	W/R	EAST OF CHICAGO PIZZA	90.49	05/30/2017
079515	05/24/2017	W/R	GILBARCO INC.	30.00	05/30/2017
079516	05/24/2017	W/W	GIONINO'S PIZZERIA	189.00	
079517	05/24/2017	W/W	HUGH O'BRIAN YOUTH LEADERSHIP	195.00	
079518	05/24/2017	W/W	IMPERIAL AUTISM CONNECTIONS	275.00	
079519	05/24/2017	W/W	MEYER, JEFF	525.00	
079520	05/24/2017	W/W	BRANE, JENNIFER	227.67	
079521	05/24/2017	W/R	KIMBALL MIDWEST	34.05	05/30/2017
079522	05/24/2017	W/W	MOWRY, LEVI B.	525.00	
079523	05/24/2017	W/W	LEXINGTON LOCAL SCHOOLS	1,192.96	
079524	05/24/2017	W/W	PARKER, LISA	100.00	
079525	05/24/2017	W/W	LOW TEMP REFRIGERATION INC.	324.35	
079526	05/24/2017	W/R	MARCO PHOTO	5,537.02	05/31/2017
079527	05/24/2017	W/W	MARION HARDING HIGH SCHOOL	200.00	
079528	05/24/2017	W/W	METRONOME MUSIC STORE	474.00	
079529	05/24/2017	W/W	HOCK, MICHELE	18.40	
079530	05/24/2017	W/W	RASTETTER, MICHELLE	47.32	
079531	05/24/2017	W/R	MID-OHIO ED. SERVICE CENTER	168.75	05/30/2017
079532	05/24/2017	W/W	OHIO CARDINAL CONFERENCE	334.00	
079533	05/24/2017	W/R	OHIO HEALTH CONSORTIUM, INC.	118.00	05/31/2017

Check#	Check Date	Org Sta	Vendor Paid	Check Amount	Status Date
079534	05/24/2017	W/R	ORIENTAL TRADING COMPANY	294.50	05/31/2017
079535	05/24/2017	W/W	REALLY GOOD STUFF	30.93	
079536	05/24/2017	W/R	BIGLEY, REBECCA-NON 1099	100.01	05/30/2017
079537	05/24/2017	W/R	RUMPKE	805.78	05/31/2017
079538	05/24/2017	W/R	SCHOLASTIC BOOK FAIRS	1,540.39	05/31/2017
079539	05/24/2017	W/W	THE CENTER FOR INDIVIDUAL &	5,099.15	
079540	05/24/2017	W/W	GRUEL-WRIGHT, TONYA	50.00	
079541	05/24/2017	W/W	UNITY SCHOOL BUS PARTS	126.64	
079542	05/24/2017	W/R	VERIZON WIRELESS	750.58	05/31/2017
079543	05/24/2017	W/R	WAL-MART DISCOUNT CITIES	871.94	05/31/2017
079544	05/26/2017	W/R	MORROW, KEVIN	220.00	05/30/2017
079545	05/26/2017	W/V	DeLUCA, SANDRA	68.45	05/26/2017
079546	05/30/2017	W/W	ADVANCED TURF SOLUTIONS	1,636.00	
079547	05/30/2017	W/W	AWARDSMITH	18.50	
079548	05/30/2017	W/W	BAKER VEHICLE SYSTEMS, INC.	57.94	
079549	05/30/2017	W/W	CARDINAL RENTAL & SALES, LTD	31.97	
079550	05/30/2017	W/W	LONGNECKER, CHERYL	9.97	
079551	05/30/2017	W/W	THOMAS, CHRISTY	76.20	
079552	05/30/2017	W/W	COLES ENERGY, INC.	624.46	
079553	05/30/2017	W/W	ADAMS, CORBIN	150.00	
079554	05/30/2017	W/W	BROWNELL, EDWINA	150.00	
079555	05/30/2017	W/W	FURBAY/MANSFIELD ELECTRIC	296.00	
079556	05/30/2017	W/W	AVITA HEALTH SYSTEM	55.00	
079557	05/30/2017	W/W	HOBBYLINC	540.89	
079558	05/30/2017	W/W	J & B ACCOUSTICAL	118.33	
079559	05/30/2017	W/W	BERRY, JENNIFER	48.61	
079560	05/30/2017	W/W	KUNZ, JESSICA	76.41	
079561	05/30/2017	W/W	JOHN GARBER MATERIALS, INC.	308.14	
079562	05/30/2017	W/W	JOSTEN'S	958.96	
079563	05/30/2017	W/W	JOY AUDIO VISUAL, LLC	700.00	
079564	05/30/2017	W/W	JULIAN & GRUBE, INC.	1,500.00	
079565	05/30/2017	W/W	ALEXANDER, KRISTA	66.48	
079566	05/30/2017	W/W	MANSFIELD YMCA	328.50	
079567	05/30/2017	W/W	MARCO PHOTO	182.50	
079568	05/30/2017	W/W	DAILEY, MARK	200.00	
079569	05/30/2017	W/W	WHITNEY, MARY BETH	277.16	
079570	05/30/2017	W/W	SHAFFER, MICHELLE	50.00	
079571	05/30/2017	W/W	MINUTEMAN PRESS	885.74	
079572	05/30/2017	W/V	MUSKINGUM UNIVERSITY	250.00	05/31/2017
079573	05/30/2017	W/W	ORTON GILLINGHAM	1,075.00	
079574	05/30/2017	W/W	POST MASTER	245.00	
079575	05/30/2017	W/W	POWER OF THE PEN	50.00	
079576	05/30/2017	W/W	SMITH, RACHEL	50.00	
079577	05/30/2017	W/W	BAKER, RALPH	480.00	
079578	05/30/2017	W/W	BIGLEY, REBECCA	40.00	
079579	05/30/2017	W/W	RENHILL GROUP, INC.	10,833.63	
079580	05/30/2017	W/W	SAM'S CLUB	172.02	
079581	05/30/2017	W/W	SCHMIDT SECURITY	134.00	
079582	05/30/2017	W/W	SCHOOL SPECIALTY INC.	293.23	
079583	05/30/2017	W/W	HOLLOWAY, SHEILA	320.00	
079584	05/30/2017	W/W	SHERWIN-WILLIAMS	305.28	
079585	05/30/2017	W/W	GRUEL-WRIGHT, TONYA	40.00	

Check#	Check Date	Org Sta	Vendor Paid	Check Amount	Status Date
079586	05/30/2017	W/W	PINKLEMAN, TRACEY	21.70	
079587	05/30/2017	W/W	TREASURER, STATE OF OHIO	426.00	
079588	05/30/2017	W/W	TRUCK SALES & SERVICE, INC.	483.05	
079589	05/31/2017	W/W	MORFIER, ANDREW	116.00	
079590	05/31/2017	W/W	LITTLE, ANDY J	125.00	
079591	05/31/2017	W/W	SPYKER, BERNARD E.	160.00	
079592	05/31/2017	W/W	DARLING, BRANDON	118.00	
079593	05/31/2017	W/W	VOLPE, CARL	116.00	
079594	05/31/2017	W/W	MARTIN, CHRISTINA D	156.25	
079595	05/31/2017	W/W	SABO, DANIEL M	116.00	
079596	05/31/2017	W/W	HERSHEY, DAVID	160.00	
079597	05/31/2017	W/W	MADARAS, DAVID L	244.00	
079598	05/31/2017	W/W	STANDISH, DONALD L	230.00	
079599	05/31/2017	W/W	CLAY, DOYLE JR	212.00	
079600	05/31/2017	W/W	DOHANOS, EDWARD	118.00	
079601	05/31/2017	W/W	FINISHTIMING	1,944.40	
079602	05/31/2017	W/W	DEMO, JAMES	124.00	
079603	05/31/2017	W/W	DUNBAR, JAMES	110.00	
079604	05/31/2017	W/W	LAVRICH, JAMES	314.00	
079605	05/31/2017	W/W	SELLERS, JAMES	110.00	
079606	05/31/2017	W/W	SWARTZ, JAMES	238.00	
079607	05/31/2017	W/W	ZBINDEN, JANE	258.00	
079608	05/31/2017	W/W	MATHEWS, JOAN P	124.00	
079609	05/31/2017	W/W	CUSHER, JOHN	126.00	
079610	05/31/2017	W/W	GETZ, JOHN W	110.00	
079611	05/31/2017	W/W	VANHOUTEN, JON	125.00	
079612	05/31/2017	W/W	MIESSE, KENNETH	124.00	
079613	05/31/2017	W/W	LAMBERSON KENT H	354.00	
079614	05/31/2017	W/W	MITCHELL, LEE	312.00	
079615	05/31/2017	W/W	ROSSLER, LINDA S	105.00	
079616	05/31/2017	W/W	WARD, MARK A	55.00	
079617	05/31/2017	W/W	ROOSE, MICHAEL G.	316.00	
079618	05/31/2017	W/W	GALLEHER, MICHAEL W.	110.00	
079619	05/31/2017	W/W	MURTHA, PATRICK	242.00	
079620	05/31/2017	W/W	HORVATH, PHILIP M	130.00	
079621	05/31/2017	W/W	CAMPBELL, RICHARD D	110.00	
079622	05/31/2017	W/W	BRANNAN, THOMAS L	110.00	
079623	05/31/2017	W/W	VOLZ, TRICIA	110.00	
079624	05/31/2017	W/W	WEAVER, TROY J	156.25	
079625	05/31/2017	W/W	ELWER, WILLIAM G.	138.00	
079626	05/31/2017	W/W	DOUBLETREE HOTEL	2,322.00	
079627	05/31/2017	W/W	LEXINGTON ATHLETIC DEPT.	1,575.00	
079628	05/31/2017	W/W	MUSKINGUM UNIVERSITY	250.00	
079629	05/31/2017	B/B	RYAN, MELISSA	6.20	
079630	05/31/2017	B/B	SCHNELKER, JENNIFER	8.51	
079631	05/31/2017	B/B	WHITESEL, JASON	90.00	
079632	05/31/2017	B/B	TASSEFF, MARGIE	10.00	
079633	05/31/2017	B/B	GOETTEL, KORINNA	213.00	
079634	05/31/2017	B/B	HOLDER, KELLY	81.00	
690980	05/05/2017	C/R	LEXINGTON SCHOOLS - PAYROLL	502,305.58	05/31/2017
690983	05/04/2017	C/R	LEXINGTON SCHOOLS - PAYROLL	19,219.99	05/31/2017
690985	05/12/2017	M/M	GORDON FOOD SERVICE	4,780.45	

Date: 6/02/2017

C H E C K R E G I S T E R
Processing Month: May 2017
LEXINGTON LOCAL SCHOOLS

Page: 7
(CHKREG)

Check#	Check Date	Org Sta	Vendor Paid	Check Amount	Status Date
690986	05/16/2017	M/M	LEXINGTON SCHOOLS - PAYROLL	7,008.43	
690987	05/16/2017	M/M	MEMO-S.E.R.S.	2,784.64	
690988	05/16/2017	M/M	MEMO-S.T.R.S.	5,942.34	
690989	05/19/2017	C/R	LEXINGTON SCHOOLS - PAYROLL	520,731.82	05/31/2017
690990	05/23/2017	M/M	ANTHEM BENEFIT SERVICES	325,091.76	
690991	05/23/2017	M/M	LEXINGTON SCHOOLS - PAYROLL	6,966.55	
690992	05/23/2017	M/M	MEMO-S.E.R.S.	45,484.64	
690993	05/23/2017	M/M	MEMO-S.T.R.S.	115,103.21	
690994	05/24/2017	M/M	RICHLAND COUNTY AUDITOR	376.20	
690995	05/30/2017	M/M	MEMO-MID OHIO ESC	2,717.02	
690996	05/30/2017	M/M	GORDON FOOD SERVICE	7,610.59	
Total Checks Issued				\$ 1,919,513.84	

DATE: 06/02/2017
 TIME: 12:06

LEXINGTON LOCAL SCHOOLS
 TRANS. BY FUND/RCPT, ALL FUNDS
 DATES 05/01/2017 THRU 05/31/2017
 SORTED BY TRANSACTION DATE

PAGE: 1
 (RECLED)

TRANS NO	ITEM NO	TRANS DATE	STS	DESCRIPTION OR SOURCE	TI	FUND	RCPT	SPCC	SUBJ	OPU	TRANS AMOUNT
070579	0001	05/19/2017	A	MH Tax - Richland Genera	03	001	1111	0000	000000	000	1,597.27
070579	0002	05/19/2017	A	MH Tax - Richland Emerg	03	001	1111	0000	000000	000	1,130.11
RCPT CODE SUB-TOTAL:											2,727.38
070447	0001	05/02/2017	A	Preschool tuition	03	001	1211	0000	000000	500	100.00
070457	0001	05/03/2017	A	Preschool tuition	03	001	1211	0000	000000	500	200.00
070465	0001	05/04/2017	A	Preschool tuition	03	001	1211	0000	000000	500	100.00
070477	0001	05/08/2017	A	Siegenthaler Feb tuition	03	001	1211	0000	000000	000	614.58
070482	0001	05/08/2017	A	Preschool tuition	03	001	1211	0000	000000	500	700.00
070486	0001	05/10/2017	A	Preschool tuition	03	001	1211	0000	000000	500	300.00
070521	0001	05/12/2017	A	Goldsmith May tuition	03	001	1211	0000	000000	000	614.58
070535	0001	05/15/2017	A	Preschool tuition - Biswas/Po	03	001	1211	0000	000000	500	200.00
070540	0001	05/16/2017	A	Preschool tuition - Bradshaw	03	001	1211	0000	000000	500	100.00
070558	0001	05/18/2017	A	Tuition pymt	03	001	1211	0000	000000	000	1,229.16
070583	0001	05/22/2017	A	Weeks May tuition	03	001	1211	0000	000000	000	614.58
070587	0001	05/22/2017	A	Weeks May tuition	03	001	1211	0000	000000	000	614.58
070587	0002	05/22/2017	A	Weeks May tuition	03	001	1211	0000	000000	000	611.64
070626	0001	05/25/2017	A	Preschool tuition	03	001	1211	0000	000000	500	460.00
070633	0001	05/26/2017	A	Preschool tuition	03	001	1211	0000	000000	500	100.00
RCPT CODE SUB-TOTAL:											5,329.96
070430	0012	05/05/2017	A	Open Enrollment Revenue	03	001	1227	0000	000000	000	109.09
070493	0014	05/19/2017	A	Open Enrollment Revenue	03	001	1227	0000	000000	000	109.09
RCPT CODE SUB-TOTAL:											218.18
070675	0001	05/31/2017	A	Richland Bank May Interest	03	001	1410	0000	000000	000	7,010.30
070676	0001	05/31/2017	A	Richland Bank May Interest	03	001	1410	0000	000000	000	7,010.30
070677	0001	05/31/2017	A	Richland Bank May Interest	03	001	1410	0000	000000	000	7,009.55
RCPT CODE SUB-TOTAL:											7,009.55
070431	0003	05/01/2017	A	Central school fees	03	001	1740	0000	000000	400	17.00
070435	0001	05/01/2017	A	HS School fees	03	001	1740	0000	000000	100	108.00
070439	0001	05/01/2017	A	Summer PE	03	001	1740	0000	080999	100	810.00
070441	0001	05/02/2017	A	Central school fees	03	001	1740	0000	000000	400	7.00
070442	0001	05/02/2017	A	JH School fees	03	001	1740	0000	000000	200	21.75
070449	0001	05/02/2017	A	Western school fees	03	001	1740	0000	000000	500	40.00
070452	0001	05/03/2017	A	HS School fees	03	001	1740	0000	000000	100	65.00
070453	0001	05/03/2017	A	Central school fees	03	001	1740	0000	000000	400	70.00
070466	0001	05/04/2017	A	Central school fees	03	001	1740	0000	000000	400	28.00
070478	0001	05/08/2017	A	Eastern school fees	03	001	1740	0000	000000	300	90.00

STATUS (STS) CODES:

A-RECEIPT B-REFUND OF RECEIPT V-VOID REFUND OF RECEIPT X-REDUCTION OF EXPENDITURE
 C-APPROPRIATION OR BUDGET MODIFICATIONS D-EXPENSE/SUPPLIES DISTRIBUTION F-FUND TO FUND TRANSFER

DATE: 06/02/2017
 TIME: 12:06

LEXINGTON LOCAL SCHOOLS
 TRANS. BY FUND/RCPT, ALL FUNDS
 DATES 05/01/2017 THRU 05/31/2017
 SORTED BY TRANSACTION DATE

PAGE: 2
 (RECLD)

TRANS NO	ITEM NO	TRANS DATE	STS	DESCRIPTION OR SOURCE	TI	FUND	RCPT	SPCC	SURJ	OPU	TRANS AMOUNT
070479	0001	05/09/2017	A	HS school fees	03	001	1740	0000	000000	100	17.00
070513	0002	05/11/2017	A	Central School fees	03	001	1740	0000	000000	400	22.00
070528	0001	05/12/2017	A	HS School fees	03	001	1740	0000	000000	100	46.00
070531	0002	05/15/2017	A	Eastern school fees	03	001	1740	0000	000000	300	30.00
070537	0003	05/15/2017	A	Central School Fees	03	001	1740	0000	000000	400	2.50
070491	0001	05/16/2017	B	SUMMER GYM REFUND-- ANNABELLA	03	001	1740	0000	080999	100	90.00-
070538	0001	05/16/2017	A	Summer PE	03	001	1740	0000	080999	100	810.00
070541	0001	05/16/2017	A	Western school fees	03	001	1740	0000	000000	500	20.00
070548	0001	05/17/2017	A	HS School Fees	03	001	1740	0000	000000	100	25.00
070595	0001	05/19/2017	A	HS School fees	03	001	1740	0000	000000	100	319.00
070598	0001	05/19/2017	A	HS School fees	03	001	1740	0000	000000	100	400.00
070599	0001	05/19/2017	A	HS School fees	03	001	1740	0000	000000	100	168.00
070600	0001	05/22/2017	A	HS School fees	03	001	1740	0000	000000	100	10.00
070603	0001	05/22/2017	A	HS School fees	03	001	1740	0000	000000	100	1,800.00
070585	0001	05/23/2017	A	HS School fees - CCP Reimb	03	001	1740	0000	000000	100	1,328.00
070611	0001	05/23/2017	A	HS School fees	03	001	1740	0000	000000	100	239.00
070612	0001	05/23/2017	A	HS School fees	03	001	1740	0000	000000	100	600.00
070491	0001	05/24/2017	V	SUMMER GYM REFUND-- ANNABELLA	03	001	1740	0000	080999	100	90.00
070616	0001	05/24/2017	A	Eastern school fees	03	001	1740	0000	000000	300	316.00
070621	0001	05/25/2017	A	HS School fees	03	001	1740	0000	000000	100	81.00
070622	0001	05/25/2017	A	Western school fees	03	001	1740	0000	000000	500	100.00
070624	0001	05/25/2017	A	HS School fees	03	001	1740	0000	000000	100	200.00
070625	0001	05/25/2017	A	HS School fees	03	001	1740	0000	000000	100	205.40
070631	0001	05/25/2017	A	Central school fees	03	001	1740	0000	000000	400	84.00
070634	0001	05/26/2017	A	HS School fees	03	001	1740	0000	000000	100	300.00
070635	0001	05/26/2017	A	Summer PE	03	001	1740	0000	080999	100	360.00
070639	0001	05/30/2017	A	HS School fees	03	001	1740	0000	000000	100	600.00
070640	0001	05/30/2017	A	HS School fees	03	001	1740	0000	000000	100	133.00
070648	0001	05/31/2017	A	Summer PE	03	001	1740	0000	080999	100	180.00
070649	0001	05/31/2017	A	HS School fees	03	001	1740	0000	000000	100	393.50
070650	0001	05/31/2017	A	HS School fees	03	001	1740	0000	000000	100	400.00
070651	0001	05/31/2017	A	HS Fees - Pay For It	03	001	1740	0000	000000	100	18.25
070651	0002	05/31/2017	A	Central Fees - Pay For It	03	001	1740	0000	000000	400	90.00
070651	0003	05/31/2017	A	Jr High Fees - Pay For It	03	001	1740	0000	000000	400	0.00
070651	0004	05/31/2017	A	Eastern Fees - Pay For It	03	001	1740	0000	000000	400	90.00
070651	0005	05/31/2017	A	Western Fees - Pay For It	03	001	1740	0000	000000	400	0.00
070654	0001	05/31/2017	B	SUMMER PE REFUND-- CHAYSE	03	001	1740	0000	080999	100	90.00-
070655	0001	05/31/2017	B	FEE REFUND--GRANT	03	001	1740	0000	000000	100	10.00-
070656	0001	05/31/2017	B	FEE REFUND-- JAKOB/CAMDEN	03	001	1740	0000	000000	100	213.00-
070657	0001	05/31/2017	B	REFUND FOR CPR	03	001	1740	0000	000000	100	81.00-
RCPT CODE SUB-TOTAL:											10,250.40
070637	0001	05/30/2017	A	Bldg rental	03	001	1810	0000	000000	000	75.00

STATUS (STS) CODES:

A-RECEIPT B-REFUND OF RECEIPT V-VOID REFUND OF RECEIPT X-REDUCTION OF EXPENDITURE
 C-APPROPRIATION OR BUDGET MODIFICATIONS D-EXPENSE/SUPPLIES DISTRIBUTION F-FUND TO FUND TRANSFER

TRANS NO	ITEM NO	TRANS DATE	STS	DESCRIPTION OR SOURCE	TI	FUND	RCPT	SPCC	SUBJ	OPU	TRANS AMOUNT
RCPT CODE SUB-TOTAL:											75.00
070594	0002	05/19/2017	A	Benefit costs for tourn	03	001	1890	0000	000000	000	106.18
070646	0002	05/31/2017	A	Softball Tourn custodians	03	001	1890	0000	000000	000	162.58
070646	0004	05/31/2017	A	Track Tourn Custodians	03	001	1890	0000	000000	000	263.27
070646	0006	05/31/2017	A	Track tourn payroll benefits	03	001	1890	0000	000000	000	480.65
RCPT CODE SUB-TOTAL:											1,012.60
070430	0001	05/05/2017	A	Opportunity Grant	03	001	3110	0000	000000	000	299,742.92
070430	0002	05/05/2017	A	Targeted Assistance	03	001	3110	0000	000000	000	24,979.69
070430	0003	05/05/2017	A	K-3 Literacy Funding	03	001	3110	0000	000000	000	5,814.14
070430	0005	05/05/2017	A	Limited English Prof Funding	03	001	3110	0000	000000	000	140.46
070430	0006	05/05/2017	A	Gifted Education Funding	03	001	3110	0000	000000	000	5,083.01
070430	0007	05/05/2017	A	Transportation	03	001	3110	0000	000000	000	22,452.01
070430	0008	05/05/2017	A	Special Education Funding	03	001	3110	0000	000000	000	38,309.25
070430	0010	05/05/2017	A	Preschool Special Educ Funding	03	001	3110	0000	000000	000	7,832.94
070430	0011	05/05/2017	A	Special Educ Transportation	03	001	3110	0000	000000	000	1,680.60
070430	0019	05/05/2017	A	JV01 FY 2016 SFPR Adjustment	03	001	3110	0000	000000	000	836.22-
070430	0020	05/05/2017	A	JV02 FY 2016 SFPR Adjustment	03	001	3110	0000	000000	000	995.62-
070493	0001	05/19/2017	A	Opportunity Grant	03	001	3110	0000	000000	000	301,233.88
070493	0002	05/19/2017	A	Targeted Assistance	03	001	3110	0000	000000	000	28,095.80
070493	0003	05/19/2017	A	K-3 Literacy Funding	03	001	3110	0000	000000	000	5,842.02
070493	0005	05/19/2017	A	Limited English Prof Funding	03	001	3110	0000	000000	000	78.91
070493	0006	05/19/2017	A	Gifted Education Funding	03	001	3110	0000	000000	000	5,358.62
070493	0007	05/19/2017	A	Transportation	03	001	3110	0000	000000	000	22,451.99
070493	0008	05/19/2017	A	Special Education Funding	03	001	3110	0000	000000	000	38,645.27
070493	0010	05/19/2017	A	Graduation Bonus	03	001	3110	0000	000000	000	15.93-
070493	0011	05/19/2017	A	Third Grade Reading Bonus	03	001	3110	0000	000000	000	10.32-
070493	0012	05/19/2017	A	Preschool Special Educ Funding	03	001	3110	0000	000000	000	7,713.98
070493	0013	05/19/2017	A	Special Educ Transportation	03	001	3110	0000	000000	000	1,681.49
070493	0021	05/19/2017	A	JV01 FY 2016 SFPR Adjustment	03	001	3110	0000	000000	000	836.22-
070493	0022	05/19/2017	A	JV02 FY 2016 SFPR Adjustment	03	001	3110	0000	000000	000	995.62-
070493	0023	05/19/2017	A	JV17 FY 2016 SFPR Adjustment	03	001	3110	0000	000000	000	6.35-
RCPT CODE SUB-TOTAL:											813,440.60
070430	0004	05/05/2017	A	Economic Disadvantaged Funding	03	001	3211	0000	000000	000	4,002.81
070493	0004	05/19/2017	A	Economic Disadvantaged Funding	03	001	3211	0000	000000	000	2,144.55
RCPT CODE SUB-TOTAL:											6,147.36
070430	0009	05/05/2017	A	Career Tech Education Funding	03	001	3219	0000	000000	000	486.54

STATUS (STS) CODES:
 A-RECEIPT B-REFUND OF RECEIPT V-VOID REFUND OF RECEIPT X-REDUCTION OF EXPENDITURE
 C-APPROPRIATION OR BUDGET MODIFICATIONS D-EXPENSE/SUPPLIES DISTRIBUTION F-FUND TO FUND TRANSFER

TRANS NO	ITEM NO	TRANS DATE	STS	DESCRIPTION OR SOURCE	TI	FUND	RCPT	SPCC	SUBT	OPU	TRANS AMOUNT
070493	0009	05/19/2017	A	Career Tech Education Funding	03	001	3219	0000	000000	000	2,634.46
RCPT CODE SUB-TOTAL:											3,121.00
070660	0001	05/22/2017	A	MEDICAID Recd -5/22/17	03	001	3300	0000	000000	000	2,833.00
070658	0001	05/31/2017	A	MEDICAID Recd -5/21/17	03	001	3300	0000	000000	000	2,211.26
070658	0002	05/31/2017	A	MEDICAID Recd 5/11/17	03	001	3300	0000	000000	000	41,598.23
RCPT CODE SUB-TOTAL:											46,642.49
070584	0001	05/22/2017	A	E-Rate PCTC	03	001	5300	0000	000000	000	32,920.80
RCPT CODE SUB-TOTAL:											32,920.80
FUND CODE SUB-TOTAL:											928,459.04
070579	0003	05/19/2017	A	MH Tax - Richland Perm Imp	03	003	1111	0000	000000	000	143.45
RCPT CODE SUB-TOTAL:											143.45
FUND CODE SUB-TOTAL:											143.45
070675	0005	05/31/2017	A	Richland Bank May Interest	03	006	1410	0000	000000	000	0.00
070676	0005	05/31/2017	A	Richland Bank May Interest	03	006	1410	0000	000000	000	0.00
070677	0005	05/31/2017	A	Richland Bank May Interest	03	006	1410	0000	000000	000	0.00
RCPT CODE SUB-TOTAL:											0.00
070488	0026	05/05/2017	A	HS Breakfast	03	006	1511	0000	000000	100	181.85
070488	0027	05/05/2017	A	Jr. Hi Breakfast	03	006	1511	0000	000000	200	22.95
070488	0028	05/05/2017	A	Eastern Breakfast	03	006	1511	0000	000000	300	62.95
070488	0029	05/05/2017	A	Central Breakfast	03	006	1511	0000	000000	400	45.90
070488	0030	05/05/2017	A	Western Breakfast	03	006	1511	0000	000000	500	33.55
070551	0026	05/12/2017	A	HS Breakfast	03	006	1511	0000	000000	100	148.65
070551	0027	05/12/2017	A	Jr. Hi Breakfast	03	006	1511	0000	000000	200	21.40
070551	0028	05/12/2017	A	Eastern Breakfast	03	006	1511	0000	000000	300	41.65
070551	0029	05/12/2017	A	Central Breakfast	03	006	1511	0000	000000	400	50.40
070551	0030	05/12/2017	A	Western Breakfast	03	006	1511	0000	000000	500	26.70
070574	0026	05/19/2017	A	HS Breakfast	03	006	1511	0000	000000	100	172.90
070574	0027	05/19/2017	A	Jr. Hi Breakfast	03	006	1511	0000	000000	200	24.95
070574	0028	05/19/2017	A	Eastern Breakfast	03	006	1511	0000	000000	300	46.45
070574	0029	05/19/2017	A	Central Breakfast	03	006	1511	0000	000000	400	51.90

STATUS (STS) CODES:

A-RECEIPT B-REFUND OF RECEIPT V-VOID REFUND OF RECEIPT X-REDUCTION OF EXPENDITURE
 C-APPROPRIATION OR BUDGET MODIFICATIONS D-EXPENSE/SUPPLIES DISTRIBUTION F-FUND TO FUND TRANSFER

TRANS NO	ITEM NO	TRANS DATE	STS	DESCRIPTION OR SOURCE	TI	FUND	RCPT	SPCC	SURJ	OPU	TRANS AMOUNT
070574	0030	05/19/2017	A	Western Breakfast	03	006	1511	0000	000000	500	21.88
070647	0026	05/31/2017	A	HS Breakfast	03	006	1511	0000	000000	100	143.00
070647	0027	05/31/2017	A	Jr. Hi Breakfast	03	006	1511	0000	000000	200	15.30
070647	0028	05/31/2017	A	Eastern Breakfast	03	006	1511	0000	000000	300	36.95
070647	0029	05/31/2017	A	Central Breakfast	03	006	1511	0000	000000	400	29.60
070647	0030	05/31/2017	A	Western Breakfast	03	006	1511	0000	000000	500	13.60
RCPT CODE SUB-TOTAL:											1,192.53
070488	0001	05/05/2017	A	HS Stu. Type A	03	006	1512	0000	000000	100	2,679.80
070488	0005	05/05/2017	A	HS ROA Stu. Type A	03	006	1512	0000	000000	100	1,371.55-
070488	0006	05/05/2017	A	Jr Hi Stu. Type A	03	006	1512	0000	000000	200	1,208.75
070488	0010	05/05/2017	A	Jr. Hi. ROA Stu Type A	03	006	1512	0000	000000	200	670.45-
070488	0011	05/05/2017	A	Eastern Stu. Type A	03	006	1512	0000	000000	300	1,263.45
070488	0015	05/05/2017	A	Eastern ROA Stu. Type A	03	006	1512	0000	000000	300	678.74-
070488	0016	05/05/2017	A	Central Stu. Type A	03	006	1512	0000	000000	400	1,208.35
070488	0020	05/05/2017	A	Central ROA Stu. Type A	03	006	1512	0000	000000	400	543.37-
070488	0021	05/05/2017	A	Western Stu. Type A	03	006	1512	0000	000000	500	943.25
070488	0025	05/05/2017	A	Western ROA Stu. Type A	03	006	1512	0000	000000	500	489.08-
070551	0001	05/12/2017	A	HS Stu. Type A	03	006	1512	0000	000000	100	2,732.00
070551	0005	05/12/2017	A	HS ROA Stu. Type A	03	006	1512	0000	000000	100	1,201.47-
070551	0006	05/12/2017	A	Jr Hi Stu. Type A	03	006	1512	0000	000000	200	1,250.75
070551	0010	05/12/2017	A	Jr. Hi. ROA Stu Type A	03	006	1512	0000	000000	200	924.49-
070551	0011	05/12/2017	A	Eastern Stu. Type A	03	006	1512	0000	000000	300	1,241.40
070551	0015	05/12/2017	A	Eastern ROA Stu. Type A	03	006	1512	0000	000000	300	765.23-
070551	0016	05/12/2017	A	Central Stu. Type A	03	006	1512	0000	000000	400	1,055.55
070551	0020	05/12/2017	A	Central ROA Stu. Type A	03	006	1512	0000	000000	400	652.08-
070551	0021	05/12/2017	A	Western Stu. Type A	03	006	1512	0000	000000	500	1,091.70
070551	0025	05/12/2017	A	Western ROA Stu. Type A	03	006	1512	0000	000000	500	614.45-
070593	0001	05/18/2017	A	NSF Check BC HS Lunch	03	006	1512	0000	000000	100	25.00-
070574	0001	05/19/2017	A	HS Stu. Type A	03	006	1512	0000	000000	100	2,640.20
070574	0005	05/19/2017	A	HS ROA Stu. Type A	03	006	1512	0000	000000	100	1,898.35-
070574	0006	05/19/2017	A	Jr Hi Stu. Type A	03	006	1512	0000	000000	200	1,243.65
070574	0010	05/19/2017	A	Jr. Hi. ROA Stu Type A	03	006	1512	0000	000000	200	1,040.10-
070574	0011	05/19/2017	A	Eastern Stu. Type A	03	006	1512	0000	000000	300	1,246.15
070574	0015	05/19/2017	A	Eastern ROA Stu. Type A	03	006	1512	0000	000000	300	1,035.10-
070574	0016	05/19/2017	A	Central Stu. Type A	03	006	1512	0000	000000	400	1,099.55
070574	0020	05/19/2017	A	Central ROA Stu. Type A	03	006	1512	0000	000000	400	688.38-
070574	0021	05/19/2017	A	Western Stu. Type A	03	006	1512	0000	000000	500	879.60
070574	0025	05/19/2017	A	Western ROA Stu. Type A	03	006	1512	0000	000000	500	645.35-
070614	0001	05/24/2017	A	NSF Check BC reimb	03	006	1512	0000	000000	100	25.00
070647	0001	05/31/2017	A	HS Stu. Type A	03	006	1512	0000	000000	100	1,625.20
070647	0005	05/31/2017	A	HS ROA Stu. Type A	03	006	1512	0000	000000	100	1,163.76-
070647	0006	05/31/2017	A	Jr Hi Stu. Type A	03	006	1512	0000	000000	200	734.00

STATUS (STS) CODES:
 A-RECEIPT B-REFUND OF RECEIPT V-VOID REFUND OF RECEIPT X-REDUCTION OF EXPENDITURE
 C-APPROPRIATION OR BUDGET MODIFICATIONS D-EXPENSE/SUPPLIES DISTRIBUTION F-FUND TO FUND TRANSFER

TRANS NO	ITEM NO	TRANS DATE	STS	DESCRIPTION OR SOURCE	TI	FUND	RCPT	SPCC	SUBJ	QTY	TRANS AMOUNT
070647	0010	05/31/2017	A	Jr. Hi ROA Stu Type A	03	006	1512	0000	000000	200	470.65-
070647	0011	05/31/2017	A	Eastern Stu. Type A	03	006	1512	0000	000000	300	1,040.15
070647	0015	05/31/2017	A	Eastern ROA Stu. Type A	03	006	1512	0000	000000	300	507.83-
070647	0016	05/31/2017	A	Central Stu. Type A	03	006	1512	0000	000000	400	756.80
070647	0020	05/31/2017	A	Central ROA Stu. Type A	03	006	1512	0000	000000	400	367.31-
070647	0021	05/31/2017	A	Western Stu. Type A	03	006	1512	0000	000000	500	751.45
070647	0025	05/31/2017	A	Western ROA Stu. Type A	03	006	1512	0000	000000	500	349.70-
070651	0006	05/31/2017	A	HS Lunch - Pay For It	03	006	1512	0000	000000	100	2,513.65
070651	0007	05/31/2017	A	Jr High Lunch - Pay For It	03	006	1512	0000	000000	200	1,623.30
070651	0008	05/31/2017	A	Eastern Lunch - Pay For It	03	006	1512	0000	000000	300	1,724.40
070651	0009	05/31/2017	A	Central Lunch - Pay For It	03	006	1512	0000	000000	400	862.75
070651	0010	05/31/2017	A	Western Lunch - Pay For It	03	006	1512	0000	000000	500	1,420.00
070652	0001	05/31/2017	B	LUNCH ACCT REFUND-CAITLYN	03	006	1512	0000	000000	100	6.20-
070653	0001	05/31/2017	B	LUNCH ACCT REFUND- SHELBY	03	006	1512	0000	000000	100	8.51-
RCPT CODE SUB-TOTAL:											18,743.70
070488	0003	05/05/2017	A	HS Stu. Ala Carte	03	006	1513	0000	000000	100	1,568.65
070488	0008	05/05/2017	A	Jr. Hi Stu. Ala Carte	03	006	1513	0000	000000	200	467.25
070488	0013	05/05/2017	A	Eastern Stu. Ala Carte	03	006	1513	0000	000000	300	257.75
070488	0018	05/05/2017	A	Central Stu. Ala Carte	03	006	1513	0000	000000	400	122.25
070488	0023	05/05/2017	A	Western Stu. Ala Carte	03	006	1513	0000	000000	500	153.00
070551	0003	05/12/2017	A	HS Stu. Ala Carte	03	006	1513	0000	000000	100	1,470.15
070551	0008	05/12/2017	A	Jr. Hi Stu. Ala Carte	03	006	1513	0000	000000	200	485.75
070551	0013	05/12/2017	A	Eastern Stu. Ala Carte	03	006	1513	0000	000000	300	259.55
070551	0018	05/12/2017	A	Central Stu. Ala Carte	03	006	1513	0000	000000	400	117.00
070551	0023	05/12/2017	A	Western Stu. Ala Carte	03	006	1513	0000	000000	500	143.10
070574	0003	05/19/2017	A	HS Stu. Ala Carte	03	006	1513	0000	000000	100	1,425.35
070574	0008	05/19/2017	A	Jr. Hi Stu. Ala Carte	03	006	1513	0000	000000	200	453.30
070574	0013	05/19/2017	A	Eastern Stu. Ala Carte	03	006	1513	0000	000000	300	243.25
070574	0018	05/19/2017	A	Central Stu. Ala Carte	03	006	1513	0000	000000	400	108.15
070574	0023	05/19/2017	A	Western Stu. Ala Carte	03	006	1513	0000	000000	500	93.47
070647	0003	05/31/2017	A	HS Stu. Ala Carte	03	006	1513	0000	000000	100	962.75
070647	0008	05/31/2017	A	Jr. Hi Stu. Ala Carte	03	006	1513	0000	000000	200	309.75
070647	0013	05/31/2017	A	Eastern Stu. Ala Carte	03	006	1513	0000	000000	300	165.85
070647	0018	05/31/2017	A	Central Stu. Ala Carte	03	006	1513	0000	000000	400	73.00
070647	0023	05/31/2017	A	Western Stu. Ala Carte	03	006	1513	0000	000000	500	50.50
RCPT CODE SUB-TOTAL:											8,929.82
070488	0002	05/05/2017	A	HS Stu. Milk	03	006	1514	0000	000000	100	21.00
070488	0007	05/05/2017	A	Jr. Hi. Stu Milk	03	006	1514	0000	000000	200	14.50
070488	0012	05/05/2017	A	Eastern Stu. Milk	03	006	1514	0000	000000	300	6.00
070488	0017	05/05/2017	A	Central Stu. Milk	03	006	1514	0000	000000	400	11.50

STATUS (STS) CODES:

A-RECEIPT B-REFUND OF RECEIPT V-VOID REFUND OF RECEIPT X-REDUCTION OF EXPENDITURE
 C-APPROPRIATION OR BUDGET MODIFICATIONS D-EXPENSE/SUPPLIES DISTRIBUTION F-FUND TO FUND) TRANSFER

LEXINGTON LOCAL SCHOOLS
 TRANS. BY FUND/RCPT, ALL FUNDS
 DATES 05/01/2017 THRU 05/31/2017
 SORTED BY TRANSACTION DATE

TRANS NO	ITEM NO	TRANS DATE	STS	DESCRIPTION OR SOURCE	TI	FUND	RCPT	SPCC	SUBJ	OPU	TRANS AMOUNT
070488	0022	05/05/2017	A	Western Stu. Milk	03	006	1514	0000	000000	500	15.00
070551	0002	05/12/2017	A	HS Stu. Milk	03	006	1514	0000	000000	100	19.00
070551	0007	05/12/2017	A	Jr. Hi. Stu Milk	03	006	1514	0000	000000	200	19.00
070551	0012	05/12/2017	A	Eastern Stu. Milk	03	006	1514	0000	000000	300	4.00
070551	0017	05/12/2017	A	Central Stu. Milk	03	006	1514	0000	000000	400	10.50
070551	0022	05/12/2017	A	Western Stu. Milk	03	006	1514	0000	000000	500	20.00
070574	0002	05/19/2017	A	HS Stu. Milk	03	006	1514	0000	000000	100	18.00
070574	0007	05/19/2017	A	Jr. Hi. Stu Milk	03	006	1514	0000	000000	200	21.50
070574	0012	05/19/2017	A	Eastern Stu. Milk	03	006	1514	0000	000000	300	5.50
070574	0017	05/19/2017	A	Central Stu. Milk	03	006	1514	0000	000000	400	8.50
070574	0022	05/19/2017	A	Western Stu. Milk	03	006	1514	0000	000000	500	12.50
070647	0002	05/31/2017	A	HS Stu. Milk	03	006	1514	0000	000000	100	23.50
070647	0007	05/31/2017	A	Jr. Hi. Stu Milk	03	006	1514	0000	000000	200	14.50
070647	0012	05/31/2017	A	Eastern Stu. Milk	03	006	1514	0000	000000	300	2.50
070647	0017	05/31/2017	A	Central Stu. Milk	03	006	1514	0000	000000	400	8.00
070647	0022	05/31/2017	A	Western Stu. Milk	03	006	1514	0000	000000	500	10.00
RCPT CODE SUB-TOTAL:											265.00
070488	0004	05/05/2017	A	HS Adult Ala Carte	03	006	1523	0000	000000	100	84.80
070488	0009	05/05/2017	A	Jr. Hi Adult Ala Carte	03	006	1523	0000	000000	200	34.25
070488	0014	05/05/2017	A	Eastern Adult Ala Carte	03	006	1523	0000	000000	300	37.00
070488	0019	05/05/2017	A	Central Adult Ala Carte	03	006	1523	0000	000000	400	36.00
070488	0024	05/05/2017	A	Western Adult Ala Carte	03	006	1523	0000	000000	500	29.50
070551	0004	05/12/2017	A	HS Adult Ala Carte	03	006	1523	0000	000000	100	112.40
070551	0009	05/12/2017	A	Jr. Hi Adult Ala Carte	03	006	1523	0000	000000	200	34.00
070551	0014	05/12/2017	A	Eastern Adult Ala Carte	03	006	1523	0000	000000	300	17.50
070551	0019	05/12/2017	A	Central Adult Ala Carte	03	006	1523	0000	000000	400	54.80
070551	0024	05/12/2017	A	Western Adult Ala Carte	03	006	1523	0000	000000	500	6.25
070574	0004	05/19/2017	A	HS Adult Ala Carte	03	006	1523	0000	000000	100	99.80
070574	0009	05/19/2017	A	Jr. Hi Adult Ala Carte	03	006	1523	0000	000000	200	17.75
070574	0014	05/19/2017	A	Eastern Adult Ala Carte	03	006	1523	0000	000000	300	29.00
070574	0019	05/19/2017	A	Central Adult Ala Carte	03	006	1523	0000	000000	400	53.75
070574	0024	05/19/2017	A	Western Adult Ala Carte	03	006	1523	0000	000000	500	8.55
070647	0004	05/31/2017	A	HS Adult Ala Carte	03	006	1523	0000	000000	100	59.40
070647	0009	05/31/2017	A	Jr. Hi Adult Ala Carte	03	006	1523	0000	000000	200	21.25
070647	0014	05/31/2017	A	Eastern Adult Ala Carte	03	006	1523	0000	000000	300	26.00
070647	0019	05/31/2017	A	Central Adult Ala Carte	03	006	1523	0000	000000	400	40.75
070647	0024	05/31/2017	A	Western Adult Ala Carte	03	006	1523	0000	000000	500	50.50
RCPT CODE SUB-TOTAL:											853.25
070670	0001	05/24/2017	A	Federal Reimb Lunch High	03	006	4120	0000	000000	100	5,435.00
070670	0002	05/24/2017	A	Federal Reimb Lunch Jr High	03	006	4120	0000	000000	200	4,336.02

STATUS (STS) CODES:

A-RECEIPT B-REFUND OF RECEIPT V-VOID REFUND OF RECEIPT X-REDUCTION OF EXPENDITURE
 C-APPROPRIATION OR BUDGET MODIFICATIONS D-EXPENSE/SUPPLIES DISTRIBUTION F-FUND TO FUND TRANSFER

TRANS NO	ITEM NO	TRANS DATE	STS	DESCRIPTION OR SOURCE	TI	FUND	RCPT	SPCC	SUB7	OPU	TRANS AMOUNT
070670	0003	05/24/2017	A	Federal Reimb Lunch Central	03	006	4120	0000	000000	400	4,534.52
070670	0004	05/24/2017	A	Federal Reimb Lunch East	03	006	4120	0000	000000	300	6,022.78
070670	0005	05/24/2017	A	Federal Reimb Lunch Western	03	006	4120	0000	000000	500	3,605.70
070670	0006	05/24/2017	A	Fed Reimb Breakfast - High	03	006	4120	0000	000000	100	684.21
070670	0007	05/24/2017	A	Federal Reimb Breakfast - Jr H	03	006	4120	0000	000000	200	579.31
070670	0008	05/24/2017	A	Federal Reimb Break - Central	03	006	4120	0000	000000	400	788.47
070670	0009	05/24/2017	A	Federal Reimb Break - East	03	006	4120	0000	000000	300	1,077.92
070670	0010	05/24/2017	A	Federal Reimb Break - Western	03	006	4120	0000	000000	500	730.34
070670	0011	05/24/2017	A	Preschool Milk - Western	03	006	4120	1280	000000	500	106.37
RCPT CODE SUB-TOTAL:											27,900.64
FUND CODE SUB-TOTAL:											57,884.94
070675	0006	05/31/2017	A	Richland Bank May Interest	03	007	1410	9100	000000	000	9.11
070676	0006	05/31/2017	A	Richland Bank May Interest	03	007	1410	9100	000000	000	9.11-
070677	0006	05/31/2017	A	Richland Bank May Interest	03	007	1410	9100	000000	000	10.18
RCPT CODE SUB-TOTAL:											10.18
070477	0002	05/08/2017	A	TRUIST Academic Donation	03	007	1820	9100	000000	000	7.60
070580	0002	05/18/2017	A	Lex Minuteman Scholar donation	03	007	1820	9100	000000	000	100.00
RCPT CODE SUB-TOTAL:											107.60
FUND CODE SUB-TOTAL:											117.78
070675	0003	05/31/2017	A	Richland Bank May Interest	03	007	1410	9800	000000	000	8.47
070676	0003	05/31/2017	A	Richland Bank May Interest	03	007	1410	9800	000000	000	8.47-
070677	0003	05/31/2017	A	Richland Bank May Interest	03	007	1410	9800	000000	000	9.39
RCPT CODE SUB-TOTAL:											9.39
FUND CODE SUB-TOTAL:											9.39
070675	0004	05/31/2017	A	Richland Bank May Interest	03	007	1410	9801	000000	000	1.24
070676	0004	05/31/2017	A	Richland Bank May Interest	03	007	1410	9801	000000	000	1.24-
070677	0004	05/31/2017	A	Richland Bank May Interest	03	007	1410	9801	000000	000	0.00
RCPT CODE SUB-TOTAL:											0.00

STATUS (STS) CODES:
 A-RECEIPT B-REFUND OF RECEIPT V-VOID REFUND OF RECEIPT X-REDUCTION OF EXPENDITURE
 C-APPROPRIATION OR BUDGET MODIFICATIONS D-EXPENSE/SUPPLIES DISTRIBUTION F-FUND TO FUND TRANSFER

DATE: 06/02/2017
 TIME: 12:06

LEXINGTON LOCAL SCHOOLS
 TRANS. BY FUND/RCPT, ALL FUNDS
 DATES 05/01/2017 THRU 05/31/2017
 SORTED BY TRANSACTION DATE

PAGE: 9
 (REC'D)

TRANS NO	ITEM NO	TRANS DATE	STS	DESCRIPTION OR SOURCE	TI	FUND	RCPT	SPCC	SUBJ	OPU	TRANS AMOUNT
070561	0001	05/18/2017	A	Lex Minuteman Scholar donation	03	007	1820	9801	000000	000	100.00
070580	0001	05/18/2017	A	Lex Minuteman Scholar donation	03	007	1820	9801	000000	000	100.00
RCPT CODE SUB-TOTAL:											0.00
FUND CODE SUB-TOTAL:											0.00
070437	0001	05/01/2017	A	MH Prom Ticket sales	03	018	1690	9100	000000	000	220.00
070450	0001	05/03/2017	A	Ohio Pyle commission	03	018	1690	9100	000000	000	43.81
070472	0001	05/05/2017	A	MH Coffee service	03	018	1690	9100	000000	000	46.75
070527	0001	05/12/2017	A	MH Coffee service	03	018	1690	9100	000000	000	21.59
070549	0001	05/16/2017	A	Cuyahoga Vending	03	018	1690	9100	000000	000	15.89
RCPT CODE SUB-TOTAL:											348.04
FUND CODE SUB-TOTAL:											348.04
070501	0001	05/11/2017	A	JH Memory book Sales	03	018	1620	9200	000000	000	28.00
RCPT CODE SUB-TOTAL:											28.00
FUND CODE SUB-TOTAL:											28.00
070532	0001	05/15/2017	A	Eastern Yearbook Sales	03	018	1620	9300	000000	000	416.50
RCPT CODE SUB-TOTAL:											416.50
070446	0001	05/02/2017	A	6th gr promotion	03	018	1690	9300	000000	000	1,048.00
070476	0001	05/08/2017	A	6th gr promotion pymts	03	018	1690	9300	000000	000	935.00
070533	0001	05/15/2017	A	Promotion money	03	018	1690	9300	000000	000	168.00
RCPT CODE SUB-TOTAL:											2,151.00
070531	0001	05/15/2017	A	Kona Truck Fundraiser	03	018	1820	9300	000000	000	143.73
070615	0001	05/24/2017	A	Yearbook sales	03	018	1820	9300	000000	000	39.00
RCPT CODE SUB-TOTAL:											182.73
FUND CODE SUB-TOTAL:											2,750.23

STATUS (STS) CODES:

A-RECEIPT B-REFUND OF RECEIPT V-VOID REFUND OF RECEIPT X-REDUCTION OF EXPENDITURE
 C-APPROPRIATION OR BUDGET MODIFICATIONS D-EXPENSE/SUPPLIES DISTRIBUTION F-FUND TO FUND TRANSFER

TRANS NO	ITEM NO	TRANS DATE	STS	DESCRIPTION OR SOURCE	TI	FUND	RCPT	SPCC	SUBJ	DFU	TRANS AMOUNT
070484	0001	05/09/2017	A	Eastern BookFair	03	018	1690	9301	000000	300	387.00
070503	0001	05/10/2017	A	Eastern BookFair	03	018	1690	9301	000000	300	714.00
070504	0001	05/11/2017	A	Eastern BookFair	03	018	1690	9301	000000	300	1,278.09
070674	0001	05/12/2017	A	Eastern Bookfair	03	018	1690	9301	000000	300	1,364.37
RCPT CODE SUB-TOTAL:											3,743.46
FUND CODE SUB-TOTAL:											3,743.46
070530	0001	05/12/2017	A	Popcorn sale	03	018	1620	9400	000000	000	6.50
070537	0001	05/15/2017	A	Popcorn sale	03	018	1620	9400	000000	000	41.00
070543	0001	05/16/2017	A	Popcorn sale	03	018	1620	9400	000000	000	71.00
070581	0002	05/17/2017	A	Popcorn fundraiser	03	018	1620	9400	000000	000	72.00
070582	0002	05/17/2017	A	Popcorn fundraiser	03	018	1620	9400	000000	000	110.50
070644	0002	05/31/2017	A	Popcorn sales	03	018	1620	9400	000000	000	27.50
RCPT CODE SUB-TOTAL:											328.50
070431	0001	05/01/2017	A	Central fees - princ acct	03	018	1630	9400	000000	000	2.00
070431	0002	05/01/2017	A	1st gr fieldtrip	03	018	1630	9400	000000	000	6.00
070441	0002	05/02/2017	A	Central fees princ acct	03	018	1630	9400	000000	000	2.00
070453	0002	05/03/2017	A	Central fees princ acct	03	018	1630	9400	000000	000	8.00
070466	0002	05/04/2017	A	Central fees princ	03	018	1630	9400	000000	000	2.00
070513	0001	05/11/2017	A	Central fees princ acct	03	018	1630	9400	000000	000	2.00
070537	0002	05/15/2017	A	Central School Fees Princ Acct	03	018	1630	9400	000000	000	2.00
070563	0001	05/17/2017	A	Popcorn fundraiser	03	018	1630	9400	000000	000	72.00
070581	0001	05/17/2017	A	Popcorn fundraiser	03	018	1630	9400	000000	000	72.00-
070582	0001	05/17/2017	A	Popcorn fundraiser	03	018	1630	9400	000000	000	110.50-
070572	0001	05/18/2017	A	Popcorn fundraiser	03	018	1630	9400	000000	000	110.00
070573	0001	05/18/2017	A	Popcorn fundraiser	03	018	1630	9400	000000	000	0.50
070596	0002	05/19/2017	A	Popcorn sales	03	018	1630	9400	000000	000	27.50
070631	0002	05/25/2017	A	Central fees princ acct	03	018	1630	9400	000000	000	6.00
070644	0001	05/31/2017	A	Popcorn sales	03	018	1630	9400	000000	000	27.50-
RCPT CODE SUB-TOTAL:											30.00
FUND CODE SUB-TOTAL:											358.50
070471	0001	05/05/2017	A	Central BookFair Deposit	03	018	1890	9401	000000	000	976.88
070481	0001	05/08/2017	A	Central BookFair Deposit	03	018	1890	9401	000000	000	110.60
070572	0002	05/18/2017	A	Lost library book	03	018	1890	9401	000000	000	5.00
070596	0001	05/19/2017	A	Lost lbrary books	03	018	1890	9401	000000	000	40.00

STATUS (STS) CODES:

A-RECEIPT B-REFUND OF RECEIPT V-VOID REFUND OF RECEIPT X-REDUCTION OF EXPENDITURE
 C-APPROPRIATION OR BUDGET MODIFICATIONS D-EXPENSE/SUPPLIES DISTRIBUTION F-FUND TO FUND TRANSFER

DATE: 06/02/2017
 TIME: 12:06

LEXINGTON LOCAL SCHOOLS
 TRANS. BY FUND/RCPT, ALL FUNDS
 DATES 05/01/2017 THRU 05/31/2017
 SORTED BY TRANSACTION DATE

PAGE: 11
 (RECLE)

TRANS NO	ITEM NO	TRANS DATE	STS	DESCRIPTION OR SOURCE	TI	FUND	RCPT	SPCC	SURJ	OPU	TRANS AMOUNT	
070606	0001	05/23/2017	A	Lost library book	03	018	1890	9401	000000	000	10.00	
											RCPT CODE SUB-TOTAL:	1,142.48
											FUND CODE SUB-TOTAL:	1,142.48
070453	0003	05/03/2017	A	Artome sales	03	018	1690	9402	000000	000	25.00	
070466	0003	05/04/2017	A	Artome sales	03	018	1690	9402	000000	000	100.00	
070470	0001	05/05/2017	A	Artome sales	03	018	1690	9402	000000	000	1,600.00	
070483	0001	05/09/2017	A	Artome sales	03	018	1690	9402	000000	000	25.00	
											RCPT CODE SUB-TOTAL:	1,750.00
											FUND CODE SUB-TOTAL:	1,750.00
070448	0001	05/02/2017	A	2nd gr fieldtrip	03	018	1630	9500	000000	000	24.00	
070449	0002	05/02/2017	A	Western fees princ acct	03	018	1630	9500	000000	000	10.00	
070460	0001	05/03/2017	A	Preschool fieldtrip money	03	018	1630	9500	000000	000	241.00	
070461	0001	05/04/2017	A	Preschool fieldtrip money	03	018	1630	9500	000000	000	4.00	
070487	0001	05/10/2017	A	Preschool Field Trip	03	018	1630	9500	000000	000	4.00	
070536	0001	05/15/2017	A	1st Grade Field Trip	03	018	1630	9500	000000	000	426.00	
070541	0002	05/16/2017	A	Western school fees	03	018	1630	9500	000000	000	10.00	
070542	0001	05/16/2017	A	1st Grade Field Trip	03	018	1630	9500	000000	000	12.00	
070575	0001	05/18/2017	A	1st gr fieldtrip	03	018	1630	9500	000000	000	12.00	
070577	0001	05/19/2017	A	1st gr fieldtrip money	03	018	1630	9500	000000	000	6.00	
070578	0001	05/19/2017	A	Money for purchase of DVDs	03	018	1630	9500	000000	000	20.00	
070620	0001	05/25/2017	A	money for broken equip	03	018	1630	9500	000000	000	60.00	
070623	0001	05/25/2017	A	Western fees princ acct	03	018	1630	9500	000000	000	50.00	
											RCPT CODE SUB-TOTAL:	879.00
070499	0001	05/11/2017	A	Playground Equip Reiab	03	018	1690	9500	000000	000	120.00	
											RCPT CODE SUB-TOTAL:	120.00
											FUND CODE SUB-TOTAL:	999.00
070496	0001	05/09/2017	A	Western Book Fair Deposit	03	018	1890	9501	000000	000	1,130.39	
070619	0001	05/25/2017	A	Lost library book	03	018	1890	9501	000000	000	46.99	
070632	0001	05/26/2017	A	Lost library book	03	018	1890	9501	000000	000	9.99	
											RCPT CODE SUB-TOTAL:	1,187.37
											FUND CODE SUB-TOTAL:	1,187.37

STATUS (STS) CODES:

A-RECEIPT B-REFUND OF RECEIPT V-VOID REFUND OF RECEIPT X-REDUCTION OF EXPENDITURE
 C-APPROPRIATION OR BUDGET MODIFICATIONS D-EXPENSE/SUPPLIES DISTRIBUTION F-FUND TO FUND TRANSFER

LEXINGTON LOCAL SCHOOLS
 TRANS. BY FUND/RCPT, ALL FUNDS
 DATES 05/01/2017 THRU 05/31/2017
 SORTED BY TRANSACTION DATE

TRANS NO	ITEM NO	TRANS DATE	STS	DESCRIPTION OR SOURCE	TI	FUND	RCPT	SPCC	SUBJ	OPU	TRANS AMOUNT
070495	0001	05/09/2017	A	Artome sales	03	018	1690	9503	000000	000	1,800.00
070495	0001	05/10/2017	A	Artome sales	03	018	1690	9503	000000	000	75.00
070534	0001	05/15/2017	A	Artome sales	03	018	1690	9503	000000	000	25.00
RCPT CODE SUB-TOTAL:											1,900.00
FUND CODE SUB-TOTAL:											1,900.00
070498	0003	05/11/2017	A	PTO Recycling-Central	03	019	1890	9121	000000	000	11.91
070489	0003	05/15/2017	A	PTO Recycling-Central	03	019	1890	9121	000000	000	5.35
RCPT CODE SUB-TOTAL:											17.26
FUND CODE SUB-TOTAL:											17.26
070498	0001	05/11/2017	A	PTO Recycling-Eastern	03	019	1890	9122	000000	000	11.92
070489	0001	05/15/2017	A	PTO Recycling-Eastern	03	019	1890	9122	000000	000	5.35
RCPT CODE SUB-TOTAL:											17.27
FUND CODE SUB-TOTAL:											17.27
070498	0002	05/11/2017	A	PTO Recycling-Western	03	019	1890	9123	000000	000	11.92
070489	0002	05/15/2017	A	PTO Recycling-Western	03	019	1890	9123	000000	000	5.35
RCPT CODE SUB-TOTAL:											17.27
FUND CODE SUB-TOTAL:											17.27
070516	0001	05/11/2017	A	Boys Sectional Baseball Tourn	03	022	1615	9601	000000	000	522.00
070524	0001	05/12/2017	A	Boys Sectional Baseball Tourn	03	022	1615	9601	000000	000	608.00
070569	0001	05/17/2017	A	Dist softball tourn adm 5/16	03	022	1615	9601	000000	000	708.00
070559	0001	05/18/2017	A	Dist softball Tourn 5/17 adm	03	022	1615	9601	000000	000	684.00
070560	0001	05/19/2017	A	Dist softball Tourn 5/17 adm	03	022	1615	9601	000000	000	6.00
070594	0001	05/19/2017	A	Tourn Benefit costs	03	022	1615	9601	000000	000	106.18
070604	0001	05/22/2017	A	Dist Softball Tourn adm 5/19	03	022	1615	9601	000000	000	1,134.00
070661	0001	05/26/2017	A	Reg Track Tourn adm 5/25	03	022	1615	9601	000000	000	9,500.00
070661	0002	05/26/2017	A	Reg Track Tourn Adm 5/25	03	022	1615	9601	000000	000	510.00
070664	0001	05/30/2017	A	Track Tourn Adm 5/27	03	022	1615	9601	000000	000	9,500.00
070664	0002	05/30/2017	A	Track Tourn Adm 5/27	03	022	1615	9601	000000	000	1,105.00

STATUS (STS) CODES:

A-RECEIPT B-REFUND OF RECEIPT V-VOID REFUND OF RECEIPT X-REDUCTION OF EXPENDITURE
 C-APPROPRIATION OR BUDGET MODIFICATIONS D-EXPENSE/SUPPLIES DISTRIBUTION F-FUND TO FUND TRANSFER

TRANS NO	ITEM NO	TRANS DATE	STS	DESCRIPTION OR SOURCE	TI	FUND	RCPT	SPEC	SUBJ	OPU	TRANS AMOUNT
070645	0001	05/31/2017	A	Facility rental Track Tourn	03	022	1615	9601	000000	000	2,500.00-
070645	0004	05/31/2017	A	MHS Track tourn help	03	022	1615	9601	000000	000	200.00-
070645	0006	05/31/2017	A	Informed Teens Track Tourn hel	03	022	1615	9601	000000	000	200.00-
070646	0001	05/31/2017	A	Softball Tourn custodians	03	022	1615	9601	000000	000	162.58-
070646	0003	05/31/2017	A	Track Tourn custodians	03	022	1615	9601	000000	000	263.27-
070646	0005	05/31/2017	A	Track Tourn payroll benefits	03	022	1615	9601	000000	000	480.65-
070659	0002	05/31/2017	A	Reverse Bldg rental track tour	03	022	1615	9601	000000	000	2,500.00
RCPT CODE SUB-TOTAL:											22,864.32
070662	0001	05/30/2017	A	Track Tourn Program 5/25, 5/27	03	022	1625	9601	000000	000	832.00
RCPT CODE SUB-TOTAL:											832.00
070663	0001	05/30/2017	A	Reg Track Tourn adm 5/25, 5/27	03	022	1690	9601	000000	000	6,898.00
RCPT CODE SUB-TOTAL:											6,898.00
FUND CODE SUB-TOTAL:											30,594.32
070675	0002	05/31/2017	A	Richland Bank May Int. 024	03	024	1410	0000	000000	000	284.36
070676	0002	05/31/2017	A	Richland Bank May Int. 024	03	024	1410	0000	000000	000	284.36-
070677	0002	05/31/2017	A	Richland Bank May Int. 024	03	024	1410	0000	000000	000	284.36
RCPT CODE SUB-TOTAL:											284.36
070440	0001	05/02/2017	A	Heck April ins	03	024	1872	0000	000000	000	1,876.91
070550	0001	05/17/2017	A	Kastran May Ins prem	03	024	1872	0000	000000	000	29.45
070570	0001	05/19/2017	A	Employees' Premiums May	03	024	1872	0000	000000	000	56,235.66
070571	0001	05/19/2017	A	Board's Premiums May	03	024	1872	0000	000000	000	325,091.76
070552	0001	05/22/2017	A	Parker May cobra 5/3	03	024	1872	0000	000000	000	1,913.73
070627	0001	05/25/2017	A	Heck may insurance	03	024	1872	0000	000000	000	1,876.91
RCPT CODE SUB-TOTAL:											387,024.42
FUND CODE SUB-TOTAL:											387,308.78
070480	0001	05/09/2017	A	Spanish Club dues	03	200	1630	9107	000000	000	5.00
070529	0001	05/12/2017	A	Spanish Club dues	03	200	1630	9107	000000	000	5.00
RCPT CODE SUB-TOTAL:											10.00
FUND CODE SUB-TOTAL:											10.00

STATUS (STS) CODES:
 A-RECEIPT B-REFUND OF RECEIPT V-VOID REFUND OF RECEIPT X-REDUCTION OF EXPENDITURE
 C-APPROPRIATION OR BUDGET MODIFICATIONS D-EXPENSE/SUPPLIES DISTRIBUTION F-FUND TO FUND TRANSFER

TRANS NO	ITEM NO	TRANS DATE	STS	DESCRIPTION OR SOURCE	TI	FUND	RCPT	SPCC	SUBV	DPU	TRANS AMOUNT
070434	0001	05/01/2017	A	Mark Bailey fundraiser	03	200	1620	9114	000000	000	100.28
070467	0001	05/04/2017	A	Prom ticket sales	03	200	1620	9114	000000	000	150.00
070473	0001	05/09/2017	A	Prom Ticket Sales	03	200	1620	9114	000000	000	120.00
070601	0001	05/22/2017	A	Ticket sales	03	200	1620	9114	000000	000	40.00
RCPT CODE SUB-TOTAL:											410.28
FUND CODE SUB-TOTAL:											410.28
070526	0001	05/12/2017	A	Yearbook Sales	03	200	1620	9119	000000	000	60.00
070636	0001	05/26/2017	A	HS Yearbook sales	03	200	1620	9119	000000	000	385.00
070641	0001	05/30/2017	A	Yearbook Sales	03	200	1620	9119	000000	000	3,027.00
RCPT CODE SUB-TOTAL:											3,474.00
070525	0001	05/12/2017	A	Yearbook Ad Sales	03	200	1690	9119	000000	000	690.00
070638	0001	05/30/2017	A	Yearbook Ad sale	03	200	1690	9119	000000	000	115.00
RCPT CODE SUB-TOTAL:											805.00
FUND CODE SUB-TOTAL:											4,279.00
070645	0003	05/31/2017	A	NHS Track tourn help	03	200	1690	9121	000000	000	200.00
RCPT CODE SUB-TOTAL:											200.00
FUND CODE SUB-TOTAL:											200.00
070630	0001	05/25/2017	A	Student council fundraiser	03	200	1690	9204	000000	000	111.00
RCPT CODE SUB-TOTAL:											111.00
FUND CODE SUB-TOTAL:											111.00
070502	0001	05/10/2017	A	Student council popsicle sales	03	200	1620	9301	000000	000	141.76
070605	0001	05/22/2017	A	popsicle sales	03	200	1620	9301	000000	000	102.03
070671	0001	05/26/2017	A	popsicle sales	03	200	1620	9301	000000	000	151.52
070672	0001	05/26/2017	A	Student Council photo sales	03	200	1620	9301	000000	000	53.00
RCPT CODE SUB-TOTAL:											448.31
FUND CODE SUB-TOTAL:											448.31

STATUS (STS) CODES:

A-RECEIPT B-REFUND OF RECEIPT V-VOID REFUND OF RECEIPT X-REDUCTION OF EXPENDITURE
 C-APPROPRIATION OR BUDGET MODIFICATIONS D-EXPENSE/SUPPLIES DISTRIBUTION F-FUND TO FUND TRANSFER

DATE: 06/02/2017
 TIME: 12:06

LEXINGTON LOCAL SCHOOLS
 TRANS. BY FUND/RCPT, ALL FUNDS
 DATES 05/01/2017 THRU 05/31/2017
 SORTED BY TRANSACTION DATE

PAGE: 15
 (RECLED)

TRANS NO	ITEM NO	TRANS DATE	STS	DESCRIPTION OR SOURCE	TI	FUND	RCPT	SPCC	SUBJ	OFU	TRANS AMOUNT	
070445	0005	05/31/2017	A	Informed Teens Track Tourn hel	03	200	1690	9611	000000	000	200.00	
											RCPT CODE SUB-TOTAL:	200.00
											FUND CODE SUB-TOTAL:	200.00
070445	0001	05/02/2017	A	CACY fundraiser - Pennies	03	200	1690	9612	000000	000	305.90	
											RCPT CODE SUB-TOTAL:	305.90
											FUND CODE SUB-TOTAL:	305.90
070444	0001	05/02/2017	A	PE Vending	03	300	1620	9206	000000	000	260.00	
											RCPT CODE SUB-TOTAL:	260.00
											FUND CODE SUB-TOTAL:	260.00
070464	0001	05/04/2017	A	JH OCC Track program sales	03	300	1610	9600	000000	719	80.00	
070469	0001	05/04/2017	A	JH OCC Track champ	03	300	1610	9600	000000	719	1,464.00	
											RCPT CODE SUB-TOTAL:	1,544.00
070645	0002	05/31/2017	A	Facility rental track tourn	03	300	1810	9600	000000	000	2,500.00	
070659	0001	05/31/2017	A	Reverse bldg rental track tour	03	300	1810	9600	000000	000	2,500.00	
											RCPT CODE SUB-TOTAL:	0.00
070432	0001	05/01/2017	A	2017 Girls BB Camp	03	300	1890	9600	000000	708	60.00	
070433	0001	05/01/2017	A	2017 Boys BB Camp reg	03	300	1890	9600	000000	707	90.00	
070436	0001	05/01/2017	A	Boys Tennis Invite fee	03	300	1890	9600	000000	711	200.00	
070438	0001	05/01/2017	A	2017 VB Camp reg	03	300	1890	9600	000000	702	240.00	
070451	0001	05/03/2017	A	2017 Girls BB Camp regis	03	300	1890	9600	000000	708	60.00	
070454	0001	05/03/2017	A	2017 VB Camp regis	03	300	1890	9600	000000	702	120.00	
070455	0001	05/03/2017	A	2017 Boys BB Camp regis	03	300	1890	9600	000000	707	150.00	
070456	0001	05/03/2017	A	2017 Track Invite fee	03	300	1890	9600	000000	712	170.00	
070458	0001	05/03/2017	A	2017 Boys Tennis Invite fee	03	300	1890	9600	000000	711	250.00	
070462	0001	05/04/2017	A	VB Camp regis	03	300	1890	9600	000000	702	40.00	
070463	0001	05/04/2017	A	2017 Girls BB Camp regis	03	300	1890	9600	000000	708	60.00	
070474	0001	05/05/2017	A	2017 VB Camp reg	03	300	1890	9600	000000	702	40.00	
070475	0001	05/05/2017	A	2017 Boys BB Camp reg	03	300	1890	9600	000000	707	30.00	

STATUS (STS) CODES:

A-RECEIPT B-REFUND OF RECEIPT V-VOID REFUND OF RECEIPT X-REDUCTION OF EXPENDITURE
 C-APPROPRIATION OR BUDGET MODIFICATIONS D-EXPENSE/SUPPLIES DISTRIBUTION F-FUND TO FUND TRANSFER

DATE: 06/02/2017
 TIME: 12:06

LEXINGTON LOCAL SCHOOLS
 TRANS. BY FUND/RCPT, ALL FUNDS
 DATES 05/01/2017 THRU 05/31/2017
 SORTED BY TRANSACTION DATE

PAGE: 16
 (RECLED)

TRANS NO	ITEM NO	TRANS DATE	STS	DESCRIPTION OR SOURCE	TI	FUND	RCPT	SPCC	SUBJ	OPU	TRANS AMOUNT
070506	0001	05/11/2017	A	2017 Girls BB Camp	03	300	1890	9600	000000	708	90.00
070507	0001	05/11/2017	A	2017 Boys BB Camp reg	03	300	1890	9600	000000	707	30.00
070508	0001	05/11/2017	A	2017 Boys BB Camp reg	03	300	1890	9600	000000	707	30.00
070509	0001	05/11/2017	A	2017 Girls BB Camp	03	300	1890	9600	000000	708	30.00
070510	0001	05/11/2017	A	2017 Boys BB Camp reg	03	300	1890	9600	000000	707	30.00
070511	0001	05/11/2017	A	2017 VB Camp reg	03	300	1890	9600	000000	702	80.00
070512	0001	05/11/2017	A	2017 Boys BB Camp reg	03	300	1890	9600	000000	707	30.00
070514	0001	05/11/2017	A	2017 Boy BB Share - Mansfield	03	300	1890	9600	000000	707	2,913.74
070515	0001	05/11/2017	A	VB Camp regis	03	300	1890	9600	000000	702	80.00
070517	0001	05/11/2017	A	2017 Girls BB Camp	03	300	1890	9600	000000	708	90.00
070518	0001	05/11/2017	A	2017 VB Camp regis	03	300	1890	9600	000000	702	120.00
070505	0001	05/12/2017	A	2017 Boys BB Camp reg	03	300	1890	9600	000000	707	30.00
070522	0001	05/12/2017	A	2017 Girls BB Camp	03	300	1890	9600	000000	708	60.00
070523	0001	05/12/2017	A	VB Camp regis	03	300	1890	9600	000000	702	125.00
070490	0001	05/16/2017	B	SWIM INVITE SHARE	03	300	1890	9600	000000	709	821.25-
070544	0001	05/16/2017	A	Swim Invit Entry Fee	03	300	1890	9600	000000	709	100.00
070545	0001	05/16/2017	A	2017 Girls BB Camp	03	300	1890	9600	000000	708	90.00
070545	0002	05/16/2017	A	2017 Boys BB Camp reg	03	300	1890	9600	000000	707	90.00
070545	0003	05/16/2017	A	VB Camp regis	03	300	1890	9600	000000	702	80.00
070535	0001	05/18/2017	A	Boys BB Camp regis	03	300	1890	9600	000000	707	30.00
070536	0001	05/18/2017	A	Boys BB Camp regis	03	300	1890	9600	000000	707	60.00
070537	0001	05/18/2017	A	Volleyball Camp regis	03	300	1890	9600	000000	702	160.00
070564	0001	05/19/2017	A	Boys BB Camp regis	03	300	1890	9600	000000	707	30.00
070565	0001	05/19/2017	A	Boys BB Camp regis	03	300	1890	9600	000000	708	30.00
070566	0001	05/19/2017	A	Volleyball Camp regis	03	300	1890	9600	000000	702	80.00
070567	0001	05/19/2017	A	Boys BB Camp regis	03	300	1890	9600	000000	707	90.00
070568	0001	05/19/2017	A	Volleyball Camp regis	03	300	1890	9600	000000	702	120.00
070607	0001	05/23/2017	A	Boys BB Camp regis	03	300	1890	9600	000000	707	60.00
070608	0001	05/23/2017	A	Volleyball camp regis	03	300	1890	9600	000000	702	80.00
070609	0001	05/23/2017	A	Girls BB Camp regis	03	300	1890	9600	000000	708	90.00
070610	0001	05/23/2017	A	Volleyball camp regis	03	300	1890	9600	000000	702	120.00
070613	0001	05/24/2017	A	Boys BB Camp regis	03	300	1890	9600	000000	707	60.00
070628	0001	05/25/2017	A	Boys BB Camp regis	03	300	1890	9600	000000	707	150.00
070629	0001	05/25/2017	A	Volleyball camp regis	03	300	1890	9600	000000	702	45.00
070665	0001	05/31/2017	A	VB Camp regis	03	300	1890	9600	000000	702	260.00
070667	0001	05/31/2017	A	Boys BB Camp regis	03	300	1890	9600	000000	707	590.00
RCPT CODE SUB-TOTAL:											6,842.49
FUND CODE SUB-TOTAL:											8,396.49
070500	0001	05/11/2017	A	Elementary Music Donation	03	300	1690	9603	000000	000	77.50
070576	0001	05/19/2017	A	DVD musical sales	03	300	1690	9603	000000	000	115.00

STATUS (STS) CODES:

A-RECEIPT B-REFUND OF RECEIPT V-VOID REFUND OF RECEIPT X-REDUCTION OF EXPENDITURE
 C-APPROPRIATION OR BUDGET MODIFICATIONS D-EXPENSE/SUPPLIES DISTRIBUTION F-FUND TO FUND TRANSFER

TRANS NO	ITEM NO	TRANS DATE	STS	DESCRIPTION OR SOURCE	TI	FUND	RCPT	SPCC	SUBT	OPU	TRANS AMOUNT	
070618	0001	05/25/2017	A	Money for music program DVD	03	300	1690	9603	000000	000	30.00	
											RCPT CODE SUB-TOTAL:	222.50
											FUND CODE SUB-TOTAL:	222.50
070591	0001	05/25/2017	A	IDEA-B Revenue	03	516	4220	9017	000000	000	23,627.11	
											RCPT CODE SUB-TOTAL:	23,627.11
											FUND CODE SUB-TOTAL:	23,627.11
070429	0001	05/01/2017	A	Title I Revenue	03	572	4220	9017	000000	000	28,669.66	
070592	0001	05/25/2017	A	Title I Revenue	03	572	4220	9017	000000	000	20,929.92	
											RCPT CODE SUB-TOTAL:	49,599.58
											FUND CODE SUB-TOTAL:	49,599.58
070589	0001	05/24/2017	A	IDEA ECSE Revenue	03	587	4220	9017	000000	000	40.81	
											RCPT CODE SUB-TOTAL:	40.81
											FUND CODE SUB-TOTAL:	40.81
											GRAND TOTAL:	1,506,877.56

STATUS (STS) CODES:
 A-RECEIPT B-REFUND OF RECEIPT V-VOID REFUND OF RECEIPT X-REDUCTION OF EXPENDITURE
 C-APPROPRIATION OR BUDGET MODIFICATION D-EXPENSE/SUPPLIES DISTRIBUTION F-FUND TO FUND TRANSFER

LEXINGTON LOCAL SCHOOLS
 Revenue Account Summary
 SORTED BY FUND-SCC/ACCT

	FYTD Receivable	FYTD Actual Receipts	MTD Actual Receipts	YTD Actual Receipts	FYTD Balance Receivable	FYTD Percent Received
*****TOTAL FOR FUND-SCC 001 0000 (GENERAL FUND):	23,106,385.00	22,067,494.79	928,459.04	10,833,493.95	1,038,890.21	95.50
*****TOTAL FOR FUND-SCC 003 0000 (PERMANENT IMPROVEMENT FUND):	689,483.00	648,471.10	143.45	339,681.52	41,011.90	94.05
*****TOTAL FOR FUND-SCC 006 0000 (FOOD SERVICE FUND):	731,825.00	674,365.18	57,884.94	365,538.22	57,459.82	92.15
*****TOTAL FOR FUND-SCC 007 9100 (LEXINGTON MINUTEMEN ACADEMIC SCHOLARSHIP FUND):	4,956.00	1,316.24	117.78	194.33	3,639.76	26.56
*****TOTAL FOR FUND-SCC 007 9800 (TERRY McCANNON SCHOLARSHIP FUND):	38.00	99.41	9.39	51.15	61.41	261.61
*****TOTAL FOR FUND-SCC 007 9801 (MINUTEMAN ALUMNI SCHOLARSHIP FUND):	6.00	13.23	0.00	6.13	7.23	220.50
*****TOTAL FOR FUND-SCC 018 9100 (HIGH SCHOOL PRINCIPAL'S FUND):	9,669.00	11,603.20	348.04	8,076.12	1,934.20	120.00
*****TOTAL FOR FUND-SCC 018 9200 (JUNIOR HIGH PRINCIPAL'S FUND):	5,765.00	6,977.00	28.00	2,293.99	1,212.00	121.02
*****TOTAL FOR FUND-SCC 018 9300 (EASTERN PRINCIPAL'S FUND):	5,788.00	10,049.94	2,750.23	7,290.83	4,261.94	173.63
*****TOTAL FOR FUND-SCC 018 9301 (EASTERN ELEMENTARY BOOKFAIR/BOXTOPS FUND):	4,789.00	3,743.46	3,743.46	3,743.46	1,045.54	78.17

*** NOTE!! ONLY ACTIVE ACCOUNTS HAVE BEEN SELECTED, TOTALS MAY EXCLUDE AMOUNTS THAT ARE RELATED TO INACTIVE ACCOUNTS. ***

LEXINGTON LOCAL SCHOOLS
 Revenue Account Summary
 SORTED BY FUND-SCC/ACCT

	FYTD Receivable	FYTD Actual Receipts	MTD Actual Receipts	YTD Actual Receipts	FYTD Balance Receivable	FYTD Percent Received
*****TOTAL FOR FUND-SCC 018 9302 (EASTERN ELEMENTARY MATH):	1,241.00	0.00	0.00	0.00	1,241.00	0.00
*****TOTAL FOR FUND-SCC 018 9400 (CENTRAL PRINCIPAL'S FUND):	4,508.00	6,697.74	358.50	2,725.59	2,189.74-	148.57
*****TOTAL FOR FUND-SCC 018 9401 (CENTRAL ELEMENTARY BOOKFAIR FUND):	6,049.00	5,727.26	1,142.48	2,110.48	321.74	94.68
*****TOTAL FOR FUND-SCC 018 9402 (CENTRAL ELEMENTARY ART):	7.00	1,750.00	1,750.00	1,750.00	1,743.00-	0.00
*****TOTAL FOR FUND-SCC 018 9500 (WESTERN PRINCIPAL'S FUND):	6,705.00	9,511.37	999.00	5,140.56	2,806.37-	141.85
*****TOTAL FOR FUND-SCC 018 9501 (WESTERN ELEMENTARY BOOKFAIR/BOXTOPS FUND):	7,070.00	6,252.77	1,187.37	2,732.36	817.23	88.44
*****TOTAL FOR FUND-SCC 018 9503 (WESTERN ELEMENTARY ART):	0.00	1,900.00	1,900.00	1,900.00	1,900.00-	0.00
*****TOTAL FOR FUND-SCC 019 9121 (CENTRAL ELEMENTARY PTO GRANTS):	1,739.00	2,145.33	17.26	66.94	406.33-	123.37
*****TOTAL FOR FUND-SCC 019 9122 (EASTERN ELEMENTARY PTO GRANTS):	1,739.00	2,345.36	17.27	266.94	606.36-	134.87
*****TOTAL FOR FUND-SCC 019 9123 (WESTERN ELEMENTARY PTO GRANTS):	1,739.00	2,145.37	17.27	66.96	406.37-	123.37

*** NOTE!! ONLY ACTIVE ACCOUNTS HAVE BEEN SELECTED, TOTALS MAY EXCLUDE AMOUNTS THAT ARE RELATED TO INACTIVE ACCOUNTS. ***

LEXINGTON LOCAL SCHOOLS
 Revenue Account Summary
 SORTED BY FUND-SCC/ACCT

	FYTD Receivable	FYTD Actual Receipts	MTD Actual Receipts	YTD Actual Receipts	FYTD Balance Receivable	FYTD Percent Received
*****TOTAL FOR FUND-SCC 019 9208 (RICHLAND CO FOUND-BUILD A COMM OF READERS):	500.00	500.00	0.00	0.00	0.00	100.00
*****TOTAL FOR FUND-SCC 019 9209 (RICH CO FOUND-LEARN TO READ FOR A LIFETIME):	1,199.00	1,199.00	0.00	0.00	0.00	100.00
*****TOTAL FOR FUND-SCC 019 9210 (RICH CO FOUND-MULTI-SENS APPROACH TO LEARNING):	831.66	831.66	0.00	0.00	0.00	100.00
*****TOTAL FOR FUND-SCC 019 9211 (RICH CO FOUND-BEE AWARENESS):	672.92	672.92	0.00	0.00	0.00	100.00
*****TOTAL FOR FUND-SCC 019 9212 (RICH CO FOUND-DONT LET THE PIGEON STOP TALK):	623.60	623.60	0.00	0.00	0.00	100.00
*****TOTAL FOR FUND-SCC 022 9601 (OHSA TOURNAMENT AGENCY FUND):	58,337.00	69,860.69	30,594.32	50,188.44	11,523.69	119.75
*****TOTAL FOR FUND-SCC 024 0000 (EMPLOYEE BENEFITS FUND FOR MEDICAL/DENTAL):	3,571,627.00	4,253,385.86	387,308.78	1,935,655.82	681,758.86	119.09
*****TOTAL FOR FUND-SCC 200 9102 (HIGH SCHOOL DRAMA CLUB):	14,792.00	28,008.00	0.00	24,693.00	13,216.00	189.35
*****TOTAL FOR FUND-SCC 200 9104 (HIGH SCHOOL LEADERSHIP COUNCIL):	3,200.00	2,806.00	0.00	0.00	394.00	87.69
*****TOTAL FOR FUND-SCC 200 9105 (HIGH SCHOOL FRENCH CLUB):	165.00	240.00	0.00	0.00	75.00	145.45

*** NOTE!! ONLY ACTIVE ACCOUNTS HAVE BEEN SELECTED, TOTALS MAY EXCLUDE AMOUNTS THAT ARE RELATED TO INACTIVE ACCOUNTS. ***

LEXINGTON LOCAL SCHOOLS
 Revenue Account Summary
 SORTED BY FUND-SCC/ACCT

	FYTD Receivable	FYTD Actual Receipts	MTD Actual Receipts	YTD Actual Receipts	FYTD Balance Receivable	FYTD Percent Received
*****TOTAL FOR FUND-SCC 200 9107 (HIGH SCHOOL SPANISH CLUB):	1,040.00	790.00	10.00	25.00	250.00	75.96
*****TOTAL FOR FUND-SCC 200 9108 (HIGH SCHOOL LEO CLUB):	847.00	1,556.06	0.00	18.36	709.06-	183.71
*****TOTAL FOR FUND-SCC 200 9114 (HIGH SCHOOL STUDENT COUNCIL FUND):	1,115.00	871.69	410.28	525.69	243.31	78.18
*****TOTAL FOR FUND-SCC 200 9115 (HIGH SCHOOL KEY CLUB):	712.00	365.50	0.00	5.00	346.50	51.33
*****TOTAL FOR FUND-SCC 200 9116 (HIGH SCHOOL CHESS CLUB):	91.00	50.00	0.00	50.00	41.00	54.95
*****TOTAL FOR FUND-SCC 200 9119 (HIGH SCHOOL YEARBOOK FUND):	15,695.00	14,919.00	4,279.00	7,364.00	776.00	95.06
*****TOTAL FOR FUND-SCC 200 9121 (HIGH SCHOOL NATIONAL HONOR SOCIETY):	1,118.00	2,766.07	200.00	2,766.07	1,648.07-	247.41
*****TOTAL FOR FUND-SCC 200 9201 (JUNIOR HIGH ART CLUB):	0.00	275.64	0.00	116.89	275.64-	0.00
*****TOTAL FOR FUND-SCC 200 9204 (JUNIOR HIGH STUDENT COUNCIL FUND):	1,124.00	721.00	111.00	111.00	403.00	64.15
*****TOTAL FOR FUND-SCC 200 9205 (JUNIOR HIGH LIBRARY CLUB):	0.00	553.50	0.00	553.50	553.50-	0.00

*** NOTE!! ONLY ACTIVE ACCOUNTS HAVE BEEN SELECTED, TOTALS MAY EXCLUDE AMOUNTS THAT ARE RELATED TO INACTIVE ACCOUNTS. ***

	FYTD Receivable	FYTD Actual Receipts	MTD Actual Receipts	YTD Actual Receipts	FYTD Balance Receivable	FYTD Percent Received
*****TOTAL FOR FUND-SCC 200 9301 (EASTERN ELEMENTARY STUDENT ACTIVITY FUND):	1,839.00	2,445.18	448.31	1,129.21	606.18-	132.96
*****TOTAL FOR FUND-SCC 200 9611 (HIGH SCHOOL INFORMED TEENS FUND):	54.00	146.37	200.00	200.00	92.37-	271.06
*****TOTAL FOR FUND-SCC 200 9612 (JUNIOR HIGH INFORMED TEENS FUND):	475.00	435.15	305.90	324.32	39.85	91.61
*****TOTAL FOR FUND-SCC 300 9115 (JAZZ BAND):	1,337.00	2,438.00	0.00	2,438.00	1,101.00-	182.35
*****TOTAL FOR FUND-SCC 300 9116 (CHOIR):	100.00	50.00	0.00	0.00	50.00	50.00
*****TOTAL FOR FUND-SCC 300 9206 (JUNIOR HIGH PHYS ED DEPARTMENT FUND):	3,400.00	2,640.00	260.00	1,300.00	760.00	77.65
*****TOTAL FOR FUND-SCC 300 9600 (ATHLETIC FUND):	267,500.00	242,760.59	8,386.49	51,612.13	24,739.41	90.75
*****TOTAL FOR FUND-SCC 300 9603 (ELEMENTARY MUSIC):	0.00	222.50	222.50	222.50	222.50-	0.00
*****TOTAL FOR FUND-SCC 451 9017 (Network Connectivity FY 2017):	9,000.00	9,000.00	0.00	4,500.00	0.00	100.00
*****TOTAL FOR FUND-SCC 516 9016 (IDEA-B SPECIAL EDUCATION FY16):	5,900.81	5,900.81	0.00	0.00	0.00	100.00

*** NOTE!! ONLY ACTIVE ACCOUNTS HAVE BEEN SELECTED, TOTALS MAY EXCLUDE AMOUNTS THAT ARE RELATED TO INACTIVE ACCOUNTS. ***

	FYTD Receivable	FYTD Actual Receipts	MTD Actual Receipts	YTD Actual Receipts	FYTD Balance Receivable	FYTD Percent Received
*****TOTAL FOR FUND-SCC 516 9017 (IDEA-B SPECIAL EDUCATION FY17):	425,089.03	310,867.97	23,627.11	153,351.83	114,221.06	73.13
*****TOTAL FOR FUND-SCC 572 9016 (TITLE I FY16):	164,101.62	33,805.44	0.00	0.00	130,296.18	20.60
*****TOTAL FOR FUND-SCC 572 9017 (TITLE I FY17):	288,932.14	237,235.36	49,599.58	149,165.07	51,696.78	82.11
*****TOTAL FOR FUND-SCC 587 9016 (EARLY CHILDHOOD SPECIAL EDUCATION IDEA FY16):	1,073.28	0.00	0.00	0.00	1,073.28	0.00
*****TOTAL FOR FUND-SCC 587 9017 (EARLY CHILDHOOD SPECIAL EDUCATION IDEA FY17):	2,968.86	1,664.52	40.81	1,312.62	1,304.34	56.07
*****TOTAL FOR FUND-SCC 590 9017 (TITLE II-A IMPROVING TEACHER QUALITY FY17):	41,215.59	41,215.59	0.00	19,888.09	0.00	100.00
*****GRAND TOTALS:	29,476,177.51	28,734,432.42	1,506,877.56	13,984,645.97	741,745.09	97.48

*** NOTE!! ONLY ACTIVE ACCOUNTS HAVE BEEN SELECTED, TOTALS MAY EXCLUDE AMOUNTS THAT ARE RELATED TO INACTIVE ACCOUNTS. ***

LEXINGTON LOCAL SCHOOLS
 Appropriation Account Summary
 SORTED BY FUND-SCC

FYTD Appropriated	Prior FY Carryover Encumbrances	FYTD Expendable	FYTD Actual Expenditures	MTD Actual Expenditures	Current Encumbrances	FYTD Unencumbered Balance	FYTD Percent Exp/Enc
*****TOTAL FOR FUND-SCC 001 0000 (GENERAL FUND):							
22,783,650.00	173,916.95	22,957,566.95	21,107,516.01	1,977,346.21	505,570.19	1,344,480.75	94.14
*****TOTAL FOR FUND-SCC 003 0000 (PERMANENT IMPROVEMENT FUND):							
803,226.53	3,976.95	807,203.48	709,782.92	436.67	5,373.00	92,047.56	88.60
*****TOTAL FOR FUND-SCC 006 0000 (FOOD SERVICE FUND):							
734,378.42	0.00	734,378.42	701,210.90	61,936.55	14,240.00	18,927.52	97.42
*****TOTAL FOR FUND-SCC 007 9100 (LEXINGTON MINUTEMEN ACADEMIC SCHOLARSHIP FUND):							
5,741.31	0.00	5,741.31	5,000.00	0.00	500.00	241.31	95.80
*****TOTAL FOR FUND-SCC 007 9800 (TERRY McCAMMON SCHOLARSHIP FUND):							
750.00	0.00	750.00	0.00	0.00	500.00	250.00	66.67
*****TOTAL FOR FUND-SCC 007 9801 (MINUTEMAN ALUMNI SCHOLARSHIP FUND):							
2,008.69	0.00	2,008.69	2,008.69	2,008.69	0.00	0.00	100.00
*****TOTAL FOR FUND-SCC 018 9100 (HIGH SCHOOL PRINCIPAL'S FUND):							
11,018.62	0.00	11,018.62	3,694.27	89.96	7,225.62	98.73	99.10
*****TOTAL FOR FUND-SCC 018 9200 (JUNIOR HIGH PRINCIPAL'S FUND):							
9,370.47	280.00	9,670.47	7,991.31	6,100.30	984.50	694.66	92.82
*****TOTAL FOR FUND-SCC 018 9300 (EASTERN PRINCIPAL'S FUND):							
9,544.93	173.25	9,738.18	6,093.54	1,600.13	1,190.84	2,453.80	74.80
*****TOTAL FOR FUND-SCC 018 9301 (EASTERN ELEMENTARY BOOKFAIR/BOXTOPS FUND):							
7,500.00	0.00	7,500.00	1,113.82	639.31	4,000.00	2,386.18	68.18

*** NOTE!! ONLY ACTIVE ACCOUNTS HAVE BEEN SELECTED, TOTALS MAY EXCLUDE AMOUNTS THAT ARE RELATED TO INACTIVE ACCOUNTS. ***

LEXINGTON LOCAL SCHOOLS
 Appropriation Account Summary
 SORTED BY FUND-SCC

FYTD Appropriated	Prior FY Carryover Encumbrances	FYTD Expendable	FYTD Actual Expenditures	MTD Actual Expenditures	Current Encumbrances	FYTD Unencumbered Balance	FYTD Percent Exp/Enc
*****TOTAL FOR FUND-SCC 018 9302 (EASTERN ELEMENTARY MATH):							
2,422.16	0.00	2,422.16	0.00	0.00	0.00	2,422.16	0.00
*****TOTAL FOR FUND-SCC 018 9400 (CENTRAL PRINCIPAL'S FUND):							
10,350.00	0.00	10,350.00	9,132.07	2,931.00	1,175.00	42.93	99.59
*****TOTAL FOR FUND-SCC 018 9401 (CENTRAL ELEMENTARY BOOKFAIR FUND):							
8,407.24	0.00	8,407.24	4,384.22	844.12	2,749.11	1,273.91	84.85
*****TOTAL FOR FUND-SCC 018 9402 (CENTRAL ELEMENTARY ART):							
1,403.00	0.00	1,403.00	1,387.00	1,387.00	0.00	16.00	98.86
*****TOTAL FOR FUND-SCC 018 9500 (WESTERN PRINCIPAL'S FUND):							
12,928.82	382.20	13,311.02	5,755.45	614.65	1,269.89	6,285.68	52.78
*****TOTAL FOR FUND-SCC 018 9501 (WESTERN ELEMENTARY BOOKFAIR/BOXTOPS FUND):							
8,421.85	0.00	8,421.85	4,618.07	1,129.39	0.00	3,803.78	54.83
*****TOTAL FOR FUND-SCC 018 9503 (WESTERN ELEMENTARY ART):							
1,402.42	0.00	1,402.42	0.00	0.00	1,330.00	72.42	94.84
*****TOTAL FOR FUND-SCC 018 9901 (JUNIOR HIGH TEACHER ADVISORY FUND):							
109.25	0.00	109.25	0.00	0.00	0.00	109.25	0.00
*****TOTAL FOR FUND-SCC 019 9001 (ACADEMIC BOOSTERS GRANTS):							
769.07	0.00	769.07	0.00	0.00	0.00	769.07	0.00
*****TOTAL FOR FUND-SCC 019 9121 (CENTRAL ELEMENTARY PTO GRANTS):							
2,327.49	82.80	2,410.29	2,011.87	360.88	34.18	364.24	84.89

*** NOTE!! ONLY ACTIVE ACCOUNTS HAVE BEEN SELECTED, TOTALS MAY EXCLUDE AMOUNTS THAT ARE RELATED TO INACTIVE ACCOUNTS. ***

LEXINGTON LOCAL SCHOOLS
 Appropriation Account Summary
 SORTED BY FUND-SCC

FYTD Appropriated	Prior FY Carryover Encumbrances	FYTD Expendable	FYTD Actual Expenditures	MTD Actual Expenditures	Current Encumbrances	FYTD Unencumbered Balance	FYTD Percent Exp/Enc
*****TOTAL FOR FUND-SCC 019 9122 (EASTERN ELEMENTARY PTO GRANTS):							
2,306.18	0.00	2,306.18	669.10	0.00	0.00	1,637.08	29.01
*****TOTAL FOR FUND-SCC 019 9123 (WESTERN ELEMENTARY PTO GRANTS):							
5,176.63	0.00	5,176.63	1,699.50	0.00	500.00	2,977.13	42.49
*****TOTAL FOR FUND-SCC 019 9200 (RICHLAND COUNTY FOUNDATION GRANT PLAYGROUND):							
1,932.00	0.00	1,932.00	1,732.00	0.00	0.00	200.00	89.65
*****TOTAL FOR FUND-SCC 019 9208 (RICHLAND CO FOUND-BUILD A COMM OF READERS):							
500.00	0.00	500.00	489.68	0.00	0.00	10.32	97.94
*****TOTAL FOR FUND-SCC 019 9209 (RICH CO FOUND-LEARN TO READ FOR A LIFETIME):							
1,199.00	0.00	1,199.00	1,139.05	0.00	0.00	59.95	95.00
*****TOTAL FOR FUND-SCC 019 9210 (RICH CO FOUND-MULTI-SENS APPROACH TO LEARNING):							
831.66	0.00	831.66	831.20	0.00	0.00	0.46	99.94
*****TOTAL FOR FUND-SCC 019 9211 (RICH CO FOUND-BEE AWARENESS):							
672.92	0.00	672.92	655.34	0.00	0.00	17.58	97.39
*****TOTAL FOR FUND-SCC 019 9212 (RICH CO FOUND-DONT LET THE PIGEON STOP TALK):							
623.60	0.00	623.60	604.43	0.00	0.00	19.17	96.93
*****TOTAL FOR FUND-SCC 019 9500 (DOLLAR GENERAL LIT FOUND - YOUTH LIT FY16):							
6.01	0.00	6.01	6.01	0.00	0.00	0.00	100.00
*****TOTAL FOR FUND-SCC 019 9502 (RICHLAND CO HMG SENSORY GRANT):							
0.00	0.00	0.00	0.00	0.00	2,000.00	2,000.00-	0.00

*** NOTE!! ONLY ACTIVE ACCOUNTS HAVE BEEN SELECTED, TOTALS MAY EXCLUDE AMOUNTS THAT ARE RELATED TO INACTIVE ACCOUNTS. ***

LEXINGTON LOCAL SCHOOLS
 Appropriation Account Summary
 SORTED BY FUND-SCC

FYTD Appropriated	Prior FY Carryover Encumbrances	FYTD Expendable	FYTD Actual Expenditures	MTD Actual Expenditures	Current Encumbrances	FYTD Unencumbered Balance	FYTD Percent Exp/Enc
*****TOTAL FOR FUND-SCC 022 9601 (OHSAA TOURNAMENT AGENCY FUND):							
58,481.13	0.00	58,481.13	49,169.83	11,237.39	9,273.10	38.20	99.93
*****TOTAL FOR FUND-SCC 024 0000 (EMPLOYEE BENEFITS FUND FOR MEDICAL/DENTAL):							
4,363,248.99	0.00	4,363,248.99	4,411,935.27	5,155.91	25,946.52	74,632.80	101.71
*****TOTAL FOR FUND-SCC 200 9101 (HIGH SCHOOL ART CLUB):							
93.76	0.00	93.76	0.00	0.00	0.00	93.76	0.00
*****TOTAL FOR FUND-SCC 200 9102 (HIGH SCHOOL DRAMA CLUB):							
16,800.00	0.00	16,800.00	12,085.94	1,437.72	350.00	4,364.06	74.02
*****TOTAL FOR FUND-SCC 200 9103 (HIGH SCHOOL MATH CLUB):							
52.70	0.00	52.70	0.00	0.00	0.00	52.70	0.00
*****TOTAL FOR FUND-SCC 200 9104 (HIGH SCHOOL LEADERSHIP COUNCIL):							
3,653.66	0.00	3,653.66	2,845.21	260.71	110.00	698.45	80.88
*****TOTAL FOR FUND-SCC 200 9105 (HIGH SCHOOL FRENCH CLUB):							
296.67	0.00	296.67	194.30	0.00	0.00	102.37	65.49
*****TOTAL FOR FUND-SCC 200 9107 (HIGH SCHOOL SPANISH CLUB):							
1,791.60	0.00	1,791.60	766.63	0.00	8.37	1,016.60	43.26
*****TOTAL FOR FUND-SCC 200 9108 (HIGH SCHOOL LEO CLUB):							
3,969.40	0.00	3,969.40	1,729.58	0.00	144.47	2,095.35	47.21
*****TOTAL FOR FUND-SCC 200 9114 (HIGH SCHOOL STUDENT COUNCIL FUND):							
2,000.00	14.17	2,014.17	1,021.79	742.00	695.21	297.17	85.25

*** NOTE!! ONLY ACTIVE ACCOUNTS HAVE BEEN SELECTED, TOTALS MAY EXCLUDE AMOUNTS THAT ARE RELATED TO INACTIVE ACCOUNTS. ***

LEXINGTON LOCAL SCHOOLS
 Appropriation Account Summary
 SORTED BY FUND-SCC

FYTD Appropriated	Prior FY Carryover Encumbrances	FYTD Expendable	FYTD Actual Expenditures	RTD Actual Expenditures	Current Encumbrances	FYTD Unencumbered Balance	FYTD Percent Exp/Enc
*****TOTAL FOR FUND-SCC 200 9115 (HIGH SCHOOL KEY CLUB):							
2,000.00	0.00	2,000.00	446.90	0.00	0.00	1,553.10	22.35
*****TOTAL FOR FUND-SCC 200 9116 (HIGH SCHOOL CHESS CLUB):							
362.00	0.00	362.00	0.00	0.00	0.00	362.00	0.00
*****TOTAL FOR FUND-SCC 200 9119 (HIGH SCHOOL YEARBOOK FUND):							
31,150.00	8,353.70	39,503.70	4,372.41	0.00	15,840.00	19,291.29	51.17
*****TOTAL FOR FUND-SCC 200 9120 (HIGH SCHOOL JOURNALISM FUND):							
500.00	0.00	500.00	424.00	352.00	0.00	76.00	84.80
*****TOTAL FOR FUND-SCC 200 9121 (HIGH SCHOOL NATIONAL HONOR SOCIETY):							
3,123.94	0.00	3,123.94	2,780.80	0.00	197.72	145.42	95.34
*****TOTAL FOR FUND-SCC 200 9160 (HIGH SCHOOL GERMAN CLUB):							
45.00	0.00	45.00	45.00	0.00	0.00	0.00	100.00
*****TOTAL FOR FUND-SCC 200 9201 (JUNIOR HIGH ART CLUB):							
113.99	0.00	113.99	0.00	0.00	0.00	113.99	0.00
*****TOTAL FOR FUND-SCC 200 9204 (JUNIOR HIGH STUDENT COUNCIL FUND):							
1,153.54	0.00	1,153.54	454.04	0.00	0.00	699.50	39.36
*****TOTAL FOR FUND-SCC 200 9205 (JUNIOR HIGH LIBRARY CLUB):							
77.65	0.00	77.65	0.00	0.00	0.00	77.65	0.00
*****TOTAL FOR FUND-SCC 200 9301 (EASTERN ELEMENTARY STUDENT ACTIVITY FUND):							
2,518.41	0.00	2,518.41	2,195.70	265.92	280.08	42.63	98.31

*** NOTE!! ONLY ACTIVE ACCOUNTS HAVE BEEN SELECTED, TOTALS MAY EXCLUDE AMOUNTS THAT ARE RELATED TO INACTIVE ACCOUNTS. ***

LEXINGTON LOCAL SCHOOLS
 Appropriation Account Summary
 SORTED BY FUND-SCC

FYTD Appropriated	Prior FY Carryover Encumbrances	FYTD Expendable	FYTD Actual Expenditures	MTD Actual Expenditures	Current Encumbrances	FYTD Unencumbered Balance	FYTD Percent Exp/Enc
*****TOTAL FOR FUND-SCC 200 9401 (CENTRAL ELEMENTARY STUDENT ACTIVITY FUND):							
382.69	0.00	382.69	382.69	382.69	0.00	0.00	100.00
*****TOTAL FOR FUND-SCC 200 9611 (HIGH SCHOOL INFORMED TEENS FUND):							
250.00	0.00	250.00	0.00	0.00	75.00	175.00	30.00
*****TOTAL FOR FUND-SCC 200 9612 (JUNIOR HIGH INFORMED TEENS FUND):							
499.67	0.00	499.67	305.90	305.90	0.00	193.77	61.22
*****TOTAL FOR FUND-SCC 300 9115 (JAZZ BAND):							
2,000.00	0.00	2,000.00	1,680.00	0.00	0.00	320.00	84.00
*****TOTAL FOR FUND-SCC 300 9116 (CHOIR):							
1,259.80	0.00	1,259.80	307.60	216.92	0.00	952.20	24.42
*****TOTAL FOR FUND-SCC 300 9206 (JUNIOR HIGH PHYS ED DEPARTMENT FUND):							
5,813.17	0.00	5,813.17	2,492.49	0.00	0.00	3,320.68	42.88
*****TOTAL FOR FUND-SCC 300 9210 (JR HIGH INSTRUMENTAL):							
41.03	0.00	41.03	0.00	0.00	0.00	41.03	0.00
*****TOTAL FOR FUND-SCC 300 9600 (ATHLETIC FUND):							
266,155.00	400.00	266,555.00	246,754.08	15,804.94	16,452.23	3,348.69	98.74
*****TOTAL FOR FUND-SCC 300 9602 (ORCHESTRA):							
63.22	0.00	63.22	0.00	0.00	0.00	63.22	0.00
*****TOTAL FOR FUND-SCC 300 9603 (ELEMENTARY MUSIC):							
1,139.88	0.00	1,139.88	0.00	0.00	0.00	1,139.88	0.00

*** NOTE!! ONLY ACTIVE ACCOUNTS HAVE BEEN SELECTED, TOTALS MAY EXCLUDE AMOUNTS THAT ARE RELATED TO INACTIVE ACCOUNTS. ***

LEXINGTON LOCAL SCHOOLS
 Appropriation Account Summary
 SORTED BY FUND-SCC

FYTD Appropriated	Prior FY Carryover Encumbrances	FYTD Expendable	FYTD Actual Expenditures	MTD Actual Expenditures	Current Encumbrances	FYTD Unencumbered Balance	FYTD Percent Exp/Enc
*****TOTAL FOR FUND-SCC 300 9605 (BAND):							
232.95	0.00	232.95	0.00	0.00	0.00	232.95	0.00
*****TOTAL FOR FUND-SCC 451 9017 (Network Connectivity FY 2017):							
9,000.00	0.00	9,000.00	9,000.00	0.00	0.00	0.00	100.00
*****TOTAL FOR FUND-SCC 516 9016 (IDEA-B SPECIAL EDUCATION FY16):							
19,115.15	1,201.65	20,316.80	20,316.80	0.00	0.00	0.00	100.00
*****TOTAL FOR FUND-SCC 516 9017 (IDEA-B SPECIAL EDUCATION FY17):							
425,089.03	0.00	425,089.03	321,003.86	21,433.71	33,522.87	70,562.30	83.40
*****TOTAL FOR FUND-SCC 572 9016 (TITLE I FY16):							
30,374.50	2,400.00	40,774.50	40,774.50	0.00	0.00	0.00	100.00
*****TOTAL FOR FUND-SCC 572 9017 (TITLE I FY17):							
419,228.32	0.00	419,228.32	244,020.01	25,108.03	4,441.79	170,766.52	59.27
*****TOTAL FOR FUND-SCC 587 9017 (EARLY CHILDHOOD SPECIAL EDUCATION IDEA FY17):							
4,042.14	0.00	4,042.14	1,957.75	293.23	109.50	1,974.89	51.14
*****TOTAL FOR FUND-SCC 590 9017 (TITLE II-A IMPROVING TEACHER QUALITY FY17):							
41,215.59	0.00	41,215.59	41,215.59	0.00	0.00	0.00	100.00
*****GRAND TOTALS:							
30,154,352.85	191,181.67	30,345,534.52	28,000,205.12	2,140,421.93	656,089.19	1,689,240.21	94.43

*** NOTE!! ONLY ACTIVE ACCOUNTS HAVE BEEN SELECTED, TOTALS MAY EXCLUDE AMOUNTS THAT ARE RELATED TO INACTIVE ACCOUNTS. ***

48