


LEXINGTON LOCAL SCHOOLS



FINANCIAL REPORT
FOR THE PERIOD ENDING
JUNE 30, 2017

PREPARED BY
JASON WHITESEL, TREASURER

DATE: 07/13/2017
TIME: 08:23

LEXINGTON LOCAL SCHOOLS
CASH RECONCILIATION AS OF 06/30/2017

PAGE: 1
(USAEMSED)

	SUB-TOTALS	TOTALS
	-----	-----
Gross Depository Balances:		
RICHLAND BANK MMA 5719	\$ 4,041,234.73	
RICHLAND BANK SWEEP ACCT 3520	1,446,936.04	
RICHLAND BANK GENERAL ACCT 0580	302,405.00	
RICHLAND BANK ANTHEM SWEEP 3523	920,435.93	
RICHLAND BANK EE BENEFITS 3180	0.00	
RICHLAND BANK PAYROLL ACCT 9780	550.22	
RICHLAND BANK ATHLETIC ACCT 3280	5,770.00	

Total Depository Balances (Gross)		\$ 6,717,331.92
Adjustments to Bank Balance:		
Cash in Transit to Bank	\$ 90.00	
Outstanding Checks	50,683.87-	
Adjustments	0.92-	
Outstanding Vision -\$0.92		

Total Adjustments to Bank Balance		50,594.79-
Investments:		
Treasury Bonds and Notes	\$ 1,075,284.50	
Certificate of Deposits	2,925,000.00	
Other Securities	0.00	
Other Investments:		
Richland Bank - Money Market	53,164.10	

Total Investments		4,053,448.60
Cash on Hand:		
Petty Cash:		
TREASURER'S OFFICE	\$ 100.00	
Change Cash:		
Cash with Fiscal Agent	0.00	

Total Cash on Hand		100.00

Total Balances		\$ 10,720,285.73
		=====
Total Fund Balance		\$ 10,720,285.73
		=====
Depository Clearance Accounts:		

Total Clearance Account Balances		\$ 0.00



Treasurer

June 01, 2017 To June 30, 2017

Account Name : Lexington Local SD Managing Agency

Account No : 5750

Summary Of Investment Holdings

Quantity	Description			Unit Value	Market Value	Tax Cost	Estimated Ann Inc	Yield To Mkt
<u>Money Market - Taxable</u>								
53,164.1	Northern Instl Government Select Portfolio			1.0000	53,164.10	53,164.10	308.35	0.58%
<i>Totals</i>					53,164.10	53,164.10	308.35	0.58%
<u>Marketable CD</u>								
100,000	Transportation Alliance Bk	0.800%	07/05/2017	99.9989	99,998.90	100,000.00	800.00	0.80%
200,000	Apple Bank for Savings NY	0.850%	10/06/2017	99.9731	199,946.20	200,000.00	1,700.00	0.85%
200,000	Wells Fargo Bank NA	1.000%	12/06/2017	99.9527	199,905.40	200,000.00	2,000.00	1.00%
150,000	Comenity Capital Bank	1.150%	08/29/2018	99.4772	149,215.80	150,000.00	1,725.00	1.16%
200,000	Franklin Synergy Bank	1.100%	10/09/2018	99.8311	199,662.20	200,000.00	2,200.00	1.10%
200,000	Farm Bureau Bank NV	1.100%	12/17/2018	99.4733	198,946.60	200,000.00	2,200.00	1.11%
150,000	Ally Bank Midvale UT	1.450%	02/11/2019	100.1834	150,275.10	150,000.00	2,175.00	1.45%
200,000	Capital One Bank USA	1.200%	08/12/2019	98.8458	197,691.60	200,000.00	2,400.00	1.21%
100,000	First Financial NW Inc WA	1.450%	08/19/2019	99.6015	99,601.50	100,000.00	1,450.00	1.46%
200,000	Abacus Federal Svgs Bk NY	1.250%	09/17/2019	99.0996	198,199.20	200,000.00	2,500.00	1.26%
200,000	Alma Bank NY	1.300%	06/10/2020	98.6119	197,223.80	200,000.00	2,600.00	1.32%
150,000	Community Fin'l Svcs Bk KY	1.500%	08/19/2020	99.0341	148,551.15	150,000.00	2,250.00	1.51%
175,000	Unison Bank	1.500%	11/25/2020	100.5245	175,917.88	175,000.00	2,625.00	1.49%
200,000	Goldman Sachs Bank USA	1.865%	02/17/2021	99.8205	199,641.00	200,000.00	3,730.42	1.87%
200,000	MB Financial Bank NA	1.400%	03/30/2021	99.9256	199,851.20	200,000.00	2,800.00	1.40%
100,000	BankVista Sartell MN	1.400%	04/06/2021	98.0988	98,098.80	100,000.00	1,400.00	1.43%
200,000	Bank of Santa Clarita CA	1.400%	04/15/2021	98.0716	196,143.20	200,000.00	2,800.00	1.43%
<i>Totals</i>					2,908,869.53	2,925,000.00	37,355.42	1.28%
<u>U.S. Govt Agv/Exempt State</u>								
125,000	FHLB	1.050%	06/04/2018	99.7497	124,687.13	124,987.50	1,312.50	1.05%
150,000	FHLB	1.000%	08/28/2018	99.6026	149,403.90	150,000.00	1,500.00	1.00%
<i>Totals</i>					274,091.03	274,987.50	2,812.50	1.03%

June 01, 2017 To June 30, 2017

Account Name : Lexington Local SD Managing Agency

Account No : 5750

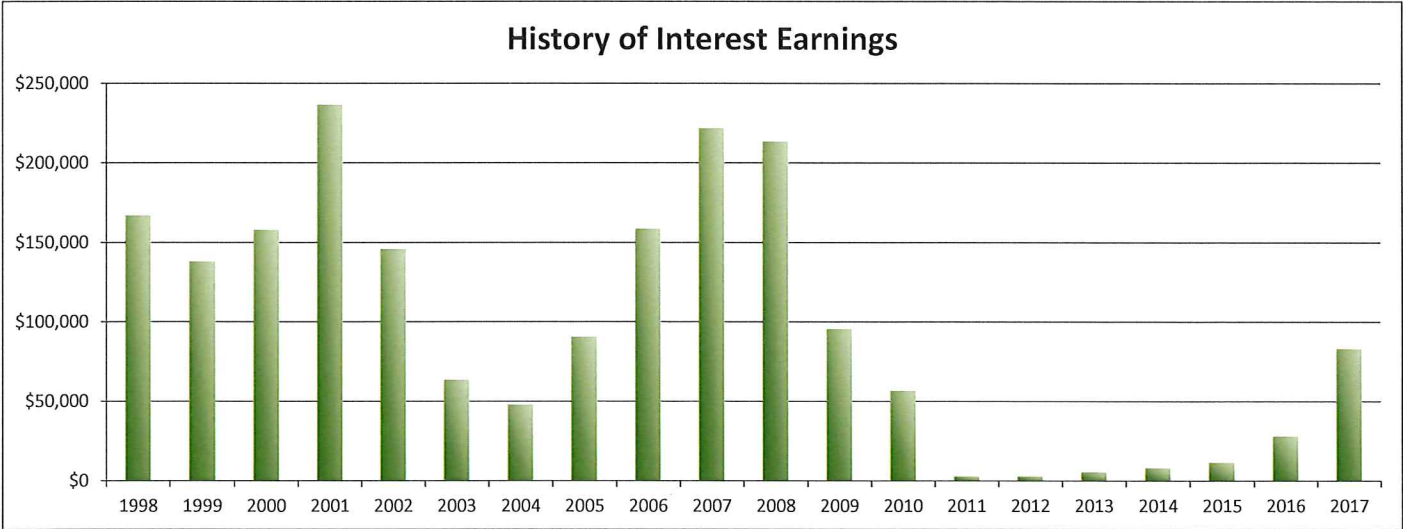
Summary Of Investment Holdings

Quantity	Description			Unit Value	Market Value	Tax Cost	Estimated Ann Inc To Mkt	Yield
<u>U.S. Govt Agy/Nonexempt State</u>								
300,000	FHLMC	1.350%	03/29/2019	99.6001	298,800.30	300,297.00	4,050.00	1.36%
200,000	FHLMC	1.300%	10/25/2019	99.3142	198,628.40	200,000.00	2,600.00	1.31%
300,000	FNMA	1.300%	07/28/2020	97.3997	292,199.10	300,000.00	3,900.00	1.33%
<i>Totals</i>					789,627.80	800,297.00	10,550.00	1.34%
<i>Grand Total</i>					4,025,752.46	4,053,448.60	51,026.27	1.27%

LEXINGTON LOCAL SCHOOLS
INVESTMENT REPORT FOR THE MONTH ENDING
JUNE 30, 2017

INTEREST EARNED:	THIS MONTH	FISCAL YEAR TO DATE
Richland Bank, General Sweep	\$1,089.37	\$9,956.61
Richland Bank, General MMA	\$2,988.12	\$24,784.31
Richland Bank, Anthem Sweep	\$462.50	\$2,714.30
Star Ohio	\$0.00	\$0.00
CDs, Bonds, and other investments	\$2,363.51	\$45,739.04
TOTAL INTEREST RECEIVED	\$6,903.50	\$83,194.26

History of Interest Earnings	Fiscal Year	Interest Earnings
	1998	\$ 167,057.52
	1999	\$ 138,113.69
	2000	\$ 157,991.72
	2001	\$ 236,839.79
	2002	\$ 146,052.34
	2003	\$ 63,712.36
	2004	\$ 47,970.95
	2005	\$ 90,719.94
	2006	\$ 158,724.51
	2007	\$ 221,998.86
	2008	\$ 213,660.34
	2009	\$ 95,639.63
	2010	\$ 56,860.22
	2011	\$ 3,001.78
	2012	\$ 3,090.00
	2013	\$ 5,758.97
	2014	\$ 8,349.92
	2015	\$ 11,765.22
	2016	\$ 28,300.22
FISCAL Year To Date	2017	\$83,194.26
Total Interest Earnings 1998 to Present		\$ 1,938,802.24



Processing Month: June 2017
 LEXINGTON LOCAL SCHOOLS

(FINSUM)

Fnd	Sec	Description	Beginning Balance	MTD Revenues	FYTD Revenues	MTD Expenditures	FYTD Expenditures	Current Available Balance
001	0000	GENERAL FUND	8,934,264.87	1,702,346.44	23,769,841.23	2,077,706.25	23,185,222.26	9,518,883.84
001	9412	GENERAL BUDGET RESERVE SE	87,928.97	.00	.00	.00	.00	87,928.97
002	0000	BOND RETIREMENT FUND	1,925.89	.00	.00	.00	.00	1,925.89
003	0000	PERMANENT IMPROVEMENT FUN	117,720.48	41,765.60	690,236.70	251.37	710,034.29	97,922.89
006	0000	FOOD SERVICE FUND	2,553.42	73,611.33	747,976.51	49,306.55	750,517.45	12.48
007	9100	LEXINGTON MINUTEMEN ACADE	18,506.86	9.75	1,325.99	.00	5,000.00	14,832.85
007	9800	TERRY McCAMMON SCHOLARSHI	13,585.20	8.67	108.08	500.00	500.00	13,193.28
007	9801	MINUTEMAN ALUMNI SCHOLARS	1,995.46	.00	13.23	.00	2,008.69	.00
018	9100	HIGH SCHOOL PRINCIPAL'S F	1,149.62	96.41	11,506.79	6,379.49	10,073.76	2,582.65
018	9200	JUNIOR HIGH PRINCIPAL'S F	2,815.47	35.00	7,012.00	.00	7,991.31	1,836.16
018	9300	EASTERN PRINCIPAL'S FUND	5,640.18	517.85	10,567.79	695.22	6,788.76	9,419.21
018	9301	EASTERN ELEMENTARY BOOKFA	11,356.99	.00	3,743.46	3,695.51	4,809.33	10,291.12
018	9302	EASTERN ELEMENTARY MATH	1,181.16	.00	.00	109.00	109.00	1,072.16
018	9400	CENTRAL PRINCIPAL'S FUND	10,210.91	.00	6,697.74	218.14	9,350.21	7,558.44
018	9401	CENTRAL ELEMENTARY BOOKFA	2,358.24	.00	5,727.26	.00	4,384.22	3,701.28
018	9402	CENTRAL ELEMENTARY ART	746.00	.00	1,750.00	.00	1,387.00	1,109.00
018	9500	WESTERN PRINCIPAL'S FUND	8,206.02	183.21	9,694.58	67.30	5,822.75	12,077.85
018	9501	WESTERN ELEMENTARY BOOKFA	1,351.85	.00	6,252.77	.00	4,618.07	2,986.55
018	9503	WESTERN ELEMENTARY ART	402.42	.00	1,900.00	1,463.00	1,463.00	839.42
018	9901	JUNIOR HIGH TEACHER ADVIS	109.25	.00	.00	.00	.00	109.25
019	9001	ACADEMIC BOOSTERS GRANTS	769.07	.00	.00	.00	.00	769.07
019	9121	CENTRAL ELEMENTARY PTO GR	671.29	12.45	2,157.78	6.17	2,018.04	811.03
019	9122	EASTERN ELEMENTARY PTO GR	567.18	12.45	2,357.81	100.00	569.10	2,355.89
019	9123	WESTERN ELEMENTARY PTO GR	3,437.63	12.46	2,157.83	87.32	1,786.82	3,808.64
019	9200	RICHLAND COUNTY FOUNDATIO	1,932.00	.00	.00	.00	1,732.00	200.00
019	9208	RICHLAND CO FOUND-BUILD A	.00	.00	500.00	.00	489.68	10.32
019	9209	RICH CO FOUND-LEARN TO RE	.00	.00	1,199.00	.00	1,139.05	59.95
019	9210	RICH CO FOUND-MULTI-SENS	.00	.00	831.66	.00	831.20	.46
019	9211	RICH CO FOUND-BEE AWARENE	.00	.00	672.92	.00	655.34	17.58
019	9212	RICH CO FOUND-DONT LET TH	.00	.00	623.60	.00	604.43	19.17
019	9500	DOLLAR GENERAL LIT FOUND	6.01	.00	.00	.00	6.01	.00
019	9502	RICHLAND CO HMG SENSORY G	.00	2,000.00	2,000.00	.00	.00	2,000.00
022	9601	OHSAA TOURNAMENT AGENCY F	144.13	.00	69,860.69	18,577.73	67,747.56	2,257.26
024	0000	EMPLOYEE BENEFITS FUND FO	791,621.99	389,399.95	4,642,785.81	102,037.52	4,513,972.79	920,435.01
200	9101	HIGH SCHOOL ART CLUB	93.76	.00	.00	.00	.00	93.76
200	9102	HIGH SCHOOL DRAMA CLUB	14,103.46	2,250.00	30,258.00	350.00	12,435.94	31,925.52
200	9103	HIGH SCHOOL MATH CLUB	52.70	.00	.00	.00	.00	52.70
200	9104	HIGH SCHOOL LEADERSHIP CO	453.66	.00	2,806.00	.00	2,845.21	414.45
200	9105	HIGH SCHOOL FRENCH CLUB	131.67	.00	240.00	.00	194.30	177.37
200	9107	HIGH SCHOOL SPANISH CLUB	751.60	.00	790.00	.00	766.63	774.97
200	9108	HIGH SCHOOL LEO CLUB	3,122.40	.00	1,556.06	.00	1,729.58	2,948.88
200	9114	HIGH SCHOOL STUDENT COUNC	3,027.08	.00	871.69	.00	1,021.79	2,876.98
200	9115	HIGH SCHOOL KEY CLUB	1,849.02	.00	365.50	.00	446.90	1,767.62
200	9116	HIGH SCHOOL CHESS CLUB	271.00	.00	50.00	.00	.00	321.00
200	9119	HIGH SCHOOL YEARBOOK FUND	39,285.55	3,835.00	18,754.00	340.00	4,712.41	53,327.14
200	9120	HIGH SCHOOL JOURNALISM FU	1,089.44	.00	.00	.00	424.00	665.44

Processing Month: June 2017
 LEXINGTON LOCAL SCHOOLS

(FINSUM)

Fnd	Sec	Description	Beginning Balance	MTD Revenues	FYTD Revenues	MTD Expenditures	FYTD Expenditures	Current Available Balance
200	9121	HIGH SCHOOL NATIONAL HONO	655.94	.00	2,766.07	.00	2,780.80	641.21
200	9160	HIGH SCHOOL GERMAN CLUB	45.00	.00	.00	.00	45.00	.00
200	9201	JUNIOR HIGH ART CLUB	113.99	.00	275.64	.00	.00	389.63
200	9204	JUNIOR HIGH STUDENT COUNC	29.54	.00	721.00	.00	454.04	296.50
200	9205	JUNIOR HIGH LIBRARY CLUB	77.65	.00	553.50	.00	.00	631.15
200	9301	EASTERN ELEMENTARY STUDEN	479.41	.00	2,445.18	58.86	2,254.56	670.03
200	9401	CENTRAL ELEMENTARY STUDEN	382.69	.00	.00	.00	382.69	.00
200	9611	HIGH SCHOOL INFORMED TEEN	842.26	.00	146.37	75.00	75.00	913.63
200	9612	JUNIOR HIGH INFORMED TEEN	24.67	48.98	484.13	.00	305.90	202.90
300	9115	JAZZ BAND	1,569.81	.00	2,438.00	.00	1,680.00	2,327.81
300	9116	CHOIR	1,159.80	.00	50.00	.00	307.60	902.20
300	9206	JUNIOR HIGH PHYS ED DEPAR	2,413.17	.00	2,640.00	.00	2,492.49	2,560.68
300	9210	JR HIGH INSTRUMENTAL	41.03	.00	.00	.00	.00	41.03
300	9600	ATHLETIC FUND	19,748.85	13,975.00	256,735.59	7,187.24	253,941.32	22,543.12
300	9602	ORCHESTRA	63.22	.00	.00	.00	.00	63.22
300	9603	ELEMENTARY MUSIC	1,139.88	.00	222.50	.00	.00	1,362.38
300	9605	BAND	232.95	.00	.00	.00	.00	232.95
451	9017	Network Connectivity FY 2	.00	.00	9,000.00	.00	9,000.00	.00
516	9016	IDEA-B SPECIAL EDUCATION	14,415.99	.00	5,900.81	.00	20,316.80	.00
516	9017	IDEA-B SPECIAL EDUCATION	.00	.00	310,867.97	31,412.39	352,416.25	41,548.28-
572	9016	TITLE I FY16	6,969.06	.00	33,805.44	.00	40,774.50	.00
572	9017	TITLE I FY17	.00	.00	237,235.36	81,240.05	325,260.06	88,024.70-
587	9017	EARLY CHILDHOOD SPECIAL E	.00	.00	1,664.52	.00	1,957.75	293.23-
590	9017	TITLE II-A IMPROVING TEAC	.00	.00	41,215.59	.00	41,215.59	.00
Grand Total All Funds			10,137,794.81	2,229,927.73	30964,360.15	2,381,664.11	30381,869.23	10720,285.73
Total Invested Funds			.00					

DATE: 07/12/2017
TIME: 15:24:05OHIO DEPARTMENT OF EDUCATION - OFFICE OF SCHOOL MANAGEMENT ASSISTANCE
ANNUAL SPENDING PLAN (CURRENT OPERATION - GENERAL FUND ONLY - O.R.C. 5705.391)

PAGE: 1

SCHOOL DISTRICT: LEXINGTON LOCAL SCHOOLS

IRN # 049437

COUNTY: RICHLAND

FISCAL YEAR: 2017 MONTH: 06

	MONTHLY ESTIMATE	MONTHLY ACTUAL	MONTHLY DIFFERENCE	FISCAL YTD ESTIMATE	FISCAL YTD ACTUAL	FISCAL YTD DIFFERENCE
REVENUES						
01.010 General Property (Real Estate)	0	0	0	10,636,151	10,725,041	88,890
01.020 Tangible Personal Property Tax	0	0	0	500,135	499,419	716-
01.030 Income Tax	0	0	0	0	0	0
01.035 Unrestricted Grants-in-Aid	842,267	809,982	32,285-	9,973,267	9,979,857	6,590
01.040 Restricted Grants-in-Aid	7,100	58,868	51,768	75,779	131,907	56,128
01.045 Restricted Grants-in-Aid - SFSF	0	0	0	0	0	0
01.050 Property Tax Allocation	0	818,213	818,213	1,747,886	1,753,650	5,764
01.060 All Other Operating Revenue	12,872	15,284	2,412	433,372	602,061	168,689
01.070 Total Revenue	862,239	1,702,347	840,108	23,366,590	23,691,935	325,345
OTHER FINANCING SOURCES						
02.010 Proceeds from Sale of Notes	0	0	0	0	0	0
02.020 State Emergency Loans & Advancements (Approved)	0	0	0	0	0	0
02.040 Operating Transfers-In	0	0	0	0	0	0
02.050 Advances-In	0	0	0	0	0	0
02.060 All Other Financing Sources	0	0	0	70,000	77,906	7,906
02.070 Total Other Financing Sources	0	0	0	70,000	77,906	7,906
02.080 Total Revenues and Other Financing Sources	862,239	1,702,347	840,108	23,436,590	23,769,841	333,251
EXPENDITURES						
03.010 Personal Services	1,095,276	1,075,947	19,329-	12,127,971	12,052,508	75,463-
03.020 Employees' Retirement/Insurance Benefits	464,196	487,424	23,228	5,674,196	5,650,701	23,495-
03.030 Purchased Services	298,588	439,103	140,515	3,823,588	4,039,113	215,525
03.040 Supplies and Materials	30,672	31,332	660	665,672	707,223	41,551
03.050 Capital Outlay	7,341	3,849	3,492-	132,753	95,580	37,173-
03.060 Intergovernmental	0	0	0	0	0	0
04.010 Debt Service: All Principal (Historical)	0	0	0	0	0	0
04.020 Debt Service: Principal - Notes	0	0	0	0	0	0
04.030 Debt Service: Principal - State Loans	0	0	0	0	0	0
04.040 Debt Service: Principal - State Advancements	0	0	0	0	0	0
04.050 Debt Service: Principal - HB 264 Loans	0	0	0	0	0	0
04.055 Debt Service: Principal - Other	0	0	0	0	0	0
04.060 Debt Service: Interest and Fiscal Charges	0	0	0	0	0	0
04.300 Other Objects	12,675	5,052	7,623-	320,475	305,098	15,377-
04.500 Total Expenditures	1,908,748	2,042,707	133,959	22,744,655	22,850,223	105,568
OTHER FINANCING USES						
05.010 Operating Transfers - Out	0	35,000	35,000	300,000	335,000	35,000
05.020 Advances - Out	0	0	0	0	0	0
05.030 All Other Financing Uses	0	0	0	0	0	0
05.040 Total Other Financing Uses	0	35,000	35,000	300,000	335,000	35,000
05.050 Total Expenditure and Other Financing Uses	1,908,748	2,077,707	168,959	23,044,655	23,185,223	140,568
06.010 Excess Rev & Oth Financing Sources over (under) Exp &	1,046,509-	375,360-	671,149	391,935	584,618	192,683
07.010 Beginning Cash Balance	10,460,638	9,982,172	478,466-	9,022,194	9,022,194	0
07.020 Ending Cash Balance	9,414,129	9,606,812	192,683	9,414,129	9,606,812	192,683
08.010 Outstanding Encumbrances	95,000	229,036	134,036	95,000	229,036	134,036

DATE: 07/12/2017
TIME: 15:24:34OHIO DEPARTMENT OF EDUCATION - OFFICE OF SCHOOL MANAGEMENT ASSISTANCE
ANNUAL SPENDING PLAN (CURRENT OPERATION - GENERAL FUND ONLY - O.R.C. 5705.391)

PAGE: 1

SCHOOL DISTRICT: LEXINGTON LOCAL SCHOOLS

IRN # 049437

COUNTY: RICHLAND

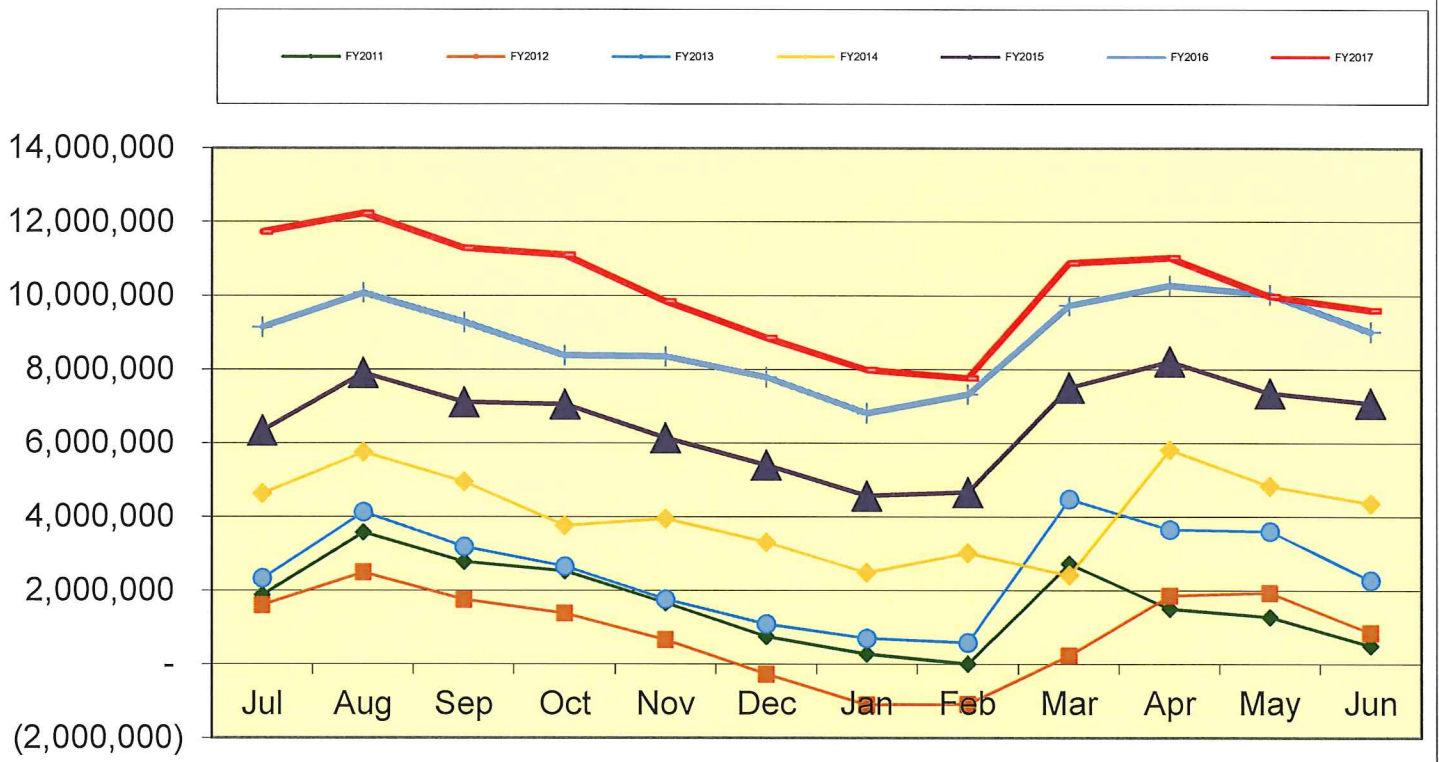
FISCAL YEAR: 2017 QUARTER: 4

	QUARTERLY ESTIMATE	QUARTERLY ACTUAL	QUARTERLY DIFFERENCE	FISCAL YTD ESTIMATE	FISCAL YTD ACTUAL	FISCAL YTD DIFFERENCE
REVENUES						
01.010 General Property (Real Estate)	1,385,000	1,221,310	163,690-	10,636,151	10,725,041	88,890
01.020 Tangible Personal Property Tax	253,135	252,767	368-	500,135	499,419	716-
01.030 Income Tax	0	0	0	0	0	0
01.035 Unrestricted Grants-in-Aid	2,472,267	2,429,337	42,930-	9,973,267	9,979,857	6,590
01.040 Restricted Grants-in-Aid	18,400	74,710	56,310	75,779	131,907	56,128
01.045 Restricted Grants-in-Aid - SFSF	0	0	0	0	0	0
01.050 Property Tax Allocation	873,886	818,213	55,673-	1,747,886	1,753,650	5,764
01.060 All Other Operating Revenue	82,872	112,379	29,507	433,372	602,061	168,689
01.070 Total Revenue	5,085,560	4,908,716	176,844-	23,366,590	23,691,935	325,345
OTHER FINANCING SOURCES						
02.010 Proceeds from Sale of Notes	0	0	0	0	0	0
02.020 State Emergency Loans & Advancements (Approved)	0	0	0	0	0	0
02.040 Operating Transfers-In	0	0	0	0	0	0
02.050 Advances-In	0	0	0	0	0	0
02.060 All Other Financing Sources	24,000	32,921	8,921	70,000	77,906	7,906
02.070 Total Other Financing Sources	24,000	32,921	8,921	70,000	77,906	7,906
02.080 Total Revenues and Other Financing Sources	5,109,560	4,941,637	167,923-	23,436,590	23,769,841	333,251
EXPENDITURES						
03.010 Personal Services	3,095,276	3,079,569	15,707-	12,127,971	12,052,508	75,463-
03.020 Employees' Retirement/Insurance Benefits	1,434,196	1,459,350	25,154	5,674,196	5,650,701	23,495-
03.030 Purchased Services	1,148,588	1,393,068	244,480	3,823,588	4,039,113	215,525
03.040 Supplies and Materials	95,672	105,573	9,901	665,672	707,223	41,551
03.050 Capital Outlay	32,341	7,719	24,622-	132,753	95,580	37,173-
03.060 Intergovernmental	0	0	0	0	0	0
04.010 Debt Services: All Principal (Historical)	0	0	0	0	0	0
04.020 Debt Services: Principal - Notes	0	0	0	0	0	0
04.030 Debt Services: Principal - State Loans	0	0	0	0	0	0
04.040 Debt Services: Principal - State Advancements	0	0	0	0	0	0
04.050 Debt Service: Principal - HB 264 Loans	0	0	0	0	0	0
04.055 Debt Services: Principal - Other	0	0	0	0	0	0
04.060 Debt Services: Interest and Fiscal Charges	0	0	0	0	0	0
04.300 Other Objects	149,475	142,043	7,432-	320,475	305,098	15,377-
04.500 Total Expenditures	5,955,548	6,187,322	231,774	22,744,655	22,850,223	105,568
OTHER FINANCING USES						
05.010 Operating Transfers - Out	0	35,000	35,000	300,000	335,000	35,000
05.020 Advances - Out	0	0	0	0	0	0
05.030 All Other Financing Uses	0	0	0	0	0	0
05.040 Total Other Financing Uses	0	35,000	35,000	300,000	335,000	35,000
05.050 Total Expenditure and Other Financing Uses	5,955,548	6,222,322	266,774	23,044,655	23,185,223	140,568
06.010 Excess Rev & Oth Financing Sources over (under) Exp &	845,988-	1,280,685-	434,697-	391,935	584,618	192,683
07.010 Beginning Cash Balance	10,260,117	10,887,497	627,380	9,022,194	9,022,194	0
07.020 Ending Cash Balance	9,414,129	9,606,812	192,683	9,414,129	9,606,812	192,683
08.010 Outstanding Encumbrances	95,000	229,036	134,036	95,000	229,036	134,036

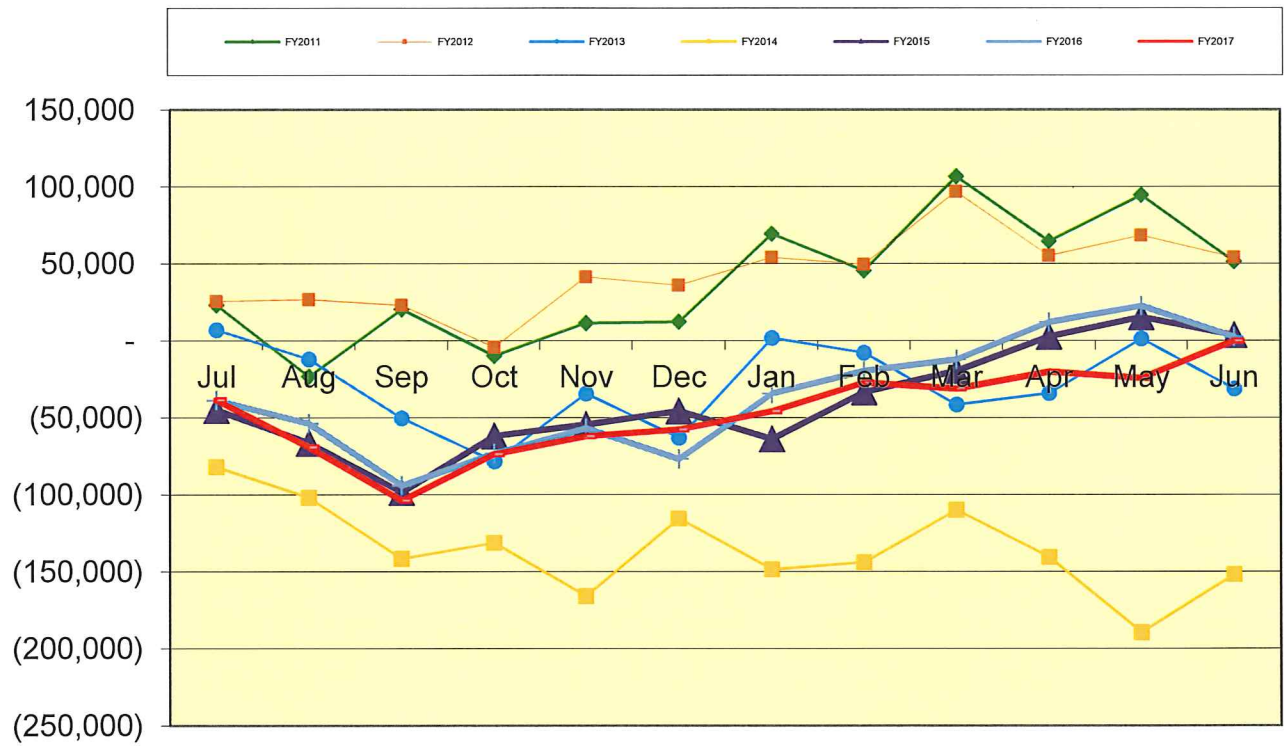
**LEXINGTON LOCAL SCHOOL DISTRICT
GENERAL FUND ONLY 2016-17
SUMMARY OF RECEIPTS AND EXPENDITURES - FIVE YEAR FORECAST FORMAT**

LINE 7.010	BEGINNING CASH BALANCE		\$ 9,022,194		
	6/30/2017	FISCAL	FISCAL	VARIANCE	PERCENT
		YEAR TO DATE	YEAR TO DATE	Estimate vs.	of
		Estimate	Actual	Actual	VARIANCE
REVENUES					
LINE 1.010	Real Estate Tax	\$ 10,636,151	\$ 10,725,041	\$88,890	0.84%
LINE 1.020	Personal Property Tax	\$ 500,135	\$ 499,419	(\$716)	-0.14%
LINE 1.030	Income Tax	\$ -	\$ -	\$0	
LINE 1.035	State Funding	\$ 9,973,267	\$ 9,979,857	\$6,590	0.07%
LINE 1.040	Career Tech / Economic Disadv.	\$ 75,779	\$ 131,907	\$56,128	74.07%
LINE 1.050	Property Tax Allocation	\$ 1,747,886	\$ 1,753,650	\$5,764	0.33%
LINE 1.060	Other Operating Revenue	\$ 433,372	\$ 602,061	\$168,689	38.92%
LINE 1.070	TOTAL REVENUE	\$ 23,366,590	\$ 23,691,935	\$325,345	1.39%
			\$ -		
LINE 2.01	Proceeds from Notes	\$ -	\$ -	\$0	
LINE 2.04	Transfers In	\$ -	\$ -	\$0	
LINE 2.050	Advances In	\$ -	\$ -	\$0	#DIV/0!
LINE 2.060	Other Financing Sources	\$ 70,000	\$ 77,906	\$7,906	11.29%
LINE 2.070	TOTAL OTHER SOURCES	\$ 70,000	\$ 77,906	\$7,906	11.29%
LINE 2.080	TOTAL REVENUES & Sources	\$ 23,436,590	\$ 23,769,841	\$333,251	1.42%
EXPENSES					
LINE 3.010	Salaries	\$ 12,127,971	\$ 12,052,508	\$75,463	0.62%
LINE 3.020	Retirement and Benefits	\$ 5,674,196	\$ 5,650,701	\$23,495	0.41%
LINE 3.030	Purchased Services	\$ 3,823,588	\$ 4,039,113	(\$215,525)	-5.64%
LINE 3.040	Supplies and Materials	\$ 665,672	\$ 707,223	(\$41,551)	-6.24%
LINE 3.050	Capital Outlay and Equipment	\$ 132,753	\$ 95,580	\$37,173	28.00%
LINE 3.06	INTERGOVERNMENTAL	\$ -	\$ -	\$0	
LINE 4.020	DEBT SERVICE - Notes	\$ -	\$ -	\$0	
LINE 4.060	DEBT SERVICE - Interest charges	\$ -	\$ -	\$0	
LINE 4.300	Other Objects	\$ 320,475	\$ 305,098	\$15,377	4.80%
LINE 4.500	TOTAL EXPENDITURES	\$ 22,744,655	\$ 22,850,223	(\$105,568)	-0.46%
LINE 5.00	TRANSFERS OUT	\$ 300,000	\$ 335,000	(\$35,000)	
LINE 5.02	ADVANCES OUT	\$ -	\$ -	\$0	
LINE 5.03	ALL OTHER USES	\$ -	\$ -	\$0	
LINE 5.040	TOTAL OTHER USES	\$ 300,000	\$ 335,000	(\$35,000)	
LINE 5.050	TOTAL EXPENDITURES & USES	\$ 23,044,655	\$ 23,185,223	(\$140,568)	-0.61%
		Estimate	Actual	Variance	
LINE 6.010	REVENUES OVER EXPENSES	\$ 391,935	\$ 584,618	\$192,683	
LINE 7.020	ENDING CASH BALANCE	\$ 9,414,129	\$ 9,606,812	\$192,683	
	Less Reserves	\$ (87,929)	\$ (87,929)	\$ -	
LINE 8.010	Less Outstanding Encumbrances	\$ (95,000)	\$ (229,036)	\$ (134,036)	141.09%
LINE 15.010	Unreserved Fund Balance	\$ 9,231,200	\$ 9,289,847	\$58,647	0.64%
		Estimate	Actual	Benchmark Yr. End	
	Salaries/Benefits as % of Revenue	76.2%	74.7%	80.1% or below	
	True Days Cash - Calendar Days on which can operate	146	146	90 or above optimal	

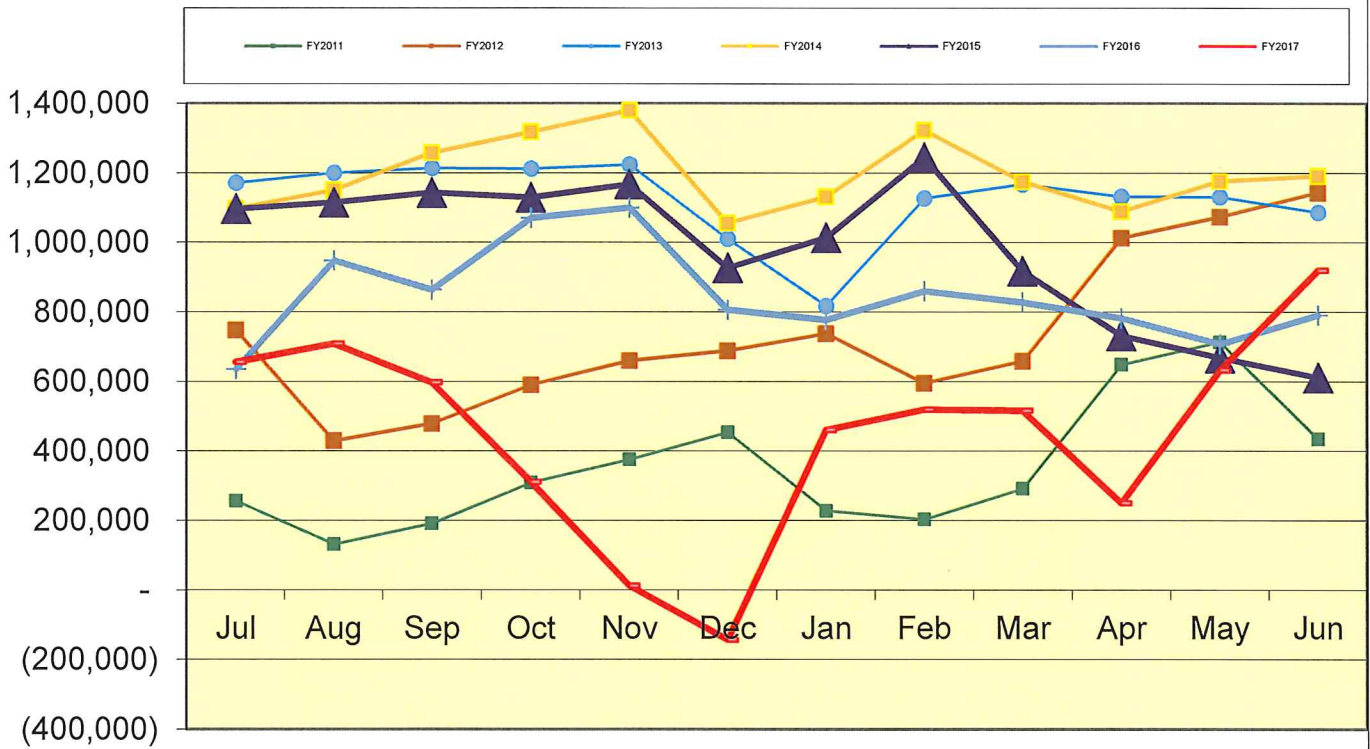
Lexington Local Schools General Fund Cash Balance



Lexington Local Schools Food Service Fund Cash Balance



Lexington Local Schools Employee Benefits Fund Cash Balance



Lexington Local Schools

**Permanent Improvement Fund
6/30/2017**

	Budgeted Amount	Actual Fiscal Year Expended	Current Encumbrances	Expenses / Encumbrances Over/Under Estimate	Remaining Estimated PI Project Costs
Instruction and Administration					
Algebra II Books (85)	\$ 10,543.08	\$ 10,543.40	\$ -	(\$0.32)	\$0.00
24 Walkie Talkies (all bldgs/transportation)	\$ 6,888.00	\$ 6,888.00	\$ -	\$0.00	\$0.00
Eastern Go Math	\$ 2,745.25	\$ 2,745.25	\$ -	\$0.00	\$0.00
PK-3 Educational Kits (Western)	\$ 2,135.00	\$ 1,945.00	\$ -	\$190.00	\$0.00
Biology Textbooks (17)	\$ 1,757.35	\$ 1,838.04	\$ -	(\$80.69)	\$0.00
Western Laminator	\$ 1,895.00	\$ 1,895.00	\$ -	\$0.00	\$0.00
Keyboards for HS/Eastern Choir Rooms	\$ 3,579.50	\$ 3,579.50	\$ -	\$0.00	\$0.00
Eastern Replacement Slide	\$ 4,010.00	\$ 4,010.00	\$ -	\$0.00	\$0.00
Central Student Chairs (20)	\$ 556.60	\$ 550.40	\$ -	\$6.20	\$0.00
Western 2nd Grade Resource Books	\$ 486.47	\$ 577.00	\$ -	(\$90.53)	\$0.00
JH PE Equipment	\$ 596.56	\$ 596.55	\$ -	\$0.01	\$0.00
HS Business Text/Software	\$ 3,286.53	\$ 3,286.53	\$ -	\$0.00	\$0.00
Eastern Tables (5)	\$ 1,580.35	\$ 1,580.35	\$ -	\$0.00	\$0.00
Western Music Curriculum	\$ 5,170.00	\$ 4,970.00	\$ -	\$200.00	\$0.00
Western 4-Drawer File	\$ 800.00	\$ 799.98	\$ -	\$0.02	\$0.00
Central Music	\$ 561.08	\$ 561.02	\$ -	\$0.06	\$0.00
Western PK Chairs/Equipment	\$ 2,887.12	\$ 3,239.94	\$ -	(\$352.82)	\$0.00
Western Kindergarten Literacy Curriculum	\$ 2,659.60	\$ 2,659.60	\$ -	\$0.00	\$0.00
Central Kindergarten Literacy Curriculum	\$ 4,632.50	\$ 4,632.50	\$ -	\$0.00	\$0.00
Eastern Table	\$ 316.07	\$ 316.07	\$ -	\$0.00	\$0.00
Central Cellos/Rack	\$ 3,855.00	\$ 3,815.00	\$ -	\$40.00	\$0.00
Eastern PA System	\$ 3,943.98	\$ 3,943.98	\$ -	\$0.00	\$0.00
Eastern M48 Manhasset Stands	\$ 2,380.00	\$ 2,380.00	\$ -	\$0.00	\$0.00
Maintenance					
Western Pick-Up Area Awnings	\$ 3,000.00	\$ 1,340.00	\$ -	\$1,660.00	\$0.00
Maintenance Truck	\$ 39,000.00	\$ 38,530.15	\$ -	\$469.85	\$0.00
Eastern Chiller Project	\$ 100,000.00	\$ 100,000.00	\$ -	\$0.00	\$0.00
Eastern Roof Project	\$ 97,681.00	\$ 97,681.00	\$ -	\$0.00	\$0.00
JH Cafeteria Chair Lift	\$ 16,000.00	\$ 16,000.00	\$ -	\$0.00	\$0.00
JH Wheelchair Ramps	\$ 16,680.68	\$ 16,680.68	\$ -	\$0.00	\$0.00
Transportation					
New buses	\$ 190,000.00	\$ 189,036.00	\$ -	\$964.00	\$0.00
Technology					
Computers, servers, tech equip., etc.	\$ 150,000.00	\$ 147,081.16	\$ 1,048.00	\$1,870.84	\$0.00
Food Service					
PaySchools Quik Lunch Conversion	\$ 4,325.00	\$ -	\$ 4,325.00	\$0.00	\$0.00
Athletics and Student Activities					
3 Scoreboards	\$ 17,100.00	\$ 17,100.00	\$ -	\$0.00	\$0.00
Track Equipment	\$ 1,750.00	\$ -	\$ -	\$1,750.00	\$0.00
Marching Band Equipment	\$ 2,192.15	\$ 2,247.15	\$ -	(\$55.00)	\$0.00
Football Press Box Windows Replacement	\$ 4,272.00	\$ 4,172.00	\$ -	\$100.00	\$0.00
HS Athletics Uniforms/Equipment	\$ -	\$ -	\$ -	\$0.00	\$0.00
Fees					
Tax Collection Fees	\$ 14,500.00	\$ 12,813.04	\$ -	\$1,686.96	\$0.00
Totals	\$ 723,765.87	\$ 710,034.29	\$ 5,373.00	\$8,358.58	\$0.00
Total Budgeted	\$ 723,765.87				
Actual Cash Balance 7/1/16	\$ 117,720.48				
Revenues FY17 - Taxes from levy	\$ 690,236.70				
Expenditures FY17	\$ (710,034.29)				
Current Cash Balance	\$97,922.89				
Current Encumbrances	\$ (5,373.00)				
Available Balance	\$92,549.89				
Remaining Estimated Revenues FY17 - Taxes from levy	\$ -				
Less: Remaining Estimated PI Project Costs	\$ -				
6/30/17 Carryover	\$ 92,549.89				

Lexington Local Schools

Food Service Fund 2016-17 vs. 2015-2016 vs. 2014-2015

							Beginning Balance 7/1/16	\$ 2,553
2016-2017 Through 6/30/17								
<i>Revenues</i>	District-Wide	High School	Junior High	Eastern	Central	Western	Total	
Student Type A, Ezpay, Misc	\$ -	\$ 94,937	\$ 43,011	\$ 43,015	\$ 36,052	\$ 32,348	\$ 249,363	
Student Break, Milk & A La Carte	\$ -	\$ 63,008	\$ 17,711	\$ 10,849	\$ 5,774	\$ 5,901	\$ 103,243	
Adult & Misc revenues	\$ 21,162	\$ 7,300	\$ 1,342	\$ 2,102	\$ 2,188	\$ 1,113	\$ 35,207	
State Reimb	\$ -	\$ 1,309	\$ 968	\$ 1,480	\$ 1,138	\$ 797	\$ 5,692	
Federal Reimb	\$ -	\$ 71,607	\$ 55,462	\$ 82,391	\$ 63,194	\$ 46,818	\$ 319,472	
Transfer In	\$ 35,000	\$ -	\$ -	\$ -	\$ -	\$ -	\$ 35,000	
Total Revenues	\$ 56,162	\$ 238,161	\$ 118,494	\$ 139,837	\$ 108,346	\$ 86,977	\$ 747,977	
<i>Expenses</i>								
Wages	\$ 46,816	\$ 119,687	\$ 52,592	\$ 36,986	\$ 36,401	\$ 33,034	\$ 325,516	
Severance	\$ -	\$ -	\$ -	\$ -	\$ -	\$ -	\$ -	
Retirement	\$ 11,246	\$ 23,405	\$ 8,441	\$ 9,016	\$ 6,447	\$ 5,211	\$ 63,766	
Medical	\$ 24,941	\$ 45,085	\$ 26,617	\$ 30,057	\$ 3,679	\$ -	\$ 130,379	
Life, Dent, MC, WC	\$ 1,450	\$ 3,794	\$ 2,260	\$ 1,542	\$ 932	\$ 578	\$ 10,556	
Purch Serv, Repairs, Phone, Posta	\$ 3,123	\$ 7,179	\$ 3,083	\$ 538	\$ 812	\$ 538	\$ 15,273	
Supplies	\$ 5,067	\$ -	\$ -	\$ -	\$ -	\$ -	\$ 5,067	
Food Costs	\$ -	\$ 81,906	\$ 32,672	\$ 53,247	\$ 16,900	\$ 15,235	\$ 199,960	
Equipment	\$ -	\$ -	\$ -	\$ -	\$ -	\$ -	\$ -	
Other Costs	\$ -	\$ -	\$ -	\$ -	\$ -	\$ -	\$ -	
Total Expenses	\$ 92,643	\$ 281,056	\$ 125,665	\$ 131,386	\$ 65,171	\$ 54,596	\$ 750,517	
Net Gain (Loss)	\$ (36,481)	\$ (42,895)	\$ (7,171)	\$ 8,451	\$ 43,175	\$ 32,381	\$ (2,540)	
							Ending Cash Balance 6/30/17	\$ 13
							<i>(Includes \$35,000 transfer)</i>	

							Beginning Balance 7/1/15	\$ 3,707
2015-2016 Through 6/30/16								
<i>Revenues</i>	District-Wide	High School	Junior High	Eastern	Central	Western	Total	
Student Type A, Ezpay, Misc	\$ -	\$ 113,257	\$ 44,017	\$ 43,353	\$ 34,512	\$ 32,805	\$ 267,944	
Student Break, Milk & A La Carte	\$ -	\$ 72,443	\$ 18,007	\$ 11,057	\$ 7,267	\$ 6,934	\$ 115,708	
Adult & Misc revenues	\$ 8,066	\$ 7,857	\$ 1,509	\$ 2,653	\$ 1,967	\$ 1,118	\$ 23,170	
State Reimb	\$ -	\$ 1,182	\$ 1,000	\$ 1,182	\$ 1,063	\$ 1,000	\$ 5,427	
Federal Reimb	\$ -	\$ 80,107	\$ 49,670	\$ 70,344	\$ 70,435	\$ 49,020	\$ 319,576	
Total Revenues	\$ 8,066	\$ 274,846	\$ 114,203	\$ 128,589	\$ 115,244	\$ 90,877	\$ 731,825	
<i>Expenses</i>								
Wages	\$ 45,332	\$ 103,701	\$ 59,871	\$ 49,295	\$ 33,031	\$ 33,237	\$ 324,467	
Severance	\$ -	\$ -	\$ -	\$ -	\$ -	\$ -	\$ -	
Retirement	\$ 10,892	\$ 21,244	\$ 9,512	\$ 9,144	\$ 7,046	\$ 6,873	\$ 64,711	
Medical	\$ 20,724	\$ 37,462	\$ 26,551	\$ 24,975	\$ -	\$ -	\$ 109,712	
Life, Dent, MC, WC	\$ 1,403	\$ 3,524	\$ 2,336	\$ 1,622	\$ 678	\$ 609	\$ 10,172	
Purch Serv, Repairs, Phone, Posta	\$ 3,411	\$ 1,403	\$ 1,016	\$ 984	\$ 588	\$ 588	\$ 7,990	
Supplies	\$ 3,408	\$ -	\$ -	\$ -	\$ -	\$ -	\$ 3,408	
Food Costs	\$ -	\$ 93,108	\$ 34,389	\$ 52,490	\$ 17,520	\$ 14,577	\$ 212,084	
Equipment	\$ -	\$ 434	\$ -	\$ -	\$ -	\$ -	\$ 434	
Other Costs	\$ -	\$ -	\$ -	\$ -	\$ -	\$ -	\$ -	
Total Expenses	\$ 85,170	\$ 260,876	\$ 133,675	\$ 138,510	\$ 58,863	\$ 55,884	\$ 732,978	
Net Gain (Loss)	\$ (77,104)	\$ 13,970	\$ (19,472)	\$ (9,921)	\$ 56,381	\$ 34,993	\$ (1,153)	
							Ending Cash Balance 6/30/16	\$ 2,554

							Beginning Balance 7/1/14	\$ 842
2014-2015 Through 6/30/15								
<i>Revenues</i>	District-Wide	High School	Junior High	Eastern	Central	Western	Total	
Student Type A, Ezpay, Misc	\$ -	\$ 128,966	\$ 51,230	\$ 49,741	\$ 40,365	\$ 29,993	\$ 300,295	
Student Break, Milk & A La Carte	\$ -	\$ 77,851	\$ 24,690	\$ 10,112	\$ 7,265	\$ 6,821	\$ 126,739	
Adult & Misc revenues	\$ 5,299	\$ 4,064	\$ 2,343	\$ 2,319	\$ 2,260	\$ 939	\$ 17,224	
State Reimb	\$ 142	\$ 1,259	\$ 1,041	\$ 1,357	\$ 1,198	\$ 808	\$ 5,805	
Federal Reimb	\$ -	\$ 78,375	\$ 49,975	\$ 61,751	\$ 57,303	\$ 45,176	\$ 292,580	
Total Revenues	\$ 5,441	\$ 290,515	\$ 129,279	\$ 125,280	\$ 108,391	\$ 83,737	\$ 742,643	
<i>Expenses</i>								
Wages	\$ 44,234	\$ 109,935	\$ 57,220	\$ 44,630	\$ 28,761	\$ 33,878	\$ 318,658	
Severance	\$ -	\$ -	\$ -	\$ -	\$ -	\$ -	\$ -	
Retirement	\$ 11,110	\$ 25,397	\$ 11,774	\$ 10,393	\$ 7,759	\$ 7,278	\$ 73,711	
Medical	\$ 19,712	\$ 37,761	\$ 20,250	\$ 23,755	\$ 5,321	\$ 2,128	\$ 108,927	
Life, Dent, MC, WC	\$ 1,378	\$ 3,685	\$ 2,227	\$ 1,632	\$ 918	\$ 747	\$ 10,587	
Purch Serv, Repairs, Phone, Posta	\$ 3,731	\$ 1,911	\$ 3,615	\$ 1,299	\$ 1,016	\$ 597	\$ 12,169	
Supplies	\$ 3,279	\$ -	\$ -	\$ -	\$ -	\$ -	\$ 3,279	
Food Costs	\$ -	\$ 97,026	\$ 36,277	\$ 57,290	\$ 11,721	\$ 10,132	\$ 212,446	
Equipment	\$ -	\$ -	\$ -	\$ -	\$ -	\$ -	\$ -	
Other Costs	\$ -	\$ -	\$ -	\$ -	\$ -	\$ -	\$ -	
Total Expenses	\$ 83,444	\$ 275,715	\$ 131,363	\$ 138,999	\$ 55,496	\$ 54,760	\$ 739,777	
Net Gain (Loss)	\$ (78,003)	\$ 14,800	\$ (2,084)	\$ (13,719)	\$ 52,895	\$ 28,977	\$ 2,866	
							Ending Cash Balance 6/30/15	\$ 3,708

Check#	Check Date	Org Sta	Vendor Paid	Check Amount	Status Date
079635	06/05/2017	W/R	HOLLOWAY, SHEILA	700.00	06/07/2017
079636	06/05/2017	W/R	NICKLES BAKERY	680.21	06/12/2017
079637	06/05/2017	W/R	SHELDON, AMANDA	170.00	06/12/2017
079638	06/05/2017	W/R	COPELAND, BRAD	156.25	06/13/2017
079639	06/05/2017	W/R	BRIDGEWAY ACADEMY	4,375.00	06/13/2017
079640	06/05/2017	W/R	CenturyLink	1,280.82	06/13/2017
079641	06/05/2017	W/R	DRC/CTB	277.25	06/13/2017
079642	06/05/2017	W/R	COLLINS, DEBORAH	19.48	06/15/2017
079643	06/05/2017	W/R	WISENBARGER, DEBRA	52.43	06/21/2017
079644	06/05/2017	W/R	MARIKIS, DENNIS	24,900.00	06/13/2017
079645	06/05/2017	W/R	SABO, DENNIS M	110.00	06/12/2017
079646	06/05/2017	W/R	DEVITO, DIRK	80.00	06/14/2017
079647	06/05/2017	W/R	BOWMAN, DONALD	98.80	06/19/2017
079648	06/05/2017	W/R	JEFFRIES, DREW T	260.00	06/12/2017
079649	06/05/2017	W/R	EDGE DOCUMENT SOLUTIONS, LLC	379.78	06/13/2017
079650	06/05/2017	W/R	BONHAN, EDWIN	100.00	06/19/2017
079651	06/05/2017	W/R	FORGET-ME-NOT FLOWER SHOP, INC.	472.00	06/12/2017
079652	06/05/2017	W/R	SIERRA, GABRIEL	105.90	06/12/2017
079653	06/05/2017	W/R	AVITA HEALTH SYSTEM	144.00	06/19/2017
079654	06/05/2017	W/R	EGGERTON, GENELLE	16.05	06/21/2017
079655	06/05/2017	W/R	HANK'S SALES & SERVICE, INC.	550.00	06/20/2017
079656	06/05/2017	W/R	ITsavvy	1,109.00	06/13/2017
079657	06/05/2017	W/R	GAITHER, JACKI	287.00	06/29/2017
079658	06/05/2017	W/W	WYANT, JANELLE	79.45	
079659	06/05/2017	W/R	SWETLIC, JANICE	260.00	06/12/2017
079660	06/05/2017	W/R	KIMBALL MIDWEST	387.15	06/12/2017
079661	06/05/2017	W/R	McPEEK, KRISTEN	44.49	06/26/2017
079662	06/05/2017	W/R	MOWRY, LEVI B.	39.00	06/26/2017
079663	06/05/2017	W/R	LEXINGTON ATH. BOOSTERS	96.00	06/14/2017
079664	06/05/2017	W/R	LEXINGTON LOCAL SCHOOLS	813.45	06/08/2017
079665	06/05/2017	W/R	PARKER, LISA	125.00	06/13/2017
079666	06/05/2017	W/R	LOWE'S HOME CENTER	802.58	06/13/2017
079667	06/05/2017	W/R	MANSFIELD CHRISTIAN SCHOOL	500.00	06/12/2017
079668	06/05/2017	W/R	LUCAS, MICHAEL	80.00	06/13/2017
079669	06/05/2017	W/W	SHAFFER, MICHELLE	175.00	
079670	06/05/2017	W/R	MID-OHIO ED. SERVICE CENTER	285.60	06/09/2017
079671	06/05/2017	W/R	NORTH CENTRAL OHIO ESC	1,304.63	06/12/2017
079672	06/05/2017	W/R	NOVA LUNA EDUC & CONSULTING	971.90	06/12/2017
079673	06/05/2017	W/R	NWDAB	524.42	06/26/2017
079674	06/05/2017	W/R	O.E. MEYER COMPANY	34.02	06/19/2017
079675	06/05/2017	W/R	OHIO HIGH SCHOOL ATH. ASSOC.	3,851.68	06/29/2017
079676	06/05/2017	W/R	CONOVER, PAM	675.00	06/12/2017
079677	06/05/2017	W/R	WISENBARGER, PAMELA	100.00	06/12/2017
079678	06/05/2017	W/R	QUENCH	38.00	06/13/2017
079679	06/05/2017	W/R	R.E.M. COMMUNICATIONS, INC.	1,227.00	06/13/2017
079680	06/05/2017	W/R	RC THERAPY SERVICES, INC.	8,517.00	06/19/2017
079681	06/05/2017	W/R	BIGLEY, REBECCA	75.00	06/21/2017
079682	06/05/2017	W/R	DeLUCA, SANDRA	4.28	06/26/2017
079683	06/05/2017	W/R	SCHOLASTIC BOOK FAIRS	3,695.51	06/13/2017
079684	06/05/2017	W/R	TEACHER SYNERGY LLC	47.79	06/14/2017
079685	06/05/2017	W/R	BOGARD, TERRY	82.30	06/13/2017
079686	06/05/2017	W/R	WINTERS, TONJA	156.25	06/12/2017

Check#	Check Date	Org Sta	Vendor Paid	Check Amount	Status Date
079687	06/05/2017	W/R	US BANK	3,407.58	06/14/2017
079688	06/05/2017	W/R	VILLAGE OF LEXINGTON	5,722.79	06/13/2017
079689	06/05/2017	W/W	YBK CAMP	340.00	
079690	06/07/2017	B/B	HENTHORN, KRISTEN	8.00	
079691	06/08/2017	B/B	WILSON, MELISSA	90.00	
079692	06/08/2017	B/R	GOUGE, KELLY	90.00	06/14/2017
079693	06/08/2017	W/R	AMAZON.COM/ AMEX	96.85	06/13/2017
079694	06/08/2017	W/R	PETRIE, ANNE	449.00	06/15/2017
079695	06/08/2017	W/W	ARIZONA STATE UNIVERSITY	500.00	
079696	06/08/2017	W/R	CHARLES RITTER CO.	203.28	06/12/2017
079697	06/08/2017	W/R	LONGNECKER, CHERYL	58.86	06/14/2017
079698	06/08/2017	W/W	COWLES, CINDY	902.59	
079699	06/08/2017	W/R	CLEARWATER SYSTEMS	89.70	06/13/2017
079700	06/08/2017	W/R	CULLIGAN QUALITY WATER	37.00	06/13/2017
079701	06/08/2017	W/R	PATTERSON, EMILY	525.00	06/14/2017
079702	06/08/2017	W/R	NORTH CENTRAL STATE COLLEGE	6,027.73	06/14/2017
079703	06/08/2017	W/R	HEALTHCARE BILLING SERVICES	472.89	06/13/2017
079704	06/08/2017	W/R	KELL ACE HARDWARE	38.24	06/16/2017
079705	06/08/2017	W/R	KROGER COMPANY	67.30	06/13/2017
079706	06/08/2017	W/R	BAZLEY, LAURIE	190.52	06/15/2017
079707	06/08/2017	W/R	BEEKMAN, LUCAS	100.00	06/13/2017
079708	06/08/2017	W/R	MANSFIELD AUTO PARTS	753.72	06/14/2017
079709	06/08/2017	W/R	ROGGIO, MATT	120.15	06/19/2017
079710	06/08/2017	W/R	SMITH, MICHELLE	40.00	06/19/2017
079711	06/08/2017	W/R	MID-OHIO ED. SERVICE CENTER	566.95	06/12/2017
079712	06/08/2017	W/R	MORRISON DRAPERY & BLINDS	375.00	06/16/2017
079713	06/08/2017	W/R	MVD SPORTS	1,381.50	06/14/2017
079714	06/08/2017	W/R	NWDAB	1,941.25	06/26/2017
079715	06/08/2017	W/R	PIRATE SCREEN PRINTING	896.00	06/14/2017
079716	06/08/2017	W/R	RENHILL GROUP, INC.	10,061.59	06/13/2017
079717	06/08/2017	W/R	REX'S LAWN CARE	2,740.00	06/14/2017
079718	06/08/2017	W/R	RICHLAND CO. JUVENILE COURT	2,070.00	06/15/2017
079719	06/08/2017	W/R	FAILOR, RYAN	100.00	06/19/2017
079720	06/08/2017	W/R	SMITHFOODS, INC	3,060.88	06/13/2017
079721	06/08/2017	W/R	TEAM SPORTS, INC	200.00	06/14/2017
079722	06/08/2017	W/R	TREASURER, STATE OF OHIO	48.89	06/16/2017
079723	06/08/2017	W/R	TRUCK SALES & SERVICE, INC.	2,687.05	06/13/2017
079724	06/13/2017	W/R	BABULA, ANDREW	262.00	06/20/2017
079725	06/13/2017	W/W	COLLEGE BOARD, THE	5,724.00	
079726	06/13/2017	W/R	BREAKOUT, INC	109.00	06/19/2017
079727	06/13/2017	W/R	CDW-G	594.80	06/19/2017
079728	06/13/2017	W/R	CLEARWATER SYSTEMS	29.90	06/19/2017
079729	06/13/2017	W/R	BAKER, CONNIE	12.31	06/21/2017
079730	06/13/2017	W/R	DOWNS, DAVID	110.00	06/22/2017
079731	06/13/2017	W/R	RUCKMAN, EUGENE	73.00	06/27/2017
079732	06/13/2017	W/R	FLAGHOUSE	703.30	06/20/2017
079733	06/13/2017	W/R	AVITA HEALTH SYSTEM	1,650.00	06/19/2017
079734	06/13/2017	W/R	SMITH, GLENN	50.00	06/20/2017
079735	06/13/2017	W/R	IMPERIAL AUTISM CONNECTIONS	1,140.00	06/26/2017
079736	06/13/2017	W/R	ITsavvy	5,080.86	06/21/2017
079737	06/13/2017	W/R	BRANE, JENNIFER	933.50	06/29/2017
079738	06/13/2017	W/R	YODER, KAREN	46.76	06/20/2017

Check#	Check Date	Org Sta	Vendor Paid	Check Amount	Status Date
079739	06/13/2017	W/R	KELL ACE HARDWARE	21.26	06/20/2017
079740	06/13/2017	W/R	DELLOSA, LARRY	172.00	06/19/2017
079741	06/13/2017	W/R	BARNHART, LESTER	184.00	06/19/2017
079742	06/13/2017	W/R	LEX LANES	680.00	06/28/2017
079743	06/13/2017	W/R	GILBERT, LUCAS	67.00	06/26/2017
079744	06/13/2017	W/R	MID-OHIO ED. SERVICE CENTER	8,334.72	06/16/2017
079745	06/13/2017	W/R	ORIENTAL TRADING COMPANY	6.17	06/20/2017
079746	06/13/2017	W/R	RICHLAND CO. HEALTH DEPT	5,721.09	06/20/2017
079747	06/13/2017	W/W	ARNETT, SANDRA	14.98	
079748	06/13/2017	W/R	CAMPO, SCOTT	160.00	06/19/2017
079749	06/13/2017	W/R	TEAM IP	6,830.00	06/20/2017
079750	06/13/2017	W/R	OHIO BUREAU OF CRIMINAL IDENT.	486.00	06/22/2017
079751	06/14/2017	W/R	WEST VIRGINIA UNIVERSITY	1,710.00	06/29/2017
079752	06/15/2017	W/W	JOYCE, DANIELLE	500.00	
079753	06/15/2017	W/R	DAVIS, JOHN T	80.00	06/23/2017
079754	06/15/2017	W/R	METROPOLITAN EDUCATIONAL	1,036.32	06/29/2017
079755	06/15/2017	W/R	GROSE, MICHAEL	80.00	06/23/2017
079756	06/15/2017	W/R	SYSCO CLEVELAND, INC.	1,880.17	06/21/2017
079757	06/15/2017	W/R	THE CENTER FOR INDIVIDUAL &	892.50	06/26/2017
079758	06/15/2017	W/R	TRANSPORTATION ACCESSORIES CO.	782.50	06/23/2017
079759	06/20/2017	W/R	SHELDON, AMANDA	70.00	06/26/2017
079760	06/20/2017	W/R	AWARDSMITH	156.00	06/29/2017
079761	06/20/2017	W/R	CBIZ BENEFITS & INSURANCE	2,750.00	06/26/2017
079762	06/20/2017	W/R	CENTRAL OHIO YOUTH CENTER	2,550.00	06/27/2017
079763	06/20/2017	W/R	CNC PRESSURE WASHING	1,323.00	06/29/2017
079764	06/20/2017	W/R	WEBSTER, CORY	1,000.00	06/29/2017
079765	06/20/2017	W/R	JEFFRIES, DREW T	250.00	06/26/2017
079766	06/20/2017	W/R	GERMAN'S BUS SALES & SERVICE	177.24	06/28/2017
079767	06/20/2017	W/R	HCC LIFE INSURANCE CO	32,755.45	06/26/2017
079768	06/20/2017	W/R	LEACH, HEATHER	250.00	06/29/2017
079769	06/20/2017	W/R	SWETLIC, JANICE	25.00	06/29/2017
079770	06/20/2017	W/W	FRANCL, JERRY	250.00	
079771	06/20/2017	W/R	CORNELL, JULIE	500.00	06/26/2017
079772	06/20/2017	W/R	KELL ACE HARDWARE	39.10	06/28/2017
079773	06/20/2017	W/R	WADE, KRISTA	500.00	06/26/2017
079774	06/20/2017	W/R	KATHREIN, MICHAEL	19.95	06/28/2017
079775	06/20/2017	W/R	MID-OHIO ED. SERVICE CENTER	60.00	06/26/2017
079776	06/20/2017	W/W	PEPPLE & WAGGONER, LTD.	826.61	
079777	06/20/2017	W/W	PHOTORAMA	405.00	
079778	06/20/2017	W/R	BLANEY RENEE	250.00	06/26/2017
079779	06/20/2017	W/R	RICHLAND NEWHOPE CENTER	5,123.25	06/28/2017
079780	06/20/2017	W/R	HUPP, ROBERT	500.00	06/26/2017
079781	06/20/2017	W/W	ZAHN, RYAN	599.00	
079782	06/20/2017	W/R	GIEFER, SALLY	599.00	06/28/2017
079783	06/20/2017	W/R	GOODHAND, STEPHEN	102.20	06/27/2017
079784	06/20/2017	W/R	TEAM SPORTS, INC	160.00	06/27/2017
079785	06/20/2017	W/R	TRANSPORTATION ACCESSORIES CO.	7.90	06/27/2017
079786	06/21/2017	W/R	POST MASTER	626.26	06/23/2017
079787	06/22/2017	W/R	ACE HARDWARE	1.76	06/27/2017
079788	06/22/2017	W/R	BAKER VEHICLE SYSTEMS, INC.	78.91	06/27/2017
079789	06/22/2017	W/R	CARDINAL BUS SALES & SERVICE	28.00	06/27/2017
079790	06/22/2017	W/R	CDW-G	1,202.49	06/28/2017

Check#	Check Date	Org Sta	Vendor Paid	Check Amount	Status Date
079791	06/22/2017	W/W	BERGER, CHRIS	175.00	
079792	06/22/2017	W/R	COLES ENERGY, INC.	1,946.23	06/27/2017
079793	06/22/2017	W/R	COLUMBIA GAS OF OHIO	1,377.06	06/29/2017
079794	06/22/2017	W/W	COMMERCIAL PARTS & SERVICE	93.51	
079795	06/22/2017	W/R	DIRECT ENERGY BUSINESS MARKETI	1,658.66	06/28/2017
079796	06/22/2017	W/R	FURBAY/MANSFIELD ELECTRIC	608.60	06/26/2017
079797	06/22/2017	W/R	G & L SUPPLY CO.	33.65	06/28/2017
079798	06/22/2017	W/R	HD SUPPLY FACILITIES	169.46	06/28/2017
079799	06/22/2017	W/R	J & B ACCOUSTICAL	460.10	06/26/2017
079800	06/22/2017	W/R	WEIDIG, KATHY	259.50	06/26/2017
079801	06/22/2017	W/R	KELL ACE HARDWARE	241.52	06/28/2017
079802	06/22/2017	W/R	MEDCENTRAL PEDIATRIC THERAPY	49,780.00	06/29/2017
079803	06/22/2017	W/W	MENARDS	100.35	
079804	06/22/2017	W/R	MID-OHIO ED. SERVICE CENTER	30.00	06/26/2017
079805	06/22/2017	W/R	NORTH CENTRAL OHIO ESC	125.00	06/27/2017
079806	06/22/2017	W/V	NORTH CENTRAL STATE COLLEGE	202.75	06/22/2017
079807	06/22/2017	W/R	PPG PITTSBURG PAINTS	1,132.32	06/27/2017
079808	06/22/2017	W/R	RUMPKE	828.90	06/27/2017
079809	06/22/2017	W/R	SHERWIN-WILLIAMS	119.72	06/29/2017
079810	06/22/2017	W/W	SIESEL DISTRIBUTING, LLC	2,627.63	
079811	06/22/2017	W/R	DOMKA, STEPHEN F	101.34	06/28/2017
079812	06/22/2017	W/R	TEAM SPORTS, INC	750.00	06/28/2017
079813	06/22/2017	W/R	TREASURER, STATE OF OHIO	78.25	06/29/2017
079814	06/22/2017	W/R	WORNER ROOFING COMPANY	1,775.84	06/26/2017
079815	06/26/2017	W/R	AMERICAN ELECTRIC POWER	19,692.14	06/29/2017
079816	06/26/2017	W/W	BALL, BENJAMIN	16.59	
079817	06/26/2017	W/W	KELL, CRYSTAL	300.55	
079818	06/26/2017	W/W	BOND, DAVID A	56.18	
079819	06/26/2017	W/W	NORTH CENTRAL STATE COLLEGE	202.75	
079820	06/26/2017	W/R	MID-OHIO ED. SERVICE CENTER	400.00	06/29/2017
079821	06/26/2017	W/R	TOMMELLEO, ROBERT J	22.47	06/29/2017
079822	06/26/2017	W/W	SCHEIBER, TODD	64.20	
079823	06/26/2017	W/W	VERIZON WIRELESS	695.89	
079824	06/26/2017	W/W	WAL-MART DISCOUNT CITIES	287.87	
079825	06/27/2017	B/B	JOHNSTON, SHERRI	69.00	
079826	06/27/2017	B/B	STEWART, RICHARD	69.00	
079827	06/28/2017	W/W	POST MASTER	245.00	
079828	06/29/2017	B/B	FERGUSON-HILL, HOLLIE	15.00	
079829	06/29/2017	B/B	ELLIOTT, CRYSTAL & RICHARD	27.00	
079830	06/29/2017	B/B	MYERS, GARLA	29.00	
079831	06/29/2017	B/B	WOERTH, SONJA	36.50	
079832	06/29/2017	B/B	ECHSELBERGER, PAUL	17.00	
079833	06/29/2017	B/B	JACKMAN, DAN	8.00	
079834	06/29/2017	B/B	CORDIAL, CYNTHIA	15.00	
079835	06/29/2017	B/B	FISHER, SHAWNA	17.00	
079836	06/29/2017	B/B	TALLMAN, AMY	7.56	
079837	06/29/2017	W/W	ARTOME	1,463.00	
079838	06/29/2017	W/W	CenturyLink	1,408.26	
079839	06/29/2017	W/W	NELSON, CHRIS	350.00	
079840	06/29/2017	W/W	PRITCHARD, CONNIE	97.72	
079841	06/29/2017	W/W	ENTERTAINMENT DIRECT LLC	72.91	
079842	06/29/2017	W/W	AVITA HEALTH SYSTEM	150.00	

Date: 7/13/2017

C H E C K R E G I S T E R
Processing Month: June 2017
LEXINGTON LOCAL SCHOOLS

Page: 5
(CHKREG)

Check#	Check Date	Org Sta	Vendor Paid	Check Amount	Status Date
079843	06/29/2017	W/W	EGGERTON, GENELLE	66.34	
079844	06/29/2017	W/W	GIONINO'S PIZZERIA	206.00	
079845	06/29/2017	W/W	MCFARLAND, JEFF (MICK)	15.00	
079846	06/29/2017	W/W	BRIGHT, JESSICA J	317.62	
079847	06/29/2017	W/W	FITCH, KENTEE	382.00	
079848	06/29/2017	W/W	POST MASTER	626.26	
079849	06/29/2017	W/W	RENWICK, WELSH & BURTON	19,122.00	
079850	06/29/2017	W/W	SCHOOL HEALTH CORP.	755.58	
079851	06/29/2017	W/W	SUMMIT PROFESSIONAL EDUCATION	439.98	
079852	06/29/2017	W/W	SunGraphics, Inc.	2,187.03	
079853	06/29/2017	W/W	THE CENTER FOR INDIVIDUAL &	5,292.51	
079854	06/30/2017	W/W	LEXINGTON ATHLETIC DEPT.	90.00	
690997	06/05/2017	C/R	LEXINGTON SCHOOLS - PAYROLL	605,882.68	06/05/2017
690998	06/07/2017	M/M	LEXINGTON SCHOOLS - PAYROLL	7,994.26	
690999	06/07/2017	M/M	MEMO-S.E.R.S.	2,784.64	
691000	06/07/2017	M/M	MEMO-S.T.R.S.	6,047.11	
691001	06/07/2017	M/M	GORDON FOOD SERVICE	702.07	
691002	06/20/2017	C/R	LEXINGTON SCHOOLS - PAYROLL	573,349.89	06/20/2017
691003	06/16/2017	M/M	ANTHEM BENEFIT SERVICES	327,434.49	
691004	06/16/2017	M/M	LEXINGTON SCHOOLS - PAYROLL	7,361.00	
691005	06/16/2017	M/M	MEMO-S.E.R.S.	2,777.45	
691006	06/16/2017	M/M	MEMO-S.T.R.S.	5,942.34	
691007	06/19/2017	M/M	MEMO-MID OHIO ESC	2,717.03	
691008	06/20/2017	M/M	LEXINGTON BOARD OF ED.	158.38	
691009	06/20/2017	M/M	MEMO-S.E.R.S.	42,700.00	
691010	06/20/2017	M/M	MEMO-S.T.R.S.	109,320.00	
691011	06/20/2017	M/M	MEMO-OHIO DEPARTMENT	5,175.82	
691012	06/27/2017	M/M	RICHLAND BANK - (MEMO FEE)	181.09	
691013	06/29/2017	T/R	LEXINGTON BOARD OF ED.	35,000.00	06/29/2017
691015	06/30/2017	M/M	MEMO-S.E.R.S.	90.00	
Total Checks Issued				\$ 2,062,750.59	

DATE: 07/12/2017
TIME: 15:25

LEXINGTON LOCAL SCHOOLS
TRANS. BY FUND/RCPT, ALL FUNDS
DATES 06/01/2017 THRU 06/30/2017
SORTED BY TRANSACTION DATE

PAGE: 1
(RECLD)

TRANS NO	ITEM NO	TRANS DATE	STS DESCRIPTION OR SOURCE	TI	FUND	RCPT	SPCC	SUBJ	OPU	TRANS AMOUNT
070697	0001	06/05/2017	A Tuition pyat	03	001	1211	0000	000000	000	3,687.48
RCPT CODE SUB-TOTAL:										3,687.48
070679	0012	06/02/2017	A Open Enrollment Revenue	03	001	1227	0000	000000	000	109.10-
070708	0012	06/16/2017	A Open Enrollment Revenue	03	001	1227	0000	000000	000	109.09-
RCPT CODE SUB-TOTAL:										218.19-
070744	0001	06/30/2017	A Richland Bank June Interest	03	001	1410	0000	000000	000	6,422.58
RCPT CODE SUB-TOTAL:										6,422.58
070691	0001	06/02/2017	A Eastern school fees	03	001	1740	0000	000000	300	260.00
070694	0001	06/05/2017	A HS School fees	03	001	1740	0000	000000	100	200.00
070701	0001	06/06/2017	A HS fees	03	001	1740	0000	000000	100	200.00
070679	0001	06/07/2017	B FIRE & ICE REFUND	03	001	1740	0000	000000	100	8.00-
070680	0001	06/08/2017	B SUMMER GYM REFUND- JENNIA	03	001	1740	0000	080999	100	90.00-
070681	0001	06/08/2017	B SUMMER GYM REFUND- KATIE	03	001	1740	0000	080999	100	90.00-
070710	0001	06/08/2017	A HS school fees	03	001	1740	0000	000000	100	456.00
070712	0001	06/12/2017	A HS School fees	03	001	1740	0000	000000	100	600.00
070713	0001	06/13/2017	A HS School fees	03	001	1740	0000	000000	100	200.00
070714	0001	06/20/2017	A HS School fees	03	001	1740	0000	000000	100	400.00
069376	0001	06/28/2017	V FEE REFUND-KATELYN KASPER	03	001	1740	0000	000000	200	15.00
069419	0001	06/28/2017	V FEE REFUND-RICHARD	03	001	1740	0000	000000	200	27.00
069420	0001	06/28/2017	V FEE REFUND- KEITH	03	001	1740	0000	000000	200	29.00
069424	0001	06/28/2017	V FEE REFUND-SALEEN MOORE	03	001	1740	0000	000000	200	36.50
069426	0001	06/28/2017	V FEE REFUND- STEVEN	03	001	1740	0000	000000	200	17.00
070727	0001	06/29/2017	B FEE REFUND-KATELYN KASPER	03	001	1740	0000	000000	200	15.00-
070728	0001	06/29/2017	B FEE REFUND-RICHARD	03	001	1740	0000	000000	200	27.00-
070729	0001	06/29/2017	B FEE REFUND- KEITH	03	001	1740	0000	000000	200	29.00-
070730	0001	06/29/2017	B FEE REFUND-SALEEN MOORE	03	001	1740	0000	000000	200	36.50-
070731	0001	06/29/2017	B FEE REFUND- STEVEN	03	001	1740	0000	000000	200	17.00-
RCPT CODE SUB-TOTAL:										2,128.00
070704	0001	06/06/2017	A Bldg rental	03	001	1810	0000	000000	000	451.10
RCPT CODE SUB-TOTAL:										451.10
070683	0001	06/01/2017	A Technology recycling	03	001	1890	0000	000000	000	87.00
070703	0007	06/06/2017	A Rose reimb trans phy	03	001	1890	0000	000000	800	59.00
070715	0004	06/13/2017	A Mid State Bus scrap	03	001	1890	0000	000000	800	1,025.80
070717	0001	06/16/2017	A State of Ohio fieldtrip reimb	03	001	1890	0000	000000	000	330.00

STATUS (STS) CODES:

A-RECEIPT B-REFUND OF RECEIPT V-VOID REFUND OF RECEIPT X-REDUCTION OF EXPENDITURE
C-APPROPRIATION OR BUDGET MODIFICATIONS D-EXPENSE/SUPPLIES DISTRIBUTION F-FUND TO FUND TRANSFER

TRANS NO	ITEM NO	TRANS DATE	STS	DESCRIPTION OR SOURCE	TI	FUND	RCPT	SPCC	SUBJ	OPU	TRANS AMOUNT
070740	0001	06/22/2017	A	Sale of used books	03	001	1890	0000	000000	000	621.00
070742	0002	06/23/2017	A	Capitol Square foundation	03	001	1890	0000	000000	000	300.00
070743	0002	06/26/2017	A	Merchant Serices pymt	03	001	1890	0000	000000	000	29.77
RCPT CODE SUB-TOTAL:											2,452.57
070678	0001	06/02/2017	A	Opportunity Grant	03	001	3110	0000	000000	000	300,557.36
070678	0002	06/02/2017	A	Targeted Assistance	03	001	3110	0000	000000	000	24,503.96
070678	0003	06/02/2017	A	K-3 Literacy Funding	03	001	3110	0000	000000	000	5,854.09
070678	0005	06/02/2017	A	Limited English Prof Funding	03	001	3110	0000	000000	000	78.92
070678	0006	06/02/2017	A	Gifted Education Funding	03	001	3110	0000	000000	000	5,137.35
070678	0007	06/02/2017	A	Transportation	03	001	3110	0000	000000	000	22,452.01
070678	0008	06/02/2017	A	Special Education Funding	03	001	3110	0000	000000	000	38,694.37
070678	0010	06/02/2017	A	Preschool Special Educ Funding	03	001	3110	0000	000000	000	7,600.07
070678	0011	06/02/2017	A	Special Educ Transportation	03	001	3110	0000	000000	000	1,681.49
070678	0019	06/02/2017	A	JV01 FY 2016 SFPR Adjustment	03	001	3110	0000	000000	000	836.22-
070678	0020	06/02/2017	A	JV02 FY 2016 SFPR Adjustment	03	001	3110	0000	000000	000	995.62-
070708	0001	06/16/2017	A	Opportunity Grant	03	001	3110	0000	000000	000	299,269.63
070708	0002	06/16/2017	A	Targeted Assistance	03	001	3110	0000	000000	000	22,865.71
070708	0003	06/16/2017	A	K-3 Literacy Funding	03	001	3110	0000	000000	000	5,803.62
070708	0005	06/16/2017	A	Limited English Prof Funding	03	001	3110	0000	000000	000	78.91
070708	0006	06/16/2017	A	Gifted Education Funding	03	001	3110	0000	000000	000	5,135.10
070708	0007	06/16/2017	A	Transportation	03	001	3110	0000	000000	000	22,451.99
070708	0008	06/16/2017	A	Special Education Funding	03	001	3110	0000	000000	000	42,199.16
070708	0010	06/16/2017	A	Preschool Special Educ Funding	03	001	3110	0000	000000	000	7,600.07
070708	0011	06/16/2017	A	Special Educ Transportation	03	001	3110	0000	000000	000	1,681.49
070708	0019	06/16/2017	A	JV01 FY 2016 SFPR Adjustment	03	001	3110	0000	000000	000	836.23-
070708	0020	06/16/2017	A	JV02 FY 2016 SFPR Adjustment	03	001	3110	0000	000000	000	995.62-
RCPT CODE SUB-TOTAL:											809,981.61
070709	0001	06/16/2017	A	RB for Real Estate -Richland	03	001	3131	0000	000000	000	291,813.51
070709	0002	06/16/2017	A	RB for Emergency Levy-Richland	03	001	3131	0000	000000	000	216,602.85
070709	0007	06/16/2017	A	2 1/2 RB for Real Estate-Richl	03	001	3131	0000	000000	000	58,462.88
070709	0008	06/16/2017	A	2 1/2 RB for Emergency - Richl	03	001	3131	0000	000000	000	43,394.55
RCPT CODE SUB-TOTAL:											610,273.79
070709	0004	06/16/2017	A	Homestead Real Est - Richland	03	001	3132	0000	000000	000	119,350.18
070709	0005	06/16/2017	A	Homestead Emerg Levy-Richland	03	001	3132	0000	000000	000	88,589.43
RCPT CODE SUB-TOTAL:											207,939.61
070678	0004	06/02/2017	A	Economic Disadvanted Funding	03	001	3211	0000	000000	000	2,217.92

STATUS (STS) CODES:
 A-RECEIPT B-REFUND OF RECEIPT V-VOID REFUND OF RECEIPT X-REDUCTION OF EXPENDITURE
 C-APPROPRIATION OR BUDGET MODIFICATIONS D-EXPENSE/SUPPLIES DISTRIBUTION F-FUND TO FUND TRANSFER

DATE: 07/12/2017
TIME: 15:25

LEXINGTON LOCAL SCHOOLS
TRANS. BY FUND/RCPT, ALL FUNDS
DATES 06/01/2017 THRU 06/30/2017
SORTED BY TRANSACTION DATE

PAGE: 3
(RECLD)

TRANS NO	ITEM NO	TRANS DATE	STS	DESCRIPTION OR SOURCE	TI FUND	RCPT	SPCC	SUBJ	OPU	TRANS AMOUNT
070708	0004	06/16/2017	A	Economic Disadvanted Funding	03	001	3211	0000	000000 000	2,023.47
RCPT CODE SUB-TOTAL:										4,241.39
070678	0009	06/02/2017	A	Career Tech Education Funding	03	001	3219	0000	000000 000	676.10
070705	0001	06/07/2017	A	Catastrophic Sp Ed Pymt FY17	03	001	3219	0000	000000 000	55,715.10
070708	0009	06/16/2017	A	Career Tech Education Funding	03	001	3219	0000	000000 000	1,765.06-
RCPT CODE SUB-TOTAL:										54,626.14
070745	0001	06/30/2017	A	MEDICAID Recd -6/15/17	03	001	3300	0000	000000 000	360.36
RCPT CODE SUB-TOTAL:										360.36
070315	0001	06/28/2017	V	FEE REFUND- BRENDAN	03	001	5300	0000	000000 000	8.00
070320	0001	06/28/2017	V	FEE REFUND- JILLIAN	03	001	5300	0000	000000 000	15.00
070323	0001	06/28/2017	V	FEE REFUND- CADEN BALLANCE	03	001	5300	0000	000000 000	17.00
070324	0001	06/28/2017	V	FOOD SERVICE COURIER	03	001	5300	0000	000000 000	7.56
070732	0001	06/29/2017	B	FEE REFUND- BRENDAN	03	001	5300	0000	000000 000	8.00-
070733	0001	06/29/2017	B	FEE REFUND- JILLIAN	03	001	5300	0000	000000 000	15.00-
070734	0001	06/29/2017	B	FEE REFUND- CADEN BALLANCE	03	001	5300	0000	000000 000	17.00-
070735	0001	06/29/2017	B	FOOD SERVICE COURIER	03	001	5300	0000	000000 000	7.56-
RCPT CODE SUB-TOTAL:										0.00
FUND CODE SUB-TOTAL:										1,702,346.44
070709	0003	06/16/2017	A	RB for PI Levy - Richland	03	003	3131	0000	000000 000	25,951.89
070709	0009	06/16/2017	A	2 1/2 RB for PI Levy - Richlan	03	003	3131	0000	000000 000	5,199.53
RCPT CODE SUB-TOTAL:										31,151.42
070709	0006	06/16/2017	A	Homestead for PI Levy-Richland	03	003	3132	0000	000000 000	10,614.18
RCPT CODE SUB-TOTAL:										10,614.18
FUND CODE SUB-TOTAL:										41,765.60
070744	0004	06/30/2017	A	Richland Bank June Interest	03	006	1410	0000	000000 000	0.00
RCPT CODE SUB-TOTAL:										0.00

STATUS (STS) CODES:

A-RECEIPT B-REFUND OF RECEIPT V-VOID REFUND OF RECEIPT X-REDUCTION OF EXPENDITURE
C-APPROPRIATION OR BUDGET MODIFICATIONS D-EXPENSE/SUPPLIES DISTRIBUTION F-FUND TO FUND TRANSFER

DATE: 07/12/2017
TIME: 15:25

LEXINGTON LOCAL SCHOOLS
TRANS. BY FUND/RCPT, ALL FUNDS
DATES 06/01/2017 THRU 06/30/2017
SORTED BY TRANSACTION DATE

TRANS NO	ITEM NO	TRANS DATE	STS	DESCRIPTION OR SOURCE	TI	FUND	RCPT	SPCC	SUBJ	OPU	TRANS AMOUNT
070682	0001	06/01/2017	A	HS breakfast	03	006	1511	0000	000000	100	543.95
070682	0002	06/01/2017	A	HS breakfast	03	006	1511	0000	000000	100	436.92
RCPT CODE SUB-TOTAL:											980.87
070682	0005	06/01/2017	A	JH lunch	03	006	1512	0000	000000	200	639.00
RCPT CODE SUB-TOTAL:											639.00
070703	0001	06/06/2017	A	Coke Commission Food Service	03	006	1851	0000	000000	000	110.35
070722	0001	06/08/2017	A	Coke commission	03	006	1851	0000	000000	000	90.42
RCPT CODE SUB-TOTAL:											200.77
070682	0003	06/01/2017	A	Misc Foodservice income	03	006	1890	0000	000000	000	212.09
070682	0004	06/01/2017	A	Preschool snack	03	006	1890	0000	000000	000	546.50
070682	0006	06/01/2017	A	Misc income	03	006	1890	0000	000000	000	24.96
070723	0001	06/08/2017	A	Preschool & Y.E.S.	03	006	1890	0000	000000	000	813.45
RCPT CODE SUB-TOTAL:											1,597.00
070706	0001	06/09/2017	A	Federal Reimb Lunch High	03	006	4120	0000	000000	100	6,674.26
070706	0002	06/09/2017	A	Federal Reimb Lunch Jr High	03	006	4120	0000	000000	200	5,171.94
070706	0003	06/09/2017	A	Federal Reimb Lunch Central	03	006	4120	0000	000000	400	6,095.86
070706	0004	06/09/2017	A	Federal Reimb Lunch East	03	006	4120	0000	000000	300	7,726.54
070706	0005	06/09/2017	A	Federal Reimb Lunch Western	03	006	4120	0000	000000	500	4,475.62
070706	0006	06/09/2017	A	Fed Reimb Breakfast - High	03	006	4120	0000	000000	100	1,009.40
070706	0007	06/09/2017	A	Federal Reimb Breakfast - Jr H	03	006	4120	0000	000000	200	586.19
070706	0008	06/09/2017	A	Federal Reimb Break - Central	03	006	4120	0000	000000	400	1,150.97
070706	0009	06/09/2017	A	Federal Reimb Break - East	03	006	4120	0000	000000	300	1,331.58
070706	0010	06/09/2017	A	Federal Reimb Break - Western	03	006	4120	0000	000000	500	853.87
070706	0011	06/09/2017	A	Preschool Milk - Western	03	006	4120	1280	000000	500	117.46
RCPT CODE SUB-TOTAL:											35,193.69
070737	0001	06/29/2017	F	Transfer - General to Food Ser	08	006	5100	0000	000000	000	35,000.00
RCPT CODE SUB-TOTAL:											35,000.00
FUND CODE SUB-TOTAL:											73,611.33
070744	0005	06/30/2017	A	Richland Bank June Interest	03	007	1410	9100	000000	000	9.75
RCPT CODE SUB-TOTAL:											9.75

STATUS (STS) CODES:
A-RECEIPT B-REFUND OF RECEIPT V-VOID REFUND OF RECEIPT X-REDUCTION OF EXPENDITURE
C-APPROPRIATION OR BUDGET MODIFICATIONS D-EXPENSE/SUPPLIES DISTRIBUTION F-FUND TO FUND TRANSFER

TRANS NO	ITEM NO	TRANS DATE	STS DESCRIPTION OR SOURCE	TI	FUND	RCPT	SPCC	SUBT	OPU	TRANS AMOUNT	
										FUND CODE SUB-TOTAL:	9.75
070744	0003	06/30/2017	A Richland Bank June Interest	03	007	1410	9800	000000	000	8.67	
										RCPT CODE SUB-TOTAL:	8.67
										FUND CODE SUB-TOTAL:	8.67
070711	0001	06/08/2017	A Cuyahoga vending	03	018	1690	9100	000000	000	41.59	
070725	0001	06/27/2017	B AP EXAM REFUND-CAITLIN	03	018	1690	9100	000000	000	69.00-	
070726	0001	06/27/2017	B AP GOV EXAM REFUND- NADIA	03	018	1690	9100	000000	000	69.00-	
										RCPT CODE SUB-TOTAL:	96.41-
										FUND CODE SUB-TOTAL:	96.41-
070687	0001	06/02/2017	A JH School fees	03	018	1620	9200	000000	000	35.00	
										RCPT CODE SUB-TOTAL:	35.00
										FUND CODE SUB-TOTAL:	35.00
070703	0003	06/06/2017	A Coke Commission East	03	018	1690	9300	000000	000	31.17	
										RCPT CODE SUB-TOTAL:	31.17
070688	0001	06/02/2017	A donation for Derby Cars	03	018	1820	9300	000000	000	83.00	
070689	0001	06/02/2017	A Yearbook sales	03	018	1820	9300	000000	000	184.68	
070690	0001	06/02/2017	A Kona Ice	03	018	1820	9300	000000	000	219.00	
										RCPT CODE SUB-TOTAL:	486.68
										FUND CODE SUB-TOTAL:	517.85
070686	0001	06/01/2017	A Marco Photo payment	03	018	1630	9500	000000	000	171.00	
										RCPT CODE SUB-TOTAL:	171.00
070703	0002	06/06/2017	A Coke Commission Wester	03	018	1690	9500	000000	000	12.21	

STATUS (STS) CODES:
 A-RECEIPT B-REFUND OF RECEIPT V-VOID REFUND OF RECEIPT X-REDUCTION OF EXPENDITURE
 C-APPROPRIATION OR BUDGET MODIFICATIONS D-EXPENSE/SUPPLIES DISTRIBUTION F-FUND TO FUND TRANSFER

DATE: 07/12/2017
 TIME: 15:25

LEXINGTON LOCAL SCHOOLS
 TRANS. BY FUND/RCPT, ALL FUNDS
 DATES 06/01/2017 THRU 06/30/2017
 SORTED BY TRANSACTION DATE

PAGE: 7
 (RECLE)

TRANS NO	ITEM NO	TRANS DATE	STS	DESCRIPTION OR SOURCE	TI	FUND	RCPT	SPCC	SUBJ	DFU	TRANS AMOUNT
070719	0001	06/20/2017	A	Board's Premiums June	03	024	1872	0000	000000	000	327,434.49
070741	0001	06/29/2017	A	Heck June insurance	03	024	1872	0000	000000	000	1,876.91
RCPT CODE SUB-TOTAL:											388,937.45
FUND CODE SUB-TOTAL:											389,399.95
070702	0001	06/06/2017	A	Music Booster musical donation	03	200	1820	9102	000000	000	2,250.00
RCPT CODE SUB-TOTAL:											2,250.00
FUND CODE SUB-TOTAL:											2,250.00
070739	0001	06/30/2017	A	Yearbook Ad sales	03	200	1690	9119	000000	000	3,835.00
RCPT CODE SUB-TOTAL:											3,835.00
FUND CODE SUB-TOTAL:											3,835.00
070717	0002	06/16/2017	A	JH recycling	03	200	1690	9612	000000	000	48.98
RCPT CODE SUB-TOTAL:											48.98
FUND CODE SUB-TOTAL:											48.98
070685	0001	06/01/2017	A	Ohio Health Sponsorship	03	300	1690	9600	000000	000	13,000.00
070721	0001	06/20/2017	A	2017 advertising	03	300	1690	9600	000000	000	675.00
RCPT CODE SUB-TOTAL:											13,675.00
070684	0001	06/01/2017	A	Boys BB camp regis	03	300	1890	9600	000000	707	30.00
070699	0001	06/06/2017	A	2016 Swim Invit Entry fee	03	300	1890	9600	000000	709	100.00
070700	0001	06/06/2017	A	2017 Track Invit entry fee	03	300	1890	9600	000000	712	170.00
RCPT CODE SUB-TOTAL:											300.00
FUND CODE SUB-TOTAL:											13,975.00
GRAND TOTAL:											2,229,927.73

STATUS (STS) CODES:

A-RECEIPT B-REFUND OF RECEIPT V-VOID REFUND OF RECEIPT X-REDUCTION OF EXPENDITURE
 C-APPROPRIATION OR BUDGET MODIFICATIONS D-EXPENSE/SUPPLIES DISTRIBUTION F-FUND TO FUND TRANSFER

	FYTD Receivable	FYTD Actual Receipts	MTD Actual Receipts	YTD Actual Receipts	FYTD Balance Receivable	FYTD Percent Received
*****TOTAL FOR FUND-SEC 001 0000 (GENERAL FUND):	23,106,385.00	23,769,841.23	1,702,346.44	12,535,840.39	663,456.23-	102.87
*****TOTAL FOR FUND-SEC 003 0000 (PERMANENT IMPROVEMENT FUND):	689,483.00	690,236.70	41,765.60	381,447.12	753.70-	100.11
*****TOTAL FOR FUND-SEC 006 0000 (FOOD SERVICE FUND):	761,825.00	747,976.51	73,611.33	439,149.55	13,848.49	98.18
*****TOTAL FOR FUND-SEC 007 9100 (LEXINGTON MINUTEMEN ACADEMIC SCHOLARSHIP FUND):	4,956.00	1,325.99	9.75	204.08	3,630.01	26.76
*****TOTAL FOR FUND-SEC 007 9800 (TERRY McCAMMON SCHOLARSHIP FUND):	38.00	108.08	8.67	59.82	70.08-	284.42
*****TOTAL FOR FUND-SEC 007 9801 (MINUTEMAN ALUMNI SCHOLARSHIP FUND):	6.00	13.23	0.00	6.13	7.23-	220.50
*****TOTAL FOR FUND-SEC 018 9100 (HIGH SCHOOL PRINCIPAL'S FUND):	9,869.00	11,506.79	96.41-	7,979.71	1,637.79-	116.60
*****TOTAL FOR FUND-SEC 018 9200 (JUNIOR HIGH PRINCIPAL'S FUND):	6,855.00	7,012.00	35.00	2,328.99	157.00-	102.29
*****TOTAL FOR FUND-SEC 018 9300 (EASTERN PRINCIPAL'S FUND):	5,498.00	10,567.79	517.85	7,808.68	5,069.79-	192.21
*****TOTAL FOR FUND-SEC 018 9301 (EASTERN ELEMENTARY BOOKFAIR/BOXTOPS FUND):	4,789.00	3,743.46	0.00	3,743.46	1,045.54	78.17

*** NOTE!! ONLY ACTIVE ACCOUNTS HAVE BEEN SELECTED, TOTALS MAY EXCLUDE AMOUNTS THAT ARE RELATED TO INACTIVE ACCOUNTS. ***

	FYTD Receivable	FYTD Actual Receipts	MTD Actual Receipts	YTD Actual Receipts	FYTD Balance Receivable	FYTD Percent Received
*****TOTAL FOR FUND-SCC 018 9302 (EASTERN ELEMENTARY MATH):	1,241.00	0.00	0.00	0.00	1,241.00	0.00
*****TOTAL FOR FUND-SCC 018 9400 (CENTRAL PRINCIPAL'S FUND):	3,458.00	6,697.74	0.00	2,725.59	3,239.74-	193.69
*****TOTAL FOR FUND-SCC 018 9401 (CENTRAL ELEMENTARY BOOKFAIR FUND):	6,049.00	5,727.26	0.00	2,110.48	321.74	94.68
*****TOTAL FOR FUND-SCC 018 9402 (CENTRAL ELEMENTARY ART):	657.00	1,750.00	0.00	1,750.00	1,093.00-	266.36
*****TOTAL FOR FUND-SCC 018 9500 (WESTERN PRINCIPAL'S FUND):	5,105.00	9,694.58	183.21	5,323.77	4,589.58-	189.90
*****TOTAL FOR FUND-SCC 018 9501 (WESTERN ELEMENTARY BOOKFAIR/BOXTOPS FUND):	7,070.00	6,252.77	0.00	2,732.36	817.23	88.44
*****TOTAL FOR FUND-SCC 018 9503 (WESTERN ELEMENTARY ART):	1,000.00	1,900.00	0.00	1,900.00	900.00-	190.00
*****TOTAL FOR FUND-SCC 019 9121 (CENTRAL ELEMENTARY PTO GRANTS):	1,739.00	2,157.78	12.45	79.39	418.78-	124.08
*****TOTAL FOR FUND-SCC 019 9122 (EASTERN ELEMENTARY PTO GRANTS):	1,239.00	2,357.81	12.45	279.39	1,118.81-	190.30
*****TOTAL FOR FUND-SCC 019 9123 (WESTERN ELEMENTARY PTO GRANTS):	239.00	2,157.83	12.46	79.42	1,918.83-	902.86

*** NOTE!! ONLY ACTIVE ACCOUNTS HAVE BEEN SELECTED, TOTALS MAY EXCLUDE AMOUNTS THAT ARE RELATED TO INACTIVE ACCOUNTS. ***

	FYTD Receivable	FYTD Actual Receipts	MTD Actual Receipts	YTD Actual Receipts	FYTD Balance Receivable	FYTD Percent Received
*****TOTAL FOR FUND-SCC 019 9208 (RICHLAND CO FOUND-BUILD A COMM OF READERS):	500.00	500.00	0.00	0.00	0.00	100.00
*****TOTAL FOR FUND-SCC 019 9209 (RICH CO FOUND-LEARN TO READ FOR A LIFETIME):	1,199.00	1,199.00	0.00	0.00	0.00	100.00
*****TOTAL FOR FUND-SCC 019 9210 (RICH CO FOUND-MULTI-SENS APPROACH TO LEARNING):	831.66	831.66	0.00	0.00	0.00	100.00
*****TOTAL FOR FUND-SCC 019 9211 (RICH CO FOUND-BEE AWARENESS):	672.92	672.92	0.00	0.00	0.00	100.00
*****TOTAL FOR FUND-SCC 019 9212 (RICH CO FOUND-DONT LET THE PIGEON STOP TALK):	623.60	623.60	0.00	0.00	0.00	100.00
*****TOTAL FOR FUND-SCC 019 9502 (RICHLAND CO HMG SENSORY GRANT):	2,000.00	2,000.00	2,000.00	2,000.00	0.00	100.00
*****TOTAL FOR FUND-SCC 022 9601 (OHSAA TOURNAMENT AGENCY FUND):	70,337.00	69,860.69	0.00	50,188.44	476.31	99.32
*****TOTAL FOR FUND-SCC 024 0000 (EMPLOYEE BENEFITS FUND FOR MEDICAL/DENTAL):	3,726,627.00	4,642,785.81	389,399.95	2,325,055.77	916,158.81	124.58
*****TOTAL FOR FUND-SCC 200 9102 (HIGH SCHOOL DRAMA CLUB):	14,592.00	30,258.00	2,250.00	26,943.00	15,666.00	207.36
*****TOTAL FOR FUND-SCC 200 9104 (HIGH SCHOOL LEADERSHIP COUNCIL):	3,200.00	2,806.00	0.00	0.00	394.00	87.69

*** NOTE!! ONLY ACTIVE ACCOUNTS HAVE BEEN SELECTED, TOTALS MAY EXCLUDE AMOUNTS THAT ARE RELATED TO INACTIVE ACCOUNTS. ***

LEXINGTON LOCAL SCHOOLS
 Revenue Account Summary
 SORTED BY FUND-SCC/ACCT

	FYTD Receivable	FYTD Actual Receipts	MTD Actual Receipts	YTD Actual Receipts	FYTD Balance Receivable	FYTD Percent Received
*****TOTAL FOR FUND-SCC 200 9105 (HIGH SCHOOL FRENCH CLUB):	165.00	240.00	0.00	0.00	75.00-	145.45
*****TOTAL FOR FUND-SCC 200 9107 (HIGH SCHOOL SPANISH CLUB):	1,040.00	790.00	0.00	25.00	250.00	75.96
*****TOTAL FOR FUND-SCC 200 9108 (HIGH SCHOOL LEO CLUB):	847.00	1,556.06	0.00	18.26	709.06-	183.71
*****TOTAL FOR FUND-SCC 200 9114 (HIGH SCHOOL STUDENT COUNCIL FUND):	1,115.00	871.69	0.00	525.69	243.31	78.18
*****TOTAL FOR FUND-SCC 200 9115 (HIGH SCHOOL KEY CLUB):	712.00	365.50	0.00	5.00	346.50	51.33
*****TOTAL FOR FUND-SCC 200 9116 (HIGH SCHOOL CHESS CLUB):	91.00	50.00	0.00	50.00	41.00	54.95
*****TOTAL FOR FUND-SCC 200 9119 (HIGH SCHOOL YEARBOOK FUND):	14,345.00	18,754.00	3,835.00	11,199.00	4,409.00-	130.74
*****TOTAL FOR FUND-SCC 200 9121 (HIGH SCHOOL NATIONAL HONOR SOCIETY):	2,468.00	2,766.07	0.00	2,766.07	298.07-	112.08
*****TOTAL FOR FUND-SCC 200 9201 (JUNIOR HIGH ART CLUB):	0.00	275.64	0.00	116.89	275.64-	0.00
*****TOTAL FOR FUND-SCC 200 9204 (JUNIOR HIGH STUDENT COUNCIL FUND):	1,124.00	721.00	0.00	111.00	403.00	64.15

*** NOTE!! ONLY ACTIVE ACCOUNTS HAVE BEEN SELECTED, TOTALS MAY EXCLUDE AMOUNTS THAT ARE RELATED TO INACTIVE ACCOUNTS. ***

LEXINGTON LOCAL SCHOOLS
 Revenue Account Summary
 SORTED BY FUND-SCC/ACCT

	FYTD Receivable	FYTD Actual Receipts	MTD Actual Receipts	YTD Actual Receipts	FYTD Balance Receivable	FYTD Percent Received
*****TOTAL FOR FUND-SCC 200 9205 (JUNIOR HIGH LIBRARY CLUB):	0.00	553.50	0.00	553.50	553.50-	0.00
*****TOTAL FOR FUND-SCC 200 9301 (EASTERN ELEMENTARY STUDENT ACTIVITY FUND):	2,039.00	2,445.18	0.00	1,129.21	406.18-	119.92
*****TOTAL FOR FUND-SCC 200 9611 (HIGH SCHOOL INFORMED TEENS FUND):	54.00	146.37	0.00	200.00	92.37-	271.06
*****TOTAL FOR FUND-SCC 200 9612 (JUNIOR HIGH INFORMED TEENS FUND):	475.00	484.13	48.98	373.30	9.13-	101.92
*****TOTAL FOR FUND-SCC 300 9115 (JAZZ BAND):	1,337.00	2,438.00	0.00	2,438.00	1,101.00-	182.35
*****TOTAL FOR FUND-SCC 300 9116 (CHOIR):	100.00	50.00	0.00	0.00	50.00	50.00
*****TOTAL FOR FUND-SCC 300 9206 (JUNIOR HIGH PHYS ED DEPARTMENT FUND):	3,400.00	2,640.00	0.00	1,300.00	760.00	77.65
*****TOTAL FOR FUND-SCC 300 9600 (ATHLETIC FUND):	267,500.00	256,735.59	13,975.00	65,587.13	10,764.41	95.98
*****TOTAL FOR FUND-SCC 300 9603 (ELEMENTARY MUSIC):	0.00	222.50	0.00	222.50	222.50-	0.00
*****TOTAL FOR FUND-SCC 451 9017 (Network Connectivity FY 2017):	9,000.00	9,000.00	0.00	4,500.00	0.00	100.00

*** NOTE!! ONLY ACTIVE ACCOUNTS HAVE BEEN SELECTED, TOTALS MAY EXCLUDE AMOUNTS THAT ARE RELATED TO INACTIVE ACCOUNTS. ***

28

	FYTD Receivable	FYTD Actual Receipts	MTD Actual Receipts	YTD Actual Receipts	FYTD Balance Receivable	FYTD Percent Received
*****TOTAL FOR FUND-SCC 516 9016 (IDEA-B SPECIAL EDUCATION FY16):	5,900.81	5,900.81	0.00	0.00	0.00	100.00
*****TOTAL FOR FUND-SCC 516 9017 (IDEA-B SPECIAL EDUCATION FY17):	425,089.03	310,867.97	0.00	153,351.83	114,221.06	73.13
*****TOTAL FOR FUND-SCC 572 9016 (TITLE I FY16):	164,101.62	33,805.44	0.00	0.00	130,296.18	20.60
*****TOTAL FOR FUND-SCC 572 9017 (TITLE I FY17):	288,932.14	237,235.36	0.00	149,165.07	51,696.78	82.11
*****TOTAL FOR FUND-SCC 587 9016 (EARLY CHILDHOOD SPECIAL EDUCATION IDEA FY16):	1,073.28	0.00	0.00	0.00	1,073.28	0.00
*****TOTAL FOR FUND-SCC 587 9017 (EARLY CHILDHOOD SPECIAL EDUCATION IDEA FY17):	2,968.86	1,664.52	0.00	1,312.62	1,304.34	56.07
*****TOTAL FOR FUND-SCC 590 9017 (TITLE II-A IMPROVING TEACHER QUALITY FY17):	41,215.59	41,215.59	0.00	19,888.09	0.00	100.00
*****GRAND TOTALS:	29,673,177.51	30,964,360.15	2,229,927.73	16,214,573.70	1,291,182.64	104.35

*** NOTE!! ONLY ACTIVE ACCOUNTS HAVE BEEN SELECTED, TOTALS MAY EXCLUDE AMOUNTS THAT ARE RELATED TO INACTIVE ACCOUNTS. ***

LEXINGTON LOCAL SCHOOLS
 Appropriation Account Summary
 SORTED BY FUND-SCC

FYTD Appropriated	Prior FY Carryover Encumbrances	FYTD Expendable	FYTD Actual Expenditures	MTD Actual Expenditures	Current Encumbrances	FYTD Unencumbered Balance	FYTD Percent Exp/Enc
*****TOTAL FOR FUND-SCC 001 0000 (GENERAL FUND):							
23,383,650.00	173,916.95	23,557,566.95	23,185,222.26	2,077,706.25	229,036.40	143,308.29	99.39
*****TOTAL FOR FUND-SCC 003 0000 (PERMANENT IMPROVEMENT FUND):							
803,226.53	3,976.95	807,203.48	710,034.29	251.37	5,373.00	91,796.19	88.63
*****TOTAL FOR FUND-SCC 006 0000 (FOOD SERVICE FUND):							
764,378.42	0.00	764,378.42	750,517.45	49,306.55	0.00	13,860.97	98.19
*****TOTAL FOR FUND-SCC 007 9100 (LEXINGTON MINUTEMEN ACADEMIC SCHOLARSHIP FUND):							
5,741.31	0.00	5,741.31	5,000.00	0.00	500.00	241.31	95.80
*****TOTAL FOR FUND-SCC 007 9800 (TERRY McCAMMON SCHOLARSHIP FUND):							
750.00	0.00	750.00	500.00	500.00	0.00	250.00	66.67
*****TOTAL FOR FUND-SCC 007 9801 (MINUTEMAN ALUMNI SCHOLARSHIP FUND):							
2,008.69	0.00	2,008.69	2,008.69	0.00	0.00	0.00	100.00
*****TOTAL FOR FUND-SCC 018 9100 (HIGH SCHOOL PRINCIPAL'S FUND):							
11,018.62	0.00	11,018.62	10,073.76	6,379.49	495.00	449.86	95.92
*****TOTAL FOR FUND-SCC 018 9200 (JUNIOR HIGH PRINCIPAL'S FUND):							
9,390.47	280.00	9,670.47	7,991.31	0.00	984.50	694.66	92.82
*****TOTAL FOR FUND-SCC 018 9300 (EASTERN PRINCIPAL'S FUND):							
9,534.93	173.25	9,708.18	6,788.76	695.22	31.25	2,888.17	70.25
*****TOTAL FOR FUND-SCC 018 9301 (EASTERN ELEMENTARY BOOKFAIR/BOXTOPS FUND):							
7,500.00	0.00	7,500.00	4,809.33	3,695.51	0.00	2,690.67	64.12

*** NOTE!! ONLY ACTIVE ACCOUNTS HAVE BEEN SELECTED, TOTALS MAY EXCLUDE AMOUNTS THAT ARE RELATED TO INACTIVE ACCOUNTS. ***

LEXINGTON LOCAL SCHOOLS
 Appropriation Account Summary
 SORTED BY FUND-SCC

FYTD Appropriated	Prior FY Carryover Encumbrances	FYTD Expendable	FYTD Actual Expenditures	MTD Actual Expenditures	Current Encumbrances	FYTD Unencumbered Balance	FYTD Percent Exp/Enc
*****TOTAL FOR FUND-SCC 018 9302 (EASTERN ELEMENTARY MATH):							
2,422.16	0.00	2,422.16	109.00	109.00	0.00	2,313.16	4.50
*****TOTAL FOR FUND-SCC 018 9400 (CENTRAL PRINCIPAL'S FUND):							
10,500.00	0.00	10,500.00	9,350.21	218.14	1,127.21	22.58	99.78
*****TOTAL FOR FUND-SCC 018 9401 (CENTRAL ELEMENTARY BOOKFAIR FUND):							
8,407.24	0.00	8,407.24	4,384.22	0.00	2,500.00	1,523.02	81.88
*****TOTAL FOR FUND-SCC 018 9402 (CENTRAL ELEMENTARY ART):							
1,403.00	0.00	1,403.00	1,387.00	0.00	0.00	16.00	98.86
*****TOTAL FOR FUND-SCC 018 9500 (WESTERN PRINCIPAL'S FUND):							
12,808.82	382.20	13,191.02	5,822.75	67.30	1,702.29	5,665.98	57.05
*****TOTAL FOR FUND-SCC 018 9501 (WESTERN ELEMENTARY BOOKFAIR/BOXTOPS FUND):							
8,356.85	0.00	8,356.85	4,618.07	0.00	0.00	3,738.78	55.26
*****TOTAL FOR FUND-SCC 018 9503 (WESTERN ELEMENTARY ART):							
1,467.42	0.00	1,467.42	1,463.00	1,463.00	0.00	4.42	99.70
*****TOTAL FOR FUND-SCC 018 9901 (JUNIOR HIGH TEACHER ADVISORY FUND):							
109.25	0.00	109.25	0.00	0.00	0.00	109.25	0.00
*****TOTAL FOR FUND-SCC 019 9001 (ACADEMIC BOOSTERS GRANTS):							
769.07	0.00	769.07	0.00	0.00	0.00	769.07	0.00
*****TOTAL FOR FUND-SCC 019 9121 (CENTRAL ELEMENTARY PTO GRANTS):							
2,327.49	82.80	2,410.29	2,018.04	6.17	0.00	392.25	83.73

*** NOTE!! ONLY ACTIVE ACCOUNTS HAVE BEEN SELECTED, TOTALS MAY EXCLUDE AMOUNTS THAT ARE RELATED TO INACTIVE ACCOUNTS. ***

LEXINGTON LOCAL SCHOOLS
 Appropriation Account Summary
 SORTED BY FUND-SCC

FYTD Appropriated	Prior FY Carryover Encumbrances	FYTD Expendable	FYTD Actual Expenditures	MTD Actual Expenditures	Current Encumbrances	FYTD Unencumbered Balance	FYTD Percent Exp/Enc
*****TOTAL FOR FUND-SCC 019 9122 (EASTERN ELEMENTARY PTO GRANTS):							
1,806.18	0.00	1,806.18	569.10	100.00	100.00	1,137.08	37.05
*****TOTAL FOR FUND-SCC 019 9123 (WESTERN ELEMENTARY PTO GRANTS):							
3,676.63	0.00	3,676.63	1,786.82	87.32	412.68	1,477.13	59.82
*****TOTAL FOR FUND-SCC 019 9200 (RICHLAND COUNTY FOUNDATION GRANT PLAYGROUND):							
1,932.00	0.00	1,932.00	1,732.00	0.00	0.00	200.00	89.65
*****TOTAL FOR FUND-SCC 019 9208 (RICHLAND CO FOUND-BUILD A COMM OF READERS):							
500.00	0.00	500.00	489.68	0.00	0.00	10.32	97.94
*****TOTAL FOR FUND-SCC 019 9209 (RICH CO FOUND-LEARN TO READ FOR A LIFETIME):							
1,199.00	0.00	1,199.00	1,139.05	0.00	0.00	59.95	95.00
*****TOTAL FOR FUND-SCC 019 9210 (RICH CO FOUND-MULTI-SENS APPROACH TO LEARNING):							
831.66	0.00	831.66	831.20	0.00	0.00	0.46	99.94
*****TOTAL FOR FUND-SCC 019 9211 (RICH CO FOUND-BEE AWARENESS):							
672.92	0.00	672.92	655.34	0.00	0.00	17.58	97.39
*****TOTAL FOR FUND-SCC 019 9212 (RICH CO FOUND-DONT LET THE PIGEON STOP TALK):							
623.60	0.00	623.60	604.43	0.00	0.00	19.17	96.93
*****TOTAL FOR FUND-SCC 019 9500 (DOLLAR GENERAL LIT FOUND - YOUTH LIT FY16):							
6.01	0.00	6.01	6.01	0.00	0.00	0.00	100.00
*****TOTAL FOR FUND-SCC 019 9502 (RICHLAND CO HMG SENSORY GRANT):							
2,000.00	0.00	2,000.00	0.00	0.00	2,000.00	0.00	100.00

*** NOTE!! ONLY ACTIVE ACCOUNTS HAVE BEEN SELECTED, TOTALS MAY EXCLUDE AMOUNTS THAT ARE RELATED TO INACTIVE ACCOUNTS. ***

LEXINGTON LOCAL SCHOOLS
 Appropriation Account Summary
 SORTED BY FUND-SCC

FYTD Appropriated	Prior FY Carryover Encumbrances	FYTD Expendable	FYTD Actual Expenditures	MTD Actual Expenditures	Current Encumbrances	FYTD Unencumbered Balance	FYTD Percent Exp/Enc
*****TOTAL FOR FUND-SCC 022 9601 (OHSAA TOURNAMENT AGENCY FUND):							
70,481.13	0.00	70,481.13	67,747.56	18,577.73	1,886.30	847.27	98.80
*****TOTAL FOR FUND-SCC 024 0000 (EMPLOYEE BENEFITS FUND FOR MEDICAL/DENTAL):							
4,518,248.99	0.00	4,518,248.99	4,513,972.79	102,037.52	0.00	4,276.20	99.91
*****TOTAL FOR FUND-SCC 200 9101 (HIGH SCHOOL ART CLUB):							
93.76	0.00	93.76	0.00	0.00	0.00	93.76	0.00
*****TOTAL FOR FUND-SCC 200 9102 (HIGH SCHOOL DRAMA CLUB):							
16,800.00	0.00	16,800.00	12,435.94	350.00	0.00	4,364.06	74.02
*****TOTAL FOR FUND-SCC 200 9103 (HIGH SCHOOL MATH CLUB):							
52.70	0.00	52.70	0.00	0.00	0.00	52.70	0.00
*****TOTAL FOR FUND-SCC 200 9104 (HIGH SCHOOL LEADERSHIP COUNCIL):							
3,653.66	0.00	3,653.66	2,845.21	0.00	110.00	698.45	80.88
*****TOTAL FOR FUND-SCC 200 9105 (HIGH SCHOOL FRENCH CLUB):							
296.67	0.00	296.67	194.30	0.00	0.00	102.37	65.49
*****TOTAL FOR FUND-SCC 200 9107 (HIGH SCHOOL SPANISH CLUB):							
1,791.60	0.00	1,791.60	766.63	0.00	0.00	1,024.97	42.79
*****TOTAL FOR FUND-SCC 200 9108 (HIGH SCHOOL LEO CLUB):							
3,969.40	0.00	3,969.40	1,729.58	0.00	144.47	2,095.35	47.21
*****TOTAL FOR FUND-SCC 200 9114 (HIGH SCHOOL STUDENT COUNCIL FUND):							
2,000.00	14.17	2,014.17	1,021.79	0.00	0.00	992.38	50.73

*** NOTE!! ONLY ACTIVE ACCOUNTS HAVE BEEN SELECTED, TOTALS MAY EXCLUDE AMOUNTS THAT ARE RELATED TO INACTIVE ACCOUNTS. ***

LEXINGTON LOCAL SCHOOLS
 Appropriation Account Summary
 SORTED BY FUND-SCC

FYTD Appropriated	Prior FY Carryover Encumbrances	FYTD Expendable	FYTD Actual Expenditures	MTD Actual Expenditures	Current Encumbrances	FYTD Unencumbered Balance	FYTD Percent Exp/Enc
*****TOTAL FOR FUND-SCC 200 9115 (HIGH SCHOOL KEY CLUB):							
2,000.00	0.00	2,000.00	446.90	0.00	0.00	1,553.10	22.35
*****TOTAL FOR FUND-SCC 200 9116 (HIGH SCHOOL CHESS CLUB):							
362.00	0.00	362.00	0.00	0.00	0.00	362.00	0.00
*****TOTAL FOR FUND-SCC 200 9119 (HIGH SCHOOL YEARBOOK FUND):							
31,150.00	8,353.70	39,503.70	4,712.41	340.00	15,500.00	19,291.29	51.17
*****TOTAL FOR FUND-SCC 200 9120 (HIGH SCHOOL JOURNALISM FUND):							
500.00	0.00	500.00	424.00	0.00	0.00	76.00	84.80
*****TOTAL FOR FUND-SCC 200 9121 (HIGH SCHOOL NATIONAL HONOR SOCIETY):							
3,123.94	0.00	3,123.94	2,780.80	0.00	197.72	145.42	95.34
*****TOTAL FOR FUND-SCC 200 9160 (HIGH SCHOOL GERMAN CLUB):							
45.00	0.00	45.00	45.00	0.00	0.00	0.00	100.00
*****TOTAL FOR FUND-SCC 200 9201 (JUNIOR HIGH ART CLUB):							
113.99	0.00	113.99	0.00	0.00	0.00	113.99	0.00
*****TOTAL FOR FUND-SCC 200 9204 (JUNIOR HIGH STUDENT COUNCIL FUND):							
1,153.54	0.00	1,153.54	454.04	0.00	0.00	699.50	39.36
*****TOTAL FOR FUND-SCC 200 9205 (JUNIOR HIGH LIBRARY CLUB):							
77.65	0.00	77.65	0.00	0.00	0.00	77.65	0.00
*****TOTAL FOR FUND-SCC 200 9301 (EASTERN ELEMENTARY STUDENT ACTIVITY FUND):							
2,518.41	0.00	2,518.41	2,254.56	58.86	0.00	263.85	89.52

*** NOTE!! ONLY ACTIVE ACCOUNTS HAVE BEEN SELECTED, TOTALS MAY EXCLUDE AMOUNTS THAT ARE RELATED TO INACTIVE ACCOUNTS. ***

LEXINGTON LOCAL SCHOOLS
 Appropriation Account Summary
 SORTED BY FUND-SCC

FYTD Appropriated	Prior FY Carryover Encumbrances	FYTD Expendable	FYTD Actual Expenditures	MTD Actual Expenditures	Current Encumbrances	FYTD Unencumbered Balance	FYTD Percent Exp/Enc
*****TOTAL FOR FUND-SCC 200 9401 (CENTRAL ELEMENTARY STUDENT ACTIVITY FUND):							
382.69	0.00	382.69	382.69	0.00	0.00	0.00	100.00
*****TOTAL FOR FUND-SCC 200 9611 (HIGH SCHOOL INFORMED TEENS FUND):							
250.00	0.00	250.00	75.00	75.00	0.00	175.00	30.00
*****TOTAL FOR FUND-SCC 200 9612 (JUNIOR HIGH INFORMED TEENS FUND):							
499.67	0.00	499.67	305.90	0.00	0.00	193.77	61.22
*****TOTAL FOR FUND-SCC 300 9115 (JAZZ BAND):							
2,000.00	0.00	2,000.00	1,680.00	0.00	0.00	320.00	84.00
*****TOTAL FOR FUND-SCC 300 9116 (CHOIR):							
1,259.80	0.00	1,259.80	307.60	0.00	0.00	952.20	24.42
*****TOTAL FOR FUND-SCC 300 9206 (JUNIOR HIGH PHYS ED DEPARTMENT FUND):							
5,813.17	0.00	5,813.17	2,492.49	0.00	0.00	3,320.68	42.88
*****TOTAL FOR FUND-SCC 300 9210 (JR HIGH INSTRUMENTAL):							
41.03	0.00	41.03	0.00	0.00	0.00	41.03	0.00
*****TOTAL FOR FUND-SCC 300 9600 (ATHLETIC FUND):							
266,155.00	400.00	266,555.00	253,941.32	7,187.24	10,130.20	2,483.48	99.07
*****TOTAL FOR FUND-SCC 300 9602 (ORCHESTRA):							
63.22	0.00	63.22	0.00	0.00	0.00	63.22	0.00
*****TOTAL FOR FUND-SCC 300 9603 (ELEMENTARY MUSIC):							
1,139.88	0.00	1,139.88	0.00	0.00	0.00	1,139.88	0.00

*** NOTE!! ONLY ACTIVE ACCOUNTS HAVE BEEN SELECTED, TOTALS MAY EXCLUDE AMOUNTS THAT ARE RELATED TO INACTIVE ACCOUNTS. ***

LEXINGTON LOCAL SCHOOLS
 Appropriation Account Summary
 SORTED BY FUND-SCC

FYTD Appropriated	Prior FY Carryover Encumbrances	FYTD Expendable	FYTD Actual Expenditures	MTD Actual Expenditures	Current Encumbrances	FYTD Unencumbered Balance	FYTD Percent Exp/Enc
*****TOTAL FOR FUND-SCC 300 9605 (BAND):							
232.95	0.00	232.95	0.00	0.00	0.00	232.95	0.00
*****TOTAL FOR FUND-SCC 451 9017 (Network Connectivity FY 2017):							
9,000.00	0.00	9,000.00	9,000.00	0.00	0.00	0.00	100.00
*****TOTAL FOR FUND-SCC 516 9016 (IDEA-B SPECIAL EDUCATION FY16):							
19,115.15	1,201.65	20,316.80	20,316.80	0.00	0.00	0.00	100.00
*****TOTAL FOR FUND-SCC 516 9017 (IDEA-B SPECIAL EDUCATION FY17):							
425,089.03	0.00	425,089.03	352,416.25	31,412.39	6,509.98	66,162.80	84.44
*****TOTAL FOR FUND-SCC 572 9016 (TITLE I FY16):							
38,374.50	2,400.00	40,774.50	40,774.50	0.00	0.00	0.00	100.00
*****TOTAL FOR FUND-SCC 572 9017 (TITLE I FY17):							
419,228.32	0.00	419,228.32	325,260.06	81,240.05	4,441.79	89,526.47	78.64
*****TOTAL FOR FUND-SCC 587 9017 (EARLY CHILDHOOD SPECIAL EDUCATION IDEA FY17):							
4,042.14	0.00	4,042.14	1,957.75	0.00	0.00	2,084.39	48.43
*****TOTAL FOR FUND-SCC 590 9017 (TITLE II-A IMPROVING TEACHER QUALITY FY17):							
41,215.59	0.00	41,215.59	41,215.59	0.00	0.00	0.00	100.00
*****GRAND TOTALS:							
30,951,352.85	191,181.67	31,142,534.52	30,381,869.23	2,381,664.11	283,182.79	477,482.50	98.47

*** NOTE!! ONLY ACTIVE ACCOUNTS HAVE BEEN SELECTED, TOTALS MAY EXCLUDE AMOUNTS THAT ARE RELATED TO INACTIVE ACCOUNTS. ***