

LEXINGTON LOCAL SCHOOLS



FINANCIAL REPORT
FOR THE PERIOD ENDING
MARCH 31, 2017

PREPARED BY
JASON WHITESEL, TREASURER

DATE: 04/04/2017
TIME: 11:44

LEXINGTON LOCAL SCHOOLS
CASH RECONCILIATION AS OF 03/31/2017

PAGE: 1
(USAEMSED)

	SUB-TOTALS	TOTALS
	-----	-----
Gross Depository Balances:		
RICHLAND BANK MMA 5719	\$ 4,032,553.11	
RICHLAND BANK SWEEP ACCT 3520	2,799,975.54	
RICHLAND BANK GENERAL ACCT 0580	301,708.75	
RICHLAND BANK ANTHEM SWEEP 3523	517,039.58	
RICHLAND BANK EE BENEFITS 3180	0.00	
RICHLAND BANK PAYROLL ACCT 9780	3,018.28	
RICHLAND BANK ATHLETIC ACCT 3280	5,455.00	

Total Depository Balances (Gross)		\$ 7,659,750.26
Adjustments to Bank Balance:		
Cash in Transit to Bank	\$ 2,770.35	
Outstanding Checks	114,906.99-	
Adjustments	0.00	

Total Adjustments to Bank Balance		112,136.64-
Investments:		
Treasury Bonds and Notes	\$ 1,075,284.50	
Certificate of Deposits	2,925,000.00	
Other Securities	0.00	
Other Investments:		
Richland Bank - Money Market	44,469.21	

Total Investments		4,044,753.71
Cash on Hand:		
Petty Cash:		
TREASURER'S OFFICE	\$ 100.00	
HIGH SCHOOL	50.00	
JUNIOR HIGH SCHOOL	50.00	
EASTERN, CENTRAL, WESTERN	150.00	
Change Cash:		
ATHLETIC CHANGE	\$ 3,000.00	
CAFETERIA CHANGE	440.00	
JUNIOR HIGH SCHOOL	100.00	
Cash with Fiscal Agent	0.00	

Total Cash on Hand		3,890.00

Total Balances		\$ 11,596,257.33
		=====
Total Fund Balance		\$ 11,596,257.33
		=====
Depository Clearance Accounts:		

Total Clearance Account Balances		\$ 0.00

James D. Whitehead

March 01, 2017 To March 31, 2017

Account Name : Lexington Local SD Managing Agency

Account No : 5750

Summary Of Investment Holdings

Quantity	Description			Unit Value	Market Value	Tax Cost	Estimated Ann Inc	Yield To Mkt
<u>Money Market - Taxable</u>								
44,469.21	Northern Instl Government Select Portfolio			1.0000	44,469.21	44,469.21	249.03	0.56%
Totals					44,469.21	44,469.21	249.03	0.56%
<u>Marketable CD</u>								
100,000	Transportation Alliance Bk	0.800%	07/05/2017	100.0379	100,037.90	100,000.00	800.00	0.80%
200,000	Apple Bank for Savings	0.850%	10/06/2017	100.0841	200,168.20	200,000.00	1,700.00	0.85%
200,000	Wells Fargo Bank NA	1.000%	12/06/2017	100.0952	200,190.40	200,000.00	2,000.00	1.00%
150,000	Comenity Capital Bank	1.150%	08/29/2018	99.4795	149,219.25	150,000.00	1,725.00	1.16%
200,000	Franklin Synergy Bank	1.100%	10/09/2018	99.8928	199,785.60	200,000.00	2,200.00	1.10%
200,000	Farm Bureau Bank	1.100%	12/17/2018	99.4440	198,888.00	200,000.00	2,200.00	1.11%
150,000	Ally Bank Midvale UT	1.450%	02/11/2019	100.2301	150,345.15	150,000.00	2,175.00	1.45%
200,000	Capital One Bank USA	1.200%	08/12/2019	98.7316	197,463.20	200,000.00	2,400.00	1.22%
100,000	First Financial NW Inc WA	1.450%	08/19/2019	99.5733	99,573.30	100,000.00	1,450.00	1.46%
200,000	Abacus Federal Savings Bank	1.250%	09/17/2019	99.0168	198,033.60	200,000.00	2,500.00	1.26%
200,000	Alma Bank NY	1.300%	06/10/2020	98.4877	196,975.40	200,000.00	2,600.00	1.32%
150,000	Community Finl Svcs Bank	1.500%	08/19/2020	98.9367	148,405.05	150,000.00	2,250.00	1.52%
175,000	Unison Bank	1.500%	11/25/2020	100.5142	175,899.85	175,000.00	2,625.00	1.49%
200,000	Goldman Sachs Bank USA	1.865%	02/17/2021	99.7432	199,486.40	200,000.00	3,730.42	1.87%
200,000	MB Financial Bank NA	1.400%	03/30/2021	99.8431	199,686.20	200,000.00	2,800.00	1.40%
100,000	BankVista Sartell MN	1.400%	04/06/2021	97.8953	97,895.30	100,000.00	1,400.00	1.43%
200,000	Bank Of Santa Clarita	1.400%	04/15/2021	97.8524	195,704.80	200,000.00	2,800.00	1.43%
Totals					2,907,757.60	2,925,000.00	37,355.42	1.28%
<u>U.S. Govt Agy/Exempt State</u>								
125,000	FHLB	1.050%	06/04/2018	99.3447	124,180.88	124,987.50	1,312.50	1.06%
150,000	FHLB	1.000%	08/28/2018	99.5581	149,337.15	150,000.00	1,500.00	1.00%
Totals					273,518.03	274,987.50	2,812.50	1.03%

March 01, 2017 To March 31, 2017

Account Name : Lexington Local SD Managing Agency

Account No : 5750

Summary Of Investment Holdings

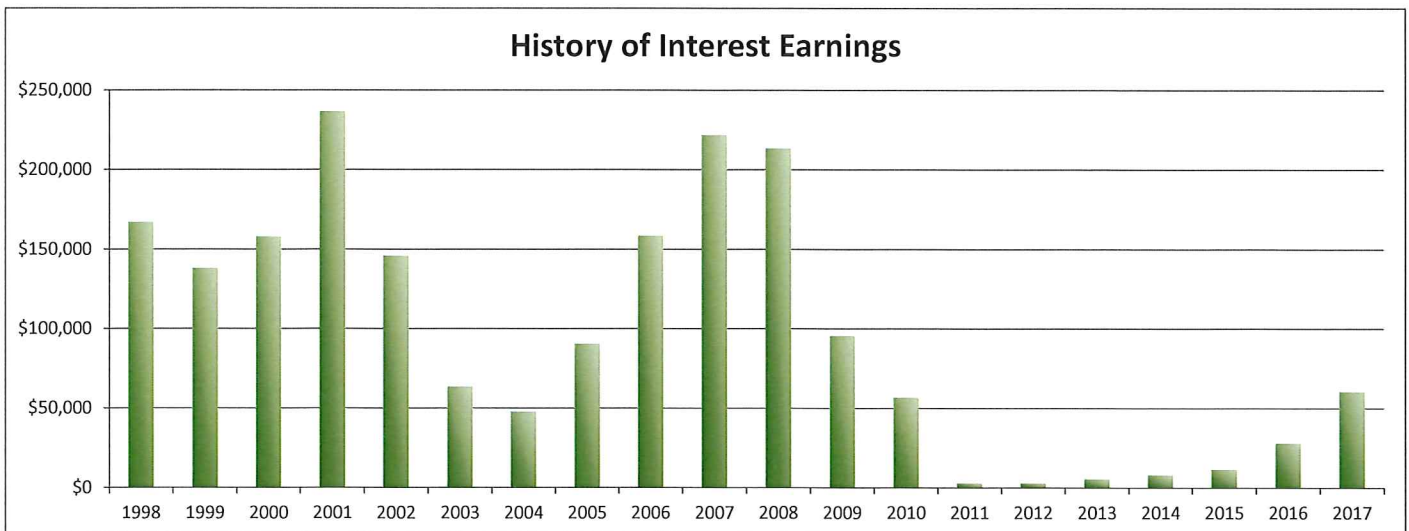
Quantity	Description			Unit Value	Market Value	Tax Cost	Estimated Ann Inc	Yield To Mkt
<u>U.S. Govt Agy/Nonexempt State</u>								
300,000	FHLMC	1.350%	03/29/2019	99.7218	299,165.40	300,297.00	4,050.00	1.35%
200,000	FHLMC	1.300%	10/25/2019	98.8176	197,635.20	200,000.00	2,600.00	1.32%
300,000	FNMA	1.300%	07/28/2020	97.2365	291,709.50	300,000.00	3,900.00	1.34%
Totals					788,510.10	800,297.00	10,550.00	1.34%
Grand Total					4,014,254.94	4,044,753.71	50,966.95	1.27%

LEXINGTON LOCAL SCHOOLS
INVESTMENT REPORT FOR THE MONTH ENDING
MARCH 31, 2017

INTEREST EARNED:	THIS MONTH	FISCAL YEAR TO DATE
Richland Bank, General Sweep	\$792.59	\$5,784.31
Richland Bank, General MMA	\$1,322.90	\$16,102.69
Richland Bank, Anthem Sweep	\$286.95	\$1,752.05
Star Ohio	\$0.00	\$0.00
CDs, Bonds, and other investments	\$4,864.06	\$37,044.15
TOTAL INTEREST RECEIVED	\$7,266.50	\$60,683.20

History of Interest Earnings	Fiscal Year	Interest Earnings
	1998	\$ 167,057.52
	1999	\$ 138,113.69
	2000	\$ 157,991.72
	2001	\$ 236,839.79
	2002	\$ 146,052.34
	2003	\$ 63,712.36
	2004	\$ 47,970.95
	2005	\$ 90,719.94
	2006	\$ 158,724.51
	2007	\$ 221,998.86
	2008	\$ 213,660.34
	2009	\$ 95,639.63
	2010	\$ 56,860.22
	2011	\$ 3,001.78
	2012	\$ 3,090.00
	2013	\$ 5,758.97
	2014	\$ 8,349.92
	2015	\$ 11,765.22
	2016	\$ 28,300.22
FISCAL Year To Date	2017	\$60,683.20

Total Interest Earnings 1998 to Present	\$ 1,916,291.18
--	------------------------



Processing Month: March 2017

(FUNGUM)

LEXINGTON LOCAL SCHOOLS

Fnd	Sec	Description	Beginning Balance	MTD Revenues	FYTD Revenues	MTD Expenditures	FYTD Expenditures	Current Available Balance
001	0000	GENERAL FUND	8,934,264.87	4,958,417.56	18,828,205.22	1,835,260.03	16,962,902.26	10,799,567.83
001	9412	GENERAL BUDGET RESERVE SE	87,928.97	.00	.00	.00	.00	87,928.97
002	0000	BOND RETIREMENT FUND	1,925.89	.00	.00	.00	.00	1,925.89
003	0000	PERMANENT IMPROVEMENT FUN	117,720.48	244,255.99	600,241.57	978.33	686,131.61	31,830.44
006	0000	FOOD SERVICE FUND	2,553.42	81,391.96	544,504.12	85,507.34	578,269.73	31,212.19
007	9100	LEXINGTON MINUTEMEN ACADE	18,506.86	37.52	1,187.99	.00	3,000.00	16,694.85
007	9800	TERRY McCAMMON SCHOLARSHI	13,585.20	8.61	80.28	.00	.00	13,665.48
007	9801	MINUTEMAN ALUMNI SCHOLARS	1,995.46	1.26	11.80	.00	.00	2,007.26
018	9100	HIGH SCHOOL PRINCIPAL'S F	1,149.62	6,070.20	10,988.47	227.46	3,425.87	8,712.22
018	9200	JUNIOR HIGH PRINCIPAL'S F	2,815.47	1,038.18	6,759.04	857.81	1,891.01	7,683.50
018	9300	EASTERN PRINCIPAL'S FUND	5,640.18	462.40	6,181.84	270.10	4,493.41	7,328.61
018	9301	EASTERN ELEMENTARY BOOKFA	11,356.99	.00	.00	191.70	474.51	10,882.48
018	9302	EASTERN ELEMENTARY MATH	1,181.16	.00	.00	.00	.00	1,181.16
018	9400	CENTRAL PRINCIPAL'S FUND	10,210.91	876.00	5,076.24	1,328.88	6,073.31	9,213.84
018	9401	CENTRAL ELEMENTARY BOOKFA	2,358.24	10.00	4,563.78	428.39	3,540.10	3,381.92
018	9402	CENTRAL ELEMENTARY ART	746.00	.00	.00	.00	.00	746.00
018	9500	WESTERN PRINCIPAL'S FUND	8,206.02	334.02	5,810.04	1,906.05	4,984.80	9,031.26
018	9501	WESTERN ELEMENTARY BOOKFA	1,351.85	.00	5,059.40	.00	3,488.68	2,922.57
018	9503	WESTERN ELEMENTARY ART	402.42	.00	.00	.00	.00	402.42
018	9901	JUNIOR HIGH TEACHER ADVIS	109.25	.00	.00	.00	.00	109.25
019	9001	ACADEMIC BOOSTERS GRANTS	769.07	.00	.00	.00	.00	769.07
019	9121	CENTRAL ELEMENTARY PTO GR	671.29	14.42	2,117.35	209.26	1,434.11	1,354.53
019	9122	EASTERN ELEMENTARY PTO GR	567.18	214.42	2,317.37	.00	669.10	2,215.45
019	9123	WESTERN ELEMENTARY PTO GR	3,437.63	14.41	2,117.37	.00	1,699.50	3,855.50
019	9200	RICHLAND COUNTY FOUNDATIO	1,932.00	.00	.00	.00	1,732.00	200.00
019	9208	RICHLAND CO FOUND-BUILD A	.00	.00	500.00	.00	489.68	10.32
019	9209	RICH CO FOUND-LEARN TO RE	.00	.00	1,199.00	1,139.05	1,139.05	59.95
019	9210	RICH CO FOUND-MULTI-SENS	.00	.00	831.66	831.20	831.20	.46
019	9211	RICH CO FOUND-BEE AWARENE	.00	.00	672.92	145.38	655.34	17.58
019	9212	RICH CO FOUND-DONT LET TH	.00	.00	623.60	604.43	604.43	19.17
019	9500	DOLLAR GENERAL LIT FUND	6.01	.00	.00	.00	6.01	.00
022	9601	OHSAA TOURNAMENT AGENCY F	144.13	18,097.47	38,965.37	17,942.20	36,491.29	2,618.21
024	0000	EMPLOYEE BENEFITS FUND FO	791,621.99	386,648.68	3,482,591.09	389,604.32	3,757,173.50	517,039.58
200	9101	HIGH SCHOOL ART CLUB	93.76	.00	.00	.00	.00	93.76
200	9102	HIGH SCHOOL DRAMA CLUB	14,103.46	12,707.00	19,686.00	.00	5,964.52	27,824.94
200	9103	HIGH SCHOOL MATH CLUB	52.70	.00	.00	.00	.00	52.70
200	9104	HIGH SCHOOL LEADERSHIP CO	453.66	.00	2,806.00	.00	2,984.50	275.16
200	9105	HIGH SCHOOL FRENCH CLUB	131.67	.00	240.00	.00	194.30	177.37
200	9107	HIGH SCHOOL SPANISH CLUB	751.60	.00	780.00	24.90	766.63	764.97
200	9108	HIGH SCHOOL LEO CLUB	3,122.40	.00	1,556.06	.00	1,729.58	2,948.88
200	9114	HIGH SCHOOL STUDENT COUNC	3,027.08	57.00	461.41	.00	279.79	3,208.70
200	9115	HIGH SCHOOL KEY CLUB	1,849.02	.00	365.50	.00	446.90	1,767.62
200	9116	HIGH SCHOOL CHESS CLUB	271.00	50.00	50.00	.00	.00	321.00
200	9119	HIGH SCHOOL YEARBOOK FUND	39,285.55	560.00	8,115.00	675.00	4,372.41	43,028.14
200	9120	HIGH SCHOOL JOURNALISM FU	1,089.44	3,323.00	3,323.00	.00	72.00	4,340.44
200	9121	HIGH SCHOOL NATIONAL HONO	655.94	39.00	2,066.07	1,330.63	2,780.80	58.79

Processing Month: March 2017

(FINGUM)

LEXINGTON LOCAL SCHOOLS

Fnd	Sec	Description	Beginning Balance	MTD Revenues	FYTD Revenues	MTD Expenditures	FYTD Expenditures	Current Available Balance
200	9160	HIGH SCHOOL GERMAN CLUB	45.00	.00	.00	.00	45.00	.00
200	9201	JUNIOR HIGH ART CLUB	113.99	116.89	275.64	.00	.00	389.63
200	9204	JUNIOR HIGH STUDENT COUNC	29.54	.00	610.00	.00	454.04	185.50
200	9205	JUNIOR HIGH LIBRARY CLUB	77.65	.00	553.50	.00	.00	631.15
200	9301	EASTERN ELEMENTARY STUDEN	479.41	.00	1,996.87	370.00	1,929.78	546.50
200	9401	CENTRAL ELEMENTARY STUDEN	382.69	.00	.00	.00	.00	382.69
200	9611	HIGH SCHOOL INFORMED TEEN	842.26	.00	53.63	.00	.00	788.63
200	9612	JUNIOR HIGH INFORMED TEEN	24.67	6.72	117.55	.00	.00	142.22
300	9115	JAZZ BAND	1,569.81	2,438.00	2,438.00	1,680.00	1,680.00	2,327.81
300	9116	CHOIR	1,159.80	.00	50.00	.00	90.68	1,119.12
300	9206	JUNIOR HIGH PHYS ED DEPAR	2,413.17	300.00	2,380.00	655.26	2,313.29	2,479.88
300	9210	JR HIGH INSTRUMENTAL	41.03	.00	.00	.00	.00	41.03
300	9600	ATHLETIC FUND	19,748.85	8,769.00	226,224.85	17,998.44	220,989.98	24,983.72
300	9602	ORCHESTRA	63.22	.00	.00	.00	.00	63.22
300	9603	ELEMENTARY MUSIC	1,139.88	.00	.00	.00	.00	1,139.88
300	9605	BAND	232.95	.00	.00	.00	.00	232.95
451	9017	Network Connectivity FY 2	.00	4,500.00	9,000.00	.00	9,000.00	.00
516	9016	IDEA-B SPECIAL EDUCATION	14,415.99	.00	5,900.81	.00	20,316.80	.00
516	9017	IDEA-B SPECIAL EDUCATION	.00	32,467.59	254,416.83	27,702.33	279,042.48	24,625.65
572	9016	TITLE I FY16	6,969.06	.00	33,805.44	.00	40,774.50	.00
572	9017	TITLE I FY17	.00	28,698.49	187,635.78	29,473.41	194,389.51	6,753.73
587	9017	EARLY CHILDHOOD SPECIAL E	.00	.00	1,362.32	.00	1,362.32	.00
590	9017	TITLE II-A IMPROVING TEAC	.00	.00	36,489.90	3,082.47	41,215.59	4,725.69
Grand Total All Funds			10,137,794.81	5,791,925.79	24353,258.42	2,420,474.37	22894,795.90	11596,257.33
Total Invested Funds			.00					

SCHOOL DISTRICT: LEXINGTON LOCAL SCHOOLS

IRN # 049437

COUNTY: RICHLAND

FISCAL YEAR: 2017 MONTH: 03

	MONTHLY ESTIMATE	MONTHLY ACTUAL	MONTHLY DIFFERENCE	FISCAL YTD ESTIMATE	FISCAL YTD ACTUAL	FISCAL YTD DIFFERENCE
REVENUES						
01.010 General Property (Real Estate)	3,300,000	4,022,163	722,163	9,200,000	9,503,731	303,731
01.020 Tangible Personal Property Tax	23,000	27,961	4,961	223,000	246,652	23,652
01.030 Income Tax	0	0	0	0	0	0
01.035 Unrestricted Grants-in-Aid	815,000	813,527	1,473-	7,330,000	7,550,520	220,520
01.040 Restricted Grants-in-Aid	27,000	6,320	20,680-	62,600	57,197	5,403-
01.045 Restricted Grants-in-Aid - SFSF	0	0	0	0	0	0
01.050 Property Tax Allocation	0	49,798	49,798	874,000	935,437	61,437
01.060 All Other Operating Revenue	30,000	38,649	8,649	262,500	489,682	227,182
01.070 Total Revenue	4,195,000	4,958,418	763,418	17,952,100	18,783,219	831,119
OTHER FINANCING SOURCES						
02.010 Proceeds from Sale of Notes	0	0	0	0	0	0
02.020 State Emergency Loans & Advancements (Approved)	0	0	0	0	0	0
02.040 Operating Transfers-In	0	0	0	0	0	0
02.050 Advances-In	0	0	0	0	0	0
02.060 All Other Financing Sources	1,000	0	1,000-	66,000	44,985	21,015-
02.070 Total Other Financing Sources	1,000	0	1,000-	66,000	44,985	21,015-
02.080 Total Revenues and Other Financing Sources	4,196,000	4,958,418	762,418	18,018,100	18,828,204	810,104
EXPENDITURES						
03.010 Personal Services	1,100,000	1,033,727	66,273-	9,247,695	8,972,939	274,756-
03.020 Employees' Retirement/Insurance Benefits	465,000	487,790	22,790	4,200,000	4,191,351	8,649-
03.030 Purchased Services	280,000	257,226	22,774-	2,510,000	2,646,045	136,045
03.040 Supplies and Materials	35,000	37,230	2,230	590,000	601,650	11,650
03.050 Capital Outlay	19,000	2,535	16,465-	110,920	87,861	23,059-
03.060 Intergovernmental	0	0	0	0	0	0
04.010 Debt Service: All Principal (Historical)	0	0	0	0	0	0
04.020 Debt Service: Principal - Notes	0	0	0	0	0	0
04.030 Debt Service: Principal - State Loans	0	0	0	0	0	0
04.040 Debt Service: Principal - State Advancements	0	0	0	0	0	0
04.050 Debt Service: Principal - HB 264 Loans	0	0	0	0	0	0
04.055 Debt Service: Principal - Other	0	0	0	0	0	0
04.060 Debt Service: Interest and Fiscal Charges	0	0	0	0	0	0
04.300 Other Objects	25,000	16,752	8,248-	171,000	163,055	7,945-
04.500 Total Expenditures	1,924,000	1,835,260	88,740-	16,829,615	16,662,901	166,714-
OTHER FINANCING USES						
05.010 Operating Transfers - Out	0	0	0	0	300,000	300,000
05.020 Advances - Out	0	0	0	0	0	0
05.030 All Other Financing Uses	0	0	0	0	0	0
05.040 Total Other Financing Uses	0	0	0	0	300,000	300,000
05.050 Total Expenditure and Other Financing Uses	1,924,000	1,835,260	88,740-	16,829,615	16,962,901	133,286
06.010 Excess Rev & Oth Financing Sources over(under) Exp &	2,272,000	3,123,158	851,158	1,188,485	1,865,303	676,818
07.010 Beginning Cash Balance	7,938,679	7,764,339	174,340-	9,022,194	9,022,194	0
07.020 Ending Cash Balance	10,210,679	10,887,497	676,818	10,210,679	10,887,497	676,818
08.010 Outstanding Encumbrances	800,000	927,810	127,810	800,000	927,810	127,810

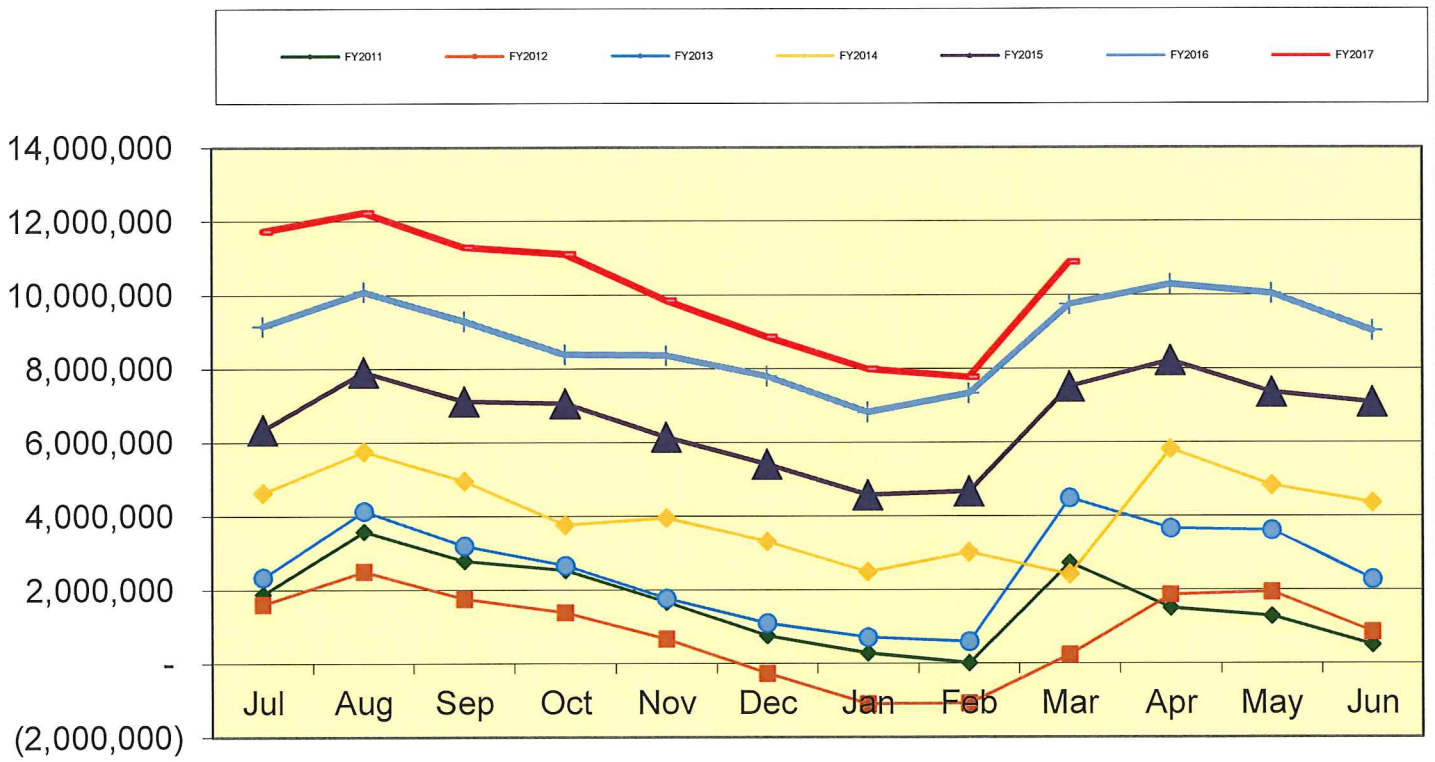
SCHOOL DISTRICT: LEXINGTON LOCAL SCHOOLS TRN # 049437 COUNTY: RICHLAND FISCAL YEAR: 2017 QUARTER: 3

	QUARTERLY ESTIMATE	QUARTERLY ACTUAL	QUARTERLY DIFFERENCE	FISCAL YTD ESTIMATE	FISCAL YTD ACTUAL	FISCAL YTD DIFFERENCE
REVENUES						
01.010 General Property (Real Estate)	4,600,000	4,802,967	202,967	9,200,000	9,503,731	303,731
01.020 Tangible Personal Property Tax	23,000	27,961	4,961	223,000	246,652	23,652
01.030 Income Tax	0	0	0	0	0	0
01.035 Unrestricted Grants-in-Aid	2,445,000	2,507,932	62,932	7,330,000	7,550,520	220,520
01.040 Restricted Grants-in-Aid	36,300	18,575	17,725-	62,600	57,197	5,403-
01.045 Restricted Grants-in-Aid - SFSF	0	0	0	0	0	0
01.050 Property Tax Allocation	0	49,798	49,798	874,000	935,437	61,437
01.060 All Other Operating Revenue	100,000	186,082	86,082	262,500	489,682	227,182
01.070 Total Revenue	7,204,300	7,593,315	389,015	17,952,100	18,783,219	831,119
OTHER FINANCING SOURCES						
02.010 Proceeds from Sale of Notes	0	0	0	0	0	0
02.020 State Emergency Loans & Advancements (Approved)	0	0	0	0	0	0
02.040 Operating Transfers-In	0	0	0	0	0	0
02.050 Advances-In	0	0	0	0	0	0
02.060 All Other Financing Sources	16,000	890	15,110-	66,000	44,985	21,015-
02.070 Total Other Financing Sources	16,000	890	15,110-	66,000	44,985	21,015-
02.080 Total Revenues and Other Financing Sources	7,220,300	7,594,205	373,905	18,018,100	18,828,204	810,104
EXPENDITURES						
03.010 Personal Services	3,217,565	3,066,124	151,441-	9,247,695	8,972,939	274,756-
03.020 Employees' Retirement/Insurance Benefits	1,395,000	1,467,239	72,239	4,200,000	4,191,351	8,649-
03.030 Purchased Services	880,000	896,629	16,629	2,510,000	2,646,045	136,045
03.040 Supplies and Materials	110,000	109,140	860-	590,000	601,650	11,650
03.050 Capital Outlay	56,000	3,169	52,831-	110,920	87,861	23,059-
03.060 Intergovernmental	0	0	0	0	0	0
04.010 Debt Service: All Principal (Historical)	0	0	0	0	0	0
04.020 Debt Services: Principal - Notes	0	0	0	0	0	0
04.030 Debt Service: Principal - State Loans	0	0	0	0	0	0
04.040 Debt Services: Principal - State Advancements	0	0	0	0	0	0
04.050 Debt Service: Principal - HB 264 Loans	0	0	0	0	0	0
04.055 Debt Services: Principal - Other	0	0	0	0	0	0
04.060 Debt Service: Interest and Fiscal Charges	0	0	0	0	0	0
04.300 Other Objects	38,500	25,566	12,934-	171,000	163,055	7,945-
04.500 Total Expenditures	5,697,065	5,567,867	129,198-	16,829,615	16,662,901	166,714-
OTHER FINANCING USES						
05.010 Operating Transfers - Out	0	0	0	0	300,000	300,000
05.020 Advances - Out	0	0	0	0	0	0
05.030 All Other Financing Uses	0	0	0	0	0	0
05.040 Total Other Financing Uses	0	0	0	0	300,000	300,000
05.050 Total Expenditure and Other Financing Uses	5,697,065	5,567,867	129,198-	16,829,615	16,962,901	133,286
06.010 Excess Rev & Oth Financing Sources over(under) Exp &	1,523,235	2,026,338	503,103	1,188,485	1,865,303	676,818
07.010 Beginning Cash Balance	8,687,444	8,861,159	173,715	9,022,194	9,022,194	0
07.020 Ending Cash Balance	10,210,679	10,887,497	676,818	10,210,679	10,887,497	676,818
08.010 Outstanding Encumbrances	800,000	927,810	127,810	800,000	927,810	127,810

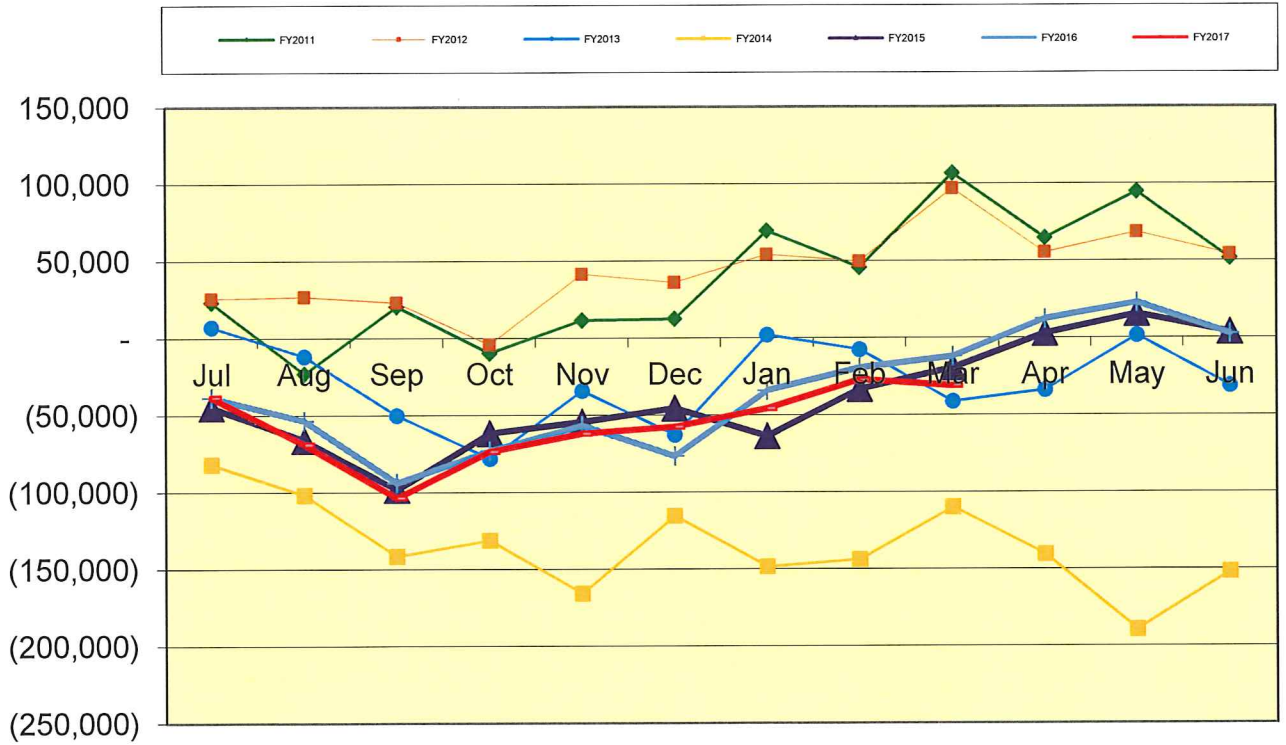
**LEXINGTON LOCAL SCHOOL DISTRICT
GENERAL FUND ONLY 2016-17
SUMMARY OF RECEIPTS AND EXPENDITURES - FIVE YEAR FORECAST FORMAT**

LINE 7.010	BEGINNING CASH BALANCE		\$ 9,022,194		
	3/31/2017	FISCAL	FISCAL	VARIANCE	PERCENT
		YEAR TO DATE	YEAR TO DATE	Estimate vs.	of
	REVENUES	Estimate	Actual	Actual	VARIANCE
LINE 1.010	Real Estate Tax	\$ 9,200,000	\$ 9,503,731	\$303,731	3.30%
LINE 1.020	Personal Property Tax	\$ 223,000	\$ 246,652	\$23,652	10.61%
LINE 1.030	Income Tax	\$ -	\$ -	\$0	
LINE 1.035	State Funding	\$ 7,330,000	\$ 7,550,520	\$220,520	3.01%
LINE 1.040	Career Tech / Economic Disadv.	\$ 62,600	\$ 57,197	(\$5,403)	-8.63%
LINE 1.050	Property Tax Allocation	\$ 874,000	\$ 935,437	\$61,437	7.03%
LINE 1.060	Other Operating Revenue	\$ 262,500	\$ 489,682	\$227,182	86.55%
LINE 1.070	TOTAL REVENUE	\$ 17,952,100	\$ 18,783,219	\$831,119	4.63%
			\$ -		
LINE 2.01	Proceeds from Notes	\$ -	\$ -	\$0	
LINE 2.04	Transfers In	\$ -	\$ -	\$0	
LINE 2.050	Advances In	\$ -	\$ -	\$0	#DIV/0!
LINE 2.060	Other Financing Sources	\$ 66,000	\$ 44,985	(\$21,015)	-31.84%
LINE 2.070	TOTAL OTHER SOURCES	\$ 66,000	\$ 44,985	(\$21,015)	-31.84%
LINE 2.080	TOTAL REVENUES & Sources	\$ 18,018,100	\$ 18,828,204	\$810,104	4.50%
	EXPENSES				
LINE 3.010	Salaries	\$ 9,247,695	\$ 8,972,939	\$274,756	2.97%
LINE 3.020	Retirement and Benefits	\$ 4,200,000	\$ 4,191,351	\$8,649	0.21%
LINE 3.030	Purchased Services	\$ 2,510,000	\$ 2,646,045	(\$136,045)	-5.42%
LINE 3.040	Supplies and Materials	\$ 590,000	\$ 601,650	(\$11,650)	-1.97%
LINE 3.050	Capital Outlay and Equipment	\$ 110,920	\$ 87,861	\$23,059	20.79%
LINE 3.06	INTERGOVERNMENTAL	\$ -	\$ -	\$0	
LINE 4.020	DEBT SERVICE - Notes	\$ -	\$ -	\$0	
LINE 4.060	DEBT SERVICE - Interest charges	\$ -	\$ -	\$0	
LINE 4.300	Other Objects	\$ 171,000	\$ 163,055	\$7,945	4.65%
LINE 4.500	TOTAL EXPENDITURES	\$ 16,829,615	\$ 16,662,901	\$166,714	0.99%
LINE 5.00	TRANSFERS OUT	\$ -	\$ 300,000	(\$300,000)	
LINE 5.02	ADVANCES OUT	\$ -	\$ -	\$0	
LINE 5.03	ALL OTHER USES	\$ -	\$ -	\$0	
LINE 5.040	TOTAL OTHER USES	\$ -	\$ 300,000	(\$300,000)	
LINE 5.050	TOTAL EXPENDITURES & USES	\$ 16,829,615	\$ 16,962,901	(\$133,286)	-0.79%
		Estimate	Actual	Variance	
LINE 6.010	REVENUES OVER EXPENSES	\$ 1,188,485	\$ 1,865,303	\$676,818	
LINE 7.020	ENDING CASH BALANCE	\$ 10,210,679	\$ 10,887,497	\$676,818	
	Less Reserves	\$ (87,929)	\$ (87,929)	\$ -	
LINE 8.010	Less Outstanding Encumbrances	\$ (800,000)	\$ (927,810)	\$ (127,810)	15.98%
LINE 15.010	Unreserved Fund Balance	\$ 9,322,750	\$ 9,871,758	\$549,008	5.89%
		Estimate	Actual	Benchmark Yr. End	
	Salaries/Benefits as % of Revenue	74.9%	70.1%	80.1% or below	
	True Days Cash - Calendar Days on which can operate	152	159	90 or above optimal	

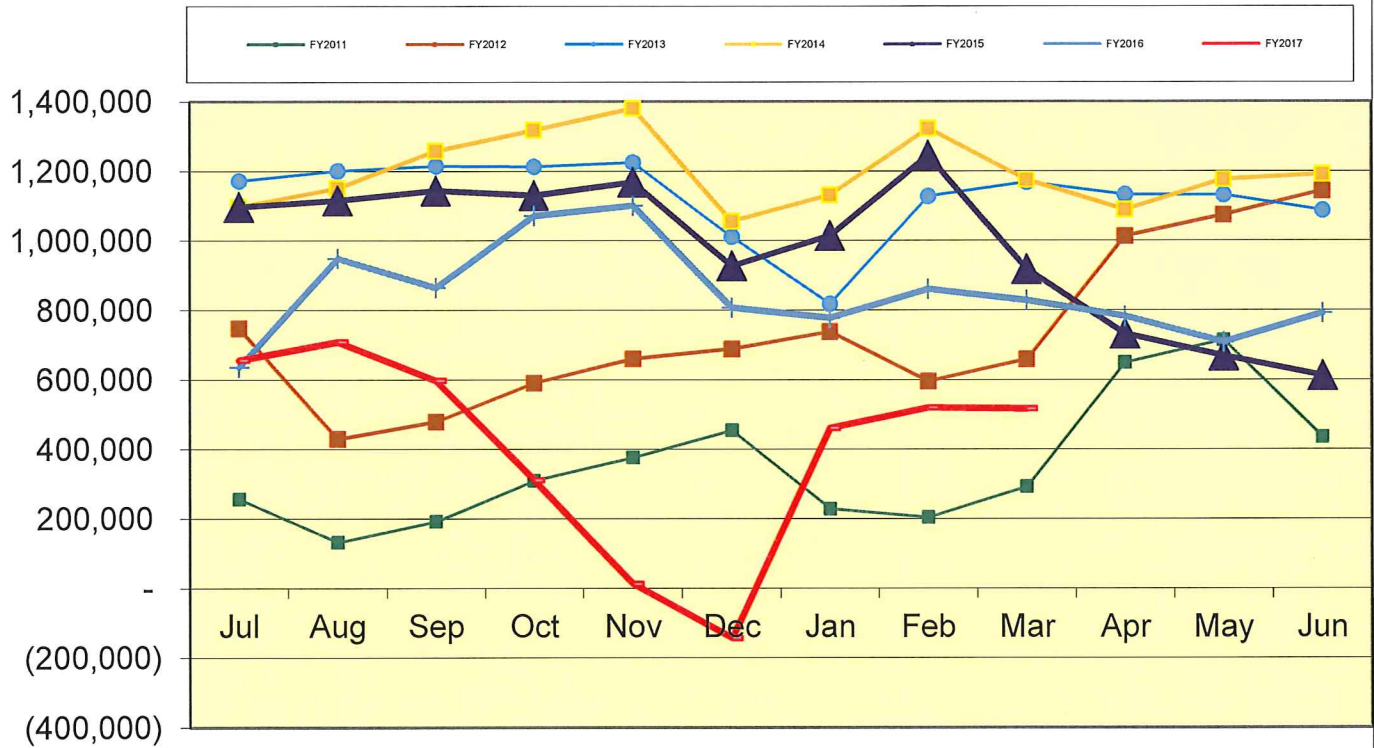
Lexington Local Schools General Fund Cash Balance



Lexington Local Schools Food Service Fund Cash Balance



Lexington Local Schools Employee Benefits Fund Cash Balance



Lexington Local Schools

Permanent Improvement Fund
3/31/2017

	Budgeted Amount	Actual Fiscal Year Expended	Current Encumbrances	Expenses / Encumbrances Over/Under Estimate	Remaining Estimated PI Project Costs
Instruction and Administration					
Algebra II Books (85)	\$ 10,543.08	\$ 10,543.40	\$ -	(\$0.32)	\$0.00
American History Books (60)	\$ 7,770.00	\$ -	\$ -	\$7,770.00	\$7,770.00
24 Walkie Talkies (all bldgs/transportation)	\$ 6,888.00	\$ 6,888.00	\$ -	\$0.00	\$0.00
Eastern Go Math	\$ 2,745.25	\$ 2,745.25	\$ -	\$0.00	\$0.00
PK-3 Educational Kits (Western)	\$ 2,135.00	\$ 1,945.00	\$ -	\$190.00	\$0.00
Biology Textbooks (17)	\$ 1,757.35	\$ 1,838.04	\$ -	(\$80.69)	\$0.00
Western Laminator	\$ 1,895.00	\$ 1,895.00	\$ -	\$0.00	\$0.00
Keyboards for HS/Eastern Choir Rooms	\$ 3,579.50	\$ 3,579.50	\$ -	\$0.00	\$0.00
Eastern Replacement Slide	\$ 4,010.00	\$ 4,010.00	\$ -	\$0.00	\$0.00
Central Student Chairs (20)	\$ 556.60	\$ 550.40	\$ -	\$6.20	\$0.00
Western 2nd Grade Resource Books	\$ 486.47	\$ 577.00	\$ -	(\$90.53)	\$0.00
JH PE Equipment	\$ 596.56	\$ 596.55	\$ -	\$0.01	\$0.00
HS Business Text/Software	\$ 3,286.53	\$ 3,286.53	\$ -	\$0.00	\$0.00
Eastern Tables (5)	\$ 1,580.35	\$ 1,580.35	\$ -	\$0.00	\$0.00
Western Music Curriculum	\$ 5,170.00	\$ 4,970.00	\$ -	\$200.00	\$0.00
Western 4-Drawer File	\$ 800.00	\$ 799.98	\$ -	\$0.02	\$0.00
Central Music	\$ 561.08	\$ 561.02	\$ -	\$0.06	\$0.00
Western PK Chairs/Equipment	\$ 2,887.12	\$ 3,239.94	\$ -	(\$352.82)	\$0.00
Western Kindergarten Literacy Curriculum	\$ 2,659.60	\$ 2,659.60	\$ -	\$0.00	\$0.00
Central Kindergarten Literacy Curriculum	\$ 4,632.50	\$ 4,632.50	\$ -	\$0.00	\$0.00
Eastern Table	\$ 316.07	\$ 316.07	\$ -	\$0.00	\$0.00
Central Cellos/Rack	\$ 3,855.00	\$ 3,815.00	\$ -	\$40.00	\$0.00
Eastern PA System	\$ 3,943.98	\$ 3,943.98	\$ -	\$0.00	\$0.00
Eastern M48 Manhasset Stands	\$ 2,380.00	\$ 2,380.00	\$ -	\$0.00	\$0.00
Maintenance					
Western Pick-Up Area Awnings	\$ 3,000.00	\$ 1,340.00	\$ -	\$1,660.00	\$0.00
Maintenance Truck	\$ 39,000.00	\$ 38,530.15	\$ -	\$469.85	\$0.00
Eastern Chiller Project	\$ 100,000.00	\$ 100,000.00	\$ -	\$0.00	\$0.00
Eastern Roof Project	\$ 97,681.00	\$ 97,681.00	\$ -	\$0.00	\$0.00
JH Cafeteria Chair Lift	\$ 16,000.00	\$ 16,000.00	\$ -	\$0.00	\$0.00
JH Wheelchair Ramps	\$ 16,680.68	\$ -	\$ 16,680.68	\$0.00	\$0.00
Transportation					
New buses	\$ 190,000.00	\$ 189,036.00	\$ -	\$964.00	\$0.00
Technology					
Computers, servers, tech equip., etc.	\$ 150,000.00	\$ 146,663.16	\$ -	\$3,336.84	\$3,336.84
Food Service					
PaySchools Quik Lunch Conversion	\$ 4,325.00	\$ -	\$ 4,325.00	\$0.00	\$0.00
Athletics and Student Activities					
3 Scoreboards	\$ 17,100.00	\$ 17,100.00	\$ -	\$0.00	\$0.00
Track Equipment	\$ 1,750.00	\$ -	\$ -	\$1,750.00	\$1,750.00
Marching Band Equipment	\$ 2,192.15	\$ 2,247.15	\$ -	(\$55.00)	\$0.00
Football Press Box Windows Replacement	\$ 4,272.00	\$ 4,172.00	\$ -	\$100.00	\$0.00
HS Athletics Uniforms/Equipment	\$ -	\$ -	\$ -	\$0.00	\$0.00
Fees					
Tax Collection Fees	\$ 14,500.00	\$ 6,009.04	\$ -	\$8,490.96	\$8,490.96
Totals					
	\$ 731,535.87	\$ 686,131.61	\$ 21,005.68	\$24,398.58	\$21,347.80
Total Budgeted	\$ 731,535.87				
Actual Cash Balance 7/1/16	\$ 117,720.48				
Revenues FY17 - Taxes from levy	\$ 600,241.57				
Expenditures FY17	\$ (686,131.61)				
Current Cash Balance	\$31,830.44				
Current Encumbrances	\$ (21,005.68)				
Available Balance	\$10,824.76				
Remaining Estimated Revenues FY17 - Taxes from levy	\$ 74,758.43				
Less: Remaining Estimated PI Project Costs	(\$21,347.80)				
6/30/17 Estimated Carryover	\$ 64,235.39				

Lexington Local Schools

Food Service Fund 2016-17 vs. 2015-2016 vs. 2014-2015

							Beginning Balance 7/1/16	\$ 2,553
2016-2017 Through 3/31/17								
<i>Revenues</i>	District-Wide	High School	Junior High	Eastern	Central	Western	Total	
Student Type A, Ezpay, Misc	\$ -	\$ 80,185	\$ 35,618	\$ 35,822	\$ 30,265	\$ 27,186	\$ 209,076	
Student Break, Milk & A La Carte	\$ -	\$ 50,515	\$ 14,294	\$ 8,795	\$ 4,641	\$ 4,703	\$ 82,948	
Adult & Misc revenues	\$ 19,086	\$ 5,643	\$ 1,138	\$ 1,882	\$ 1,910	\$ 977	\$ 30,636	
State Reimb	\$ -	\$ 1,309	\$ 967	\$ 1,480	\$ 1,138	\$ 797	\$ 5,691	
Federal Reimb	\$ -	\$ 48,773	\$ 37,609	\$ 55,740	\$ 42,999	\$ 31,032	\$ 216,153	
Total Revenues	\$ 19,086	\$ 186,425	\$ 89,626	\$ 103,719	\$ 80,953	\$ 64,695	\$ 544,504	
<i>Expenses</i>								
Wages	\$ 35,120	\$ 89,219	\$ 41,310	\$ 28,050	\$ 25,877	\$ 24,699	\$ 244,275	
Severance	\$ -	\$ -	\$ -	\$ -	\$ -	\$ -	\$ -	
Retirement	\$ 8,397	\$ 19,140	\$ 6,861	\$ 7,764	\$ 4,974	\$ 4,044	\$ 51,180	
Medical	\$ 18,298	\$ 33,078	\$ 20,775	\$ 22,052	\$ 1,839	\$ -	\$ 96,042	
Life, Dent, MC, WC	\$ 1,133	\$ 2,948	\$ 1,771	\$ 1,207	\$ 656	\$ 466	\$ 8,181	
Purch Serv, Repairs, Phone, Poste	\$ 2,871	\$ 6,854	\$ 1,149	\$ 538	\$ 812	\$ 538	\$ 12,762	
Supplies	\$ 4,598	\$ -	\$ -	\$ -	\$ -	\$ -	\$ 4,598	
Food Costs	\$ -	\$ 66,784	\$ 26,296	\$ 43,383	\$ 12,982	\$ 11,786	\$ 161,231	
Equipment	\$ -	\$ -	\$ -	\$ -	\$ -	\$ -	\$ -	
Other Costs	\$ -	\$ -	\$ -	\$ -	\$ -	\$ -	\$ -	
Total Expenses	\$ 70,417	\$ 218,023	\$ 98,162	\$ 102,994	\$ 47,140	\$ 41,533	\$ 578,269	
Net Gain (Loss)	\$ (51,331)	\$ (31,598)	\$ (8,536)	\$ 725	\$ 33,813	\$ 23,162	\$ (33,765)	
							Ending Cash Balance 3/31/17	\$ (31,212)

							Beginning Balance 7/1/15	\$ 3,707
2015-2016 Through 3/31/16								
<i>Revenues</i>	District-Wide	High School	Junior High	Eastern	Central	Western	Total	
Student Type A, Ezpay, Misc	\$ -	\$ 92,618	\$ 34,406	\$ 34,422	\$ 27,178	\$ 26,580	\$ 215,204	
Student Break, Milk & A La Carte	\$ -	\$ 55,844	\$ 13,640	\$ 8,189	\$ 5,590	\$ 5,335	\$ 88,598	
Adult & Misc revenues	\$ 6,034	\$ 5,660	\$ 1,240	\$ 2,178	\$ 1,689	\$ 984	\$ 17,785	
State Reimb	\$ -	\$ -	\$ -	\$ -	\$ -	\$ -	\$ -	
Federal Reimb	\$ -	\$ 53,388	\$ 32,609	\$ 45,524	\$ 45,627	\$ 30,895	\$ 208,043	
Total Revenues	\$ 6,034	\$ 207,510	\$ 81,895	\$ 90,313	\$ 80,084	\$ 63,794	\$ 529,630	
<i>Expenses</i>								
Wages	\$ 34,068	\$ 76,589	\$ 44,778	\$ 35,448	\$ 24,484	\$ 24,405	\$ 239,772	
Severance	\$ -	\$ -	\$ -	\$ -	\$ -	\$ -	\$ -	
Retirement	\$ 8,159	\$ 17,449	\$ 7,399	\$ 7,206	\$ 5,849	\$ 5,637	\$ 51,699	
Medical	\$ 14,896	\$ 26,927	\$ 19,085	\$ 17,952	\$ -	\$ -	\$ 78,860	
Life, Dent, MC, WC	\$ 890	\$ 2,252	\$ 1,526	\$ 1,029	\$ 396	\$ 343	\$ 6,436	
Purch Serv, Repairs, Phone, Poste	\$ 2,865	\$ 1,042	\$ 1,016	\$ 984	\$ 588	\$ 588	\$ 7,083	
Supplies	\$ 2,871	\$ -	\$ -	\$ -	\$ -	\$ -	\$ 2,871	
Food Costs	\$ -	\$ 70,379	\$ 25,539	\$ 39,560	\$ 12,819	\$ 10,365	\$ 158,662	
Equipment	\$ -	\$ -	\$ -	\$ -	\$ -	\$ -	\$ -	
Other Costs	\$ -	\$ -	\$ -	\$ -	\$ -	\$ -	\$ -	
Total Expenses	\$ 63,749	\$ 194,638	\$ 99,343	\$ 102,179	\$ 44,136	\$ 41,338	\$ 545,383	
Net Gain (Loss)	\$ (57,715)	\$ 12,872	\$ (17,448)	\$ (11,866)	\$ 35,948	\$ 22,456	\$ (15,753)	
							Ending Cash Balance 3/31/16	\$ (12,046)

							Beginning Balance 7/1/14	\$ 842
2014-2015 Through 3/31/15								
<i>Revenues</i>	District-Wide	High School	Junior High	Eastern	Central	Western	Total	
Student Type A, Ezpay, Misc	\$ -	\$ 104,049	\$ 40,360	\$ 39,943	\$ 31,748	\$ 23,296	\$ 239,396	
Student Break, Milk & A La Carte	\$ -	\$ 59,546	\$ 18,241	\$ 7,406	\$ 5,395	\$ 4,956	\$ 95,544	
Adult & Misc revenues	\$ 2,662	\$ 2,708	\$ 1,894	\$ 1,873	\$ 1,864	\$ 788	\$ 11,789	
State Reimb	\$ -	\$ 1,007	\$ 833	\$ 1,086	\$ 958	\$ 646	\$ 4,530	
Federal Reimb	\$ -	\$ 49,534	\$ 30,712	\$ 39,635	\$ 35,388	\$ 28,499	\$ 183,768	
Total Revenues	\$ 2,662	\$ 216,844	\$ 92,040	\$ 89,943	\$ 75,353	\$ 58,185	\$ 535,027	
<i>Expenses</i>								
Wages	\$ 33,190	\$ 85,216	\$ 42,642	\$ 33,032	\$ 20,667	\$ 26,040	\$ 240,787	
Severance	\$ -	\$ -	\$ -	\$ -	\$ -	\$ -	\$ -	
Retirement	\$ 8,428	\$ 21,936	\$ 9,733	\$ 8,769	\$ 6,626	\$ 6,180	\$ 61,672	
Medical	\$ 14,271	\$ 27,926	\$ 13,280	\$ 17,198	\$ 5,321	\$ 2,128	\$ 80,124	
Life, Dent, MC, WC	\$ 1,071	\$ 2,902	\$ 1,689	\$ 1,271	\$ 787	\$ 639	\$ 8,359	
Purch Serv, Repairs, Phone, Poste	\$ 3,105	\$ 1,911	\$ 3,381	\$ 1,299	\$ 1,016	\$ 597	\$ 11,309	
Supplies	\$ 2,495	\$ -	\$ -	\$ -	\$ -	\$ -	\$ 2,495	
Food Costs	\$ -	\$ 68,065	\$ 24,534	\$ 42,195	\$ 8,631	\$ 7,275	\$ 150,700	
Equipment	\$ -	\$ -	\$ -	\$ -	\$ -	\$ -	\$ -	
Other Costs	\$ -	\$ -	\$ -	\$ -	\$ -	\$ -	\$ -	
Total Expenses	\$ 62,560	\$ 207,956	\$ 95,259	\$ 103,764	\$ 43,048	\$ 42,859	\$ 555,446	
Net Gain (Loss)	\$ (59,898)	\$ 8,888	\$ (3,219)	\$ (13,821)	\$ 32,305	\$ 15,326	\$ (20,419)	
							Ending Cash Balance 3/31/15	\$ (19,577)

Check#	Check Date	Org Sta	Vendor Paid	Check Amount	Status Date
078881	03/03/2017	W/R	20th Century Lanes	12.00	03/10/2017
078882	03/03/2017	W/R	OAT & CCC	109.00	03/07/2017
078883	03/03/2017	W/R	LONG, ROGER	40.00	03/07/2017
078884	03/03/2017	W/R	HEATH, ANDREW	80.00	03/03/2017
078885	03/03/2017	W/R	IMPERIAL AUTISM CONNECTIONS	480.00	03/08/2017
078886	03/03/2017	B/R	GALION HIGH SCHOOL (AD)	916.00	03/07/2017
078887	03/06/2017	W/R	SEYBERT, BRIAN	80.00	03/14/2017
078888	03/06/2017	W/R	RIDENOUR, CHARLIE	160.00	03/20/2017
078889	03/06/2017	W/R	STINEHELPER, ERIC	104.70	03/10/2017
078890	03/06/2017	W/R	CZERNEWSKI, GERALD	160.00	03/10/2017
078891	03/06/2017	W/R	RUTH, JAMES WILSON	80.00	03/21/2017
078892	03/06/2017	W/R	SUPON, JOHN	80.00	03/16/2017
078893	03/06/2017	W/R	MOORE, MOLLY	80.00	03/14/2017
078894	03/06/2017	W/R	FRANK, RONALD J	164.80	03/13/2017
078895	03/06/2017	W/R	BOWERS, RYAN	80.00	03/15/2017
078896	03/06/2017	W/R	HOEPF, RYAN	80.00	03/27/2017
078897	03/06/2017	W/R	BOGARD, TERRY	82.30	03/14/2017
078898	03/07/2017	W/R	A.B.L.E.	456.25	03/15/2017
078899	03/07/2017	W/R	ACE HARDWARE	72.92	03/14/2017
078900	03/07/2017	W/R	ADVANCED TURF SOLUTIONS	87.50	03/14/2017
078901	03/07/2017	W/R	NICKLES BAKERY	830.47	03/16/2017
078902	03/07/2017	W/R	SHELDON, AMANDA	215.00	03/13/2017
078903	03/07/2017	W/R	LITTLE, ANDY J	125.00	03/29/2017
078904	03/07/2017	W/R	RUSH, ANNETTE	182.78	03/13/2017
078905	03/07/2017	W/R	APPERSON	405.02	03/15/2017
078906	03/07/2017	W/R	AWARDSMITH	86.85	03/20/2017
078907	03/07/2017	W/R	BRIDGEWAY ACADEMY	4,200.00	03/14/2017
078908	03/07/2017	W/R	CDW-G	208.94	03/14/2017
078909	03/07/2017	W/R	CenturyLink	1,372.39	03/15/2017
078910	03/07/2017	W/R	RIDENOUR, CHARLIE	80.00	03/20/2017
078911	03/07/2017	W/R	MARTIN, CHRISTINA D	125.00	03/13/2017
078912	03/07/2017	W/W	COWLES, CINDY	902.59	
078913	03/07/2017	W/R	CLEARWATER SYSTEMS	29.90	03/16/2017
078914	03/07/2017	W/R	COLES ENERGY, INC.	757.70	03/14/2017
078915	03/07/2017	W/R	COMMERCIAL PARTS & SERVICE	92.33	03/14/2017
078916	03/07/2017	W/R	CULLIGAN QUALITY WATER	37.00	03/14/2017
078917	03/07/2017	W/R	MONCHER, DAN	86.00	03/20/2017
078918	03/07/2017	W/R	LINDSLEY, DANIEL B	87.00	03/14/2017
078919	03/07/2017	W/R	DECKER DEPOT PARTY SHOPPE	120.00	03/20/2017
078920	03/07/2017	W/R	MARIKIS, DENNIS	10,800.00	03/14/2017
078921	03/07/2017	W/R	DRAIN PRO	185.00	03/20/2017
078922	03/07/2017	W/R	JEFFRIES, DREW T	150.00	03/13/2017
078923	03/07/2017	W/R	FRIENDLY HOUSE	8,600.00	03/14/2017
078924	03/07/2017	W/R	FURBAY/MANSFIELD ELECTRIC	745.82	03/13/2017
078925	03/07/2017	W/R	G & L SUPPLY CO.	257.29	03/14/2017
078926	03/07/2017	W/R	GANDERT DOOR COMPANY	95.00	03/14/2017
078927	03/07/2017	W/R	GEYER'S MARKET'S, INC.	286.58	03/13/2017
078928	03/07/2017	W/R	GRAINGER	424.97	03/15/2017
078929	03/07/2017	W/R	HD SUPPLY FACILITIES	68.86	03/14/2017
078930	03/07/2017	W/R	HEALTHCARE BILLING SERVICES	825.70	03/13/2017
078931	03/07/2017	W/R	HEINEMANN	4,060.25	03/14/2017
078932	03/07/2017	W/R	SWETLIC, JANICE	390.00	03/14/2017

Check#	Check Date	Org Sta	Vendor Paid	Check Amount	Status Date
078933	03/07/2017	W/R	WEIDIG, KATHY	530.30	03/09/2017
078934	03/07/2017	W/R	McPEEK, KRISTEN	30.00	03/20/2017
078935	03/07/2017	W/R	LEXINGTON LOCAL SCHOOLS	636.50	03/10/2017
078936	03/07/2017	W/R	LOFT VIOLIN SHOP	1,095.00	03/14/2017
078937	03/07/2017	W/R	TOMELLEO, LOUIS MICHAEL	125.00	03/20/2017
078938	03/07/2017	W/R	LOWE'S HOME CENTER	18.03	03/15/2017
078939	03/07/2017	W/R	MANSFIELD AUTO PARTS	9,711.20	03/14/2017
078940	03/07/2017	W/R	MANSFIELD STRUCTURAL &	98.85	03/14/2017
078941	03/07/2017	W/R	WILLEKE, MARK	80.00	03/13/2017
078942	03/07/2017	W/R	MENARDS	544.21	03/24/2017
078943	03/07/2017	W/R	MINUTEMAN PRESS	140.91	03/13/2017
078944	03/07/2017	W/R	CLARK, MOLLY	220.34	03/28/2017
078945	03/07/2017	W/R	LYNCH, NATHAN	94.00	03/14/2017
078946	03/07/2017	W/R	NORTH CENTRAL OHIO ESC	1,323.00	03/14/2017
078947	03/07/2017	W/R	NOVA LUNA EDUC & CONSULTING	971.90	03/13/2017
078948	03/07/2017	W/R	O.E. MEYER COMPANY	32.28	03/20/2017
078949	03/07/2017	W/R	ORIENTAL TRADING COMPANY	191.75	03/14/2017
078950	03/07/2017	W/R	PHONAK LLC	2,535.39	03/20/2017
078951	03/07/2017	W/R	PLUMBMASTER, INC.	295.12	03/13/2017
078952	03/07/2017	W/R	QUENCH	38.00	03/14/2017
078953	03/07/2017	W/R	SMITH, RACHEL	174.42	03/09/2017
078954	03/07/2017	W/R	RICHLAND NEWHOPE CENTER	2,175.00	03/16/2017
078955	03/07/2017	W/R	STOLL, RITA	287.32	03/14/2017
078956	03/07/2017	W/R	RUMPKE	774.79	03/14/2017
078957	03/07/2017	W/R	SAM'S CLUB	444.36	03/15/2017
078958	03/07/2017	W/R	SCHOOL SPECIALTY INC.	58.07	03/13/2017
078959	03/07/2017	W/R	HOLLOWAY, SHEILA	360.00	03/13/2017
078960	03/07/2017	W/R	SIESEL DISTRIBUTING, LLC	1,944.00	03/14/2017
078961	03/07/2017	W/R	SMITHFOODS, INC	3,559.24	03/14/2017
078962	03/07/2017	W/R	STANDARD PLUMBING & HEATING CO	1,150.77	03/13/2017
078963	03/07/2017	W/R	THE LIBRARY STORE	428.39	03/14/2017
078964	03/07/2017	W/R	TREASURER, STATE OF OHIO	78.25	03/16/2017
078965	03/07/2017	W/R	WEAVER, TROY J	125.00	03/15/2017
078966	03/07/2017	W/R	TRUCK SALES & SERVICE, INC.	735.66	03/14/2017
078967	03/07/2017	W/R	US BANK	4,832.56	03/23/2017
078968	03/07/2017	W/R	WARD CUSTOM APPAREL	27.00	03/14/2017
078969	03/07/2017	W/R	WARD'S NATURAL SCIENCE	94.63	03/13/2017
078970	03/07/2017	W/R	WILCOX SALES & SERVICE	294.42	03/14/2017
078971	03/07/2017	W/R	WOLFF BROS. SUPPLY, INC.	1,020.79	03/14/2017
078972	03/08/2017	W/R	CHIPOTLE	250.00	03/14/2017
078973	03/08/2017	B/R	MANSFIELD CITY SCHOOLS	1,880.00	03/09/2017
078974	03/10/2017	W/R	HILTON GARDEN INN COLUMBUS	556.00	03/14/2017
078975	03/10/2017	B/R	MANSFIELD CITY SCHOOLS	1,678.00	03/13/2017
078976	03/13/2017	W/W	DONLEY/CAMPBELL FIRE FUND	1,232.07	
078977	03/13/2017	W/R	SHELDON, AMANDA	265.00	03/17/2017
078978	03/13/2017	W/R	AMAZON.COM/ AMEX	312.50	03/20/2017
078979	03/13/2017	W/R	LITTLE, ANDY J	562.50	03/29/2017
078980	03/13/2017	W/W	TODD, ASHLEY	175.00	
078981	03/13/2017	W/R	AWARDSMITH	29.25	03/20/2017
078982	03/13/2017	W/R	BIOMETRIC INFORMATION	600.00	03/21/2017
078983	03/13/2017	W/R	PAULEY, BRETT	406.25	03/22/2017
078984	03/13/2017	W/R	NEER, CALEB	156.25	03/21/2017

Check#	Check Date	Org Sta	Vendor Paid	Check Amount	Status Date
078985	03/13/2017	W/R	CARDINAL BUS SALES & SERVICE	552.84	03/17/2017
078986	03/13/2017	W/R	CLEARWATER SYSTEMS	89.70	03/17/2017
078987	03/13/2017	W/R	DELL MARKETING L.P.	395.58	03/16/2017
078988	03/13/2017	W/R	DONLEY/CAMPBELL FIRE FUND	857.81	03/22/2017
078989	03/13/2017	W/R	JEFFRIES, DREW T	250.00	03/17/2017
078990	03/13/2017	W/R	GILBARCO INC.	60.00	03/20/2017
078991	03/13/2017	W/R	ISAAC WILES BURKHOLDER &	697.50	03/17/2017
078992	03/13/2017	W/R	SWETLIC, JANICE	500.00	03/17/2017
078993	03/13/2017	W/R	WATKINS, JOHN	60.00	03/20/2017
078994	03/13/2017	W/R	NIXON, KATHERINE	148.56	03/16/2017
078995	03/13/2017	W/R	KIMBALL MIDWEST	166.39	03/17/2017
078996	03/13/2017	W/R	PORT-A-POT	1,120.00	03/24/2017
078997	03/13/2017	W/R	LEXINGTON LOCAL SCHOOLS	45.82	03/15/2017
078998	03/13/2017	W/R	PARKER, LISA	120.00	03/21/2017
078999	03/13/2017	W/R	TOMELLEO, LOUIS MICHAEL	468.75	03/20/2017
079000	03/13/2017	W/W	HAAS, MARY	75.99	
079001	03/13/2017	W/R	MCGUIRE, MICHELLE	1,000.00	03/21/2017
079002	03/13/2017	W/R	MID-OHIO ED. SERVICE CENTER	139.19	03/16/2017
079003	03/13/2017	W/R	NEWS JOURNAL	216.80	03/20/2017
079004	03/13/2017	W/R	NORWALK HIGH SCHOOL	160.00	03/16/2017
079005	03/13/2017	W/R	NWDAB	1,278.20	03/31/2017
079006	03/13/2017	W/R	OHIO HIGH SCHOOL ATH. ASSOC.	1,917.30	03/31/2017
079007	03/13/2017	W/R	STEHURA, PAUL	2,217.32	03/20/2017
079008	03/13/2017	W/R	PEPPLE & WAGGONER, LTD.	87.00	03/16/2017
079009	03/13/2017	W/W	PLANNER PADS, CO.	35.94	
079010	03/13/2017	W/R	R.E.M. COMMUNICATIONS, INC.	305.00	03/20/2017
079011	03/13/2017	W/R	RC THERAPY SERVICES, INC.	7,412.00	03/20/2017
079012	03/13/2017	W/R	RICHLAND CO. HEALTH DEPT	4,531.01	03/20/2017
079013	03/13/2017	W/V	SAFELITE AUTO GLASS	246.85	03/21/2017
079014	03/13/2017	W/R	SCHMIDT SECURITY	65.25	03/16/2017
079015	03/13/2017	W/R	HOLLOWAY, SHEILA	320.00	03/20/2017
079016	03/13/2017	W/R	STANTON SHEET MUSIC	421.55	03/17/2017
079017	03/13/2017	W/R	TEACHER SYNERGY LLC	328.39	03/21/2017
079018	03/13/2017	W/R	GRAHAM, TERRY	88.00	03/17/2017
079019	03/13/2017	W/R	GRUEL-WRIGHT, TONYA	180.00	03/23/2017
079020	03/13/2017	W/R	OHIO BUREAU OF CRIMINAL IDENT.	46.00	03/21/2017
079021	03/13/2017	W/R	VOLZ, TRICIA L. NON-1099	120.95	03/14/2017
079022	03/13/2017	W/R	WEAVER, TROY J	750.00	03/17/2017
079023	03/13/2017	W/R	VASU COMMUNICATIONS, INC.	89.00	03/17/2017
079024	03/13/2017	W/R	WARD'S NATURAL SCIENCE	107.82	03/16/2017
079025	03/15/2017	W/R	SYSCO CLEVELAND, INC.	2,988.11	03/20/2017
079026	03/16/2017	W/V	BAYMONT INN & SUITES	743.88	03/23/2017
079027	03/20/2017	W/R	LITTLE, ANDY J	125.00	03/29/2017
079028	03/20/2017	W/R	BARNES & NOBLE	191.70	03/28/2017
079029	03/20/2017	W/R	PAULEY, BRETT	125.00	03/29/2017
079030	03/20/2017	W/R	NEER, CALEB	125.00	03/24/2017
079031	03/20/2017	W/R	CBIZ BENEFITS & INSURANCE	2,750.00	03/24/2017
079032	03/20/2017	W/R	CDI COMPUTERS DEALERS INC.	1,120.00	03/28/2017
079033	03/20/2017	W/W	ROSE, CHRISTINA	8.00	
079034	03/20/2017	W/R	COWLES, CINDY	694.30	03/27/2017
079035	03/20/2017	W/R	COLUMBIA GAS OF OHIO	3,283.86	03/28/2017
079036	03/20/2017	W/W	TURLO, ERIC	220.64	

Check#	Check Date	Org Sta	Vendor Paid	Check Amount	Status Date
079037	03/20/2017	W/R	HOLLY'S BOOK RACK	25.30	03/27/2017
079038	03/20/2017	W/R	ROBERTS, JOE	16.00	03/23/2017
079039	03/20/2017	W/R	KELL ACE HARDWARE	76.23	03/24/2017
079040	03/20/2017	W/W	LAKESHORE LEARNING MATERIALS	1,139.05	
079041	03/20/2017	W/R	TOMELLEO, LOUIS MICHAEL	250.00	03/24/2017
079042	03/20/2017	W/R	BENCHWICK, MEGAN F	100.00	03/24/2017
079043	03/20/2017	W/R	MVD SPORTS	117.50	03/31/2017
079044	03/20/2017	W/R	OHIO SCHOOL BD. ASSOC.	120.00	03/28/2017
079045	03/20/2017	W/R	PIONEER CAREER & TECHNOLOGY	220.00	03/24/2017
079046	03/20/2017	W/W	POST MASTER	225.00	
079047	03/20/2017	W/R	BIGLEY, REBECCA	40.00	03/28/2017
079048	03/20/2017	W/R	RENHILL GROUP, INC.	8,625.01	03/24/2017
079049	03/20/2017	W/R	SCHOOL HEALTH CORP.	350.51	03/27/2017
079050	03/20/2017	W/R	SCHOOL SPECIALTY INC.	357.26	03/27/2017
079051	03/20/2017	W/R	SHELBY PRINTING, INC.	712.85	03/23/2017
079052	03/20/2017	W/R	TEAM SPORTS, INC	1,024.00	03/27/2017
079053	03/20/2017	W/W	GRUEL-WRIGHT, TONYA	60.00	
079054	03/20/2017	W/R	WEAVER, TROY J	125.00	03/27/2017
079055	03/20/2017	W/R	U.S. SCHOOL SUPPLY, INC	270.10	03/27/2017
079056	03/20/2017	W/R	ALTITUDE HEADQUARTERS, LLC	550.00	03/24/2017
079057	03/20/2017	W/R	HARRIS, JOHN- NON 1099	74.90	03/22/2017
079058	03/20/2017	W/R	POST MASTER	490.00	03/28/2017
079059	03/20/2017	W/R	TEAM SPORTS, INC	1,750.00	03/27/2017
079060	03/20/2017	W/W	BEST BUY	675.00	
079061	03/21/2017	W/R	SAFELITE AUTO GLASS	246.85	03/27/2017
079062	03/24/2017	W/R	JAGER CATERING	1,680.00	03/27/2017
079063	03/24/2017	W/R	OMEA	566.00	03/31/2017
079064	03/24/2017	W/R	PIONEER CAREER & TECHNOLOGY	30.00	03/29/2017
079065	03/24/2017	W/W	OMEA	240.00	
079066	03/27/2017	W/W	HARBOR FREIGHT TOOLS	181.45	
079067	03/27/2017	W/R	ACE HARDWARE	30.48	03/30/2017
079068	03/27/2017	W/R	HORN, ALY	459.48	03/30/2017
079069	03/27/2017	W/W	JAVUREK, AUSTIN	32.70	
079070	03/27/2017	W/W	CDW-G	541.15	
079071	03/27/2017	W/W	CenturyLink	1,354.86	
079072	03/27/2017	W/R	CHARLES RITTER CO.	226.89	03/31/2017
079073	03/27/2017	W/W	ROSE, CHRISTINA	175.00	
079074	03/27/2017	W/W	CONSERVE FLAG COMPANY	83.95	
079075	03/27/2017	W/W	COSI	1,984.00	
079076	03/27/2017	W/W	DIRECT ENERGY BUSINESS MARKETI	7,642.29	
079077	03/27/2017	W/W	JEFFRIES, DREW T	170.00	
079078	03/27/2017	W/W	EDGE DOCUMENT SOLUTIONS, LLC	864.00	
079079	03/27/2017	W/W	ELZY MILLING & TRADE LTD.	896.20	
079080	03/27/2017	W/R	SWETLIC, JANICE	305.00	03/31/2017
079081	03/27/2017	W/R	CAVALIER, JENNIFER	423.75	03/29/2017
079082	03/27/2017	W/R	KAHL'S TELECOMMUNICATIONS	240.00	03/31/2017
079083	03/27/2017	W/W	LAKESHORE LEARNING MATERIALS	760.34	
079084	03/27/2017	W/W	LESCH BATTERY & POWER	3,901.19	
079085	03/27/2017	W/W	LEX LANES	1,360.00	
079086	03/27/2017	W/W	LITTLE BUCKEYE CHILDREN'S MUSE	460.00	
079087	03/27/2017	W/W	MENARDS	4,479.98	
079088	03/27/2017	W/R	MID-OHIO ED. SERVICE CENTER	210.00	03/30/2017

Date: 4/04/2017

C H E C K R E G I S T E R
Processing Month: March 2017
LEXINGTON LOCAL SCHOOLS

Page: 5
(CHKREG)

Check#	Check Date	Org Sta	Vendor Paid	Check Amount	Status Date
079089	03/27/2017	W/R	HAMMAN, MIKE	134.00	03/29/2017
079090	03/27/2017	W/W	MVD SPORTS	700.95	
079091	03/27/2017	W/W	MyPro Apparel, LLC	370.00	
079092	03/27/2017	W/W	ACORN DISTRIBUTORS, INC.	1,108.76	
079093	03/27/2017	W/W	ORIENTAL TRADING COMPANY	165.64	
079094	03/27/2017	W/W	PALOS SPORTS	223.88	
079095	03/27/2017	W/R	PEPPLE & WAGGONER, LTD.	135.00	03/30/2017
079096	03/27/2017	W/R	RUMPKE	805.78	03/31/2017
079097	03/27/2017	W/W	SCHOLASTIC TEACHER RESOURCES	276.04	
079098	03/27/2017	W/R	SCHOOL SPECIALTY INC.	296.64	03/31/2017
079099	03/27/2017	W/W	SHIFFLER EQUIPMENT SALES	954.00	
079100	03/27/2017	W/W	SIEMENS INDUSTRY, INC.	5,712.76	
079101	03/27/2017	W/W	STAPLES	25.00	
079102	03/27/2017	W/W	TEACHER SYNERGY LLC	297.25	
079103	03/27/2017	W/W	TREASURER, STATE OF OHIO	100.00	
079104	03/27/2017	W/W	US BANK	3,905.75	
079105	03/27/2017	W/W	UPS STORE	11.60	
079106	03/27/2017	W/W	VERIZON WIRELESS	694.99	
079107	03/27/2017	W/W	WAL-MART DISCOUNT CITIES	436.29	
079108	03/27/2017	W/R	WOLFF BROS. SUPPLY, INC.	41.55	03/31/2017
079109	03/27/2017	W/R	WORNER ROOFING COMPANY	684.00	03/30/2017
079110	03/28/2017	B/R	ROUSH, SCOTT	90.00	03/31/2017
079111	03/28/2017	W/R	VARGA, ARTHUR	80.00	03/30/2017
079112	03/28/2017	W/W	METROPOLITAN EDUCATIONAL	1,077.32	
079113	03/30/2017	W/W	AMERICAN FIDELITY	462.00	
079114	03/30/2017	W/W	APPLE INC.	200.00	
079115	03/30/2017	W/W	ARCHBOLD AREA SCHOOLS	1,024.25	
079116	03/30/2017	W/W	MCCUNE, ASHLEY	100.00	
079117	03/30/2017	W/R	SIRINGER, BRITTANY	423.75	03/31/2017
079118	03/30/2017	W/W	FORTMAN, CRAIG	100.00	
079119	03/30/2017	W/W	DEMCO, INC.	167.98	
079120	03/30/2017	W/W	GIONINO'S PIZZERIA	131.50	
079121	03/30/2017	W/W	HCC LIFE INSURANCE CO	33,146.89	
079122	03/30/2017	W/W	HYATT REGENCY	346.00	
079123	03/30/2017	W/W	BRIGHT, JESSICA	19.95	
079124	03/30/2017	W/W	FREEMAN, KAREN	1,214.05	
079125	03/30/2017	W/R	YODER, KAREN	50.62	03/30/2017
079126	03/30/2017	W/W	NORTH CENTRAL OHIO ESC	1,488.38	
079127	03/30/2017	W/W	O.E. MEYER COMPANY	94.02	
079128	03/30/2017	W/W	ORTON GILLINGHAM	450.00	
079129	03/30/2017	W/W	REALLY GOOD STUFF	70.86	
079130	03/30/2017	W/W	RENHILL GROUP, INC.	18,400.79	
079131	03/30/2017	W/W	RIVERDALE SCHOOLS	841.30	
079132	03/30/2017	W/W	SAM'S CLUB	233.02	
079133	03/30/2017	W/W	HAMILTON, SCOTT	179.60	
079134	03/30/2017	W/W	HOLLOWAY, SHEILA	340.00	
079135	03/30/2017	W/W	TEACHER SYNERGY LLC	48.49	
079136	03/30/2017	W/W	THE CENTER FOR INDIVIDUAL &	225.07	
079137	03/30/2017	W/W	TRANSPORTATION ACCESSORIES CO.	270.46	
079138	03/30/2017	W/W	BOYS SCOUTS OF AMERICA	145.38	
079139	03/31/2017	W/W	LEXINGTON ATHLETIC DEPT.	780.00	
690948	03/03/2017	C/R	LEXINGTON SCHOOLS - PAYROLL	546,536.65	03/31/2017

Date: 4/04/2017

C H E C K R E G I S T E R
Processing Month: March 2017
LEXINGTON LOCAL SCHOOLS

Page: 6
(CHKREG)

Check#	Check Date	Org Sta	Vendor Paid	Check Amount	Status Date
690951	03/09/2017	M/M	LEXINGTON SCHOOLS - PAYROLL	7,346.33	
690952	03/09/2017	M/M	MEMO-S.E.R.S.	2,773.14	
690953	03/09/2017	M/M	MEMO-S.T.R.S.	5,783.21	
690954	03/09/2017	M/M	GORDON FOOD SERVICE	18,183.80	
690955	03/15/2017	M/M	MORROW COUNTY AUDITOR	10,958.37	
690956	03/20/2017	C/R	LEXINGTON SCHOOLS - PAYROLL	549,838.43	03/31/2017
690957	03/21/2017	M/M	MORROW COUNTY AUDITOR	633.68	
690958	03/21/2017	M/M	ANTHEM BENEFIT SERVICES	325,959.43	
690959	03/21/2017	M/M	LEXINGTON SCHOOLS - PAYROLL	7,450.75	
690960	03/21/2017	M/M	MEMO-S.E.R.S.	2,808.23	
690961	03/21/2017	M/M	MEMO-S.T.R.S.	5,783.21	
690962	03/28/2017	M/M	MEMO-MID OHIO ESC	3,546.17	
690963	03/30/2017	M/M	MEMO-S.E.R.S.	42,700.00	
690964	03/30/2017	M/M	MEMO-S.T.R.S.	109,320.00	
690965	03/30/2017	M/M	GORDON FOOD SERVICE	14,605.19	
Total Checks Issued				\$ 1,906,113.60	

TRANS NO	ITEM NO	TRANS DATE	STS	DESCRIPTION OR SOURCE	TI	FUND	RCPT	SPCC	SUB7	OPU	TRANS AMOUNT
070203	0001	03/09/2017	A	Real Estate Tax - Morrow	03	001	1111	0000	000000	000	223,854.51
070203	0002	03/09/2017	A	Emergency Tax - Morrow	03	001	1111	0000	000000	000	165,293.91
070230	0001	03/17/2017	A	Mobile Home Tax -Morrow	03	001	1111	0000	000000	000	3,923.03
070230	0002	03/17/2017	A	Mobile Home Tax Morrow -Emer	03	001	1111	0000	000000	000	2,784.88
070255	0001	03/24/2017	A	Prop Tax Adv - Richland Genera	03	001	1111	0000	000000	000	2,338,064.00
070255	0002	03/24/2017	A	Prop Tax Adv Richland Emerg	03	001	1111	0000	000000	000	1,288,242.50
RCPT CODE SUB-TOTAL:											4,022,162.83
070203	0004	03/09/2017	A	Pers Prop Tax - Morrow	03	001	1122	0000	000000	000	18,014.95
070203	0005	03/09/2017	A	Pers Prop Tax Emerg - Morrow	03	001	1122	0000	000000	000	9,945.78
RCPT CODE SUB-TOTAL:											27,960.73
070174	0001	03/01/2017	A	Preschool tuition	03	001	1211	0000	000000	500	100.00
070165	0001	03/03/2017	A	Tuition pymt	03	001	1211	0000	000000	000	614.58
070192	0001	03/06/2017	A	Preschool tuition	03	001	1211	0000	000000	500	100.00
070209	0001	03/08/2017	A	Preschool tuition	03	001	1211	0000	000000	500	500.00
070213	0001	03/09/2017	A	Preschool Tuition	03	001	1211	0000	000000	500	400.00
070226	0001	03/10/2017	A	Tuition pymt	03	001	1211	0000	000000	000	1,229.16
070227	0001	03/10/2017	A	Tuition pymt	03	001	1211	0000	000000	000	3,687.48
070237	0001	03/15/2017	A	Preschool tuition	03	001	1211	0000	000000	500	1,200.00
070261	0001	03/21/2017	A	Preschool tuition	03	001	1211	0000	000000	500	200.00
070265	0001	03/22/2017	A	Preschool tuition	03	001	1211	0000	000000	500	200.00
070265	0002	03/22/2017	A	tuition	03	001	1211	0000	000000	000	614.58
070276	0001	03/24/2017	A	Tuition pymt	03	001	1211	0000	000000	000	610.00
070287	0001	03/28/2017	A	Preschool tuition	03	001	1211	0000	000000	500	700.00
070293	0001	03/29/2017	A	Preschool tuition	03	001	1211	0000	000000	500	300.00
RCPT CODE SUB-TOTAL:											10,455.80
070250	0018	03/24/2017	A	SF6 Excess Cost (JV98)	03	001	1223	0000	000000	000	4,716.30
RCPT CODE SUB-TOTAL:											4,716.30
070169	0012	03/10/2017	A	Open Enrollment Revenue	03	001	1227	0000	000000	000	90.91
070250	0012	03/24/2017	A	Open Enrollment Revenue	03	001	1227	0000	000000	000	90.91
RCPT CODE SUB-TOTAL:											181.82
070313	0001	03/31/2017	A	Richland Bank Mar Interest	03	001	1410	0000	000000	000	6,959.16
RCPT CODE SUB-TOTAL:											6,959.16

STATUS (STS) CODES:

A-RECEIPT B-REFUND OF RECEIPT V-VOID REFUND OF RECEIPT X-REDUCTION OF EXPENDITURE
 C-APPROPRIATION OR BUDGET MODIFICATIONS D-EXPENSE/SUPPLIES DISTRIBUTION F-FUND TO FUND TRANSFER

TRANS NO	ITEM NO	TRANS DATE	STS	DESCRIPTION OR SOURCE	TT	FUND	RCPT	SPCC	SUBJ	OPU	TRANS AMOUNT
070175	0002	03/01/2017	A	School fees	03	001	1740	0000	000000	400	84.00
070181	0001	03/02/2017	A	Western school fees	03	001	1740	0000	000000	500	20.00
070184	0001	03/03/2017	A	Central school fees	03	001	1740	0000	000000	400	28.00
070185	0001	03/03/2017	A	Summer PE	03	001	1740	0000	080999	100	2,160.00
070193	0001	03/06/2017	A	Eastern school fees	03	001	1740	0000	000000	300	110.00
070200	0001	03/07/2017	A	Summer PE	03	001	1740	0000	080999	100	1,800.00
070207	0003	03/08/2017	A	Central school fees	03	001	1740	0000	000000	400	40.00
070211	0001	03/09/2017	A	HS School fees	03	001	1740	0000	000000	100	70.00
070231	0001	03/13/2017	A	Central student fees	03	001	1740	0000	000000	400	28.00
070233	0001	03/13/2017	A	School fees	03	001	1740	0000	000000	300	390.00
070244	0001	03/20/2017	A	HS School fees	03	001	1740	0000	000000	100	322.00
070271	0001	03/23/2017	A	Summer PE	03	001	1740	0000	080999	100	1,800.00
070273	0001	03/24/2017	A	Student Fees	03	001	1740	0000	000000	400	25.00
070274	0001	03/24/2017	A	JH school fees	03	001	1740	0000	000000	200	68.00
070280	0001	03/27/2017	A	HS Fees	03	001	1740	0000	000000	100	55.00
070285	0001	03/27/2017	A	Central school fees	03	001	1740	0000	000000	400	56.00
070257	0001	03/28/2017	B	summer gym refund- Victoria	03	001	1740	0000	080999	100	90.00-
070295	0001	03/29/2017	A	Eastern school fee	03	001	1740	0000	000000	300	240.00
070299	0001	03/29/2017	A	JH School fees	03	001	1740	0000	000000	200	66.00
070309	0001	03/31/2017	A	HS Fees - Pay For It	03	001	1740	0000	000000	100	11.00
070309	0002	03/31/2017	A	Central Fees - Pay For It	03	001	1740	0000	000000	400	30.00
070309	0003	03/31/2017	A	Jr High Fees - Pay For It	03	001	1740	0000	000000	400	0.00
070309	0004	03/31/2017	A	Eastern Fees - Pay For It	03	001	1740	0000	000000	400	240.00
070309	0005	03/31/2017	A	Western Fees - Pay For It	03	001	1740	0000	000000	400	60.00
RCPT CODE SUB-TOTAL:											7,613.00
070179	0001	03/02/2017	A	Bldg rental	03	001	1810	0000	000000	000	120.20
RCPT CODE SUB-TOTAL:											120.20
070204	0006	03/10/2017	A	Benefits reimb Girls Tourn	03	001	1890	0000	000000	000	462.64
070204	0012	03/10/2017	A	Reimb Benefits cost Boys Tourn	03	001	1890	0000	000000	000	571.70
070229	0004	03/17/2017	A	Benefits reimb Girls Regional	03	001	1890	0000	000000	000	171.50
070229	0008	03/17/2017	A	Cust Benefits Girls Regional	03	001	1890	0000	000000	000	70.00
RCPT CODE SUB-TOTAL:											1,275.84
070169	0001	03/10/2017	A	Opportunity Grant	03	001	3110	0000	000000	000	300,415.89
070169	0002	03/10/2017	A	Targeted Assistance	03	001	3110	0000	000000	000	25,014.02
070169	0003	03/10/2017	A	K-3 Literacy Funding	03	001	3110	0000	000000	000	5,764.78
070169	0005	03/10/2017	A	Limited English Prof Funding	03	001	3110	0000	000000	000	266.03
070169	0006	03/10/2017	A	Gifted Education Funding	03	001	3110	0000	000000	000	5,137.16
070169	0007	03/10/2017	A	Transportation	03	001	3110	0000	000000	000	22,452.01

STATUS (STS) CODES:
 A-RECEIPT B-REFUND OF RECEIPT U-VOID REFUND OF RECEIPT X-REDUCTION OF EXPENDITURE
 C-APPROPRIATION OR BUDGET MODIFICATIONS D-EXPENSE/SUPPLIES DISTRIBUTION F-FUND TO FUND TRANSFER

TRANS NO	ITEM NO	TRANS DATE	STS	DESCRIPTION OR SOURCE	TI	FUND	RCPT	SPCC	SUBJ	OPU	TRANS AMOUNT
070169	0008	03/10/2017	A	Special Education Funding	03	001	3110	0000	000000	000	39,365.01
070169	0010	03/10/2017	A	Preschool Special Educ Funding	03	001	3110	0000	000000	000	10,988.38
070169	0011	03/10/2017	A	Special Educ Transportation	03	001	3110	0000	000000	000	1,680.60
070169	0019	03/10/2017	A	JV01 FY 2016 SFPR Adjustment	03	001	3110	0000	000000	000	836.22-
070169	0020	03/10/2017	A	JV02 FY 2016 SFPR Adjustment	03	001	3110	0000	000000	000	995.62-
070169	0021	03/10/2017	A	JV13 FY 2015 SFPR Adjustment	03	001	3110	0000	000000	000	7,868.66-
070250	0001	03/24/2017	A	Opportunity Grant	03	001	3110	0000	000000	000	501,127.20
070250	0002	03/24/2017	A	Targeted Assistance	03	001	3110	0000	000000	000	24,841.73
070250	0003	03/24/2017	A	K-3 Literacy Funding	03	001	3110	0000	000000	000	5,739.70
070250	0005	03/24/2017	A	Limited English Prof Funding	03	001	3110	0000	000000	000	162.31
070250	0006	03/24/2017	A	Gifted Education Funding	03	001	3110	0000	000000	000	5,083.78
070250	0007	03/24/2017	A	Transportation	03	001	3110	0000	000000	000	22,452.01
070250	0008	03/24/2017	A	Special Education Funding	03	001	3110	0000	000000	000	44,177.60
070250	0010	03/24/2017	A	Preschool Special Educ Funding	03	001	3110	0000	000000	000	8,710.56
070250	0011	03/24/2017	A	Special Educ Transportation	03	001	3110	0000	000000	000	1,680.60
070250	0020	03/24/2017	A	JV01 FY 2016 SFPR Adjustment	03	001	3110	0000	000000	000	836.22-
070250	0021	03/24/2017	A	JV02 FY 2016 SFPR Adjustment	03	001	3110	0000	000000	000	995.62-
RCPT CODE SUB-TOTAL:											813,527.03
070256	0001	03/28/2017	A	RB for Real Estate - Morrow	03	001	3131	0000	000000	000	19,878.99
070256	0002	03/28/2017	A	RB for Emergency Levy - Morrow	03	001	3131	0000	000000	000	14,755.47
070256	0007	03/28/2017	A	2 1/2 HRRB Real Est-Morrow	03	001	3131	0000	000000	000	2,407.90
070256	0008	03/28/2017	A	2 1/2 HRRB Emerg Levy-Morrow	03	001	3131	0000	000000	000	1,787.29
RCPT CODE SUB-TOTAL:											38,829.65
070256	0004	03/28/2017	A	Homestead Real Est - Morrow	03	001	3132	0000	000000	000	6,295.43
070256	0005	03/28/2017	A	Homestead Emerg Levy-Morrow	03	001	3132	0000	000000	000	4,672.90
RCPT CODE SUB-TOTAL:											10,968.33
070169	0004	03/10/2017	A	Economic Disadvantaged Funding	03	001	3211	0000	000000	000	2,613.08
070250	0004	03/24/2017	A	Economic Disadvantaged Funding	03	001	3211	0000	000000	000	2,561.11
RCPT CODE SUB-TOTAL:											5,174.19
070169	0009	03/10/2017	A	Career Tech Education Funding	03	001	3219	0000	000000	000	670.29
070250	0009	03/24/2017	A	Career Tech Education Funding	03	001	3219	0000	000000	000	475.30
RCPT CODE SUB-TOTAL:											1,145.59
070310	0001	03/31/2017	A	MEDICAID Recd -3/23/17	03	001	3300	0000	000000	000	5,220.16
070310	0002	03/31/2017	A	MEDICAID Recd 3/16/17	03	001	3300	0000	000000	000	1,096.58

STATUS (STS) CODES:
 A-RECEIPT B-REFUND OF RECEIPT V-VOID REFUND OF RECEIPT X-REDUCTION OF EXPENDITURE
 C-APPROPRIATION OR BUDGET MODIFICATIONS D-EXPENSE/SUPPLIES DISTRIBUTION F-FUND TO FUND TRANSFER

TRANS NO	ITEM NO	TRANS DATE	STS	DESCRIPTION OR SOURCE	TI	FUND	RCPT	SPCC	SUBT	GPU	TRANS AMOUNT	
070310	0003	03/31/2017	A	MEDICAID Recd 3/9/17	03	001	3300	0000	000000	000	1,010.35	
											RCPT CODE SUB-TOTAL:	7,327.09
											FUND CODE SUB-TOTAL:	4,958,417.56
070203	0003	03/09/2017	A	Permanent Improv Tax - Morrow	03	003	1111	0000	000000	000	20,479.54	
070230	0003	03/17/2017	A	Mobile Home Tax-Morrow PI	03	003	1111	0000	000000	000	352.11	
070255	0003	03/24/2017	A	Prop Tax Adv Richland Perm Imp	03	003	1111	0000	000000	000	219,193.50	
											RCPT CODE SUB-TOTAL:	240,025.15
070203	0006	03/09/2017	A	Pers Prop Tax PI - Morrow	03	003	1122	0000	000000	000	1,688.91	
											RCPT CODE SUB-TOTAL:	1,688.91
070256	0003	03/28/2017	A	RB for PI Levy - Morrow	03	003	3131	0000	000000	000	1,767.91	
070256	0009	03/28/2017	A	2 1/2 HMRB PI Levy-Morrow	03	003	3131	0000	000000	000	214.14	
											RCPT CODE SUB-TOTAL:	1,982.05
070256	0006	03/28/2017	A	Homestead for PI Levy-Morrow	03	003	3132	0000	000000	000	559.88	
											RCPT CODE SUB-TOTAL:	559.88
											FUND CODE SUB-TOTAL:	244,255.99
070313	0005	03/31/2017	A	Richland Bank Mar Interest	03	006	1410	0000	000000	000	0.00	
											RCPT CODE SUB-TOTAL:	0.00
070189	0026	03/03/2017	A	HS Breakfast	03	006	1511	0000	000000	100	74.85	
070189	0027	03/03/2017	A	Jr. Hi Breakfast	03	006	1511	0000	000000	200	17.15	
070189	0028	03/03/2017	A	Eastern Breakfast	03	006	1511	0000	000000	300	49.50	
070189	0029	03/03/2017	A	Central Breakfast	03	006	1511	0000	000000	400	15.90	
070189	0030	03/03/2017	A	Western Breakfast	03	006	1511	0000	000000	500	8.30	
070221	0026	03/10/2017	A	HS Breakfast	03	006	1511	0000	000000	100	170.00	
070221	0027	03/10/2017	A	Jr. Hi Breakfast	03	006	1511	0000	000000	200	20.45	
070221	0028	03/10/2017	A	Eastern Breakfast	03	006	1511	0000	000000	300	67.10	
070221	0029	03/10/2017	A	Central Breakfast	03	006	1511	0000	000000	400	24.40	
070221	0030	03/10/2017	A	Western Breakfast	03	006	1511	0000	000000	500	18.55	
070245	0026	03/20/2017	A	HS Breakfast	03	006	1511	0000	000000	100	136.25	

STATUS (STS) CODES:
 A-RECEIPT B-REFUND OF RECEIPT V-VOTD REFUND OF RECEIPT X-REDUCTION OF EXPENDITURE
 C-APPROPRIATION OR BUDGET MODIFICATIONS D-EXPENSE/SUPPLIES DISTRIBUTION F-FUND TO FUND TRANSFER

LEXINGTON LOCAL SCHOOLS
 TRANS. BY FUND/RCPT, ALL FUNDS
 DATES 03/01/2017 THRU 03/31/2017
 SORTED BY TRANSACTION DATE

TRANS NO	ITEM NO	TRANS DATE	STS	DESCRIPTION OR SOURCE	TT	FUND	RCPT	SPCC	SUBJ	OPU	TRANS AMOUNT
070245	0027	03/20/2017	A	Jr. Hi Breakfast	03	006	1511	0000	000000	200	18.05
070245	0028	03/20/2017	A	Eastern Breakfast	03	006	1511	0000	000000	300	60.80
070245	0029	03/20/2017	A	Central Breakfast	03	006	1511	0000	000000	400	21.60
070245	0030	03/20/2017	A	Western Breakfast	03	006	1511	0000	000000	500	12.35
070277	0026	03/24/2017	A	HS Breakfast	03	006	1511	0000	000000	100	198.85
070277	0027	03/24/2017	A	Jr. Hi Breakfast	03	006	1511	0000	000000	200	27.70
070277	0028	03/24/2017	A	Eastern Breakfast	03	006	1511	0000	000000	300	73.50
070277	0029	03/24/2017	A	Central Breakfast	03	006	1511	0000	000000	400	40.80
070277	0030	03/24/2017	A	Western Breakfast	03	006	1511	0000	000000	500	29.45
070311	0026	03/31/2017	A	HS Breakfast	03	006	1511	0000	000000	100	169.40
070311	0027	03/31/2017	A	Jr. Hi Breakfast	03	006	1511	0000	000000	200	22.50
070311	0028	03/31/2017	A	Eastern Breakfast	03	006	1511	0000	000000	300	65.20
070311	0029	03/31/2017	A	Central Breakfast	03	006	1511	0000	000000	400	26.10
070311	0030	03/31/2017	A	Western Breakfast	03	006	1511	0000	000000	500	28.30
RCPT CODE SUB-TOTAL:											1,397.25
070189	0001	03/03/2017	A	HS Stu. Type A	03	006	1512	0000	000000	100	1,493.70
070189	0005	03/03/2017	A	HS ROA Stu. Type A	03	006	1512	0000	000000	100	745.30-
070189	0006	03/03/2017	A	Jr Hi Stu. Type A	03	006	1512	0000	000000	200	743.85
070189	0010	03/03/2017	A	Jr. Hi. ROA Stu Type A	03	006	1512	0000	000000	200	557.81-
070189	0011	03/03/2017	A	Eastern Stu. Type A	03	006	1512	0000	000000	300	767.70
070189	0015	03/03/2017	A	Eastern ROA Stu. Type A	03	006	1512	0000	000000	300	207.34-
070189	0016	03/03/2017	A	Central Stu. Type A	03	006	1512	0000	000000	400	659.30
070189	0020	03/03/2017	A	Central ROA Stu. Type A	03	006	1512	0000	000000	400	128.55-
070189	0021	03/03/2017	A	Western Stu. Type A	03	006	1512	0000	000000	500	593.40
070189	0025	03/03/2017	A	Western ROA Stu. Type A	03	006	1512	0000	000000	500	272.55-
070221	0001	03/10/2017	A	HS Stu. Type A	03	006	1512	0000	000000	100	2,755.85
070221	0005	03/10/2017	A	HS ROA Stu. Type A	03	006	1512	0000	000000	100	1,659.18-
070221	0006	03/10/2017	A	Jr Hi Stu. Type A	03	006	1512	0000	000000	200	1,268.45
070221	0010	03/10/2017	A	Jr. Hi. ROA Stu Type A	03	006	1512	0000	000000	200	750.90-
070221	0011	03/10/2017	A	Eastern Stu. Type A	03	006	1512	0000	000000	300	1,219.00
070221	0015	03/10/2017	A	Eastern ROA Stu. Type A	03	006	1512	0000	000000	300	699.94-
070221	0016	03/10/2017	A	Central Stu. Type A	03	006	1512	0000	000000	400	1,081.15
070221	0020	03/10/2017	A	Central ROA Stu. Type A	03	006	1512	0000	000000	400	247.64-
070221	0021	03/10/2017	A	Western Stu. Type A	03	006	1512	0000	000000	500	903.85
070221	0025	03/10/2017	A	Western ROA Stu. Type A	03	006	1512	0000	000000	500	442.15-
070245	0001	03/20/2017	A	HS Stu. Type A	03	006	1512	0000	000000	100	2,098.55
070245	0005	03/20/2017	A	HS ROA Stu. Type A	03	006	1512	0000	000000	100	477.54-
070245	0006	03/20/2017	A	Jr Hi Stu. Type A	03	006	1512	0000	000000	200	901.70
070245	0010	03/20/2017	A	Jr. Hi. ROA Stu Type A	03	006	1512	0000	000000	200	270.77-
070245	0011	03/20/2017	A	Eastern Stu. Type A	03	006	1512	0000	000000	300	956.05
070245	0015	03/20/2017	A	Eastern ROA Stu. Type A	03	006	1512	0000	000000	300	187.02-
070245	0016	03/20/2017	A	Central Stu. Type A	03	006	1512	0000	000000	400	835.05

STATUS (STS) CODES:
 A-RECEIPT B-REFUND OF RECEIPT V-VOID REFUND OF RECEIPT X-REDUCTION OF EXPENDITURE
 C-APPROPRIATION OR BUDGET MODIFICATIONS D-EXPENSE/SUPPLIES DISTRIBUTION F-FUND TO FUND TRANSFER

TRANS NO	ITEM NO	TRANS DATE	STS	DESCRIPTION OR SOURCE	TI	FUND	RCPT	SPCC	SUBJ	OPU	TRANS AMOUNT
070245	0020	03/20/2017	A	Central ROA Stu. Type A	03	006	1512	0000	000000	400	390.94-
070245	0021	03/20/2017	A	Western Stu. Type A	03	006	1512	0000	000000	500	736.45
070245	0025	03/20/2017	A	Western ROA Stu. Type A	03	006	1512	0000	000000	500	398.05-
070277	0001	03/24/2017	A	HS Stu. Type A	03	006	1512	0000	000000	100	2,666.50
070277	0005	03/24/2017	A	HS ROA Stu. Type A	03	006	1512	0000	000000	100	1,441.50-
070277	0006	03/24/2017	A	Jr Hi Stu. Type A	03	006	1512	0000	000000	200	1,258.10
070277	0010	03/24/2017	A	Jr. Hi ROA Stu Type A	03	006	1512	0000	000000	200	683.99-
070277	0011	03/24/2017	A	Eastern Stu. Type A	03	006	1512	0000	000000	300	1,253.20
070277	0015	03/24/2017	A	Eastern ROA Stu. Type A	03	006	1512	0000	000000	300	482.95-
070277	0016	03/24/2017	A	Central Stu. Type A	03	006	1512	0000	000000	400	1,007.25
070277	0020	03/24/2017	A	Central ROA Stu. Type A	03	006	1512	0000	000000	400	315.61-
070277	0021	03/24/2017	A	Western Stu. Type A	03	006	1512	0000	000000	500	907.00
070277	0025	03/24/2017	A	Western ROA Stu. Type A	03	006	1512	0000	000000	500	495.65-
070309	0006	03/31/2017	A	HS Lunch - Pay For It	03	006	1512	0000	000000	100	4,717.00
070309	0007	03/31/2017	A	Jr High Lunch - Pay For It	03	006	1512	0000	000000	200	2,474.30
070309	0008	03/31/2017	A	Eastern Lunch - Pay For It	03	006	1512	0000	000000	300	2,269.75
070309	0009	03/31/2017	A	Central Lunch - Pay For It	03	006	1512	0000	000000	400	1,678.35
070309	0010	03/31/2017	A	Western Lunch - Pay For It	03	006	1512	0000	000000	500	1,908.75
070311	0001	03/31/2017	A	HS Stu. Type A	03	006	1512	0000	000000	100	2,729.55
070311	0005	03/31/2017	A	HS ROA Stu. Type A	03	006	1512	0000	000000	100	1,169.95-
070311	0006	03/31/2017	A	Jr Hi Stu. Type A	03	006	1512	0000	000000	200	1,169.60
070311	0010	03/31/2017	A	Jr. Hi ROA Stu Type A	03	006	1512	0000	000000	200	577.15-
070311	0011	03/31/2017	A	Eastern Stu. Type A	03	006	1512	0000	000000	300	1,238.60
070311	0015	03/31/2017	A	Eastern ROA Stu. Type A	03	006	1512	0000	000000	300	716.12-
070311	0016	03/31/2017	A	Central Stu. Type A	03	006	1512	0000	000000	400	1,038.65
070311	0020	03/31/2017	A	Central ROA Stu. Type A	03	006	1512	0000	000000	400	455.31-
070311	0021	03/31/2017	A	Western Stu. Type A	03	006	1512	0000	000000	500	892.45
070311	0025	03/31/2017	A	Western ROA Stu. Type A	03	006	1512	0000	000000	500	230.75-
RCPT CODE SUB-TOTAL:											30,218.64
070189	0003	03/03/2017	A	HS Stu. Ala Carte	03	006	1513	0000	000000	100	966.50
070189	0008	03/03/2017	A	Jr. Hi Stu. Ala Carte	03	006	1513	0000	000000	200	315.31
070189	0013	03/03/2017	A	Eastern Stu. Ala Carte	03	006	1513	0000	000000	300	155.25
070189	0018	03/03/2017	A	Central Stu. Ala Carte	03	006	1513	0000	000000	400	68.50
070189	0023	03/03/2017	A	Western Stu. Ala Carte	03	006	1513	0000	000000	500	84.50
070221	0003	03/10/2017	A	HS Stu. Ala Carte	03	006	1513	0000	000000	100	1,757.10
070221	0008	03/10/2017	A	Jr. Hi Stu. Ala Carte	03	006	1513	0000	000000	200	492.75
070221	0013	03/10/2017	A	Eastern Stu. Ala Carte	03	006	1513	0000	000000	300	294.69
070221	0018	03/10/2017	A	Central Stu. Ala Carte	03	006	1513	0000	000000	400	119.00
070221	0023	03/10/2017	A	Western Stu. Ala Carte	03	006	1513	0000	000000	500	148.00
070245	0003	03/20/2017	A	HS Stu. Ala Carte	03	006	1513	0000	000000	100	1,178.70
070245	0008	03/20/2017	A	Jr. Hi Stu. Ala Carte	03	006	1513	0000	000000	200	357.35
070245	0013	03/20/2017	A	Eastern Stu. Ala Carte	03	006	1513	0000	000000	300	212.30

STATUS (STS) CODES:

A-RECEIPT B-REFUND OF RECEIPT V-VOID REFUND OF RECEIPT X-REDUCTION OF EXPENDITURE
 C-APPROPRIATION OR BUDGET MODIFICATIONS D-EXPENSE/SUPPLIES DISTRIBUTION F-FUND TO FUND TRANSFER

TRANS NO	ITEM NO	TRANS DATE	STS	DESCRIPTION OR SOURCE	TI	FUND	RCPT	SPCC	SUBJ	OPU	TRANS AMOUNT
070245	0018	03/20/2017	A	Central Stu. Ala Carte	03	006	1513	0000	000000	400	99.00
070245	0023	03/20/2017	A	Western Stu. Ala Carte	03	006	1513	0000	000000	500	128.50
070277	0003	03/24/2017	A	HS Stu. Ala Carte	03	006	1513	0000	000000	100	1,677.50
070277	0008	03/24/2017	A	Jr. Hi Stu. Ala Carte	03	006	1513	0000	000000	200	449.75
070277	0013	03/24/2017	A	Eastern Stu. Ala Carte	03	006	1513	0000	000000	300	261.90
070277	0018	03/24/2017	A	Central Stu. Ala Carte	03	006	1513	0000	000000	400	120.00
070277	0023	03/24/2017	A	Western Stu. Ala Carte	03	006	1513	0000	000000	500	149.25
070311	0003	03/31/2017	A	HS Stu. Ala Carte	03	006	1513	0000	000000	100	1,554.25
070311	0008	03/31/2017	A	Jr. Hi Stu. Ala Carte	03	006	1513	0000	000000	200	485.40
070311	0013	03/31/2017	A	Eastern Stu. Ala Carte	03	006	1513	0000	000000	300	286.60
070311	0018	03/31/2017	A	Central Stu. Ala Carte	03	006	1513	0000	000000	400	126.50
070311	0023	03/31/2017	A	Western Stu. Ala Carte	03	006	1513	0000	000000	500	162.75
RCPT CODE SUB-TOTAL:											11,651.35
070189	0002	03/03/2017	A	HS Stu. Milk	03	006	1514	0000	000000	100	18.00
070189	0007	03/03/2017	A	Jr. Hi. Stu Milk	03	006	1514	0000	000000	200	12.00
070189	0012	03/03/2017	A	Eastern Stu. Milk	03	006	1514	0000	000000	300	3.00
070189	0017	03/03/2017	A	Central Stu. Milk	03	006	1514	0000	000000	400	3.50
070189	0022	03/03/2017	A	Western Stu. Milk	03	006	1514	0000	000000	500	6.50
070221	0002	03/10/2017	A	HS Stu. Milk	03	006	1514	0000	000000	100	23.50
070221	0007	03/10/2017	A	Jr. Hi. Stu Milk	03	006	1514	0000	000000	200	24.00
070221	0012	03/10/2017	A	Eastern Stu. Milk	03	006	1514	0000	000000	300	9.50
070221	0017	03/10/2017	A	Central Stu. Milk	03	006	1514	0000	000000	400	10.00
070221	0022	03/10/2017	A	Western Stu. Milk	03	006	1514	0000	000000	500	11.00
070245	0002	03/20/2017	A	HS Stu. Milk	03	006	1514	0000	000000	100	18.00
070245	0007	03/20/2017	A	Jr. Hi. Stu Milk	03	006	1514	0000	000000	200	20.50
070245	0012	03/20/2017	A	Eastern Stu. Milk	03	006	1514	0000	000000	300	5.00
070245	0017	03/20/2017	A	Central Stu. Milk	03	006	1514	0000	000000	400	7.50
070245	0022	03/20/2017	A	Western Stu. Milk	03	006	1514	0000	000000	500	13.00
070277	0002	03/24/2017	A	HS Stu. Milk	03	006	1514	0000	000000	100	27.50
070277	0007	03/24/2017	A	Jr. Hi. Stu Milk	03	006	1514	0000	000000	200	24.00
070277	0012	03/24/2017	A	Eastern Stu. Milk	03	006	1514	0000	000000	300	3.00
070277	0017	03/24/2017	A	Central Stu. Milk	03	006	1514	0000	000000	400	6.00
070277	0022	03/24/2017	A	Western Stu. Milk	03	006	1514	0000	000000	500	11.50
070311	0002	03/31/2017	A	HS Stu. Milk	03	006	1514	0000	000000	100	23.50
070311	0007	03/31/2017	A	Jr. Hi. Stu Milk	03	006	1514	0000	000000	200	23.00
070311	0012	03/31/2017	A	Eastern Stu. Milk	03	006	1514	0000	000000	300	5.50
070311	0017	03/31/2017	A	Central Stu. Milk	03	006	1514	0000	000000	400	10.00
070311	0022	03/31/2017	A	Western Stu. Milk	03	006	1514	0000	000000	500	18.00
RCPT CODE SUB-TOTAL:											337.00
070189	0004	03/03/2017	A	HS Adult Ala Carte	03	006	1523	0000	000000	100	63.75

STATUS (STS) CODES:

A-RECEIPT B-REFUND OF RECEIPT V-VOID REFUND OF RECEIPT X-REDUCTION OF EXPENDITURE
 C-APPROPRIATION OR BUDGET MODIFICATIONS D-EXPENSE/SUPPLIES DISTRIBUTION F-FUND TO FUND TRANSFER

TRANS NO	ITEM NO	TRANS DATE	STS	DESCRIPTION OR SOURCE	TI	FUND	RCPT	SPCC	SUB7	OPU	TRANS AMOUNT
070189	0009	03/03/2017	A	Jr. Hi Adult Ala Carte	03	006	1523	0000	000000	200	27.00
070189	0014	03/03/2017	A	Eastern Adult Ala Carte	03	006	1523	0000	000000	300	15.00
070189	0019	03/03/2017	A	Central Adult Ala Carte	03	006	1523	0000	000000	400	28.50
070189	0024	03/03/2017	A	Western Adult Ala Carte	03	006	1523	0000	000000	500	19.25
070221	0004	03/10/2017	A	HS Adult Ala Carte	03	006	1523	0000	000000	100	741.90
070221	0009	03/10/2017	A	Jr. Hi Adult Ala Carte	03	006	1523	0000	000000	200	25.55
070221	0014	03/10/2017	A	Eastern Adult Ala Carte	03	006	1523	0000	000000	300	37.75
070221	0019	03/10/2017	A	Central Adult Ala Carte	03	006	1523	0000	000000	400	66.50
070221	0024	03/10/2017	A	Western Adult Ala Carte	03	006	1523	0000	000000	500	18.50
070245	0004	03/20/2017	A	HS Adult Ala Carte	03	006	1523	0000	000000	100	88.00
070245	0009	03/20/2017	A	Jr. Hi Adult Ala Carte	03	006	1523	0000	000000	200	18.25
070245	0014	03/20/2017	A	Eastern Adult Ala Carte	03	006	1523	0000	000000	300	22.25
070245	0019	03/20/2017	A	Central Adult Ala Carte	03	006	1523	0000	000000	400	36.10
070245	0024	03/20/2017	A	Western Adult Ala Carte	03	006	1523	0000	000000	500	9.75
070277	0004	03/24/2017	A	HS Adult Ala Carte	03	006	1523	0000	000000	100	97.00
070277	0009	03/24/2017	A	Jr. Hi Adult Ala Carte	03	006	1523	0000	000000	200	41.50
070277	0014	03/24/2017	A	Eastern Adult Ala Carte	03	006	1523	0000	000000	300	50.00
070277	0019	03/24/2017	A	Central Adult Ala Carte	03	006	1523	0000	000000	400	56.25
070277	0024	03/24/2017	A	Western Adult Ala Carte	03	006	1523	0000	000000	500	12.50
070311	0004	03/31/2017	A	HS Adult Ala Carte	03	006	1523	0000	000000	100	90.65
070311	0009	03/31/2017	A	Jr. Hi Adult Ala Carte	03	006	1523	0000	000000	200	32.55
070311	0014	03/31/2017	A	Eastern Adult Ala Carte	03	006	1523	0000	000000	300	45.50
070311	0019	03/31/2017	A	Central Adult Ala Carte	03	006	1523	0000	000000	400	30.05
070311	0024	03/31/2017	A	Western Adult Ala Carte	03	006	1523	0000	000000	500	20.75
RCPT CODE SUB-TOTAL:											1,694.90
070186	0001	03/03/2017	A	Coke Commission Food Service	03	006	1851	0000	000000	000	40.07
070242	0001	03/17/2017	A	Coke Commission Food Service	03	006	1851	0000	000000	000	72.11
RCPT CODE SUB-TOTAL:											112.18
070248	0001	03/21/2017	A	State Lunch March 2017 -Centra	03	006	3200	0000	000000	400	284.68
070248	0002	03/21/2017	A	State Lunch March 2017- East	03	006	3200	0000	000000	300	370.09
070248	0003	03/21/2017	A	State Lunch March 2017- HS	03	006	3200	0000	000000	100	327.38
070248	0004	03/21/2017	A	State Lunch March 2017 - JH	03	006	3200	0000	000000	200	241.98
070248	0005	03/21/2017	A	State Lunch March 2017 Western	03	006	3200	0000	000000	500	199.28
RCPT CODE SUB-TOTAL:											1,423.41
070251	0001	03/23/2017	A	Federal Reimb Lunch High	03	006	4120	0000	000000	100	7,006.62
070251	0002	03/23/2017	A	Federal Reimb Lunch Jr High	03	006	4120	0000	000000	200	5,416.28
070251	0003	03/23/2017	A	Federal Reimb Lunch Central	03	006	4120	0000	000000	400	5,728.62
070251	0004	03/23/2017	A	Federal Reimb Lunch East	03	006	4120	0000	000000	300	7,475.40

STATUS (STS) CODES:
 A-RECEIPT B-REFUND OF RECEIPT V-VOID REFUND OF RECEIPT X-REDUCTION OF EXPENDITURE
 C-APPROPRIATION OR BUDGET MODIFICATIONS D-EXPENSE/SUPPLIES DISTRIBUTION F-FUND TO FUND TRANSFER

TRANS NO	ITEM NO	TRANS DATE	STS	DESCRIPTION OR SOURCE	TI	FUND	RCPT	SPCC	SUBJ	OPU	TRANS AMOUNT
070251	0005	03/23/2017	A	Federal Reimb Lunch Western	03	006	4120	0000	000000	500	4,086.96
070251	0006	03/23/2017	A	Fed Reimb Breakfast - High	03	006	4120	0000	000000	100	818.78
070251	0007	03/23/2017	A	Federal Reimb Breakfast - Jr H	03	006	4120	0000	000000	200	809.92
070251	0008	03/23/2017	A	Federal Reimb Break - Central	03	006	4120	0000	000000	400	941.25
070251	0009	03/23/2017	A	Federal Reimb Break - East	03	006	4120	0000	000000	300	1,423.09
070251	0010	03/23/2017	A	Federal Reimb Break - Western	03	006	4120	0000	000000	500	718.45
070251	0011	03/23/2017	A	Preschool Milk - Western	03	006	4120	1280	000000	500	131.96
RCPT CODE SUB-TOTAL:											34,557.33
FUND CODE SUB-TOTAL:											81,391.96
070313	0006	03/31/2017	A	Richland Bank Mar Interest	03	007	1410	9100	000000	000	10.52
RCPT CODE SUB-TOTAL:											10.52
070178	0002	03/02/2017	A	Acad Boosters - Truist pymt	03	007	1820	9100	000000	000	27.00
RCPT CODE SUB-TOTAL:											27.00
FUND CODE SUB-TOTAL:											37.52
070313	0003	03/31/2017	A	Richland Bank Mar Interest	03	007	1410	9800	000000	000	8.61
RCPT CODE SUB-TOTAL:											8.61
FUND CODE SUB-TOTAL:											8.61
070313	0004	03/31/2017	A	Richland Bank Mar Interest	03	007	1410	9801	000000	000	1.26
RCPT CODE SUB-TOTAL:											1.26
FUND CODE SUB-TOTAL:											1.26
070182	0001	03/03/2017	A	Cuyahoga vending comm	03	018	1690	9100	000000	000	16.45
070187	0001	03/03/2017	A	MH Coffee service	03	018	1690	9100	000000	000	28.00
070225	0001	03/10/2017	A	MH Coffee Service	03	018	1690	9100	000000	000	43.72
070243	0001	03/20/2017	A	MH Coffee service	03	018	1690	9100	000000	000	33.00
070267	0001	03/23/2017	A	Merchant services	03	018	1690	9100	000000	000	21.28
070272	0001	03/23/2017	A	AP Exams	03	018	1690	9100	000000	000	2,604.00

STATUS (STS) CODES:

A-RECEIPT B-REFUND OF RECEIPT V-VOID REFUND OF RECEIPT X-REDUCTION OF EXPENDITURE
 C-APPROPRIATION OR BUDGET MODIFICATIONS D-EXPENSE/SUPPLIES DISTRIBUTION F-FUND TO FUND TRANSFER

TRANS NO	ITEM NO	TRANS DATE	STS	DESCRIPTION OR SOURCE	TI	FUND	RCPT	SPCC	SUBJ	OPU	TRANS AMOUNT
070279	0001	03/27/2017	A	MH coffee service	03	018	1690	9100	000000	000	42.50
070282	0001	03/27/2017	A	AP Exams	03	018	1690	9100	000000	000	2,856.00
070289	0001	03/29/2017	A	AP Exams	03	018	1690	9100	000000	000	84.00
070292	0001	03/29/2017	A	AP Exams	03	018	1690	9100	000000	000	252.00
070306	0001	03/31/2017	A	MH Coffee service	03	018	1690	9100	000000	000	83.25
070312	0001	03/31/2017	A	1st gr fieldtrip	03	018	1690	9100	000000	000	6.00
RCPT CODE SUB-TOTAL:											6,070.20
FUND CODE SUB-TOTAL:											6,070.20
070274	0002	03/24/2017	A	JH School fees	03	018	1620	9200	000000	000	42.00
070299	0002	03/29/2017	A	JH School fees	03	018	1620	9200	000000	000	98.00
070299	0003	03/29/2017	A	Casual Friday	03	018	1620	9200	000000	000	774.00
070299	0004	03/29/2017	A	Agenda	03	018	1620	9200	000000	000	55.00
070305	0001	03/31/2017	A	JH School fees	03	018	1620	9200	000000	000	42.00
RCPT CODE SUB-TOTAL:											1,011.00
070186	0002	03/03/2017	A	Coke Commission Jr High	03	018	1690	9200	000000	000	27.18
070186	0005	03/03/2017	A	Coke Commission Jr High	03	018	1690	9200	000000	000	0.00
070242	0002	03/17/2017	A	Coke Commission Jr High	03	018	1690	9200	000000	000	0.00
RCPT CODE SUB-TOTAL:											27.18
FUND CODE SUB-TOTAL:											1,038.18
070186	0004	03/03/2017	A	Coke Commission East	03	018	1690	9300	000000	000	32.67
070242	0004	03/17/2017	A	Coke Commission East	03	018	1690	9300	000000	000	38.09
RCPT CODE SUB-TOTAL:											70.76
070294	0001	03/29/2017	A	Kona truck money	03	018	1820	9300	000000	000	391.64
RCPT CODE SUB-TOTAL:											391.64
FUND CODE SUB-TOTAL:											462.40
070175	0001	03/01/2017	A	Central fees princ acct	03	018	1630	9400	000000	000	6.00
070184	0002	03/03/2017	A	2nd gr fieldtrip money	03	018	1630	9400	000000	000	82.00
070196	0001	03/06/2017	A	2nd gr fieldtrip money	03	018	1630	9400	000000	000	60.00

STATUS (STS) CODES:
 A-RECEIPT B-REFUND OF RECEIPT V-VOID REFUND OF RECEIPT X-REDUCTION OF EXPENDITURE
 C-APPROPRIATION OR BUDGET MODIFICATIONS D-EXPENSE/SUPPLIES DISTRIBUTION F-FUND TO FUND TRANSFER

TRANS NO	ITEM NO	TRANS DATE	STS	DESCRIPTION OR SOURCE	TI	FUND	RCPT	SPCC	SUBJ	DFU	TRANS AMOUNT	
070206	0001	03/07/2017	A	Fieldtrip money for 2nd gr	03	018	1630	9400	000000	000	120.00	
070206	0002	03/07/2017	A	Fieldtrip money for 1st gr	03	018	1630	9400	000000	000	24.00	
070207	0001	03/08/2017	A	Fieldtrip money for 2nd gr	03	018	1630	9400	000000	000	55.00	
070207	0002	03/08/2017	A	Fieldtrip money for 1st gr	03	018	1630	9400	000000	000	12.00	
070210	0001	03/09/2017	A	2nd gr fieldtrip money	03	018	1630	9400	000000	000	10.00	
070210	0002	03/09/2017	A	1st gr fieldtrip money	03	018	1630	9400	000000	000	12.00	
070223	0001	03/10/2017	A	2nd gr fieldtrip money	03	018	1630	9400	000000	000	25.00	
070231	0002	03/13/2017	A	Central fees Princ acct	03	018	1630	9400	000000	000	2.00	
070231	0003	03/13/2017	A	2nd gr fieldtrip	03	018	1630	9400	000000	000	30.00	
070231	0004	03/13/2017	A	1st gr fieldtrip	03	018	1630	9400	000000	000	72.00	
070236	0001	03/15/2017	A	2nd gr fieldtrip	03	018	1630	9400	000000	000	20.00	
070236	0002	03/15/2017	A	1st gr fieldtrip	03	018	1630	9400	000000	000	84.00	
070238	0001	03/16/2017	A	2nd gr fieldtrip money	03	018	1630	9400	000000	000	10.00	
070238	0002	03/16/2017	A	1st gr fieldtrip money	03	018	1630	9400	000000	000	48.00	
070241	0001	03/17/2017	A	1st gr fieldtrip	03	018	1630	9400	000000	000	42.00	
070259	0001	03/20/2017	A	2nd gr fieldtrip	03	018	1630	9400	000000	000	20.00	
070259	0002	03/20/2017	A	1st gr fieldtrip	03	018	1630	9400	000000	000	36.00	
070260	0001	03/21/2017	A	1st gr fieldtrip	03	018	1630	9400	000000	000	18.00	
070268	0001	03/23/2017	A	1st gr fieldtrip	03	018	1630	9400	000000	000	30.00	
070273	0003	03/24/2017	A	1st gr fieldtrip	03	018	1630	9400	000000	000	24.00	
070285	0002	03/27/2017	A	1st gr fieldtrip	03	018	1630	9400	000000	000	18.00	
070285	0003	03/27/2017	A	Student fees princ acct	03	018	1630	9400	000000	000	4.00	
070304	0001	03/30/2017	A	1st gr fieldtrip	03	018	1630	9400	000000	000	12.00	
											RCPT CODE SUB-TOTAL:	876.00
											FUND CODE SUB-TOTAL:	876.00
070273	0002	03/24/2017	A	Damaged book	03	018	1890	9401	000000	000	10.00	
											RCPT CODE SUB-TOTAL:	10.00
											FUND CODE SUB-TOTAL:	10.00
070181	0002	03/02/2017	A	Western fees princ acct	03	018	1630	9500	000000	000	10.00	
070208	0001	03/08/2017	A	Kroger comm check	03	018	1630	9500	000000	000	294.23	
070278	0001	03/27/2017	A	Western fees	03	018	1630	9500	000000	000	9.00	
											RCPT CODE SUB-TOTAL:	313.23
070186	0003	03/03/2017	A	Coke Commission Wester	03	018	1690	9500	000000	000	0.00	
070242	0003	03/17/2017	A	Coke Commission Wester	03	018	1690	9500	000000	000	20.79	

STATUS (STS) CODES:
 A-RECEIPT B-REFUND OF RECEIPT V-VOID REFUND OF RECEIPT X-REDUCTION OF EXPENDITURE
 C-APPROPRIATION OR BUDGET MODIFICATIONS D-EXPENSE/SUPPLIES DISTRIBUTION F-FUND TO FUND TRANSFER

TRANS NO	ITEM NO	TRANS DATE	STS	DESCRIPTION OR SOURCE	TI	FUND	RCPT	SPCC	SUBT	OPU	TRANS AMOUNT
RCPT CODE SUB-TOTAL:											20.79
FUND CODE SUB-TOTAL:											334.02
070218	0003	03/10/2017	A	PTO Recycling-Central	03	019	1890	9121	000000	000	10.16
070224	0003	03/10/2017	A	PTO Recycling-Central	03	019	1890	9121	000000	000	4.26
RCPT CODE SUB-TOTAL:											14.42
FUND CODE SUB-TOTAL:											14.42
070193	0002	03/06/2017	A	PTO Donation	03	019	1890	9122	000000	000	200.00
070218	0001	03/10/2017	A	PTO Recycling-Eastern	03	019	1890	9122	000000	000	10.15
070224	0001	03/10/2017	A	PTO Recycling-Eastern	03	019	1890	9122	000000	000	4.27
RCPT CODE SUB-TOTAL:											214.42
FUND CODE SUB-TOTAL:											214.42
070218	0002	03/10/2017	A	PTO Recycling-Western	03	019	1890	9123	000000	000	10.15
070224	0002	03/10/2017	A	PTO Recycling-Western	03	019	1890	9123	000000	000	4.26
RCPT CODE SUB-TOTAL:											14.41
FUND CODE SUB-TOTAL:											14.41
070173	0001	03/01/2017	A	Boys Sect BB Tourn adm 2/28	03	022	1615	9601	000000	000	2,856.00
070180	0001	03/02/2017	A	Boys BB Tourn Adm 3/1	03	022	1615	9601	000000	000	3,588.00
070194	0001	03/06/2017	A	Boys BB Sect Tourn Adm 3/3	03	022	1615	9601	000000	000	5,948.00
070198	0001	03/07/2017	A	Boys Sect Tourn Presale	03	022	1615	9601	000000	000	916.00
070215	0001	03/09/2017	A	Girls Reg BB tourn adm 3/8	03	022	1615	9601	000000	000	1,902.00
070204	0001	03/10/2017	A	Facility Rental - Girls BB Tour	03	022	1615	9601	000000	000	500.00-
070204	0003	03/10/2017	A	Custodial salaries Girls tourn	03	022	1615	9601	000000	000	404.46-
070204	0005	03/10/2017	A	Benefits costs Girls BB Tourn	03	022	1615	9601	000000	000	462.64-
070204	0007	03/10/2017	A	Facility Rental - Boys BB Tour	03	022	1615	9601	000000	000	500.00-
070204	0009	03/10/2017	A	Custodial salaries Boys Tourn	03	022	1615	9601	000000	000	918.43-
070204	0011	03/10/2017	A	Benefits costs Boys Tourn	03	022	1615	9601	000000	000	571.70-
070234	0001	03/13/2017	A	Archibold presale Reg BB Tourn	03	022	1615	9601	000000	000	1,295.00
070234	0002	03/13/2017	A	Girls Reg BB Tourn adm 3/11	03	022	1615	9601	000000	000	1,744.00

STATUS (STS) CODES:
 A-RECEIPT B-REFUND OF RECEIPT V-VOID REFUND OF RECEIPT X-REDUCTION OF EXPENDITURE
 C-APPROPRIATION OR BUDGET MODIFICATIONS D-EXPENSE/SUPPLIES DISTRIBUTION F-FUND TO FUND TRANSFER

LEXINGTON LOCAL SCHOOLS
 TRANS. BY FUND/RCPT, ALL FUNDS
 DATES 03/01/2017 THRU 03/31/2017
 SORTED BY TRANSACTION DATE

TRANS NO	ITEM NO	TRANS DATE	STS	DESCRIPTION OR SOURCE	TI	FUND	RCPT	SPEC	SUBJ	OPU	TRANS AMOUNT
070229	0001	03/17/2017	A	Facility Rental Girls Reg	03	022	1615	9601	000000	000	440.00-
070229	0003	03/17/2017	A	Benefits cost Girls Regional	03	022	1615	9601	000000	000	171.50-
070229	0005	03/17/2017	A	Cust Costs Girls Regional	03	022	1615	9601	000000	000	450.40-
070229	0007	03/17/2017	A	Cust Benefits girls regional	03	022	1615	9601	000000	000	70.00-
RCPT CODE SUB-TOTAL:											13,679.87
070172	0001	03/01/2017	A	Boys Bb Tourn 2/28 Media pymt	03	022	1690	9601	000000	000	270.00
070177	0001	03/02/2017	A	Boys BB Sect Media pymt 3/1	03	022	1690	9601	000000	000	60.00
070191	0001	03/06/2017	A	Boys BB Sect Media pymt 3/3	03	022	1690	9601	000000	000	60.00
070195	0001	03/06/2017	A	Girls Sect Tourns NM Dist Reim	03	022	1690	9601	000000	000	2,896.10
070212	0001	03/09/2017	A	Broadcast Girls BB Reg Tourn	03	022	1690	9601	000000	000	80.00
070232	0001	03/13/2017	A	Girls BB Reg Tour Broadcast mo	03	022	1690	9601	000000	000	80.00
070301	0001	03/30/2017	A	OHSAA Reg Reimb	03	022	1690	9601	000000	000	971.50
RCPT CODE SUB-TOTAL:											4,417.60
FUND CODE SUB-TOTAL:											18,097.47
070313	0002	03/31/2017	A	Richland Bank Mar Int. 024	03	024	1410	0000	000000	000	286.95
RCPT CODE SUB-TOTAL:											286.95
070176	0001	03/02/2017	A	Kastran Feb Ins	03	024	1872	0000	000000	000	189.45
070222	0001	03/10/2017	A	Parker March Cobra pymt	03	024	1872	0000	000000	000	1,913.73
070246	0001	03/20/2017	A	Employees' Premiums Mar	03	024	1872	0000	000000	000	56,227.76
070247	0001	03/20/2017	A	Board's Premiums Mar 2017	03	024	1872	0000	000000	000	325,959.43
070298	0001	03/29/2017	A	Heck Mar Ins	03	024	1872	0000	000000	000	1,903.71
070298	0002	03/29/2017	A	Heck Mar vision	03	024	1872	0000	000000	000	26.80-
070300	0001	03/30/2017	A	Kastran Mar Ins	03	024	1872	0000	000000	000	194.45
RCPT CODE SUB-TOTAL:											386,361.73
FUND CODE SUB-TOTAL:											386,648.68
070199	0002	03/07/2017	A	Drama Club tickets	03	200	1620	9102	000000	000	80.00
070264	0001	03/22/2017	A	Grease ticket sales	03	200	1620	9102	000000	000	96.00
070270	0002	03/23/2017	A	Grease ticket sales	03	200	1620	9102	000000	000	200.00
070283	0001	03/27/2017	A	Grease Ticket sales	03	200	1620	9102	000000	000	5,077.00
070288	0001	03/28/2017	A	Grease Ticket sale	03	200	1620	9102	000000	000	1,554.00
070308	0001	03/31/2017	A	Grease ticket sales	03	200	1620	9102	000000	000	1,172.00
070308	0002	03/31/2017	A	Grease ticket sales overage	03	200	1620	9102	000000	000	129.00

STATUS (STS) CODES:

A-RECEIPT B-REFUND OF RECEIPT V-VOID REFUND OF RECEIPT X-REDUCTION OF EXPENDITURE
 C-APPROPRIATION OR BUDGET MODIFICATIONS D-EXPENSE/SUPPLIES DISTRIBUTION F-FUND TO FUND TRANSFER

TRANS NO	ITEM NO	TRANS DATE	STS	DESCRIPTION OR SOURCE	TI	FUND	RCPT	SPCC	SUBJ	OPU	TRANS AMOUNT
070308	0003	03/31/2017	A	Grease misc donations - ticket	03	200	1620	9102	000000	000	74.00
RCPT CODE SUB-TOTAL:											8,382.00
070168	0001	03/06/2017	A	Drama Club Patron	03	200	1690	9102	000000	000	1,000.00
070199	0001	03/07/2017	A	Drama Club Patrons	03	200	1690	9102	000000	000	310.00
070240	0001	03/16/2017	A	Grease Tshirts fundraiser	03	200	1690	9102	000000	000	1,145.00
070262	0001	03/21/2017	A	Grease T-shirts	03	200	1690	9102	000000	000	110.00
070264	0002	03/22/2017	A	Grease Patrons	03	200	1690	9102	000000	000	535.00
070265	0003	03/22/2017	A	Grease patron	03	200	1690	9102	000000	000	175.00
070270	0001	03/23/2017	A	Grease patrons	03	200	1690	9102	000000	000	500.00
070286	0001	03/28/2017	A	Grease Patron	03	200	1690	9102	000000	000	250.00
RCPT CODE SUB-TOTAL:											4,325.00
FUND CODE SUB-TOTAL:											12,707.00
070281	0001	03/27/2017	A	Spring fling fundraiser	03	200	1620	9114	000000	000	57.00
RCPT CODE SUB-TOTAL:											57.00
FUND CODE SUB-TOTAL:											57.00
070269	0001	03/23/2017	A	Dues fees	03	200	1630	9116	000000	000	50.00
RCPT CODE SUB-TOTAL:											50.00
FUND CODE SUB-TOTAL:											50.00
070188	0001	03/03/2017	A	Yearbook sales	03	200	1620	9119	000000	000	470.00
RCPT CODE SUB-TOTAL:											470.00
070183	0001	03/03/2017	A	Patron ad sales	03	200	1690	9119	000000	000	90.00
RCPT CODE SUB-TOTAL:											90.00
FUND CODE SUB-TOTAL:											560.00
070296	0001	03/29/2017	A	Grease ticket sales	03	200	1620	9120	000000	000	752.00

STATUS (STS) CODES:
 A-RECEIPT B-REFUND OF RECEIPT V-VOID REFUND OF RECEIPT X-REDUCTION OF EXPENDITURE
 C-APPROPRIATION OR BUDGET MODIFICATIONS D-EXPENSE/SUPPLIES DISTRIBUTION F-FUND TO FUND TRANSFER

DATE: 04/03/2017
 TIME: 12:37

LEXINGTON LOCAL SCHOOLS
 TRANS. BY FUND/RCPT, ALL FUNDS
 DATES 03/01/2017 THRU 03/31/2017
 SORTED BY TRANSACTION DATE

PAGE: 15
 (RECLE)

TRANS NO	ITEM NO	TRANS DATE	STS	DESCRIPTION OR SOURCE	TI	FUND	RCPT	SPCC	SUBJ	OPU	TRANS AMOUNT
070297	0001	03/29/2017	A	Grease ticket sales	03	200	1620	9120	000000	000	749.00
070302	0001	03/30/2017	A	Grease ticket sales	03	200	1620	9120	000000	000	1,472.00
RCPT CODE SUB-TOTAL:											2,973.00
070297	0002	03/29/2017	A	Grease Patrons	03	200	1690	9120	000000	000	350.00
RCPT CODE SUB-TOTAL:											350.00
FUND CODE SUB-TOTAL:											3,323.00
070197	0001	03/07/2017	A	Frozen Night Fundraiser	03	200	1690	9121	000000	000	39.00
RCPT CODE SUB-TOTAL:											39.00
FUND CODE SUB-TOTAL:											39.00
070239	0001	03/16/2017	A	Art to Remember pynt	03	200	1690	9201	000000	000	66.89
070239	0002	03/16/2017	A	Art donations	03	200	1690	9201	000000	000	50.00
RCPT CODE SUB-TOTAL:											116.89
FUND CODE SUB-TOTAL:											116.89
070167	0001	03/06/2017	A	Recycling - JH Informed Teens	03	200	1690	9612	000000	000	6.72
RCPT CODE SUB-TOTAL:											6.72
FUND CODE SUB-TOTAL:											6.72
070266	0001	03/22/2017	A	Jazz Band Dinner dance sales	03	300	1620	9115	000000	000	2,438.00
RCPT CODE SUB-TOTAL:											2,438.00
FUND CODE SUB-TOTAL:											2,438.00
070275	0001	03/24/2017	A	JH PE Vending	03	300	1620	9206	000000	000	300.00
RCPT CODE SUB-TOTAL:											300.00
FUND CODE SUB-TOTAL:											300.00

STATUS (STS) CODES:

A-RECEIPT B-REFUND OF RECEIPT V-VOID REFUND OF RECEIPT X-REDUCTION OF EXPENDITURE
 C-APPROPRIATION OR BUDGET MODIFICATIONS D-EXPENSE/SUPPLIES DISTRIBUTION F-FUND TO FUND TRANSFER

LEXINGTON LOCAL SCHOOLS
 TRANS. BY FUND/RCPT, ALL FUNDS
 DATES 03/01/2017 THRU 03/31/2017
 SORTED BY TRANSACTION DATE

TRANS NO	ITEM NO	TRANS DATE	STS	DESCRIPTION OR SOURCE	TI	FUND	RCPT	SPCC	SUBJ	OPU	TRANS AMOUNT
070166	0001	03/03/2017	B	PRESALE TICKETS @ GALION	03	300	1610	9600	000000	707	916.00-
070201	0001	03/08/2017	B	PRESALE TICKETS BOYS BASKETBAL	03	300	1610	9600	000000	707	1,880.00-
070214	0001	03/09/2017	A	Boys Bb Tour Presale	03	300	1610	9600	000000	707	1,848.00
070205	0001	03/10/2017	B	BOYS PRESALE TICKETS 3/11/17	03	300	1610	9600	000000	707	1,678.00-
070220	0001	03/10/2017	A	Dist Boys BB Presale	03	300	1610	9600	000000	707	1,656.00
070258	0001	03/17/2017	A	Boys BB Presale Depperschmidt	03	300	1610	9600	000000	707	10.00
RCPT CODE SUB-TOTAL:											960.00-
070190	0001	03/04/2017	A	Program Sales Boys BB Sect	03	300	1620	9600	000000	000	149.00
070235	0001	03/13/2017	A	Program Sales Girls Reg BB	03	300	1620	9600	000000	000	180.00
RCPT CODE SUB-TOTAL:											329.00
070171	0001	03/01/2017	A	2016/17 program ads	03	300	1690	9600	000000	000	300.00
070216	0001	03/09/2017	A	2016/17 Ads	03	300	1690	9600	000000	000	1,250.00
070217	0001	03/09/2017	A	2017 Ad Sponsorship	03	300	1690	9600	000000	000	6,000.00
070219	0001	03/10/2017	A	Ad Sponsor	03	300	1690	9600	000000	000	100.00
070229	0002	03/17/2017	A	Facility Rental Girls Regional	03	300	1690	9600	000000	000	440.00
070290	0001	03/29/2017	A	Spring Sports Poster Ads	03	300	1690	9600	000000	000	100.00
070291	0001	03/29/2017	A	Lex Track Invite Entry fee	03	300	1690	9600	000000	000	170.00
RCPT CODE SUB-TOTAL:											8,360.00
070204	0002	03/10/2017	A	Facility Rental- Girls BB Tour	03	300	1810	9600	000000	000	500.00
070204	0008	03/10/2017	A	Facility Rental Boys Tourn	03	300	1810	9600	000000	000	500.00
RCPT CODE SUB-TOTAL:											1,000.00
070303	0001	03/30/2017	A	Volleyball camp registration	03	300	1890	9600	000000	702	40.00
RCPT CODE SUB-TOTAL:											40.00
FUND CODE SUB-TOTAL:											8,769.00
070170	0001	03/08/2017	A	Network Connectivity Revenue	03	451	3219	9017	000000	000	4,500.00
RCPT CODE SUB-TOTAL:											4,500.00
FUND CODE SUB-TOTAL:											4,500.00
070253	0001	03/24/2017	A	IDEA-B Revenue	03	516	4220	9017	000000	000	32,467.59

STATUS (STS) CODES:

A-RECEIPT B-REFUND OF RECEIPT V-VOID REFUND OF RECEIPT X-REDUCTION OF EXPENDITURE
 C-APPROPRIATION OR BUDGET MODIFICATIONS D-EXPENSE/SUPPLIES DISTRIBUTION F-FUND TO FUND TRANSFER

LEXINGTON LOCAL SCHOOLS
 TRANS. BY FUND/RCPT, ALL FUNDS
 DATES 03/01/2017 THRU 03/31/2017
 SORTED BY TRANSACTION DATE

TRANS NO	ITEM NO	TRANS DATE	STS DESCRIPTION OR SOURCE	TI	FUND	RCPT	SPCC	SUBJ	OPU	TRANS AMOUNT	
										RCPT CODE SUB-TOTAL:	32,467.59
										FUND CODE SUB-TOTAL:	32,467.59
070252	0001	03/24/2017	A Title I Revenue	03	572	4220	9017	000000	000		28,698.49
										RCPT CODE SUB-TOTAL:	28,698.49
										FUND CODE SUB-TOTAL:	28,698.49
										GRAND TOTAL:	5,791,925.79

STATUS (STS) CODES:

- A-RECEIPT B-REFUND OF RECEIPT V-VOID REFUND OF RECEIPT X-REDUCTION OF EXPENDITURE
 C-APPROPRIATION OR BUDGET MODIFICATIONS D-EXPENSE/SUPPLIES DISTRIBUTION F-FUND TO FUND TRANSFER

LEXINGTON LOCAL SCHOOLS
 Revenue Account Summary
 SORTED BY FUND-SCC/ACCT

	FYTD Receivable	FYTD Actual Receipts	MTD Actual Receipts	YTD Actual Receipts	FYTD Balance Receivable	FYTD Percent Received
*****TOTAL FOR FUND-SCC 001 0000 (GENERAL FUND):	23,106,385.00	18,828,205.22	4,958,417.56	7,594,204.38	4,278,179.78	81.48
*****TOTAL FOR FUND-SCC 001 9412 (GENERAL BUDGET RESERVE SET-ASIDE-1Z/BWC):	0.00	0.00	0.00	0.00	0.00	0.00
*****TOTAL FOR FUND-SCC 001 9800 (FINGERPRINT PAYMENT CLEARING ACCOUNT):	0.00	0.00	0.00	0.00	0.00	0.00
*****TOTAL FOR FUND-SCC 002 0000 (BOND RETIREMENT FUND):	0.00	0.00	0.00	0.00	0.00	0.00
*****TOTAL FOR FUND-SCC 003 0000 (PERMANENT IMPROVEMENT FUND):	689,483.00	600,241.57	244,255.99	291,451.99	89,241.43	87.06
*****TOTAL FOR FUND-SCC 006 0000 (FOOD SERVICE FUND):	731,825.00	544,504.12	81,391.96	235,677.16	187,320.88	74.40
*****TOTAL FOR FUND-SCC 007 9003 (FRAN & WARREN RUFF SCHOLARSHIP):	0.00	0.00	0.00	0.00	0.00	0.00
*****TOTAL FOR FUND-SCC 007 9100 (LEXINGTON MINUTEMEN ACADEMIC SCHOLARSHIP FUND):	4,956.00	1,187.99	37.52	66.08	3,768.01	23.97
*****TOTAL FOR FUND-SCC 007 9800 (TERRY McCANNON SCHOLARSHIP FUND):	38.00	80.28	8.61	32.02	42.28-	211.26
*****TOTAL FOR FUND-SCC 007 9801 (MINUTEMAN ALUMNI SCHOLARSHIP FUND):	6.00	11.80	1.26	4.70	5.80-	196.67

*** NOTE!! ONLY ACTIVE ACCOUNTS HAVE BEEN SELECTED, TOTALS MAY EXCLUDE AMOUNTS THAT ARE RELATED TO INACTIVE ACCOUNTS. ***

LEXINGTON LOCAL SCHOOLS
 Revenue Account Summary
 SORTED BY FUND-SCC/ACCT

	FYTD Receivable	FYTD Actual Receipts	MTD Actual Receipts	YTD Actual Receipts	FYTD Balance Receivable	FYTD Percent Received
*****TOTAL FOR FUND-SCC 007 9999 (LEXINGTON SCHOOLS TRUST FUND):	0.00	0.00	0.00	0.00	0.00	0.00
*****TOTAL FOR FUND-SCC 018 9100 (HIGH SCHOOL PRINCIPAL'S FUND):	9,669.00	10,988.47	6,070.20	7,461.39	1,319.47	113.65
*****TOTAL FOR FUND-SCC 018 9200 (JUNIOR HIGH PRINCIPAL'S FUND):	5,765.00	6,759.04	1,038.18	2,076.03	994.04	117.24
*****TOTAL FOR FUND-SCC 018 9300 (EASTERN PRINCIPAL'S FUND):	5,788.00	6,181.84	462.40	3,422.73	393.84	106.80
*****TOTAL FOR FUND-SCC 018 9301 (EASTERN ELEMENTARY BOOKFAIR/BOXTOPS FUND):	4,789.00	0.00	0.00	0.00	4,789.00	0.00
*****TOTAL FOR FUND-SCC 018 9302 (EASTERN ELEMENTARY MATH):	1,241.00	0.00	0.00	0.00	1,241.00	0.00
*****TOTAL FOR FUND-SCC 018 9400 (CENTRAL PRINCIPAL'S FUND):	4,588.00	5,076.24	876.00	1,104.09	568.24	112.61
*****TOTAL FOR FUND-SCC 018 9401 (CENTRAL ELEMENTARY BOOKFAIR FUND):	6,049.00	4,563.78	10.00	947.00	1,485.22	75.45
*****TOTAL FOR FUND-SCC 018 9402 (CENTRAL ELEMENTARY ART):	7.00	0.00	0.00	0.00	7.00	0.00
*****TOTAL FOR FUND-SCC 018 9500 (WESTERN PRINCIPAL'S FUND):	6,705.00	5,810.04	334.02	1,439.23	894.96	86.65

*** NOTE!! ONLY ACTIVE ACCOUNTS HAVE BEEN SELECTED, TOTALS MAY EXCLUDE AMOUNTS THAT ARE RELATED TO INACTIVE ACCOUNTS. ***

	FYTD Receivable	FYTD Actual Receipts	MTD Actual Receipts	YTD Actual Receipts	FYTD Balance Receivable	FYTD Percent Received
*****TOTAL FOR FUND-SCC 018 9501 (WESTERN ELEMENTARY BOOKFAIR/BOXTOPS FUND):	7,070.00	5,059.40	0.00	1,538.99	2,010.60	71.56
*****TOTAL FOR FUND-SCC 018 9502 (HIGH SCHOOL ACADEMIC BOOSTERS FUND):	0.00	0.00	0.00	0.00	0.00	0.00
*****TOTAL FOR FUND-SCC 018 9503 (WESTERN ELEMENTARY ART):	0.00	0.00	0.00	0.00	0.00	0.00
*****TOTAL FOR FUND-SCC 018 9602 (JUNIOR HIGH ACADEMIC BOOSTERS FUND):	0.00	0.00	0.00	0.00	0.00	0.00
*****TOTAL FOR FUND-SCC 018 9901 (JUNIOR HIGH TEACHER ADVISORY FUND):	0.00	0.00	0.00	0.00	0.00	0.00
*****TOTAL FOR FUND-SCC 019 9001 (ACADEMIC BOOSTERS GRANTS):	0.00	0.00	0.00	0.00	0.00	0.00
*****TOTAL FOR FUND-SCC 019 9121 (CENTRAL ELEMENTARY PTO GRANTS):	1,739.00	2,117.35	14.42	38.96	378.35-	121.76
*****TOTAL FOR FUND-SCC 019 9122 (EASTERN ELEMENTARY PTO GRANTS):	1,739.00	2,317.37	214.42	238.95	578.37-	133.26
*****TOTAL FOR FUND-SCC 019 9123 (WESTERN ELEMENTARY PTO GRANTS):	1,739.00	2,117.37	14.41	38.96	378.37-	121.76
*****TOTAL FOR FUND-SCC 019 9200 (RICHLAND COUNTY FOUNDATION GRANT PLAYGROUND):	0.00	0.00	0.00	0.00	0.00	0.00

*** NOTE!! ONLY ACTIVE ACCOUNTS HAVE BEEN SELECTED, TOTALS MAY EXCLUDE AMOUNTS THAT ARE RELATED TO INACTIVE ACCOUNTS. ***

LEXINGTON LOCAL SCHOOLS
 Revenue Account Summary
 SORTED BY FUND-SCC/ACCT

	FYTD Receivable	FYTD Actual Receipts	MTD Actual Receipts	YTD Actual Receipts	FYTD Balance Receivable	FYTD Percent Received
*****TOTAL FOR FUND-SCC 019 9201 (RICHLAND COUNTY FOUNDATION GRANT CENTRAL PRID):	0.00	0.00	0.00	0.00	0.00	0.00
*****TOTAL FOR FUND-SCC 019 9202 (RICHLAND COUNTY FOUNDATION GRANT-HENSEL FY15):	0.00	0.00	0.00	0.00	0.00	0.00
*****TOTAL FOR FUND-SCC 019 9204 (RICHLAND COUNTY FOUNDATION GRANT-PELPHREY 15):	0.00	0.00	0.00	0.00	0.00	0.00
*****TOTAL FOR FUND-SCC 019 9205 (RICHLAND CO FOUNDATION GRANT-STAINED GLASS 16):	0.00	0.00	0.00	0.00	0.00	0.00
*****TOTAL FOR FUND-SCC 019 9206 (RICHLAND CO FOUNDATION GRANT-SEASONAL SCIE 16):	0.00	0.00	0.00	0.00	0.00	0.00
*****TOTAL FOR FUND-SCC 019 9207 (RICHLAND CO FOUNDATION-SCORE COMMON CORE 16):	0.00	0.00	0.00	0.00	0.00	0.00
*****TOTAL FOR FUND-SCC 019 9208 (RICHLAND CO FOUND-BUILD A COMM OF READERS):	500.00	500.00	0.00	0.00	0.00	100.00
*****TOTAL FOR FUND-SCC 019 9209 (RICH CO FOUND-LEARN TO READ FOR A LIFETIME):	1,199.00	1,199.00	0.00	0.00	0.00	100.00
*****TOTAL FOR FUND-SCC 019 9210 (RICH CO FOUND-MULTI-SENS APPROACH TO LEARNING):	831.66	831.66	0.00	0.00	0.00	100.00
*****TOTAL FOR FUND-SCC 019 9211 (RICH CO FOUND-BEE AWARENESS):	672.92	672.92	0.00	0.00	0.00	100.00

*** NOTE!! ONLY ACTIVE ACCOUNTS HAVE BEEN SELECTED, TOTALS MAY EXCLUDE AMOUNTS THAT ARE RELATED TO INACTIVE ACCOUNTS. ***

	FYTD Receivable	FYTD Actual Receipts	MTD Actual Receipts	YTD Actual Receipts	FYTD Balance Receivable	FYTD Percent Received
*****TOTAL FOR FUND-SCC 019 9212 (RICH CO FOUND-DONT LET THE PIGEON STOP TALK):	623.60	623.60	0.00	0.00	0.00	100.00
*****TOTAL FOR FUND-SCC 019 9303 (OHIO POWER GRANT (BERRY)):	0.00	0.00	0.00	0.00	0.00	0.00
*****TOTAL FOR FUND-SCC 019 9500 (DOLLAR GENERAL LIT FOUND) - YOUTH LIT FY16):	0.00	0.00	0.00	0.00	0.00	0.00
*****TOTAL FOR FUND-SCC 019 9616 (WALMART TEACHER OF THE YEAR-DANIELLE SAVAGE):	0.00	0.00	0.00	0.00	0.00	0.00
*****TOTAL FOR FUND-SCC 022 9601 (OHGAA TOURNAMENT AGENCY FUND):	58,337.00	38,965.37	18,097.47	19,293.12	19,371.63	66.79
*****TOTAL FOR FUND-SCC 024 0000 (EMPLOYEE BENEFITS FUND FOR MEDICAL/DENTAL):	3,571,627.00	3,482,591.09	386,648.68	1,164,861.05	89,035.91	97.51
*****TOTAL FOR FUND-SCC 200 9101 (HIGH SCHOOL ART CLUB):	0.00	0.00	0.00	0.00	0.00	0.00
*****TOTAL FOR FUND-SCC 200 9102 (HIGH SCHOOL DRAMA CLUB):	14,792.00	19,686.00	12,707.00	16,371.00	4,894.00	133.09
*****TOTAL FOR FUND-SCC 200 9103 (HIGH SCHOOL MATH CLUB):	0.00	0.00	0.00	0.00	0.00	0.00
*****TOTAL FOR FUND-SCC 200 9104 (HIGH SCHOOL LEADERSHIP COUNCIL):	3,200.00	2,806.00	0.00	0.00	394.00	87.69

*** NOTE!! ONLY ACTIVE ACCOUNTS HAVE BEEN SELECTED, TOTALS MAY EXCLUDE AMOUNTS THAT ARE RELATED TO INACTIVE ACCOUNTS. ***

LEXINGTON LOCAL SCHOOLS
 Revenue Account Summary
 SORTED BY FUND-SCC/ACCT

	FYTD Receivable	FYTD Actual Receipts	MTD Actual Receipts	YTD Actual Receipts	FYTD Balance Receivable	FYTD Percent Received
*****TOTAL FOR FUND-SCC 200 9105 (HIGH SCHOOL FRENCH CLUB):	165.00	240.00	0.00	0.00	75.00	145.45
*****TOTAL FOR FUND-SCC 200 9107 (HIGH SCHOOL SPANISH CLUB):	1,040.00	780.00	0.00	15.00	260.00	75.00
*****TOTAL FOR FUND-SCC 200 9108 (HIGH SCHOOL LEO CLUB):	847.00	1,556.06	0.00	18.26	709.06	183.71
*****TOTAL FOR FUND-SCC 200 9114 (HIGH SCHOOL STUDENT COUNCIL FUND):	1,115.00	461.41	57.00	115.41	653.59	41.38
*****TOTAL FOR FUND-SCC 200 9115 (HIGH SCHOOL KEY CLUB):	712.00	365.50	0.00	5.00	346.50	51.33
*****TOTAL FOR FUND-SCC 200 9116 (HIGH SCHOOL CHESS CLUB):	91.00	50.00	50.00	50.00	41.00	54.95
*****TOTAL FOR FUND-SCC 200 9119 (HIGH SCHOOL YEARBOOK FUND):	15,695.00	8,115.00	560.00	560.00	7,580.00	51.70
*****TOTAL FOR FUND-SCC 200 9120 (HIGH SCHOOL JOURNALISM FUND):	0.00	3,323.00	3,323.00	3,323.00	3,323.00	0.00
*****TOTAL FOR FUND-SCC 200 9121 (HIGH SCHOOL NATIONAL HONOR SOCIETY):	1,118.00	2,066.07	39.00	2,066.07	948.07	184.80
*****TOTAL FOR FUND-SCC 200 9160 (HIGH SCHOOL GERMAN CLUB):	0.00	0.00	0.00	0.00	0.00	0.00

*** NOTE!! ONLY ACTIVE ACCOUNTS HAVE BEEN SELECTED, TOTALS MAY EXCLUDE AMOUNTS THAT ARE RELATED TO INACTIVE ACCOUNTS. ***

	FYTD Receivable	FYTD Actual Receipts	MTD Actual Receipts	YTD Actual Receipts	FYTD Balance Receivable	FYTD Percent Received
*****TOTAL FOR FUND-SCC 200 9201 (JUNIOR HIGH ART CLUB):	0.00	275.64	116.99	116.99	275.64-	0.00
*****TOTAL FOR FUND-SCC 200 9204 (JUNIOR HIGH STUDENT COUNCIL FUND):	1,124.00	610.00	0.00	0.00	514.00	54.27
*****TOTAL FOR FUND-SCC 200 9205 (JUNIOR HIGH LIBRARY CLUB):	0.00	553.50	0.00	553.50	553.50-	0.00
*****TOTAL FOR FUND-SCC 200 9301 (EASTERN ELEMENTARY STUDENT ACTIVITY FUND):	1,839.00	1,996.87	0.00	680.90	157.87-	108.58
*****TOTAL FOR FUND-SCC 200 9401 (CENTRAL ELEMENTARY STUDENT ACTIVITY FUND):	0.00	0.00	0.00	0.00	0.00	0.00
*****TOTAL FOR FUND-SCC 200 9611 (HIGH SCHOOL INFORMED TEENS FUND):	54.00	53.63-	0.00	0.00	107.63	99.31-
*****TOTAL FOR FUND-SCC 200 9612 (JUNIOR HIGH INFORMED TEENS FUND):	475.00	117.55	6.72	6.72	357.45	24.75
*****TOTAL FOR FUND-SCC 300 9015 (NETWORK CONNECTIVITY FY9015):	0.00	0.00	0.00	0.00	0.00	0.00
*****TOTAL FOR FUND-SCC 300 9106 (HIGH SCHOOL INTRAMURALS):	0.00	0.00	0.00	0.00	0.00	0.00
*****TOTAL FOR FUND-SCC 300 9115 (JAZZ BAND):	1,337.00	2,438.00	2,438.00	2,438.00	1,101.00-	182.35

*** NOTE!! ONLY ACTIVE ACCOUNTS HAVE BEEN SELECTED, TOTALS MAY EXCLUDE AMOUNTS THAT ARE RELATED TO INACTIVE ACCOUNTS. ***

LEXINGTON LOCAL SCHOOLS
 Revenue Account Summary
 SORTED BY FUND-SCC/ACCT

	FYTD Receivable	FYTD Actual Receipts	MTD Actual Receipts	YTD Actual Receipts	FYTD Balance Receivable	FYTD Percent Received
*****TOTAL FOR FUND-SCC 300 9116 (CHOIR):	100.00	50.00	0.00	0.00	50.00	50.00
*****TOTAL FOR FUND-SCC 300 9206 (JUNIOR HIGH PHYS ED DEPARTMENT FUND):	3,400.00	2,380.00	300.00	1,040.00	1,020.00	70.00
*****TOTAL FOR FUND-SCC 300 9210 (JR HIGH INSTRUMENTAL):	0.00	0.00	0.00	0.00	0.00	0.00
*****TOTAL FOR FUND-SCC 300 9600 (ATHLETIC FUND):	267,500.00	226,224.85	8,769.00	35,076.39	41,275.15	84.57
*****TOTAL FOR FUND-SCC 300 9601 (ATHLETIC TOURNAMENT FUND):	0.00	0.00	0.00	0.00	0.00	0.00
*****TOTAL FOR FUND-SCC 300 9602 (ORCHESTRA):	0.00	0.00	0.00	0.00	0.00	0.00
*****TOTAL FOR FUND-SCC 300 9603 (ELEMENTARY MUSIC):	0.00	0.00	0.00	0.00	0.00	0.00
*****TOTAL FOR FUND-SCC 300 9605 (BAND):	0.00	0.00	0.00	0.00	0.00	0.00
*****TOTAL FOR FUND-SCC 451 9013 (NETWORK CONNECTIVITY - FY 2013):	0.00	0.00	0.00	0.00	0.00	0.00
*****TOTAL FOR FUND-SCC 451 9015 (Network Connectivity FY 2015):	0.00	0.00	0.00	0.00	0.00	0.00

*** NOTE!! ONLY ACTIVE ACCOUNTS HAVE BEEN SELECTED, TOTALS MAY EXCLUDE AMOUNTS THAT ARE RELATED TO INACTIVE ACCOUNTS. ***

	FYTD Receivable	FYTD Actual Receipts	MTD Actual Receipts	YTD Actual Receipts	FYTD Balance Receivable	FYTD Percent Received
*****TOTAL FOR FUND-SCC 451 9016 (Network Connectivity FY 2016):	0.00	0.00	0.00	0.00	0.00	0.00
*****TOTAL FOR FUND-SCC 451 9017 (Network Connectivity FY 2017):	9,000.00	9,000.00	4,500.00	4,500.00	0.00	100.00
*****TOTAL FOR FUND-SCC 506 9012 (RACE TO THE TOP GRANT FY12):	0.00	0.00	0.00	0.00	0.00	0.00
*****TOTAL FOR FUND-SCC 506 9013 (RACE TO THE TOP GRANT FY13):	0.00	0.00	0.00	0.00	0.00	0.00
*****TOTAL FOR FUND-SCC 506 9014 (RACE TO THE TOP GRANT FY14):	0.00	0.00	0.00	0.00	0.00	0.00
*****TOTAL FOR FUND-SCC 506 9015 (RACE TO THE TOP GRANT FY15):	0.00	0.00	0.00	0.00	0.00	0.00
*****TOTAL FOR FUND-SCC 506 9913 (OHIO RESIDENT EDUCATOR PROGRAM):	0.00	0.00	0.00	0.00	0.00	0.00
*****TOTAL FOR FUND-SCC 506 9914 (OHIO RESIDENT EDUCATOR PROGRAM):	0.00	0.00	0.00	0.00	0.00	0.00
*****TOTAL FOR FUND-SCC 516 9013 (IDEA-B SPECIAL EDUCATION FY13):	0.00	0.00	0.00	0.00	0.00	0.00
*****TOTAL FOR FUND-SCC 516 9014 (IDEA-B SPECIAL EDUCATION FY14):	0.00	0.00	0.00	0.00	0.00	0.00

*** NOTE!! ONLY ACTIVE ACCOUNTS HAVE BEEN SELECTED, TOTALS MAY EXCLUDE AMOUNTS THAT ARE RELATED TO INACTIVE ACCOUNTS. ***

LEXINGTON LOCAL SCHOOLS
 Revenue Account Summary
 SORTED BY FUND-SCC/ACCT

	FYTD Receivable	FYTD Actual Receipts	MTD Actual Receipts	YTD Actual Receipts	FYTD Balance Receivable	FYTD Percent Received
*****TOTAL FOR FUND-SCC 516 9015 (IDEA-B SPECIAL EDUCATION FY15):	0.00	0.00	0.00	0.00	0.00	0.00
*****TOTAL FOR FUND-SCC 516 9016 (IDEA-B SPECIAL EDUCATION FY16):	5,900.81	5,900.81	0.00	0.00	0.00	100.00
*****TOTAL FOR FUND-SCC 516 9017 (IDEA-B SPECIAL EDUCATION FY17):	425,089.03	254,416.83	32,467.59	96,900.69	170,672.20	59.85
*****TOTAL FOR FUND-SCC 551 9013 (TITLE III LEP FY13):	0.00	0.00	0.00	0.00	0.00	0.00
*****TOTAL FOR FUND-SCC 572 9013 (TITLE I TARGETED ASSISTANCE FY13):	0.00	0.00	0.00	0.00	0.00	0.00
*****TOTAL FOR FUND-SCC 572 9014 (TITLE I FY14):	0.00	0.00	0.00	0.00	0.00	0.00
*****TOTAL FOR FUND-SCC 572 9015 (TITLE I FY15):	0.00	0.00	0.00	0.00	0.00	0.00
*****TOTAL FOR FUND-SCC 572 9016 (TITLE I FY16):	164,101.62	33,805.44	0.00	0.00	130,296.18	20.60
*****TOTAL FOR FUND-SCC 572 9017 (TITLE I FY17):	288,932.14	187,635.78	28,698.49	99,565.49	101,296.36	64.94
*****TOTAL FOR FUND-SCC 587 9015 (EARLY CHILDHOOD SPECIAL EDUCATION IDEA FY15):	0.00	0.00	0.00	0.00	0.00	0.00

*** NOTE!! ONLY ACTIVE ACCOUNTS HAVE BEEN SELECTED, TOTALS MAY EXCLUDE AMOUNTS THAT ARE RELATED TO INACTIVE ACCOUNTS. ***

	FYTD Receivable	FYTD Actual Receipts	MTD Actual Receipts	YTD Actual Receipts	FYTD Balance Receivable	FYTD Percent Received
*****TOTAL FOR FUND-SCC 587 9016 (EARLY CHILDHOOD SPECIAL EDUCATION IDEA FY16):	1,073.28	0.00	0.00	0.00	1,073.28	0.00
*****TOTAL FOR FUND-SCC 587 9017 (EARLY CHILDHOOD SPECIAL EDUCATION IDEA FY17):	2,968.86	1,362.32	0.00	1,010.42	1,606.54	45.89
*****TOTAL FOR FUND-SCC 590 9013 (TITLE II-A IMPROVING TEACHER QUALITY FY13):	0.00	0.00	0.00	0.00	0.00	0.00
*****TOTAL FOR FUND-SCC 590 9014 (TITLE II-A IMPROVING TEACHER QUALITY FY14):	0.00	0.00	0.00	0.00	0.00	0.00
*****TOTAL FOR FUND-SCC 590 9015 (TITLE II-A IMPROVING TEACHER QUALITY FY15):	0.00	0.00	0.00	0.00	0.00	0.00
*****TOTAL FOR FUND-SCC 590 9016 (TITLE II-A IMPROVING TEACHER QUALITY FY16):	0.00	0.00	0.00	0.00	0.00	0.00
*****TOTAL FOR FUND-SCC 590 9017 (TITLE II-A IMPROVING TEACHER QUALITY FY17):	41,215.59	36,489.90	0.00	15,162.40	4,725.69	88.53
*****TOTAL FOR FUND-SCC 599 9013 (NATIONAL SCHOOL LUNCH EXPANSION GRANT FY13):	0.00	0.00	0.00	0.00	0.00	0.00
*****TOTAL FOR FUND-SCC 599 9015 (CHILD NUTRITION - TEAM NUTRITION GRANT):	0.00	0.00	0.00	0.00	0.00	0.00
*****GRAND TOTALS:	29,476,177.51	24,353,258.42	5,791,925.79	9,603,471.97	5,122,919.09	82.62

*** NOTE!! ONLY ACTIVE ACCOUNTS HAVE BEEN SELECTED, TOTALS MAY EXCLUDE AMOUNTS THAT ARE RELATED TO INACTIVE ACCOUNTS. ***

LEXINGTON LOCAL SCHOOLS
 Appropriation Account Summary
 SORTED BY FUND-SCC

FYTD Appropriated	Prior FY Carryover Encumbrances	FYTD Expendable	FYTD Actual Expenditures	MTD Actual Expenditures	Current + Future Encumbrances	FYTD Remaining Balance	FYTD Percent Exp/Enc
*****TOTAL FOR FUND-SCC 001 0000 (GENERAL FUND):							
22,703,450.00	173,916.95	22,957,566.95	16,962,902.26	1,835,260.03	927,809.74	5,066,854.95	77.93
*****TOTAL FOR FUND-SCC 001 9412 (GENERAL BUDGET RESERVE SET-ASIDE-1%/BWC):							
0.00	0.00	0.00	0.00	0.00	0.00	0.00	0.00
*****TOTAL FOR FUND-SCC 001 9800 (FINGERPRINT PAYMENT CLEARING ACCOUNT):							
0.00	0.00	0.00	0.00	0.00	0.00	0.00	0.00
*****TOTAL FOR FUND-SCC 002 0000 (BOND RETIREMENT FUND):							
0.00	0.00	0.00	0.00	0.00	0.00	0.00	0.00
*****TOTAL FOR FUND-SCC 003 0000 (PERMANENT IMPROVEMENT FUND):							
803,226.53	3,976.95	807,203.48	686,131.61	978.33	21,005.68	100,066.19	87.60
*****TOTAL FOR FUND-SCC 004 0000 (FOOD SERVICE FUND):							
734,378.42	0.00	734,378.42	578,269.73	85,507.34	61,823.97	94,284.72	87.16
*****TOTAL FOR FUND-SCC 007 9003 (FRAN & WARREN RUPP SCHOLARSHIP):							
0.00	0.00	0.00	0.00	0.00	0.00	0.00	0.00
*****TOTAL FOR FUND-SCC 007 9100 (LEXINGTON MINUTEMEN ACADEMIC SCHOLARSHIP FUND):							
7,000.00	0.00	7,000.00	3,000.00	0.00	2,500.00	1,500.00	78.57
*****TOTAL FOR FUND-SCC 007 9800 (TERRY McCANNON SCHOLARSHIP FUND):							
750.00	0.00	750.00	0.00	0.00	0.00	750.00	0.00
*****TOTAL FOR FUND-SCC 007 9801 (MINUTEMAN ALUMNI SCHOLARSHIP FUND):							
750.00	0.00	750.00	0.00	0.00	0.00	750.00	0.00

*** NOTE!! ONLY ACTIVE ACCOUNTS HAVE BEEN SELECTED, TOTALS MAY EXCLUDE AMOUNTS THAT ARE RELATED TO INACTIVE ACCOUNTS. ***

LEXINGTON LOCAL SCHOOLS
 Appropriation Account Summary
 SORTED BY FUND-SCC

FYTD Appropriated	Prior FY Carryover Encumbrances	FYTD Expendable	FYTD Actual Expenditures	MTD Actual Expenditures	Current + Future Encumbrances	FYTD Remaining Balance	FYTD Percent Exp/Enc
*****TOTAL FOR FUND-SCC 007 9999 (LEXINGTON SCHOOLS TRUST FUND):							
0.00	0.00	0.00	0.00	0.00	0.00	0.00	0.00
*****TOTAL FOR FUND-SCC 018 9100 (HIGH SCHOOL PRINCIPAL'S FUND):							
10,818.62	0.00	10,818.62	3,425.97	227.46	7,063.75	329.00	96.96
*****TOTAL FOR FUND-SCC 018 9200 (JUNIOR HIGH PRINCIPAL'S FUND):							
8,300.47	280.00	8,580.47	1,891.01	857.81	7,064.50	375.04	104.37
*****TOTAL FOR FUND-SCC 018 9300 (EASTERN PRINCIPAL'S FUND):							
11,254.93	173.25	11,428.18	4,493.41	270.10	310.25	6,624.52	42.03
*****TOTAL FOR FUND-SCC 018 9301 (EASTERN ELEMENTARY BOOKFAIR/BOXTOPS FUND):							
7,500.00	0.00	7,500.00	474.51	191.70	4,163.56	2,861.93	61.94
*****TOTAL FOR FUND-SCC 018 9302 (EASTERN ELEMENTARY MATH):							
2,422.16	0.00	2,422.16	0.00	0.00	0.00	2,422.16	0.00
*****TOTAL FOR FUND-SCC 018 9400 (CENTRAL PRINCIPAL'S FUND):							
10,000.00	0.00	10,000.00	6,073.31	1,328.88	2,517.50	1,409.19	85.91
*****TOTAL FOR FUND-SCC 018 9401 (CENTRAL ELEMENTARY BOOKFAIR FUND):							
8,407.24	0.00	8,407.24	3,540.10	428.39	3,697.65	1,169.49	86.09
*****TOTAL FOR FUND-SCC 018 9402 (CENTRAL ELEMENTARY ART):							
753.00	0.00	753.00	0.00	0.00	0.00	753.00	0.00
*****TOTAL FOR FUND-SCC 018 9500 (WESTERN PRINCIPAL'S FUND):							
14,528.82	382.20	14,911.02	4,984.80	1,906.05	1,368.19	8,558.03	42.61

*** NOTE!! ONLY ACTIVE ACCOUNTS HAVE BEEN SELECTED, TOTALS MAY EXCLUDE AMOUNTS THAT ARE RELATED TO INACTIVE ACCOUNTS. ***

LEXINGTON LOCAL SCHOOLS
 Appropriation Account Summary
 SORTED BY FUND-SCC

FYTD Appropriated	Prior FY Carryover Encumbrances	FYTD Expendable	FYTD Actual Expenditures	MTD Actual Expenditures	Current + Future Encumbrances	FYTD Remaining Balance	FYTD Percent Exp/Enc
*****TOTAL FOR FUND-SCC 018 9501 (WESTERN ELEMENTARY BOOKFAIR/BOXTOPS FUND):							
8,421.85	0.00	8,421.85	3,488.68	0.00	2,511.32	2,421.85	71.24
*****TOTAL FOR FUND-SCC 018 9502 (HIGH SCHOOL ACADEMIC BOOSTERS FUND):							
0.00	0.00	0.00	0.00	0.00	0.00	0.00	0.00
*****TOTAL FOR FUND-SCC 018 9503 (WESTERN ELEMENTARY ART):							
402.42	0.00	402.42	0.00	0.00	0.00	402.42	0.00
*****TOTAL FOR FUND-SCC 018 9602 (JUNIOR HIGH ACADEMIC BOOSTERS FUND):							
0.00	0.00	0.00	0.00	0.00	0.00	0.00	0.00
*****TOTAL FOR FUND-SCC 018 9901 (JUNIOR HIGH TEACHER ADVISORY FUND):							
109.25	0.00	109.25	0.00	0.00	0.00	109.25	0.00
*****TOTAL FOR FUND-SCC 019 9001 (ACADEMIC BOOSTERS GRANTS):							
769.07	0.00	769.07	0.00	0.00	0.00	769.07	0.00
*****TOTAL FOR FUND-SCC 019 9121 (CENTRAL ELEMENTARY PTO GRANTS):							
2,327.49	82.80	2,410.29	1,434.11	209.26	700.69	275.49	88.57
*****TOTAL FOR FUND-SCC 019 9122 (EASTERN ELEMENTARY PTO GRANTS):							
2,306.18	0.00	2,306.18	669.10	0.00	0.00	1,637.08	29.01
*****TOTAL FOR FUND-SCC 019 9123 (WESTERN ELEMENTARY PTO GRANTS):							
5,176.63	0.00	5,176.63	1,699.50	0.00	0.00	3,477.13	32.83
*****TOTAL FOR FUND-SCC 019 9200 (RICHLAND COUNTY FOUNDATION GRANT PLAYGROUND):							
1,932.00	0.00	1,932.00	1,732.00	0.00	0.00	200.00	89.65

*** NOTE!! ONLY ACTIVE ACCOUNTS HAVE BEEN SELECTED, TOTALS MAY EXCLUDE AMOUNTS THAT ARE RELATED TO INACTIVE ACCOUNTS. ***

LEXINGTON LOCAL SCHOOLS
 Appropriation Account Summary
 SORTED BY FUND-SCC

FYTD Appropriated	Prior FY Carryover Encumbrances	FYTD Expendable	FYTD Actual Expenditures	MTD Actual Expenditures	Current + Future Encumbrances	FYTD Remaining Balance	FYTD Percent Exp/Enc
*****TOTAL FOR FUND-SCC 019 9201 (RICHLAND COUNTY FOUNDATION GRANT CENTRAL PRID):							
0.00	0.00	0.00	0.00	0.00	0.00	0.00	0.00
*****TOTAL FOR FUND-SCC 019 9202 (RICHLAND COUNTY FOUNDATION GRANT-HENSEL FY15):							
0.00	0.00	0.00	0.00	0.00	0.00	0.00	0.00
*****TOTAL FOR FUND-SCC 019 9204 (RICHLAND COUNTY FOUNDATION GRANT-PELPHREY 15):							
0.00	0.00	0.00	0.00	0.00	0.00	0.00	0.00
*****TOTAL FOR FUND-SCC 019 9205 (RICHLAND CO FOUNDATION GRANT-STAINED GLASS 16):							
0.00	0.00	0.00	0.00	0.00	0.00	0.00	0.00
*****TOTAL FOR FUND-SCC 019 9206 (RICHLAND CO FOUNDATION GRANT-SEASONAL SCIE 16):							
0.00	0.00	0.00	0.00	0.00	0.00	0.00	0.00
*****TOTAL FOR FUND-SCC 019 9207 (RICHLAND CO FOUNDATION-SCORE COMMON CORE 16):							
0.00	0.00	0.00	0.00	0.00	0.00	0.00	0.00
*****TOTAL FOR FUND-SCC 019 9208 (RICHLAND CO FOUND-BUILD A COMM OF READERS):							
500.00	0.00	500.00	489.68	0.00	0.00	10.32	97.94
*****TOTAL FOR FUND-SCC 019 9209 (RICH CO FOUND-LEARN TO READ FOR A LIFETIME):							
1,199.00	0.00	1,199.00	1,139.05	1,139.05	0.00	59.95	95.00
*****TOTAL FOR FUND-SCC 019 9210 (RICH CO FOUND-MULTI-SENS APPROACH TO LEARNING):							
831.66	0.00	831.66	831.20	831.20	0.00	0.46	99.94
*****TOTAL FOR FUND-SCC 019 9211 (RICH CO FOUND-BEE AWARENESS):							
672.92	0.00	672.92	655.34	145.38	0.00	17.58	97.39

*** NOTE!! ONLY ACTIVE ACCOUNTS HAVE BEEN SELECTED, TOTALS MAY EXCLUDE AMOUNTS THAT ARE RELATED TO INACTIVE ACCOUNTS. ***

LEXINGTON LOCAL SCHOOLS
 Appropriation Account Summary
 SORTED BY FUND-SCC

FYTD Appropriated	Prior FY Carryover Encumbrances	FYTD Expendable	FYTD Actual Expenditures	MTD Actual Expenditures	Current + Future Encumbrances	FYTD Remaining Balance	FYTD Percent Exp/Enc
*****TOTAL FOR FUND-SCC 019 9212 (RICH CO FOUND-DONT LET THE PIGEON STOP TALK):							
623.60	0.00	623.60	604.43	604.43	0.00	19.17	96.93
*****TOTAL FOR FUND-SCC 019 9303 (OHIO POWER GRANT (BERRY)):							
0.00	0.00	0.00	0.00	0.00	0.00	0.00	0.00
*****TOTAL FOR FUND-SCC 019 9500 (DOLLAR GENERAL LIT FOUND - YOUTH LIT FY16):							
6.01	0.00	6.01	6.01	0.00	0.00	0.00	100.00
*****TOTAL FOR FUND-SCC 019 9616 (WALMART TEACHER OF THE YEAR-DANIELLE SAVAGE):							
0.00	0.00	0.00	0.00	0.00	0.00	0.00	0.00
*****TOTAL FOR FUND-SCC 022 9601 (OHSAW TOURNAMENT AGENCY FUND):							
58,481.13	0.00	58,481.13	36,491.29	17,942.20	29,192.87	7,203.03	112.32
*****TOTAL FOR FUND-SCC 024 0000 (EMPLOYEE BENEFITS FUND FOR MEDICAL/DENTAL):							
4,363,248.99	0.00	4,363,248.99	3,757,173.50	389,604.32	97,861.54	508,213.95	88.35
*****TOTAL FOR FUND-SCC 200 9101 (HIGH SCHOOL ART CLUB):							
93.76	0.00	93.76	0.00	0.00	0.00	93.76	0.00
*****TOTAL FOR FUND-SCC 200 9102 (HIGH SCHOOL DRAMA CLUB):							
15,000.00	0.00	15,000.00	5,964.52	0.00	2,450.00	6,585.48	56.10
*****TOTAL FOR FUND-SCC 200 9103 (HIGH SCHOOL MATH CLUB):							
52.70	0.00	52.70	0.00	0.00	0.00	52.70	0.00
*****TOTAL FOR FUND-SCC 200 9104 (HIGH SCHOOL LEADERSHIP COUNCIL):							
3,653.66	0.00	3,653.66	2,984.50	0.00	110.00	559.16	84.70

*** NOTE!! ONLY ACTIVE ACCOUNTS HAVE BEEN SELECTED, TOTALS MAY EXCLUDE AMOUNTS THAT ARE RELATED TO INACTIVE ACCOUNTS. ***

LEXINGTON LOCAL SCHOOLS
 Appropriation Account Summary
 SORTED BY FUND-SCC

FYTD Appropriated	Prior FY Carryover Encumbrances	FYTD Expendable	FYTD Actual Expenditures	MTD Actual Expenditures	Current + Future Encumbrances	FYTD Remaining Balance	FYTD Percent Exp/Enc
*****TOTAL FOR FUND-SCC 200 9105 (HIGH SCHOOL FRENCH CLUB):							
296.67	0.00	296.67	194.30	0.00	0.00	102.37	65.49
*****TOTAL FOR FUND-SCC 200 9107 (HIGH SCHOOL SPANISH CLUB):							
1,791.60	0.00	1,791.60	766.63	24.90	8.37	1,016.60	43.26
*****TOTAL FOR FUND-SCC 200 9108 (HIGH SCHOOL LEO CLUB):							
3,969.40	0.00	3,969.40	1,729.58	0.00	850.47	1,389.35	65.00
*****TOTAL FOR FUND-SCC 200 9114 (HIGH SCHOOL STUDENT COUNCIL FUND):							
2,000.00	14.17	2,014.17	279.79	0.00	695.21	1,039.17	48.41
*****TOTAL FOR FUND-SCC 200 9115 (HIGH SCHOOL KEY CLUB):							
2,000.00	0.00	2,000.00	446.90	0.00	30.00	1,523.10	23.65
*****TOTAL FOR FUND-SCC 200 9116 (HIGH SCHOOL CHESS CLUB):							
362.00	0.00	362.00	0.00	0.00	0.00	362.00	0.00
*****TOTAL FOR FUND-SCC 200 9119 (HIGH SCHOOL YEARBOOK FUND):							
33,350.00	8,353.70	41,703.70	4,372.41	675.00	15,500.00	21,831.29	47.65
*****TOTAL FOR FUND-SCC 200 9120 (HIGH SCHOOL JOURNALISM FUND):							
500.00	0.00	500.00	72.00	0.00	352.00	76.00	84.80
*****TOTAL FOR FUND-SCC 200 9121 (HIGH SCHOOL NATIONAL HONOR SOCIETY):							
2,923.94	0.00	2,923.94	2,780.80	1,380.63	117.72	25.42	99.13
*****TOTAL FOR FUND-SCC 200 9160 (HIGH SCHOOL GERMAN CLUB):							
45.00	0.00	45.00	45.00	0.00	0.00	0.00	100.00

*** NOTE!! ONLY ACTIVE ACCOUNTS HAVE BEEN SELECTED, TOTALS MAY EXCLUDE AMOUNTS THAT ARE RELATED TO INACTIVE ACCOUNTS. ***

LEXINGTON LOCAL SCHOOLS
 Appropriation Account Summary
 SORTED BY FUND-SCC

FYTD Appropriated	Prior FY Carryover Encumbrances	FYTD Expendable	FYTD Actual Expenditures	MTD Actual Expenditures	Current + Future Encumbrances	FYTD Remaining Balance	FYTD Percent Exp/Enc
*****TOTAL FOR FUND-SCC 200 9201 (JUNIOR HIGH ART CLUB):							
113.99	0.00	113.99	0.00	0.00	0.00	113.99	0.00
*****TOTAL FOR FUND-SCC 200 9204 (JUNIOR HIGH STUDENT COUNCIL FUND):							
1,153.54	0.00	1,153.54	454.04	0.00	146.16	553.34	52.03
*****TOTAL FOR FUND-SCC 200 9205 (JUNIOR HIGH LIBRARY CLUB):							
77.65	0.00	77.65	0.00	0.00	0.00	77.65	0.00
*****TOTAL FOR FUND-SCC 200 9301 (EASTERN ELEMENTARY STUDENT ACTIVITY FUND):							
2,318.41	0.00	2,318.41	1,929.79	370.00	0.00	388.63	83.24
*****TOTAL FOR FUND-SCC 200 9401 (CENTRAL ELEMENTARY STUDENT ACTIVITY FUND):							
382.69	0.00	382.69	0.00	0.00	0.00	382.69	0.00
*****TOTAL FOR FUND-SCC 200 9611 (HIGH SCHOOL INFORMED TEENS FUND):							
250.00	0.00	250.00	0.00	0.00	0.00	250.00	0.00
*****TOTAL FOR FUND-SCC 200 9612 (JUNIOR HIGH INFORMED TEENS FUND):							
499.67	0.00	499.67	0.00	0.00	0.00	499.67	0.00
*****TOTAL FOR FUND-SCC 300 9106 (HIGH SCHOOL INTRAMURALS):							
0.00	0.00	0.00	0.00	0.00	0.00	0.00	0.00
*****TOTAL FOR FUND-SCC 300 9115 (JAZZ BAND):							
2,000.00	0.00	2,000.00	1,680.00	1,680.00	0.00	320.00	84.00
*****TOTAL FOR FUND-SCC 300 9116 (CHOIR):							
1,259.80	0.00	1,259.80	90.68	0.00	159.32	1,009.80	19.84

*** NOTE!! ONLY ACTIVE ACCOUNTS HAVE BEEN SELECTED, TOTALS MAY EXCLUDE AMOUNTS THAT ARE RELATED TO INACTIVE ACCOUNTS. ***

LEXINGTON LOCAL SCHOOLS
 Appropriation Account Summary
 SORTED BY FUND-SCC

FYTD Appropriated	Prior FY Carryover Encumbrances	FYTD Expendable	FYTD Actual Expenditures	MTD Actual Expenditures	Current + Future Encumbrances	FYTD Remaining Balance	FYTD Percent Exp/Enc
*****TOTAL FOR FUND-SCC 300 9206 (JUNIOR HIGH PHYS ED DEPARTMENT FUND):							
5,813.17	0.00	5,813.17	2,313.29	655.26	1,031.65	2,468.33	57.54
*****TOTAL FOR FUND-SCC 300 9210 (JR HIGH INSTRUMENTAL):							
41.03	0.00	41.03	0.00	0.00	0.00	41.03	0.00
*****TOTAL FOR FUND-SCC 300 9600 (ATHLETIC FUND):							
266,155.00	400.00	266,555.00	220,989.98	17,998.44	34,294.67	11,270.35	95.77
*****TOTAL FOR FUND-SCC 300 9601 (ATHLETIC TOURNAMENT FUND):							
0.00	0.00	0.00	0.00	0.00	0.00	0.00	0.00
*****TOTAL FOR FUND-SCC 300 9602 (ORCHESTRA):							
63.22	0.00	63.22	0.00	0.00	0.00	63.22	0.00
*****TOTAL FOR FUND-SCC 300 9603 (ELEMENTARY MUSIC):							
1,139.88	0.00	1,139.88	0.00	0.00	0.00	1,139.88	0.00
*****TOTAL FOR FUND-SCC 300 9605 (BAND):							
232.95	0.00	232.95	0.00	0.00	0.00	232.95	0.00
*****TOTAL FOR FUND-SCC 451 9013 (NETWORK CONNECTIVITY - FY 2013):							
0.00	0.00	0.00	0.00	0.00	0.00	0.00	0.00
*****TOTAL FOR FUND-SCC 451 9015 (Network Connectivity FY 2015):							
0.00	0.00	0.00	0.00	0.00	0.00	0.00	0.00
*****TOTAL FOR FUND-SCC 451 9016 (Network Connectivity FY 2016):							
0.00	0.00	0.00	0.00	0.00	0.00	0.00	0.00

*** NOTE!! ONLY ACTIVE ACCOUNTS HAVE BEEN SELECTED, TOTALS MAY EXCLUDE AMOUNTS THAT ARE RELATED TO INACTIVE ACCOUNTS. ***

LEXINGTON LOCAL SCHOOLS
 Appropriation Account Summary
 SORTED BY FUND-SCC

FYTD Appropriated	Prior FY Carryover Encumbrances	FYTD Expendable	FYTD Actual Expenditures	MTD Actual Expenditures	Current + Future Encumbrances	FYTD Remaining Balance	FYTD Percent Exp/Enc
*****TOTAL FOR FUND-SCC 451 9017 (Network Connectivity FY 2017):							
9,000.00	0.00	9,000.00	9,000.00	0.00	0.00	0.00	100.00
*****TOTAL FOR FUND-SCC 499 9101 (STATE GRANT 2001 READING IMPROV. INCENT-CENTRA):							
0.00	0.00	0.00	0.00	0.00	0.00	0.00	0.00
*****TOTAL FOR FUND-SCC 506 9012 (RACE TO THE TOP GRANT FY12):							
0.00	0.00	0.00	0.00	0.00	0.00	0.00	0.00
*****TOTAL FOR FUND-SCC 506 9013 (RACE TO THE TOP GRANT FY13):							
0.00	0.00	0.00	0.00	0.00	0.00	0.00	0.00
*****TOTAL FOR FUND-SCC 506 9014 (RACE TO THE TOP GRANT FY14):							
0.00	0.00	0.00	0.00	0.00	0.00	0.00	0.00
*****TOTAL FOR FUND-SCC 506 9015 (RACE TO THE TOP GRANT FY15):							
0.00	0.00	0.00	0.00	0.00	0.00	0.00	0.00
*****TOTAL FOR FUND-SCC 506 9913 (OHIO RESIDENT EDUCATOR PROGRAM):							
0.00	0.00	0.00	0.00	0.00	0.00	0.00	0.00
*****TOTAL FOR FUND-SCC 506 9914 (OHIO RESIDENT EDUCATOR PROGRAM):							
0.00	0.00	0.00	0.00	0.00	0.00	0.00	0.00
*****TOTAL FOR FUND-SCC 516 9013 (IDEA-B SPECIAL EDUCATION FY13):							
0.00	0.00	0.00	0.00	0.00	0.00	0.00	0.00
*****TOTAL FOR FUND-SCC 516 9014 (IDEA-B SPECIAL EDUCATION FY14):							
0.00	0.00	0.00	0.00	0.00	0.00	0.00	0.00

*** NOTE!! ONLY ACTIVE ACCOUNTS HAVE BEEN SELECTED, TOTALS MAY EXCLUDE AMOUNTS THAT ARE RELATED TO INACTIVE ACCOUNTS. ***

LEXINGTON LOCAL SCHOOLS
 Appropriation Account Summary
 SORTED BY FUND-SCC

FYTD Appropriated	Prior FY Carryover Encumbrances	FYTD Expendable	FYTD Actual Expenditures	MTD Actual Expenditures	Current + Future Encumbrances	FYTD Remaining Balance	FYTD Percent Exp/Enc
*****TOTAL FOR FUND-SCC 516 9015 (IDEA-B SPECIAL EDUCATION FY15):							
0.00	0.00	0.00	0.00	0.00	0.00	0.00	0.00
*****TOTAL FOR FUND-SCC 516 9016 (IDEA-B SPECIAL EDUCATION FY16):							
19,115.15	1,201.65	20,316.80	20,316.80	0.00	0.00	0.00	100.00
*****TOTAL FOR FUND-SCC 516 9017 (IDEA-B SPECIAL EDUCATION FY17):							
425,089.03	0.00	425,089.03	279,042.48	27,702.33	28,739.45	117,307.10	72.40
*****TOTAL FOR FUND-SCC 551 9013 (TITLE III LEP FY13):							
0.00	0.00	0.00	0.00	0.00	0.00	0.00	0.00
*****TOTAL FOR FUND-SCC 572 9013 (TITLE I TARGETED ASSISTANCE FY13):							
0.00	0.00	0.00	0.00	0.00	0.00	0.00	0.00
*****TOTAL FOR FUND-SCC 572 9014 (TITLE I FY14):							
0.00	0.00	0.00	0.00	0.00	0.00	0.00	0.00
*****TOTAL FOR FUND-SCC 572 9015 (TITLE I FY15):							
0.00	0.00	0.00	0.00	0.00	0.00	0.00	0.00
*****TOTAL FOR FUND-SCC 572 9016 (TITLE I FY16):							
38,374.50	2,400.00	40,774.50	40,774.50	0.00	0.00	0.00	100.00
*****TOTAL FOR FUND-SCC 572 9017 (TITLE I FY17):							
419,228.32	0.00	419,228.32	194,389.51	29,473.41	5,641.79	219,197.02	47.71
*****TOTAL FOR FUND-SCC 587 9015 (EARLY CHILDHOOD SPECIAL EDUCATION IDEA FY15):							
0.00	0.00	0.00	0.00	0.00	0.00	0.00	0.00

*** NOTE!! ONLY ACTIVE ACCOUNTS HAVE BEEN SELECTED, TOTALS MAY EXCLUDE AMOUNTS THAT ARE RELATED TO INACTIVE ACCOUNTS. ***

LEXINGTON LOCAL SCHOOLS
 Appropriation Account Summary
 SORTED BY FUND-SCC

FYTD Appropriated	Prior FY Carryover Encumbrances	FYTD Expendable	FYTD Actual Expenditures	MTD Actual Expenditures	Current + Future Encumbrances	FYTD Remaining Balance	FYTD Percent Exp/Enc
*****TOTAL FOR FUND-SCC 587 9016 (EARLY CHILDHOOD SPECIAL EDUCATION IDEA FY16):							
0.00	0.00	0.00	0.00	0.00	0.00	0.00	0.00
*****TOTAL FOR FUND-SCC 587 9017 (EARLY CHILDHOOD SPECIAL EDUCATION IDEA FY17):							
4,042.14	0.00	4,042.14	1,362.32	0.00	372.29	2,307.53	42.91
*****TOTAL FOR FUND-SCC 590 9013 (TITLE II-A IMPROVING TEACHER QUALITY FY13):							
0.00	0.00	0.00	0.00	0.00	0.00	0.00	0.00
*****TOTAL FOR FUND-SCC 590 9014 (TITLE II-A IMPROVING TEACHER QUALITY FY14):							
0.00	0.00	0.00	0.00	0.00	0.00	0.00	0.00
*****TOTAL FOR FUND-SCC 590 9015 (TITLE II-A IMPROVING TEACHER QUALITY FY15):							
0.00	0.00	0.00	0.00	0.00	0.00	0.00	0.00
*****TOTAL FOR FUND-SCC 590 9016 (TITLE II-A IMPROVING TEACHER QUALITY FY16):							
0.00	0.00	0.00	0.00	0.00	0.00	0.00	0.00
*****TOTAL FOR FUND-SCC 590 9017 (TITLE II-A IMPROVING TEACHER QUALITY FY17):							
41,215.59	0.00	41,215.59	41,215.59	3,082.47	0.00	0.00	100.00
*****TOTAL FOR FUND-SCC 599 9013 (NATIONAL SCHOOL LUNCH EXPANSION GRANT FY13):							
0.00	0.00	0.00	0.00	0.00	0.00	0.00	0.00
*****TOTAL FOR FUND-SCC 599 9015 (CHILD NUTRITION - TEAM NUTRITION GRANT):							
0.00	0.00	0.00	0.00	0.00	0.00	0.00	0.00
*****GRAND TOTALS:							
30,154,352.85	191,181.67	30,345,534.52	22,894,795.90	2,420,474.37	1,260,090.31	6,190,648.31	79.60

*** NOTE!! ONLY ACTIVE ACCOUNTS HAVE BEEN SELECTED, TOTALS MAY EXCLUDE AMOUNTS THAT ARE RELATED TO INACTIVE ACCOUNTS. ***