


# LEXINGTON LOCAL SCHOOLS



---

FINANCIAL REPORT  
FOR THE PERIOD ENDING  
FEBRUARY 28, 2017

---

PREPARED BY  
JASON WHITESEL, TREASURER

DATE: 03/02/2017  
TIME: 10:52

LEXINGTON LOCAL SCHOOLS  
CASH RECONCILIATION AS OF 02/28/2017

PAGE: 1  
(USAEMSED)

	SUB-TOTALS	TOTALS
	-----	-----
Gross Depository Balances:		
RICHLAND BANK MMA 5719	\$ 2,031,230.21	
RICHLAND BANK SWEEP ACCT 3520	1,475,884.29	
RICHLAND BANK GENERAL ACCT 0580	300,957.50	
RICHLAND BANK ANTHEM SWEEP 3523	519,995.22	
RICHLAND BANK EE BENEFITS 3180	0.00	
RICHLAND BANK PAYROLL ACCT 9780	24,476.45	
RICHLAND BANK ATHLETIC ACCT 3280	4,525.00	
	-----	
Total Depository Balances (Gross)		\$ 4,357,068.67
Adjustments to Bank Balance:		
Cash in Transit to Bank	\$ 3,041.00	
Outstanding Checks	149,953.04-	
Adjustments	29,130.37-	
Municipal Income Tax -796.03		
Outstanding SERS -28,334.34		
	-----	
Total Adjustments to Bank Balance		176,042.41-
Investments:		
Treasury Bonds and Notes	\$ 1,075,284.50	
Certificate of Deposits	2,925,000.00	
Other Securities	0.00	
Other Investments:		
Richland Bank - Money Market	39,605.15	
	-----	
Total Investments		4,039,889.65
Cash on Hand:		
Petty Cash:		
TREASURER'S OFFICE	\$ 100.00	
HIGH SCHOOL	50.00	
JUNIOR HIGH SCHOOL	50.00	
EASTERN, CENTRAL, WESTERN	150.00	
Change Cash:		
ATHLETIC CHANGE	\$ 3,000.00	
CAFETERIA CHANGE	440.00	
JUNIOR HIGH SCHOOL	100.00	
Cash with Fiscal Agent	0.00	
	-----	
Total Cash on Hand		3,890.00
		-----
Total Balances		\$ 8,224,805.91
		=====
Total Fund Balance		\$ 8,224,805.91
		=====
Depository Clearance Accounts:		
	-----	
Total Clearance Account Balances		\$ 0.00

*Jessie D. Whitfield*

February 01, 2017 To February 28, 2017

Account Name : Lexington Local SD Managing Agency

Account No : 5750

## Summary Of Investment Holdings

Quantity	Description		Unit Value	Market Value	Tax Cost	Estimated Ann Inc	Yield To Mkt
<u>Money Market - Taxable</u>							
39,605.15	Northern Instl Government Select Portfolio		1.0000	39,605.15	39,605.15	158.42	0.40%
Totals				<b>39,605.15</b>	<b>39,605.15</b>	<b>158.42</b>	<b>0.40%</b>
<u>Marketable CD</u>							
100,000	Transportation Alliance Bk	0.800%	07/05/2017	100.0938	100,093.80	100,000.00	800.00 0.80%
200,000	Apple Bank for Savings	0.850%	10/06/2017	100.1791	200,358.20	200,000.00	1,700.00 0.85%
200,000	Wells Fargo Bank NA	1.000%	12/06/2017	100.2068	200,413.60	200,000.00	2,000.00 1.00%
150,000	Comenity Capital Bank	1.150%	08/29/2018	99.6068	149,410.20	150,000.00	1,725.00 1.15%
200,000	Franklin Synergy Bank	1.100%	10/09/2018	100.0682	200,136.40	200,000.00	2,200.00 1.10%
200,000	Farm Bureau Bank	1.100%	12/17/2018	99.6355	199,271.00	200,000.00	2,200.00 1.10%
150,000	Ally Bank Midvale UT	1.450%	02/11/2019	100.4980	150,747.00	150,000.00	2,175.00 1.44%
200,000	Capital One Bank USA	1.200%	08/12/2019	99.0506	198,101.20	200,000.00	2,400.00 1.21%
100,000	First Financial NW Inc WA	1.450%	08/19/2019	99.9299	99,929.90	100,000.00	1,450.00 1.45%
200,000	Abacus Federal Savings Bank	1.250%	09/17/2019	99.3642	198,728.40	200,000.00	2,500.00 1.26%
200,000	Alma Bank NY	1.300%	06/10/2020	98.9131	197,826.20	200,000.00	2,600.00 1.31%
150,000	Community Finl Svcs Bank	1.500%	08/19/2020	99.3900	149,085.00	150,000.00	2,250.00 1.51%
175,000	Unison Bank	1.500%	11/25/2020	101.0313	176,804.78	175,000.00	2,625.00 1.48%
200,000	Goldman Sachs Bank USA	1.865%	02/17/2021	100.2451	200,490.20	200,000.00	3,730.42 1.86%
200,000	MB Financial Bank NA	1.400%	03/30/2021	100.3255	200,651.00	200,000.00	2,800.00 1.40%
100,000	BankVista Sartell MN	1.400%	04/06/2021	98.3272	98,327.20	100,000.00	1,400.00 1.42%
200,000	Bank Of Santa Clarita	1.400%	04/15/2021	98.2867	196,573.40	200,000.00	2,800.00 1.42%
Totals				<b>2,916,947.48</b>	<b>2,925,000.00</b>	<b>37,355.42</b>	<b>1.28%</b>
<u>U.S. Govt Agy/Exempt State</u>							
125,000	FHLB	1.050%	06/04/2018	99.3288	124,161.00	124,987.50	1,312.50 1.06%
150,000	FHLB	1.000%	08/28/2018	99.5710	149,356.50	150,000.00	1,500.00 1.00%
Totals				<b>273,517.50</b>	<b>274,987.50</b>	<b>2,812.50</b>	<b>1.03%</b>

February 01, 2017 To February 28, 2017

Account Name : Lexington Local SD Managing Agency

Account No : 5750

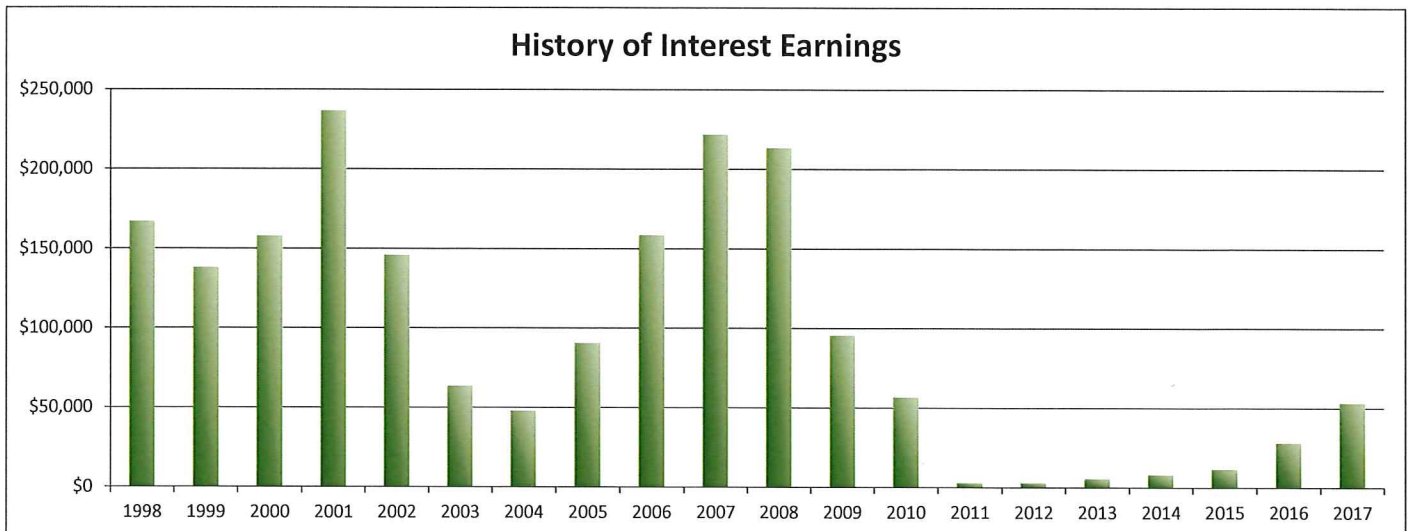
## Summary Of Investment Holdings

Quantity	Description			Unit Value	Market Value	Tax Cost	Estimated Ann Inc To Mkt	Yield
<u>U.S. Govt Agy/Nonexempt State</u>								
300,000	FHLMC	1.350%	03/29/2019	99.7648	299,294.40	300,297.00	4,050.00	1.35%
200,000	FHLMC	1.300%	10/25/2019	98.7970	197,594.00	200,000.00	2,600.00	1.32%
300,000	FNMA	1.300%	07/28/2020	97.2509	291,752.70	300,000.00	3,900.00	1.34%
Totals					<b>788,641.10</b>	<b>800,297.00</b>	<b>10,550.00</b>	<b>1.34%</b>
Grand Total					<b>4,018,711.23</b>	<b>4,039,889.65</b>	<b>50,876.34</b>	<b>1.27%</b>

**LEXINGTON LOCAL SCHOOLS**  
**INVESTMENT REPORT FOR THE MONTH ENDING**  
**FEBRUARY 28, 2017**

<b>INTEREST EARNED:</b>	<b>THIS MONTH</b>	<b>FISCAL YEAR TO DATE</b>
Richland Bank, General Sweep	\$420.29	\$4,991.72
Richland Bank, General MMA	\$1,262.95	\$14,779.79
Richland Bank, Anthem Sweep	\$165.64	\$1,465.10
Star Ohio	\$0.00	\$0.00
CDs, Bonds, and other investments	\$5,718.20	\$32,180.09
<b>TOTAL INTEREST RECEIVED</b>	<b>\$7,567.08</b>	<b>\$53,416.70</b>

<b>History of Interest Earnings</b>	<b>Fiscal Year</b>	<b>Interest Earnings</b>
	1998	\$ 167,057.52
	1999	\$ 138,113.69
	2000	\$ 157,991.72
	2001	\$ 236,839.79
	2002	\$ 146,052.34
	2003	\$ 63,712.36
	2004	\$ 47,970.95
	2005	\$ 90,719.94
	2006	\$ 158,724.51
	2007	\$ 221,998.86
	2008	\$ 213,660.34
	2009	\$ 95,639.63
	2010	\$ 56,860.22
	2011	\$ 3,001.78
	2012	\$ 3,090.00
	2013	\$ 5,758.97
	2014	\$ 8,349.92
	2015	\$ 11,765.22
	2016	\$ 28,300.22
<b>FISCAL Year To Date</b>	<b>2017</b>	<b>\$53,416.70</b>
<b>Total Interest Earnings 1998 to Present</b>		<b>\$ 1,909,024.68</b>



FINANCIAL SUMMARY REPORT  
Processing Month: February 2017  
LEXINGTON LOCAL SCHOOLS

Fnd	Sec	Description	Beginning Balance	MTD Revenues	FYTD Revenues	MTD Expenditures	FYTD Expenditures	Current Available Balance
001	0000	GENERAL FUND	8,934,264.87	1,660,403.85	13,869,787.66	1,883,849.36	15,127,642.23	7,676,410.30
001	9412	GENERAL BUDGET RESERVE SE	87,928.97	.00	.00	.00	.00	87,928.97
002	0000	BOND RETIREMENT FUND	1,925.89	.00	.00	.00	.00	1,925.89
003	0000	PERMANENT IMPROVEMENT FUN	117,720.48	47,196.00	355,985.58	4,420.00	685,153.28	211,447.22-
006	0000	FOOD SERVICE FUND	2,553.42	75,208.08	463,112.16	56,620.10	492,762.39	27,096.81-
007	9100	LEXINGTON MINUTEMEN ACADE	18,506.86	15.69	1,150.47	.00	3,000.00	16,657.33
007	9800	TERRY McCANNON SCHOLARSHI	13,585.20	12.86	71.67	.00	.00	13,656.87
007	9801	MINUTEMAN ALUMNI SCHOLARS	1,995.46	1.89	10.54	.00	.00	2,006.00
018	9100	HIGH SCHOOL PRINCIPAL'S F	1,149.62	958.36	4,918.27	289.80	3,198.41	2,869.48
018	9200	JUNIOR HIGH PRINCIPAL'S F	2,815.47	917.81	5,720.86	72.37	1,033.20	7,503.13
018	9300	EASTERN PRINCIPAL'S FUND	5,640.18	2,927.46	5,719.44	1,473.39	4,223.31	7,136.31
018	9301	EASTERN ELEMENTARY BOOKFA	11,356.99	.00	.00	36.44	282.81	11,074.18
018	9302	EASTERN ELEMENTARY MATH	1,181.16	.00	.00	.00	.00	1,181.16
018	9400	CENTRAL PRINCIPAL'S FUND	10,210.91	214.00	4,200.24	.00	4,744.43	9,666.72
018	9401	CENTRAL ELEMENTARY BOOKFA	2,358.24	19.00	4,553.78	.00	3,111.71	3,800.31
018	9402	CENTRAL ELEMENTARY ART	746.00	.00	.00	.00	.00	746.00
018	9500	WESTERN PRINCIPAL'S FUND	8,206.02	1,053.00	5,476.02	2,143.87	3,078.75	10,603.29
018	9501	WESTERN ELEMENTARY BOOKFA	1,351.85	8.99	5,059.40	.00	3,488.68	2,922.57
018	9503	WESTERN ELEMENTARY ART	402.42	.00	.00	.00	.00	402.42
018	9901	JUNIOR HIGH TEACHER ADVIS	109.25	.00	.00	.00	.00	109.25
019	9001	ACADEMIC BOOSTERS GRANTS	769.07	.00	.00	.00	.00	769.07
019	9121	CENTRAL ELEMENTARY PTO GR	671.29	11.54	2,102.93	506.56	1,224.85	1,549.37
019	9122	EASTERN ELEMENTARY PTO GR	567.18	11.54	2,102.95	300.00	669.10	2,001.03
019	9123	WESTERN ELEMENTARY PTO GR	3,437.63	11.55	2,102.96	.00	1,699.50	3,841.09
019	9200	RICHLAND COUNTY FOUNDATIO	1,932.00	.00	.00	1,732.00	1,732.00	200.00
019	9208	RICHLAND CO FOUND-BUILD A	.00	.00	500.00	.00	489.68	10.32
019	9209	RICH CO FOUND-LEARN TO RE	.00	.00	1,199.00	.00	.00	1,199.00
019	9210	RICH CO FOUND-MULTI-SENS	.00	.00	831.66	.00	.00	831.66
019	9211	RICH CO FOUND-DEE AWARENE	.00	.00	672.92	.00	509.96	162.96
019	9212	RICH CO FOUND-DONT LET TH	.00	.00	623.60	.00	.00	623.60
019	9500	DOLLAR GENERAL LIT FUND	6.01	.00	.00	.00	6.01	.00
022	9601	OHSAA TOURNAMENT AGENCY F	144.13	3,174.00	20,867.90	503.00	18,549.09	2,462.94
024	0000	EMPLOYEE BENEFITS FUND FO	791,621.99	388,015.78	3,095,942.41	328,884.33	3,367,569.18	519,995.22
200	9101	HIGH SCHOOL ART CLUB	93.76	.00	.00	.00	.00	93.76
200	9102	HIGH SCHOOL DRAMA CLUB	14,103.46	3,664.00	6,979.00	209.90	5,964.52	15,117.94
200	9103	HIGH SCHOOL MATH CLUB	52.70	.00	.00	.00	.00	52.70
200	9104	HIGH SCHOOL LEADERSHIP CO	453.66	.00	2,806.00	.00	2,984.50	275.16
200	9105	HIGH SCHOOL FRENCH CLUB	131.67	.00	240.00	.00	194.30	177.37
200	9107	HIGH SCHOOL SPANISH CLUB	751.60	5.00	780.00	.00	741.73	789.87
200	9108	HIGH SCHOOL LEO CLUB	3,122.40	.00	1,556.06	582.75	1,729.58	2,948.88
200	9114	HIGH SCHOOL STUDENT COUNC	3,027.08	.00	404.41	.00	279.79	3,151.70
200	9115	HIGH SCHOOL KEY CLUB	1,849.02	5.00	365.50	.00	446.90	1,767.62
200	9116	HIGH SCHOOL CHESS CLUB	271.00	.00	.00	.00	.00	271.00
200	9119	HIGH SCHOOL YEARBOOK FUND	39,285.55	.00	7,555.00	.00	3,697.41	43,143.14
200	9120	HIGH SCHOOL JOURNALISM FU	1,089.44	.00	.00	72.00	72.00	1,017.44
200	9121	HIGH SCHOOL NATIONAL HOND	655.94	1,272.07	2,027.07	681.45	1,400.17	1,282.84

FINANCIAL SUMMARY REPORT  
Processing Month: February 2017  
LEXINGTON LOCAL SCHOOLS

Fnd	Sec	Description	Beginning Balance	MTD Revenues	FYTD Revenues	MTD Expenditures	FYTD Expenditures	Current Available Balance
200	9160	HIGH SCHOOL GERMAN CLUB	45.00	.00	.00	.00	45.00	.00
200	9201	JUNIOR HIGH ART CLUB	113.99	.00	158.75	.00	.00	272.74
200	9204	JUNIOR HIGH STUDENT COUNC	29.54	.00	610.00	253.84	454.04	185.50
200	9205	JUNIOR HIGH LIBRARY CLUB	77.65	553.50	553.50	.00	.00	631.15
200	9301	EASTERN ELEMENTARY STUDEN	479.41	462.00	1,996.87	53.16	1,559.78	916.50
200	9401	CENTRAL ELEMENTARY STUDEN	382.69	.00	.00	.00	.00	382.69
200	9611	HIGH SCHOOL INFORMED TEEN	842.26	.00	53.63-	.00	.00	788.63
200	9612	JUNIOR HIGH INFORMED TEEN	24.67	.00	110.83	.00	.00	135.50
300	9115	JAZZ BAND	1,569.81	.00	.00	.00	.00	1,569.81
300	9116	CHOIR	1,159.80	.00	50.00	.00	90.68	1,119.12
300	9206	JUNIOR HIGH PHYS ED DEPAR	2,413.17	430.00	2,080.00	.00	1,658.03	2,835.14
300	9210	JR HIGH INSTRUMENTAL	41.03	.00	.00	.00	.00	41.03
300	9600	ATHLETIC FUND	19,748.85	8,721.50	217,455.85	14,829.85	202,991.54	34,213.16
300	9602	ORCHESTRA	63.22	.00	.00	.00	.00	63.22
300	9603	ELEMENTARY MUSIC	1,139.88	.00	.00	.00	.00	1,139.88
300	9605	BAND	232.95	.00	.00	.00	.00	232.95
451	9017	Network Connectivity FY 2	.00	.00	4,500.00	.00	9,000.00	4,500.00-
516	9016	IDEA-B SPECIAL EDUCATION	14,415.99	.00	5,900.81	.00	20,316.80	.00
516	9017	IDEA-B SPECIAL EDUCATION	.00	30,352.85	221,949.24	52,454.37	251,340.15	29,390.91-
572	9016	TITLE I FY16	6,969.06	.00	33,805.44	.00	40,774.50	.00
572	9017	TITLE I FY17	.00	34,665.59	158,937.29	28,339.77	164,916.10	5,978.81-
587	9017	EARLY CHILDHOOD SPECIAL E	.00	723.40	1,362.32	.00	1,362.32	.00
590	9017	TITLE II-A IMPROVING TEAC	.00	6,585.18	36,489.90	5,981.14	38,133.12	1,643.22-
Grand Total All Funds			10,137,794.81	2,267,601.49	18561,332.63	2,384,289.45	20474,321.53	8224,805.91
Total Invested Funds			.00					

DATE: 03/02/2017  
TIME: 10:10:19OHIO DEPARTMENT OF EDUCATION - OFFICE OF SCHOOL MANAGEMENT ASSISTANCE  
ANNUAL SPENDING PLAN (CURRENT OPERATION - GENERAL FUND ONLY - O.R.C. 5705.391)

PAGE: 1

SCHOOL DISTRICT: LEXINGTON LOCAL SCHOOLS

IRN # 049437

COUNTY: RICHLAND

FISCAL YEAR: 2017 MONTH: 02

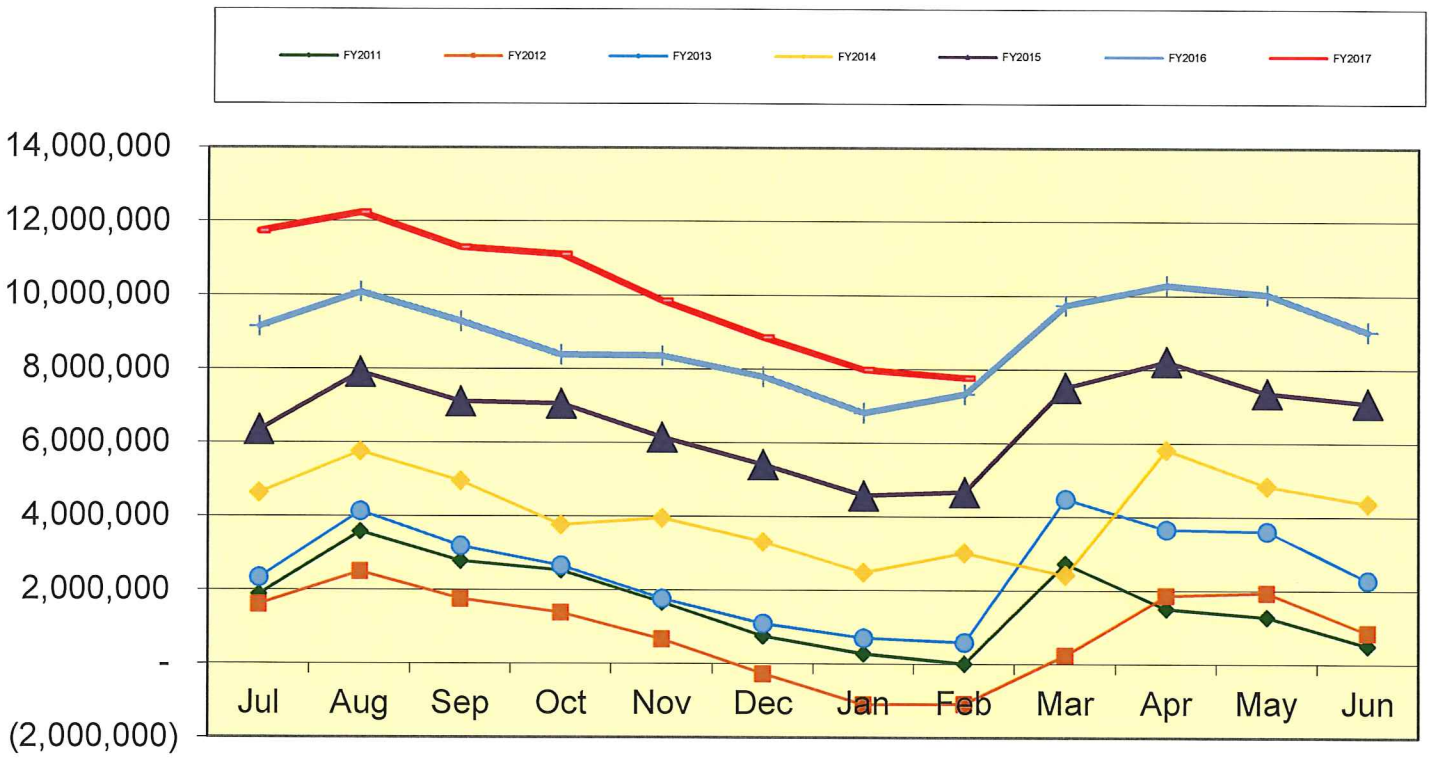
	MONTHLY ESTIMATE	MONTHLY ACTUAL	MONTHLY DIFFERENCE	FISCAL YTD ESTIMATE	FISCAL YTD ACTUAL	FISCAL YTD DIFFERENCE
<b>REVENUES</b>						
01.010 General Property (Real Estate)	1,300,000	700,804	519,196-	5,900,000	5,481,568	418,432-
01.020 Tangible Personal Property Tax	0	0	0	200,000	218,691	18,691
01.030 Income Tax	0	0	0	0	0	0
01.035 Unrestricted Grants-in-Aid	815,000	821,486	6,486	6,515,000	6,736,993	221,993
01.040 Restricted Grants-in-Aid	4,900	6,023	1,123	35,600	50,877	15,277
01.045 Restricted Grants-in-Aid - SFSF	0	0	0	0	0	0
01.050 Property Tax Allocation	0	0	0	874,000	885,639	11,639
01.060 All Other Operating Revenue	40,000	52,091	12,091	232,500	451,033	218,533
01.070 Total Revenue	2,159,900	1,660,404	499,496-	13,757,100	13,824,801	67,701
<b>OTHER FINANCING SOURCES</b>						
02.010 Proceeds from Sale of Notes	0	0	0	0	0	0
02.020 State Emergency Loans & Advancements (Approved)	0	0	0	0	0	0
02.040 Operating Transfers-In	0	0	0	0	0	0
02.050 Advances-In	0	0	0	0	0	0
02.060 All Other Financing Sources	15,000	0	15,000-	65,000	44,985	20,015-
02.070 Total Other Financing Sources	15,000	0	15,000-	65,000	44,985	20,015-
02.080 Total Revenues and Other Financing Sources	2,174,900	1,660,404	514,496-	13,822,100	13,869,786	47,686
<b>EXPENDITURES</b>						
03.010 Personal Services	1,100,000	984,750	115,250-	8,147,695	7,939,212	208,483-
03.020 Employees' Retirement/Insurance Benefits	465,000	486,967	21,967	3,735,000	3,703,561	31,439-
03.030 Purchased Services	285,000	363,021	78,021	2,230,000	2,388,819	158,819
03.040 Supplies and Materials	35,000	42,017	7,017	555,000	564,420	9,420
03.050 Capital Outlay	17,000	335	16,665-	91,920	85,326	6,594-
03.060 Intergovernmental	0	0	0	0	0	0
04.010 Debt Service: All Principal (Historical)	0	0	0	0	0	0
04.020 Debt Service: Principal - Notes	0	0	0	0	0	0
04.030 Debt Service: Principal - State Loans	0	0	0	0	0	0
04.040 Debt Service: Principal - State Advancements	0	0	0	0	0	0
04.050 Debt Service: Principal - HB 264 Loans	0	0	0	0	0	0
04.055 Debt Service: Principal - Other	0	0	0	0	0	0
04.060 Debt Service: Interest and Fiscal Charges	0	0	0	0	0	0
04.300 Other Objects	7,500	6,759	741-	146,000	146,303	303
04.500 Total Expenditures	1,909,500	1,883,849	25,651-	14,905,615	14,827,641	77,974-
<b>OTHER FINANCING USES</b>						
05.010 Operating Transfers - Out	0	0	0	0	300,000	300,000
05.020 Advances - Out	0	0	0	0	0	0
05.030 All Other Financing Uses	0	0	0	0	0	0
05.040 Total Other Financing Uses	0	0	0	0	300,000	300,000
05.050 Total Expenditure and Other Financing Uses	1,909,500	1,883,849	25,651-	14,905,615	15,127,641	222,026
06.010 Excess Rev & Oth Financing Sources over(under) Exp &	265,400	223,445-	489,945-	1,083,515-	1,257,855-	174,340-
07.010 Beginning Cash Balance	7,673,279	7,987,784	314,505	9,022,194	9,022,194	0
07.020 Ending Cash Balance	7,938,679	7,764,339	174,340-	7,938,679	7,764,339	174,340-
08.010 Outstanding Encumbrances	1,000,000	1,012,251	12,251	1,000,000	1,012,251	12,251



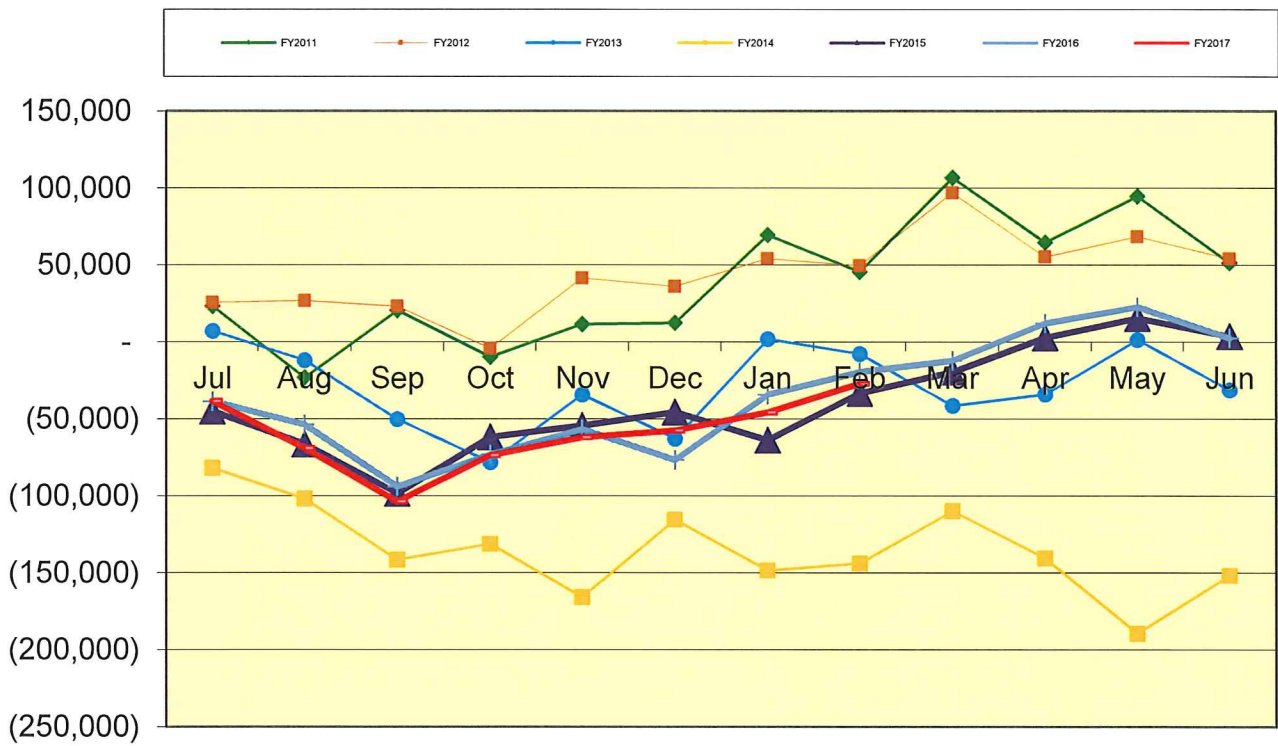
**LEXINGTON LOCAL SCHOOL DISTRICT  
GENERAL FUND ONLY 2016-17  
SUMMARY OF RECEIPTS AND EXPENDITURES - FIVE YEAR FORECAST FORMAT**

LINE 7.010	BEGINNING CASH BALANCE		\$ 9,022,194		
	2/28/2017	FISCAL YEAR TO DATE Estimate	FISCAL YEAR TO DATE Actual	VARIANCE Estimate vs. Actual	PERCENT of VARIANCE
<b>REVENUES</b>					
LINE 1.010	Real Estate Tax	\$ 5,900,000	\$ 5,481,568	(\$418,432)	-7.09%
LINE 1.020	Personal Property Tax	\$ 200,000	\$ 218,691	\$18,691	9.35%
LINE 1.030	Income Tax	\$ -	\$ -	\$0	
LINE 1.035	State Funding	\$ 6,515,000	\$ 6,736,993	\$221,993	3.41%
LINE 1.040	Career Tech / Economic Disadv.	\$ 35,600	\$ 50,877	\$15,277	42.91%
LINE 1.050	Property Tax Allocation	\$ 874,000	\$ 885,639	\$11,639	1.33%
LINE 1.060	Other Operating Revenue	\$ 232,500	\$ 451,033	\$218,533	93.99%
LINE 1.070	TOTAL REVENUE	\$ 13,757,100	\$ 13,824,801	\$67,701	0.49%
LINE 2.01	Proceeds from Notes	\$ -	\$ -	\$0	
LINE 2.04	Transfers In	\$ -	\$ -	\$0	
LINE 2.050	Advances In	\$ -	\$ -	\$0	#DIV/0!
LINE 2.060	Other Financing Sources	\$ 65,000	\$ 44,985	(\$20,015)	-30.79%
LINE 2.070	TOTAL OTHER SOURCES	\$ 65,000	\$ 44,985	(\$20,015)	-30.79%
<b>LINE 2.080</b>	<b>TOTAL REVENUES &amp; Sources</b>	<b>\$ 13,822,100</b>	<b>\$ 13,869,786</b>	<b>\$47,686</b>	<b>0.34%</b>
<b>EXPENSES</b>					
LINE 3.010	Salaries	\$ 8,147,695	\$ 7,939,212	\$208,483	2.56%
LINE 3.020	Retirement and Benefits	\$ 3,735,000	\$ 3,703,561	\$31,439	0.84%
LINE 3.030	Purchased Services	\$ 2,230,000	\$ 2,388,819	(\$158,819)	-7.12%
LINE 3.040	Supplies and Materials	\$ 555,000	\$ 564,420	(\$9,420)	-1.70%
LINE 3.050	Capital Outlay and Equipment	\$ 91,920	\$ 85,326	\$6,594	7.17%
LINE 3.06	INTERGOVERNMENTAL	\$ -	\$ -	\$0	
LINE 4.020	DEBT SERVICE - Notes	\$ -	\$ -	\$0	
LINE 4.060	DEBT SERVICE - Interest charges	\$ -	\$ -	\$0	
LINE 4.300	Other Objects	\$ 146,000	\$ 146,303	(\$303)	-0.21%
LINE 4.500	TOTAL EXPENDITURES	\$ 14,905,615	\$ 14,827,641	\$77,974	0.52%
LINE 5.00	TRANSFERS OUT	\$ -	\$ 300,000	(\$300,000)	
LINE 5.02	ADVANCES OUT	\$ -	\$ -	\$0	
LINE 5.03	ALL OTHER USES	\$ -	\$ -	\$0	
LINE 5.040	TOTAL OTHER USES	\$ -	\$ 300,000	(\$300,000)	
<b>LINE 5.050</b>	<b>TOTAL EXPENDITURES &amp; USES</b>	<b>\$ 14,905,615</b>	<b>\$ 15,127,641</b>	<b>(\$222,026)</b>	<b>-1.49%</b>
		Estimate	Actual	Variance	
LINE 6.010	REVENUES OVER EXPENSES	\$ (1,083,515)	\$ (1,257,855)	(\$174,340)	
LINE 7.020	ENDING CASH BALANCE	\$ 7,938,679	\$ 7,764,339	(\$174,340)	
	Less Reserves	\$ (87,929)	\$ (87,929)	\$ -	
LINE 8.010	Less Outstanding Encumbrances	\$ (1,000,000)	\$ (1,012,251)	\$ (12,251)	1.23%
<b>LINE 15.010</b>	<b>Unreserved Fund Balance</b>	<b>\$ 6,850,750</b>	<b>\$ 6,664,159</b>	<b>(\$186,591)</b>	<b>-2.72%</b>
		Estimate	Actual	Benchmark Yr. End	
	Salaries/Benefits as % of Revenue	86.4%	84.2%	80.1% or below	
	True Days Cash - Calendar Days on which can operate	112	107	90 or above optimal	

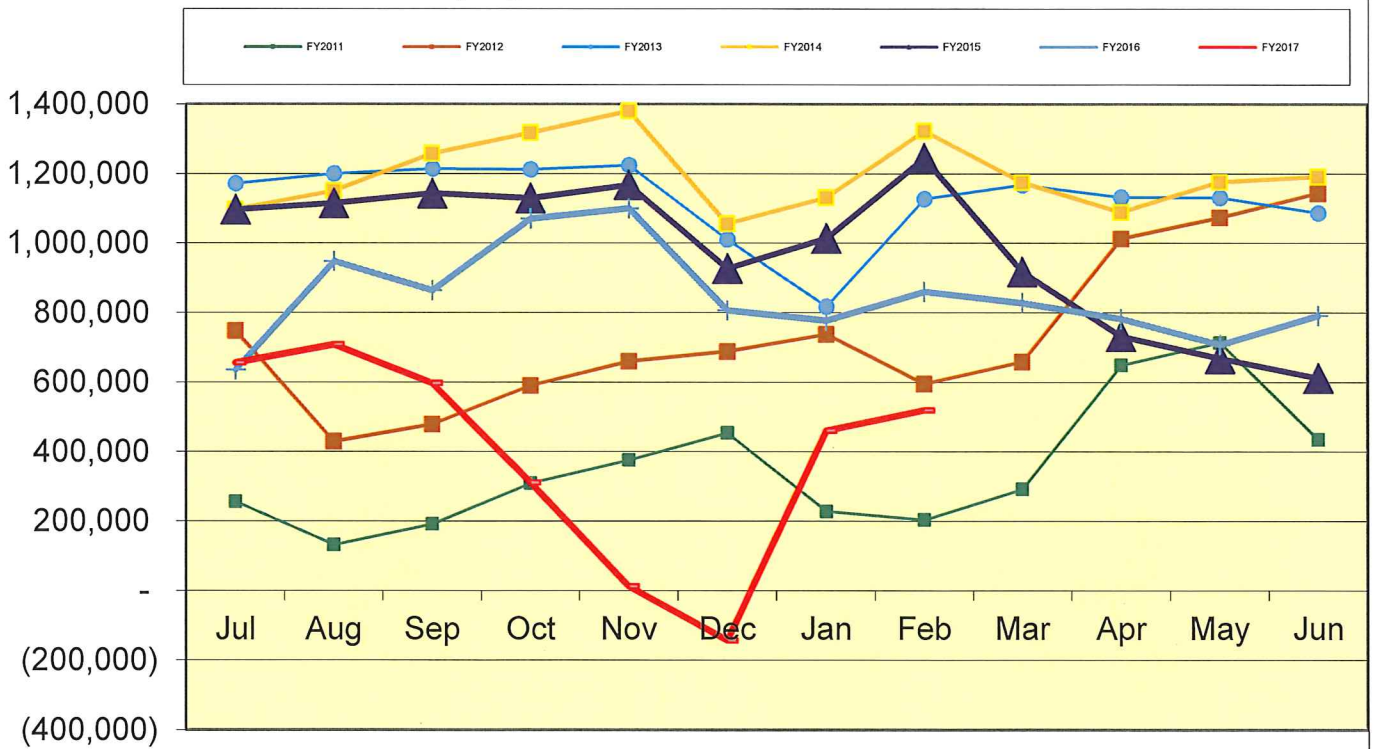
### Lexington Local Schools General Fund Cash Balance



### Lexington Local Schools Food Service Fund Cash Balance



## Lexington Local Schools Employee Benefits Fund Cash Balance



**Lexington Local Schools**

**Permanent Improvement Fund  
2/28/2017**

	Budgeted Amount	Actual Fiscal Year Expended	Current Encumbrances	Expenses / Encumbrances Over/Under Estimate	Remaining Estimated PI Project Costs
<b>Instruction and Administration</b>					
Algebra II Books (85)	\$ 10,543.08	\$ 10,543.40	\$ -	(\$0.32)	\$0.00
American History Books (60)	\$ 7,770.00	\$ -	\$ -	\$7,770.00	\$7,770.00
24 Walkie Talkies (all bldgs/transportation)	\$ 6,888.00	\$ 6,888.00	\$ -	\$0.00	\$0.00
Eastern Go Math	\$ 2,745.25	\$ 2,745.25	\$ -	\$0.00	\$0.00
PK-3 Educational Kits (Western)	\$ 2,135.00	\$ 1,945.00	\$ -	\$190.00	\$0.00
Biology Textbooks (17)	\$ 1,757.35	\$ 1,838.04	\$ -	(\$80.69)	\$0.00
Western Laminator	\$ 1,895.00	\$ 1,895.00	\$ -	\$0.00	\$0.00
Keyboards for HS/Eastern Choir Rooms	\$ 3,579.50	\$ 3,579.50	\$ -	\$0.00	\$0.00
Eastern Replacement Slide	\$ 4,010.00	\$ 4,010.00	\$ -	\$0.00	\$0.00
Central Student Chairs (20)	\$ 556.60	\$ 550.40	\$ -	\$6.20	\$0.00
Western 2nd Grade Resource Books	\$ 486.47	\$ 577.00	\$ -	(\$90.53)	\$0.00
JH PE Equipment	\$ 596.56	\$ 596.55	\$ -	\$0.01	\$0.00
HS Business Text/Software	\$ 3,286.53	\$ 3,286.53	\$ -	\$0.00	\$0.00
Eastern Tables (5)	\$ 1,580.35	\$ 1,580.35	\$ -	\$0.00	\$0.00
Western Music Curriculum	\$ 5,170.00	\$ 4,970.00	\$ -	\$200.00	\$0.00
Western 4-Drawer File	\$ 800.00	\$ 799.98	\$ -	\$0.02	\$0.00
Central Music	\$ 561.08	\$ 561.02	\$ -	\$0.06	\$0.00
Western PK Chairs/Equipment	\$ 2,887.12	\$ 3,239.94	\$ -	(\$352.82)	\$0.00
Western Kindergarten Literacy Curriculum	\$ 2,659.60	\$ 2,659.60	\$ -	\$0.00	\$0.00
Central Kindergarten Literacy Curriculum	\$ 4,632.50	\$ 4,632.50	\$ -	\$0.00	\$0.00
Eastern Table	\$ 316.07	\$ 316.07	\$ -	\$0.00	\$0.00
Central Cellos/Rack	\$ 3,855.00	\$ 3,815.00	\$ -	\$40.00	\$0.00
Eastern PA System	\$ 3,943.98	\$ 3,943.98	\$ -	\$0.00	\$0.00
Eastern M48 Manhasset Stands	\$ 2,380.00	\$ 2,380.00	\$ -	\$0.00	\$0.00

**Maintenance**

Western Pick-Up Area Awnings	\$ 3,000.00	\$ 1,340.00	\$ -	\$1,660.00	\$0.00
Maintenance Truck	\$ 39,000.00	\$ 38,530.15	\$ -	\$469.85	\$0.00
Eastern Chiller Project	\$ 100,000.00	\$ 100,000.00	\$ -	\$0.00	\$0.00
Eastern Roof Project	\$ 97,681.00	\$ 97,681.00	\$ -	\$0.00	\$0.00
JH Cafeteria Chair Lift	\$ 16,000.00	\$ 16,000.00	\$ -	\$0.00	\$0.00
JH Wheelchair Ramps	\$ 16,680.68	\$ -	\$ 16,680.68	\$0.00	\$0.00

**Transportation**

New buses	\$ 190,000.00	\$ 189,036.00	\$ -	\$964.00	\$0.00
-----------	---------------	---------------	------	----------	--------

**Technology**

Computers, servers, tech equip., etc.	\$ 150,000.00	\$ 146,267.58	\$ -	\$3,732.42	\$3,732.42
---------------------------------------	---------------	---------------	------	------------	------------

**Athletics and Student Activities**

3 Scoreboards	\$ 17,100.00	\$ 17,100.00	\$ -	\$0.00	\$0.00
Track Equipment	\$ 1,750.00	\$ -	\$ -	\$1,750.00	\$1,750.00
Marching Band Equipment	\$ 2,192.15	\$ 2,247.15	\$ -	(\$55.00)	\$0.00
Football Press Box Windows Replacement	\$ 4,272.00	\$ 4,172.00	\$ -	\$100.00	\$0.00

**Fees**

Tax Collection Fees	\$ 14,500.00	\$ 5,426.29	\$ -	\$9,073.71	\$9,073.71
---------------------	--------------	-------------	------	------------	------------

	Budgeted Amount	Actual Fiscal Year Expended	Current Encumbrances	Expenses / Encumbrances Over/Under Estimate	Remaining Estimated PI Project Costs
<b>Totals</b>	\$ 727,210.87	\$ 685,153.28	\$ 16,680.68	\$25,376.91	\$22,326.13
Total Budgeted	\$ 727,210.87				

Actual Cash Balance 7/1/16	\$ 117,720.48
Revenues FY17 - Taxes from levy	\$ 355,985.58
Expenditures FY17	\$ (685,153.28)
Current Cash Balance	\$ (211,447.22)
Current Encumbrances	\$ (16,680.68)
Available Balance	\$ (228,127.90)

Remaining Estimated Revenues FY17 - Taxes from levy	\$ 319,014.42
Less: Remaining Estimated PI Project Costs	\$ (22,326.13)
6/30/17 Estimated Carryover	\$ 68,560.39

Lexington Local Schools

Food Service Fund 2016-17 vs. 2015-2016 vs. 2014-2015

							Beginning Balance 7/1/16	\$ 2,553
<b>2016-2017 Through 2/28/17</b>								
<i>Revenues</i>	District-Wide	High School	Junior High	Eastern	Central	Western	<b>Total</b>	
Student Type A, Ezipay, Misc	\$ -	\$ 69,217	\$ 30,642	\$ 30,411	\$ 25,504	\$ 23,083	\$ 178,857	
Student Break, Milk & A La Carte	\$ -	\$ 42,520	\$ 11,984	\$ 7,242	\$ 3,941	\$ 3,874	\$ 69,561	
Adult & Misc revenues	\$ 18,974	\$ 4,562	\$ 993	\$ 1,712	\$ 1,693	\$ 896	\$ 28,830	
State Reimb	\$ -	\$ 982	\$ 726	\$ 1,110	\$ 853	\$ 597	\$ 4,268	
Federal Reimb	\$ -	\$ 40,948	\$ 31,383	\$ 46,841	\$ 36,329	\$ 26,095	\$ 181,596	
<b>Total Revenues</b>	<b>\$ 18,974</b>	<b>\$ 158,229</b>	<b>\$ 75,728</b>	<b>\$ 87,316</b>	<b>\$ 68,320</b>	<b>\$ 54,545</b>	<b>\$ 463,112</b>	
<i>Expenses</i>								
Wages	\$ 31,221	\$ 78,424	\$ 37,357	\$ 24,976	\$ 22,283	\$ 21,736	\$ 215,997	
Severance	\$ -	\$ -	\$ -	\$ -	\$ -	\$ -	\$ -	
Retirement	\$ 7,461	\$ 17,628	\$ 6,308	\$ 7,334	\$ 4,471	\$ 3,629	\$ 46,831	
Medical	\$ 16,084	\$ 29,075	\$ 18,828	\$ 19,384	\$ 1,226	\$ -	\$ 84,597	
Life, Dent, MC, WC	\$ 1,027	\$ 2,657	\$ 1,604	\$ 1,094	\$ 563	\$ 426	\$ 7,371	
Purch Serv, Repairs, Phone, Poste	\$ 2,710	\$ 6,854	\$ 1,149	\$ 538	\$ 812	\$ 538	\$ 12,601	
Supplies	\$ 4,301	\$ -	\$ -	\$ -	\$ -	\$ -	\$ 4,301	
Food Costs	\$ -	\$ 49,767	\$ 18,789	\$ 32,215	\$ 10,905	\$ 9,388	\$ 121,064	
Equipment	\$ -	\$ -	\$ -	\$ -	\$ -	\$ -	\$ -	
Other Costs	\$ -	\$ -	\$ -	\$ -	\$ -	\$ -	\$ -	
<b>Total Expenses</b>	<b>\$ 62,804</b>	<b>\$ 184,405</b>	<b>\$ 84,035</b>	<b>\$ 85,541</b>	<b>\$ 40,260</b>	<b>\$ 35,717</b>	<b>\$ 492,762</b>	
<b>Net Gain (Loss)</b>	<b>\$ (43,830)</b>	<b>\$ (26,176)</b>	<b>\$ (8,307)</b>	<b>\$ 1,775</b>	<b>\$ 28,060</b>	<b>\$ 18,828</b>	<b>\$ (29,650)</b>	
							<b>Ending Cash Balance 1/31/17</b>	<b>\$ (27,097)</b>

							Beginning Balance 7/1/15	\$ 3,707
<b>2015-2016 Through 2/29/16</b>								
<i>Revenues</i>	District-Wide	High School	Junior High	Eastern	Central	Western	<b>Total</b>	
Student Type A, Ezipay, Misc	\$ -	\$ 81,689	\$ 29,755	\$ 30,776	\$ 23,578	\$ 23,577	\$ 189,375	
Student Break, Milk & A La Carte	\$ -	\$ 48,196	\$ 11,873	\$ 6,890	\$ 4,885	\$ 4,392	\$ 76,236	
Adult & Misc revenues	\$ 5,720	\$ 5,058	\$ 1,107	\$ 1,929	\$ 1,527	\$ 915	\$ 16,256	
State Reimb	\$ -	\$ -	\$ -	\$ -	\$ -	\$ -	\$ -	
Federal Reimb	\$ -	\$ 44,445	\$ 27,278	\$ 37,728	\$ 38,002	\$ 25,149	\$ 172,602	
<b>Total Revenues</b>	<b>\$ 5,720</b>	<b>\$ 179,388</b>	<b>\$ 70,013</b>	<b>\$ 77,323</b>	<b>\$ 67,992</b>	<b>\$ 54,033</b>	<b>\$ 454,469</b>	
<i>Expenses</i>								
Wages	\$ 30,314	\$ 67,681	\$ 39,804	\$ 31,403	\$ 21,724	\$ 21,625	\$ 212,551	
Severance	\$ -	\$ -	\$ -	\$ -	\$ -	\$ -	\$ -	
Retirement	\$ 7,258	\$ 16,202	\$ 6,703	\$ 6,639	\$ 5,463	\$ 5,248	\$ 47,513	
Medical	\$ 12,953	\$ 23,416	\$ 16,596	\$ 15,610	\$ -	\$ -	\$ 68,575	
Life, Dent, MC, WC	\$ 787	\$ 1,985	\$ 1,345	\$ 909	\$ 351	\$ 305	\$ 5,682	
Purch Serv, Repairs, Phone, Poste	\$ 2,712	\$ 1,042	\$ 1,016	\$ 984	\$ 588	\$ 588	\$ 6,930	
Supplies	\$ 2,853	\$ -	\$ -	\$ -	\$ -	\$ -	\$ 2,853	
Food Costs	\$ -	\$ 59,872	\$ 21,881	\$ 32,552	\$ 10,870	\$ 8,307	\$ 133,482	
Equipment	\$ -	\$ -	\$ -	\$ -	\$ -	\$ -	\$ -	
Other Costs	\$ -	\$ -	\$ -	\$ -	\$ -	\$ -	\$ -	
<b>Total Expenses</b>	<b>\$ 56,877</b>	<b>\$ 170,198</b>	<b>\$ 87,345</b>	<b>\$ 88,097</b>	<b>\$ 38,996</b>	<b>\$ 36,073</b>	<b>\$ 477,586</b>	
<b>Net Gain (Loss)</b>	<b>\$ (51,157)</b>	<b>\$ 9,190</b>	<b>\$ (17,332)</b>	<b>\$ (10,774)</b>	<b>\$ 28,996</b>	<b>\$ 17,960</b>	<b>\$ (23,117)</b>	
							<b>Ending Cash Balance 1/31/16</b>	<b>\$ (19,410)</b>

							Beginning Balance 7/1/14	\$ 842
<b>2014-2015 Through 2/28/15</b>								
<i>Revenues</i>	District-Wide	High School	Junior High	Eastern	Central	Western	<b>Total</b>	
Student Type A, Ezipay, Misc	\$ -	\$ 89,475	\$ 34,966	\$ 35,217	\$ 27,335	\$ 19,836	\$ 206,829	
Student Break, Milk & A La Carte	\$ -	\$ 50,540	\$ 15,462	\$ 6,121	\$ 4,510	\$ 4,107	\$ 80,740	
Adult & Misc revenues	\$ 2,173	\$ 2,107	\$ 1,636	\$ 1,617	\$ 1,690	\$ 753	\$ 9,976	
State Reimb	\$ -	\$ 755	\$ 625	\$ 815	\$ 719	\$ 485	\$ 3,399	
Federal Reimb	\$ -	\$ 43,122	\$ 26,401	\$ 34,548	\$ 30,464	\$ 24,634	\$ 159,169	
<b>Total Revenues</b>	<b>\$ 2,173</b>	<b>\$ 185,999</b>	<b>\$ 79,090</b>	<b>\$ 78,318</b>	<b>\$ 64,718</b>	<b>\$ 49,815</b>	<b>\$ 460,113</b>	
<i>Expenses</i>								
Wages	\$ 29,509	\$ 77,120	\$ 37,823	\$ 29,362	\$ 17,973	\$ 23,458	\$ 215,245	
Severance	\$ -	\$ -	\$ -	\$ -	\$ -	\$ -	\$ -	
Retirement	\$ 7,544	\$ 20,803	\$ 9,058	\$ 8,255	\$ 6,249	\$ 5,819	\$ 57,728	
Medical	\$ 12,457	\$ 24,647	\$ 10,956	\$ 15,013	\$ 5,321	\$ 2,128	\$ 70,522	
Life, Dent, MC, WC	\$ 749	\$ 2,033	\$ 1,196	\$ 893	\$ 426	\$ 388	\$ 5,685	
Purch Serv, Repairs, Phone, Poste	\$ 3,035	\$ 1,911	\$ 3,381	\$ 1,299	\$ 1,016	\$ 597	\$ 11,239	
Supplies	\$ 2,344	\$ -	\$ -	\$ -	\$ -	\$ -	\$ 2,344	
Food Costs	\$ -	\$ 60,143	\$ 21,710	\$ 36,839	\$ 6,901	\$ 6,009	\$ 131,602	
Equipment	\$ -	\$ -	\$ -	\$ -	\$ -	\$ -	\$ -	
Other Costs	\$ -	\$ -	\$ -	\$ -	\$ -	\$ -	\$ -	
<b>Total Expenses</b>	<b>\$ 55,638</b>	<b>\$ 186,657</b>	<b>\$ 84,124</b>	<b>\$ 91,661</b>	<b>\$ 37,886</b>	<b>\$ 38,399</b>	<b>\$ 494,365</b>	
<b>Net Gain (Loss)</b>	<b>\$ (53,465)</b>	<b>\$ (658)</b>	<b>\$ (5,034)</b>	<b>\$ (13,343)</b>	<b>\$ 26,832</b>	<b>\$ 11,416</b>	<b>\$ (34,252)</b>	
							<b>Ending Cash Balance 2/28/15</b>	<b>\$ (33,410)</b>

Check#	Check Date	Org Sta	Vendor Paid	Check Amount	Status Date
078671	02/06/2017	W/R	AIR CYCLE CORPORATION	412.50	02/13/2017
078672	02/06/2017	W/R	NICKLES BAKERY	1,148.14	02/09/2017
078673	02/06/2017	W/R	PAULEY, BRETT	125.00	02/16/2017
078674	02/06/2017	W/R	BRIDGEWAY ACADEMY	4,200.00	02/13/2017
078675	02/06/2017	W/R	CDW-G	601.37	02/09/2017
078676	02/06/2017	W/R	CENTRAL OHIO YOUTH CENTER	6,460.00	02/15/2017
078677	02/06/2017	W/R	CenturyLink	1,359.44	02/13/2017
078678	02/06/2017	W/R	CHARLES RITTER CO.	270.80	02/08/2017
078679	02/06/2017	W/R	MARTIN, CHRISTINA D	125.00	02/10/2017
078680	02/06/2017	W/R	COLES ENERGY, INC.	829.83	02/09/2017
078681	02/06/2017	W/R	COMMERCIAL PARTS & SERVICE	103.69	02/10/2017
078682	02/06/2017	W/R	CUMMINS BRIDGEWAY, LLC	929.14	02/09/2017
078683	02/06/2017	W/R	DA-LOR SERVICE COMPANY, INC.	50.30	02/16/2017
078684	02/06/2017	W/R	DRC/CTB	548.02	02/10/2017
078685	02/06/2017	W/R	DRAIN PRO	160.00	02/13/2017
078686	02/06/2017	W/R	HD SUPPLY FACILITIES	316.82	02/10/2017
078687	02/06/2017	W/R	MACK, HEIDI	150.00	02/15/2017
078688	02/06/2017	W/R	HOFFMAN, HOWARD	145.67	02/10/2017
078689	02/06/2017	W/R	VANHOUTEN, JON	125.00	02/10/2017
078690	02/06/2017	W/R	JOSTEN'S	3,808.00	02/17/2017
078691	02/06/2017	W/R	WORLEY, KAREN	100.00	02/10/2017
078692	02/06/2017	W/R	NIXON, KATHERINE	42.05	02/21/2017
078693	02/06/2017	W/R	WEIDIG, KATHY	206.38	02/08/2017
078694	02/06/2017	W/W	KELL ACE HARDWARE	41.99	
078695	02/06/2017	W/R	GOODEN, LINDA	19.98	02/17/2017
078696	02/06/2017	W/R	LOWE'S HOME CENTER	203.97	02/10/2017
078697	02/06/2017	W/R	MANSFIELD AUTO PARTS	819.09	02/13/2017
078698	02/06/2017	W/R	MANSFIELD STRUCTURAL &	191.80	02/10/2017
078699	02/06/2017	W/R	HASSMANN, MELISSA	125.34	02/08/2017
078700	02/06/2017	W/R	MID-OHIO ED. SERVICE CENTER	299.20	02/08/2017
078701	02/06/2017	W/R	ACORN DISTRIBUTORS, INC.	928.10	02/13/2017
078702	02/06/2017	W/R	NORTH CENTRAL OHIO ESC	992.25	02/09/2017
078703	02/06/2017	W/R	NOVA LUNA EDUC & CONSULTING	971.90	02/10/2017
078704	02/06/2017	W/R	O.E. MEYER COMPANY	127.08	02/13/2017
078705	02/06/2017	W/R	ORIENTAL TRADING COMPANY	177.33	02/15/2017
078706	02/06/2017	W/R	QUENCH	38.00	02/21/2017
078707	02/06/2017	W/R	RENHILL GROUP, INC.	6,944.70	02/09/2017
078708	02/06/2017	W/R	RICHLAND CO. HEALTH DEPT	1,290.75	02/13/2017
078709	02/06/2017	W/R	SAM'S CLUB	15.96	02/13/2017
078710	02/06/2017	W/R	SCHOOL HEALTH CORP.	496.80	02/10/2017
078711	02/06/2017	W/R	SCHOOL SPECIALTY INC.	3,799.87	02/09/2017
078712	02/06/2017	W/R	SHARE CORPORATION	245.25	02/10/2017
078713	02/06/2017	W/R	HOLLOWAY, SHEILA	220.00	02/15/2017
078714	02/06/2017	W/R	SHELBY CITY SCHOOLS	100.00	02/09/2017
078715	02/06/2017	W/R	SHELLY SMITH AND SONS LTD	150.00	02/21/2017
078716	02/06/2017	W/R	SMETZ'S TIRE SERVICE CENTER	3,779.60	02/10/2017
078717	02/06/2017	W/R	STANTON SHEET MUSIC	132.57	02/09/2017
078718	02/06/2017	W/R	THE CENTER FOR INDIVIDUAL &	5,224.83	02/13/2017
078719	02/06/2017	W/R	OHIO BUREAU OF CRIMINAL IDENT.	464.00	02/13/2017
078720	02/06/2017	W/R	WEAVER, TROY J	125.00	02/13/2017
078721	02/06/2017	W/R	TRUCK SALES & SERVICE, INC.	1,961.17	02/09/2017
078722	02/06/2017	W/R	HUNTER, VALERIE	36.44	02/14/2017

Check#	Check Date	Org Sta	Vendor Paid	Check Amount	Status Date
078723	02/06/2017	W/R	VERIZON WIRELESS	694.58	02/13/2017
078724	02/06/2017	W/R	VILLAGE OF LEXINGTON	5,871.99	02/09/2017
078725	02/06/2017	W/R	WOLFF BROS. SUPPLY, INC.	88.03	02/09/2017
078726	02/08/2017	W/R	IMPERIAL AUTISM CONNECTIONS	1,470.00	02/13/2017
078727	02/10/2017	W/R	A.B.L.E.	637.50	02/22/2017
078728	02/10/2017	W/R	AIR DISTRIBUTORS CO INC	107.63	02/16/2017
078729	02/10/2017	W/R	CLEARWATER SYSTEMS	445.21	02/15/2017
078730	02/10/2017	W/R	COLE DISTRIBUTING	14,291.31	02/14/2017
078731	02/10/2017	W/R	COMMERCIAL PARTS & SERVICE	47.28	02/15/2017
078732	02/10/2017	W/W	BROWN, CONNIE	112.00	
078733	02/10/2017	W/R	CONTINENTAL PRESS INC.	221.42	02/15/2017
078734	02/10/2017	W/R	DAIKIN APPLIED	2,000.00	02/15/2017
078735	02/10/2017	W/V	DELL MARKETING L.P.	278.91	02/10/2017
078736	02/10/2017	W/R	MARIKIS, DENNIS	9,600.00	02/22/2017
078737	02/10/2017	W/R	FORGET-ME-NOT FLOWER SHOP, INC.	48.00	02/15/2017
078738	02/10/2017	W/R	FURBAY/MANSFIELD ELECTRIC	168.20	02/13/2017
078739	02/10/2017	W/R	FUSION APPAREL	625.00	02/15/2017
078740	02/10/2017	W/R	GEYER'S MARKET'S, INC.	86.42	02/14/2017
078741	02/10/2017	W/R	GRAINGER	60.52	02/15/2017
078742	02/10/2017	W/R	HEALTHCARE BILLING SERVICES	138.16	02/14/2017
078743	02/10/2017	W/R	ITsavvy	1,020.00	02/15/2017
078744	02/10/2017	W/R	J & B ACCOUSTICAL	603.61	02/13/2017
078745	02/10/2017	W/R	CAVALIER, JENNIFER	423.75	02/13/2017
078746	02/10/2017	W/R	ROBERTS, JOE	16.00	02/13/2017
078747	02/10/2017	W/R	JOSTEN'S	1,484.00	02/17/2017
078748	02/10/2017	W/R	MANSFIELD AUTO PARTS	79.94	02/15/2017
078749	02/10/2017	W/R	MEDCENTRAL PEDIATRIC THERAPY	39,880.00	02/15/2017
078750	02/10/2017	W/R	METRONOME MUSIC STORE	2,380.00	02/23/2017
078751	02/10/2017	W/R	MID-OHIO ED. SERVICE CENTER	11,682.74	02/13/2017
078752	02/10/2017	W/V	OFLA	125.00	02/13/2017
078753	02/10/2017	W/R	PEPPLE & WAGGONER, LTD.	116.00	02/14/2017
078754	02/10/2017	W/R	PHIL THOMAS EDISON BOWLING	130.00	02/14/2017
078755	02/10/2017	W/R	PLUMBMASTER, INC.	385.51	02/15/2017
078756	02/10/2017	W/R	POST MASTER	1,176.00	02/14/2017
078757	02/10/2017	W/R	PREMIER AGENDAS, INC.	119.00	02/13/2017
078758	02/10/2017	W/W	DeLUCA, SANDRA	68.45	
078759	02/10/2017	W/R	SCHMIDT SECURITY	1,134.55	02/15/2017
078760	02/10/2017	W/R	SIEMENS INDUSTRY, INC.	624.00	02/14/2017
078761	02/10/2017	W/R	SMITHFOODS, INC	4,380.04	02/15/2017
078762	02/10/2017	W/R	SOUTHEASTERN PERFORMANCE APPL.	48.00	02/14/2017
078763	02/10/2017	W/R	SYSCO CLEVELAND, INC.	2,166.23	02/14/2017
078764	02/10/2017	W/R	USI, INC.	187.47	02/15/2017
078765	02/10/2017	W/R	WALCOM, INC	150.00	02/17/2017
078766	02/10/2017	W/R	WOLFF BROS. SUPPLY, INC.	511.12	02/15/2017
078767	02/10/2017	W/R	WORNER ROOFING COMPANY	1,392.00	02/13/2017
078768	02/13/2017	W/R	SHELDON, AMANDA	130.00	02/21/2017
078769	02/13/2017	W/R	SPURLING, BROCK	390.00	02/17/2017
078770	02/13/2017	W/R	JEFFRIES, DREW T	160.00	02/17/2017
078771	02/13/2017	W/R	SWETLIC, JANICE	580.00	02/22/2017
078772	02/13/2017	W/R	OFLA	125.00	02/24/2017
078773	02/13/2017	W/R	ROTH, ROB	40.00	02/14/2017
078774	02/15/2017	W/R	HOLIDAY INN EXPRESS	1,081.40	02/22/2017



Check#	Check Date	Org Sta	Vendor Paid	Check Amount	Status Date
078775	02/15/2017	W/R	LONG, ROGER	55.00	02/21/2017
078776	02/15/2017	W/W	STAR LANES AT THE HARBOR	160.00	
078777	02/17/2017	B/B	OTTAWA GLANDORFF	150.00	
078778	02/17/2017	W/R	ACE HARDWARE	70.96	02/27/2017
078779	02/17/2017	W/R	APEX LEARNING	1,750.00	02/23/2017
078780	02/17/2017	W/W	ASHLAND UNIVERSITY	149.20	
078781	02/17/2017	W/R	BIOMETRIC INFORMATION	60.00	02/27/2017
078782	02/17/2017	W/R	PAULEY, BRETT	125.00	02/24/2017
078783	02/17/2017	W/R	CANAL WINCHESTER HS	150.00	02/28/2017
078784	02/17/2017	W/R	CDW-G	131.26	02/23/2017
078785	02/17/2017	W/R	COWLES, CINDY	1,735.75	02/23/2017
078786	02/17/2017	W/W	CLEARWATER SYSTEMS	29.90	
078787	02/17/2017	W/R	COLE DISTRIBUTING	166.02	02/22/2017
078788	02/17/2017	W/R	COLUMBIA GAS OF OHIO	3,158.28	02/24/2017
078789	02/17/2017	W/R	CONTINENTAL PRESS INC.	293.55	02/22/2017
078790	02/17/2017	W/W	SMITH, COURTNEY	111.95	
078791	02/17/2017	W/R	CULLIGAN QUALITY WATER	37.00	02/22/2017
078792	02/17/2017	W/R	CUSTOM INK	582.75	02/23/2017
078793	02/17/2017	W/R	DELL MARKETING L.P.	460.61	02/23/2017
078794	02/17/2017	W/R	DEMCO, INC.	116.24	02/23/2017
078795	02/17/2017	W/R	DEVELOPMENTAL RESOURCES, INC.	49.00	02/22/2017
078796	02/17/2017	W/R	DIRECT ENERGY BUSINESS MARKETI	7,556.06	02/22/2017
078797	02/17/2017	W/W	HAMERAY PUBLISHING GROUP INC.	1,399.99	
078798	02/17/2017	W/R	HCC LIFE INSURANCE CO	33,312.30	02/23/2017
078799	02/17/2017	W/R	IMAGEMARKET	681.45	02/22/2017
078800	02/17/2017	W/R	VANHOUTEN, JON	125.00	02/23/2017
078801	02/17/2017	W/R	GUY, KATHERINE	53.16	02/27/2017
078802	02/17/2017	W/W	KELL ACE HARDWARE	15.45	
078803	02/17/2017	W/R	LEXINGTON LOCAL SCHOOLS	626.75	02/21/2017
078804	02/17/2017	W/R	TOMELLEO, LOUIS MICHAEL	125.00	02/27/2017
078805	02/17/2017	W/R	MEDINA COUNTY SCHOOLS' ESC	315.00	02/22/2017
078806	02/17/2017	W/R	HASSMANN, MELISSA	456.46	02/23/2017
078807	02/17/2017	W/R	METROPOLITAN EDUCATIONAL	1,081.32	02/27/2017
078808	02/17/2017	W/R	MID-OHIO ED. SERVICE CENTER	35.00	02/21/2017
078809	02/17/2017	W/R	NEWS JOURNAL	78.60	02/24/2017
078810	02/17/2017	W/W	MVD SPORTS	107.00	
078811	02/17/2017	W/R	OHIO HEALTH CONSORTIUM, INC.	177.00	02/22/2017
078812	02/17/2017	W/R	ORIENTAL TRADING COMPANY	51.43	02/22/2017
078813	02/17/2017	W/R	ORTON GILLINGHAM	358.99	02/23/2017
078814	02/17/2017	W/R	FROST, PAUL	44.75	02/27/2017
078815	02/17/2017	W/R	PIONEER CTC	72.00	02/23/2017
078816	02/17/2017	W/R	BAKER, RALPH	730.62	02/28/2017
078817	02/17/2017	W/W	RC THERAPY SERVICES, INC.	7,667.00	
078818	02/17/2017	W/R	REALLY GOOD STUFF	533.14	02/24/2017
078819	02/17/2017	W/R	RF WORKS, INC.	2,798.40	02/24/2017
078820	02/17/2017	W/W	RUTH, RICHARD A	298.17	
078821	02/17/2017	W/R	RICHLAND CO. JUVENILE COURT	1,440.00	02/28/2017
078822	02/17/2017	W/W	RICHLAND NEWHOPE CENTER	4,107.00	
078823	02/17/2017	W/R	RICHLAND CO. HEALTH DEPT	5,738.15	02/23/2017
078824	02/17/2017	W/R	LONG, ROGER	55.00	02/24/2017
078825	02/17/2017	W/R	SCHMIDT SECURITY	143.75	02/22/2017
078826	02/17/2017	W/R	SCHOOL SPECIALTY INC.	546.54	02/27/2017

Check#	Check Date	Org Sta	Vendor Paid	Check Amount	Status Date
078827	02/17/2017	W/R	SCHOOLGY	3,400.00	02/27/2017
078828	02/17/2017	W/R	SHIRT SHACK, INC.	171.00	02/24/2017
078829	02/17/2017	W/R	STANTON SHEET MUSIC	115.20	02/22/2017
078830	02/17/2017	W/R	DOMKA, STEPHEN F	468.50	02/24/2017
078831	02/17/2017	W/R	TEACHER'S DISCOVERY	211.68	02/23/2017
078832	02/17/2017	W/R	WEAVER, TROY J	125.00	02/23/2017
078833	02/17/2017	W/W	WENDY'S SPRING CLASSIC	200.00	
078834	02/17/2017	W/R	WILKINS, ZAK	333.34	02/22/2017
078835	02/22/2017	W/R	HEATH, ANDREW	75.00	02/24/2017
078836	02/22/2017	W/R	SPURLING, BROCK	450.00	02/23/2017
078837	02/22/2017	W/R	HOME 2 SUITES BY HILTON	1,726.74	02/27/2017
078838	02/22/2017	W/W	INTERSTATE LANES	80.00	
078839	02/22/2017	W/W	OMEA	420.00	
078840	02/22/2017	W/R	ROTH, ROB	30.00	02/23/2017
078841	02/22/2017	W/R	LONG, ROGER	110.00	02/24/2017
078842	02/22/2017	W/R	TRACTOR SUPPLY COMPANY	464.97	02/24/2017
078843	02/22/2017	W/R	TRACTOR SUPPLY COMPANY	299.98	02/23/2017
078844	02/23/2017	W/W	SLEEP INN	580.37	
078845	02/24/2017	W/W	SEYBERT, BRIAN	80.00	
078846	02/24/2017	W/W	SHOULDERS, DANA	80.00	
078847	02/24/2017	W/W	SMITH, GARY	80.00	
078848	02/24/2017	W/W	REINHART, MICHAEL	93.00	
078849	02/24/2017	W/W	GERSTENBERGER, RODNEY	80.00	
078850	02/24/2017	W/W	MOTON, RONALD	80.00	
078851	02/28/2017	B/B	MARION PLEASANT HIGH SCHOOL	196.50	
078852	02/27/2017	W/W	AMERICAN ELECTRIC POWER	40,699.99	
078853	02/27/2017	W/W	ARMSTRONG TOOL & SUPPLY	541.91	
078854	02/27/2017	W/W	CBIZ BENEFITS & INSURANCE	2,750.00	
078855	02/27/2017	W/W	CDW-G	462.46	
078856	02/27/2017	W/W	CHARLES RITTER CO.	94.36	
078857	02/27/2017	W/W	JAMIESON, CONSTANCE	885.00	
078858	02/27/2017	W/W	DELL MARKETING L.P.	26.24	
078859	02/27/2017	W/W	DONLEY/CAMPBELL FIRE FUND	1,401.01	
078860	02/27/2017	W/W	NORTH CENTRAL STATE COLLEGE	3,689.94	
078861	02/27/2017	W/W	EGGERTON, GENELLE	76.00	
078862	02/27/2017	W/W	ITsavvy	1,020.00	
078863	02/27/2017	W/W	LIVING HISTORY PRODUCTIONS	300.00	
078864	02/27/2017	W/W	MEDCENTRAL PEDIATRIC THERAPY	52,940.00	
078865	02/27/2017	W/W	MID-OHIO ED. SERVICE CENTER	470.44	
078866	02/27/2017	W/W	NORTH CENTRAL OHIO ESC	150.00	
078867	02/27/2017	W/W	OASBO	425.00	
078868	02/27/2017	W/W	OMEA	420.00	
078869	02/27/2017	W/W	ORIENTAL TRADING COMPANY	71.42	
078870	02/27/2017	W/W	PHOTORAMA	692.70	
078871	02/27/2017	W/W	RENHILL GROUP, INC.	10,415.39	
078872	02/27/2017	W/W	SPORTS AWARDS	144.75	
078873	02/27/2017	W/W	SPORTS EQUIPMENT SPECIALISTS	42.50	
078874	02/27/2017	W/W	SPYDER SIGNS AND GRAPHICS	10.00	
078875	02/27/2017	W/W	STANTON SHEET MUSIC	385.19	
078876	02/27/2017	W/W	BLACKSTONE, STEPHANIE	16.00	
078877	02/27/2017	W/W	THE CENTER FOR INDIVIDUAL &	6,633.35	
078878	02/27/2017	W/W	VERIZON WIRELESS	700.79	

Date: 3/02/2017

C H E C K R E G I S T E R  
Processing Month: February 2017  
LEXINGTON LOCAL SCHOOLS

Page: 5  
(CHKREG)

Check#	Check Date	Org Sta	Vendor Paid	Check Amount	Status Date
078879	02/27/2017	W/W	WAL-MART DISCOUNT CITIES	249.29	
078880	02/28/2017	W/W	LEXINGTON ATHLETIC DEPT.	1,755.00	
690935	02/03/2017	C/R	LEXINGTON SCHOOLS - PAYROLL	522,390.91	02/28/2017
690938	02/06/2017	M/M	GORDON FOOD SERVICE	3,972.55	
690939	02/13/2017	M/M	LEXINGTON SCHOOLS - PAYROLL	7,036.52	
690940	02/13/2017	M/M	MEMO-S.E.R.S.	2,773.14	
690941	02/13/2017	M/M	MEMO-S.T.R.S.	5,783.21	
690942	02/20/2017	C/R	LEXINGTON SCHOOLS - PAYROLL	518,301.28	02/28/2017
690943	02/22/2017	M/M	ANTHEM BENEFIT SERVICES	327,573.53	
690944	02/22/2017	M/M	LEXINGTON SCHOOLS - PAYROLL	6,953.70	
690945	02/22/2017	M/M	MEMO-S.E.R.S.	2,773.14	
690946	02/22/2017	M/M	MEMO-S.T.R.S.	5,783.21	
690947	02/28/2017	M/M	MEMO-MID OHIO ESC	4,375.31	
690949	02/28/2017	M/M	MEMO-S.E.R.S.	42,700.00	
690950	02/28/2017	M/M	MEMO-S.T.R.S.	109,320.00	
Total Checks Issued				\$ 1,939,351.55	

TRANS NO	ITEM NO	TRANS DATE	STS	DESCRIPTION OR SOURCE	TL	FUND	RCPT	SPEC	SUBT	QPU	TRANS AMOUNT
070102	0001	02/17/2017	A	Prop Tax Adv - Richland Genera	03	001	1111	0000	000000	000	503,424.00
070102	0002	02/17/2017	A	Prop Tax Adv Richland Emerg	03	001	1111	0000	000000	000	277,390.00
RCPT CODE SUB-TOTAL:											780,804.00
070026	0001	02/01/2017	A	Preschool tuition	03	001	1211	0000	000000	500	100.00
070030	0001	02/02/2017	A	tuition pymt	03	001	1211	0000	000000	000	1,229.16
070041	0001	02/03/2017	A	Tuition pymt	03	001	1211	0000	000000	000	614.58
070049	0001	02/06/2017	A	Preschool tuition	03	001	1211	0000	000000	500	200.00
070053	0001	02/07/2017	A	Preschool tuition	03	001	1211	0000	000000	500	400.00
070057	0001	02/09/2017	A	Preschool tuition	03	001	1211	0000	000000	500	300.00
070072	0001	02/11/2017	A	Preschool tuition	03	001	1211	0000	000000	500	200.00
070085	0001	02/14/2017	A	Preschool tuition	03	001	1211	0000	000000	500	600.00
070090	0001	02/15/2017	A	Preschool tuition	03	001	1211	0000	000000	500	240.00
070092	0001	02/16/2017	A	Preschool tuition	03	001	1211	0000	000000	500	100.00
070100	0001	02/21/2017	A	Tuition pymt	03	001	1211	0000	000000	000	610.00
070107	0001	02/22/2017	A	Tuition pymt	03	001	1211	0000	000000	000	614.58
070118	0001	02/22/2017	A	Preschool tuition - Getz/Woodr	03	001	1211	0000	000000	500	200.00
070132	0001	02/23/2017	A	Preschool tuition	03	001	1211	0000	000000	500	700.00
070134	0001	02/24/2017	A	Preschool tuition	03	001	1211	0000	000000	500	100.00
070147	0001	02/28/2017	A	Preschool tuition	03	001	1211	0000	000000	500	200.00
RCPT CODE SUB-TOTAL:											6,408.32
070044	0012	02/10/2017	A	Open Enrollment Revenue	03	001	1227	0000	000000	000	90.91
070105	0012	02/24/2017	A	Open Enrollment Revenue	03	001	1227	0000	000000	000	90.91
RCPT CODE SUB-TOTAL:											181.82
070163	0001	02/29/2017	A	Richland Bank May Interest	03	001	1410	0000	000000	000	7,371.00
RCPT CODE SUB-TOTAL:											7,371.00
070025	0001	02/02/2017	A	HS Fees Credit - Kelsi Brown	03	001	1740	0000	000000	100	25.00-
070029	0001	02/02/2017	A	HS School fees	03	001	1740	0000	000000	100	243.50
070033	0001	02/03/2017	A	HS School fees	03	001	1740	0000	000000	100	20.00
070034	0001	02/03/2017	A	Western school fees	03	001	1740	0000	000000	500	23.00
070040	0001	02/03/2017	A	HS School fees	03	001	1740	0000	000000	100	498.00
070045	0001	02/03/2017	A	Eastern school fees	03	001	1740	0000	000000	300	30.00
070048	0001	02/06/2017	A	HS School fees	03	001	1740	0000	000000	100	105.00
070059	0001	02/10/2017	A	HS School fees	03	001	1740	0000	000000	100	34.00
070080	0001	02/14/2017	A	HS School Fees	03	001	1740	0000	000000	100	5.00
070112	0001	02/21/2017	A	Western school fees	03	001	1740	0000	000000	500	20.00
070114	0001	02/21/2017	A	Central school fees	03	001	1740	0000	000000	400	70.00

STATUS (STS) CODES:

A-RECEIPT B-REFUND OF RECEIPT V-VOID REFUND OF RECEIPT X-REDUCTION OF EXPENDITURE  
 C-APPROPRIATION OR BUDGET MODIFICATIONS D-EXPENSE/SUPPLIES DISTRIBUTION F-FUND TO FUND TRANSFER

TRANS NO	ITEM NO	TRANS DATE	STS	DESCRIPTION OR SOURCE	TT	FUND	RCPT	SPCC	SUBT	OPU	TRANS AMOUNT
070133	0001	02/23/2017	A	Central school fees	03	001	1740	0000	000000	400	71.00
070121	0001	02/24/2017	A	HS School fees - CCP Reimb	03	001	1740	0000	000000	100	664.00
070138	0001	02/24/2017	A	HS School fees	03	001	1740	0000	000000	100	27.00
070137	0001	02/24/2017	A	Summer PE	03	001	1740	0000	080999	100	2,160.00
070140	0001	02/24/2017	A	Central school fees	03	001	1740	0000	000000	400	76.00
070141	0001	02/24/2017	A	JH Fees	03	001	1740	0000	000000	200	12.00
070143	0001	02/27/2017	A	Central school fees	03	001	1740	0000	000000	400	78.00
070144	0001	02/27/2017	A	HS Fees - Pay For It	03	001	1740	0000	000000	100	47.00
070144	0002	02/27/2017	A	Central Fees - Pay For It	03	001	1740	0000	000000	400	0.00
070144	0003	02/27/2017	A	Jr High Fees - Pay For It	03	001	1740	0000	000000	400	41.00
070144	0004	02/27/2017	A	Eastern Fees - Pay For It	03	001	1740	0000	000000	400	30.00
070144	0005	02/27/2017	A	Western Fees - Pay For It	03	001	1740	0000	000000	400	0.00
070146	0001	02/28/2017	A	Western school fees	03	001	1740	0000	000000	500	20.00
RCPT CODE SUB-TOTAL:											4,249.50
070043	0002	02/06/2017	A	Donation for Video Board	03	001	1820	0000	000000	000	5,000.00
RCPT CODE SUB-TOTAL:											5,000.00
070037	0001	02/03/2017	A	Mid State recycling	03	001	1890	0000	000000	800	35.00
070129	0001	02/17/2017	A	HAS Claim payment	03	001	1890	0000	000000	000	245.00
070104	0001	02/22/2017	A	Milliron scrap recycling	03	001	1890	0000	000000	000	272.00
070142	0002	02/27/2017	A	BMC reimb	03	001	1890	0000	000000	000	12.10
RCPT CODE SUB-TOTAL:											564.10
070044	0001	02/10/2017	A	Opportunity Grant	03	001	3110	0000	000000	000	299,952.92
070044	0002	02/10/2017	A	Targeted Assistance	03	001	3110	0000	000000	000	25,081.57
070044	0003	02/10/2017	A	K-3 literacy Funding	03	001	3110	0000	000000	000	5,793.92
070044	0005	02/10/2017	A	Limited English Prof Funding	03	001	3110	0000	000000	000	266.03
070044	0006	02/10/2017	A	Gifted Education Funding	03	001	3110	0000	000000	000	5,102.08
070044	0007	02/10/2017	A	Transportation	03	001	3110	0000	000000	000	22,452.01
070044	0008	02/10/2017	A	Special Education Funding	03	001	3110	0000	000000	000	40,340.44
070044	0010	02/10/2017	A	Preschool Special Educ Funding	03	001	3110	0000	000000	000	5,711.46
070044	0011	02/10/2017	A	Special Educ Transportation	03	001	3110	0000	000000	000	1,680.60
070044	0019	02/10/2017	A	JV01 FY 2016 SFPR Adjustment	03	001	3110	0000	000000	000	836.22
070044	0020	02/10/2017	A	JV02 FY 2016 SFPR Adjustment	03	001	3110	0000	000000	000	995.62
070105	0001	02/24/2017	A	Opportunity Grant	03	001	3110	0000	000000	000	300,387.15
070105	0002	02/24/2017	A	Targeted Assistance	03	001	3110	0000	000000	000	25,210.86
070105	0003	02/24/2017	A	K-3 Literacy Funding	03	001	3110	0000	000000	000	5,785.63
070105	0005	02/24/2017	A	Limited English Prof Funding	03	001	3110	0000	000000	000	266.03
070105	0006	02/24/2017	A	Gifted Education Funding	03	001	3110	0000	000000	000	5,204.23
070105	0007	02/24/2017	A	Transportation	03	001	3110	0000	000000	000	22,452.01

## STATUS (STS) CODES:

A-RECEIPT B-REFUND OF RECEIPT V-VOID REFUND OF RECEIPT X-REDUCTION OF EXPENDITURE  
C-APPROPRIATION OR BUDGET MODIFICATIONS D-EXPENSE/SUPPLIES DISTRIBUTION F-FUND TO FUND TRANSFER

TRANS NO	ITEM NO	TRANS DATE	STS DESCRIPTION OR SOURCE	TI FUND RCPT SPCC SUBJ	OPU	TRANS AMOUNT
070105	0003	02/24/2017	A Special Education Funding	03 001 3110 0000 000000 000		43,536.20
070105	0010	02/24/2017	A Preschool Special Educ Funding	03 001 3110 0000 000000 000		10,780.40
070105	0011	02/24/2017	A Special Educ Transportation	03 001 3110 0000 000000 000		1,680.60
070105	0019	02/24/2017	A JV01 FY 2016 SFPR Adjustment	03 001 3110 0000 000000 000		836.22-
070105	0020	02/24/2017	A JV02 FY 2016 SFPR Adjustment	03 001 3110 0000 000000 000		995.62-
070105	0021	02/24/2017	A JV04 Type IV Payment in Lieu	03 001 3110 0000 000000 000		3,465.32
RCPT CODE SUB-TOTAL:						821,485.78
070044	0004	02/10/2017	A Economic Disadvantaged Funding	03 001 3211 0000 000000 000		2,653.94
070105	0004	02/24/2017	A Economic Disadvantaged Funding	03 001 3211 0000 000000 000		2,692.24
RCPT CODE SUB-TOTAL:						5,346.18
070044	0009	02/10/2017	A Career Tech Education Funding	03 001 3219 0000 000000 000		311.83
070105	0009	02/24/2017	A Career Tech Education Funding	03 001 3219 0000 000000 000		364.63
RCPT CODE SUB-TOTAL:						676.46
070032	0004	02/02/2017	A Medicaid Settlement	03 001 3300 0000 000000 000		7,523.00
070149	0001	02/28/2017	A MEDICAID Recd -2/24/17	03 001 3300 0000 000000 000		5,469.60
070149	0002	02/28/2017	A MEDICAID Recd 2/9/17	03 001 3300 0000 000000 000		6,326.09
070150	0001	02/28/2017	A MEDICAID Recd -2/1/17	03 001 3300 0000 000000 000		8,998.00
RCPT CODE SUB-TOTAL:						28,316.69
FUND CODE SUB-TOTAL:						1,660,403.85
070102	0003	02/17/2017	A Prop Tax Adv Richland Perm Imp	03 003 1111 0000 000000 000		47,196.00
RCPT CODE SUB-TOTAL:						47,196.00
FUND CODE SUB-TOTAL:						47,196.00
070163	0005	02/28/2017	A Richland Bank May Interest	03 006 1410 0000 000000 000		0.00
RCPT CODE SUB-TOTAL:						0.00
070042	0026	02/03/2017	A HS Breakfast	03 006 1511 0000 000000 100		114.85
070042	0027	02/03/2017	A Jr. Hi Breakfast	03 006 1511 0000 000000 200		15.15
070042	0028	02/03/2017	A Eastern Breakfast	03 006 1511 0000 000000 300		42.75
070042	0029	02/03/2017	A Central Breakfast	03 006 1511 0000 000000 400		16.50

STATUS (STS) CODES:  
 A-RECEIPT B-REFUND OF RECEIPT V-VOID REFUND OF RECEIPT X-REDUCTION OF EXPENDITURE  
 C-APPROPRIATION OR BUDGET MODIFICATIONS D-EXPENSE/SUPPLIES DISTRIBUTION F-FUND TO FUND TRANSFER

TRANS NO	ITEM NO	TRANS DATE	STS DESCRIPTION OR SOURCE	TL	FUND	RCPT	SPCC	SUBT	OPU	TRANS AMOUNT
070042	0030	02/03/2017	A Western Breakfast	03	006	1511	0000	000000	500	11.40
070066	0036	02/10/2017	A HS Breakfast	03	006	1511	0000	000000	100	176.65
070066	0027	02/10/2017	A Jr. Hi Breakfast	03	006	1511	0000	000000	200	20.55
070066	0028	02/10/2017	A Eastern Breakfast	03	006	1511	0000	000000	300	75.10
070066	0029	02/10/2017	A Central Breakfast	03	006	1511	0000	000000	400	23.70
070066	0030	02/10/2017	A Western Breakfast	03	006	1511	0000	000000	500	12.05
070131	0026	02/17/2017	A HS Breakfast	03	006	1511	0000	000000	100	157.75
070131	0027	02/17/2017	A Jr. Hi Breakfast	03	006	1511	0000	000000	200	17.40
070131	0028	02/17/2017	A Eastern Breakfast	03	006	1511	0000	000000	300	75.15
070131	0029	02/17/2017	A Central Breakfast	03	006	1511	0000	000000	400	31.40
070131	0030	02/17/2017	A Western Breakfast	03	006	1511	0000	000000	500	18.30
070151	0026	02/28/2017	A HS Breakfast	03	006	1511	0000	000000	100	198.60
070151	0027	02/28/2017	A Jr. Hi Breakfast	03	006	1511	0000	000000	200	43.15
070151	0028	02/28/2017	A Eastern Breakfast	03	006	1511	0000	000000	300	68.10
070151	0029	02/28/2017	A Central Breakfast	03	006	1511	0000	000000	400	25.50
070151	0030	02/28/2017	A Western Breakfast	03	006	1511	0000	000000	500	25.75
RCPT CODE SUB-TOTAL:										1,169.80
070042	0001	02/03/2017	A HS Stu. Type A	03	006	1512	0000	000000	100	1,567.40
070042	0005	02/03/2017	A HS RDA Stu. Type A	03	006	1512	0000	000000	100	871.45-
070042	0006	02/03/2017	A Jr Hi Stu. Type A	03	006	1512	0000	000000	200	774.70
070042	0010	02/03/2017	A Jr. Hi. RDA Stu Type A	03	006	1512	0000	000000	200	482.55-
070042	0011	02/03/2017	A Eastern Stu. Type A	03	006	1512	0000	000000	300	756.70
070042	0015	02/03/2017	A Eastern RDA Stu. Type A	03	006	1512	0000	000000	300	365.77-
070042	0016	02/03/2017	A Central Stu. Type A	03	006	1512	0000	000000	400	568.50
070042	0020	02/03/2017	A Central RDA Stu. Type A	03	006	1512	0000	000000	400	103.96-
070042	0021	02/03/2017	A Western Stu. Type A	03	006	1512	0000	000000	500	563.50
070042	0025	02/03/2017	A Western RDA Stu. Type A	03	006	1512	0000	000000	500	385.40-
070066	0001	02/10/2017	A HS Stu. Type A	03	006	1512	0000	000000	100	2,664.25
070066	0005	02/10/2017	A HS RDA Stu. Type A	03	006	1512	0000	000000	100	1,162.78-
070066	0006	02/10/2017	A Jr Hi Stu. Type A	03	006	1512	0000	000000	200	1,235.65
070066	0010	02/10/2017	A Jr. Hi. RDA Stu Type A	03	006	1512	0000	000000	200	523.75-
070066	0011	02/10/2017	A Eastern Stu. Type A	03	006	1512	0000	000000	300	1,172.20
070066	0015	02/10/2017	A Eastern RDA Stu. Type A	03	006	1512	0000	000000	300	714.17-
070066	0016	02/10/2017	A Central Stu. Type A	03	006	1512	0000	000000	400	1,070.50
070066	0020	02/10/2017	A Central RDA Stu. Type A	03	006	1512	0000	000000	400	680.99-
070066	0021	02/10/2017	A Western Stu. Type A	03	006	1512	0000	000000	500	938.85
070066	0025	02/10/2017	A Western RDA Stu. Type A	03	006	1512	0000	000000	500	345.95-
070131	0001	02/17/2017	A HS Stu. Type A	03	006	1512	0000	000000	100	2,590.40
070131	0005	02/17/2017	A HS RDA Stu. Type A	03	006	1512	0000	000000	100	1,394.95-
070131	0006	02/17/2017	A Jr Hi Stu. Type A	03	006	1512	0000	000000	200	1,196.95
070131	0010	02/17/2017	A Jr. Hi. RDA Stu Type A	03	006	1512	0000	000000	200	687.05-
070131	0011	02/17/2017	A Eastern Stu. Type A	03	006	1512	0000	000000	300	1,205.25

STATUS (STS) CODES:

A-RECEIPT B-REFUND OF RECEIPT V-VOID REFUND OF RECEIPT X-REDUCTION OF EXPENDITURE  
 C-APPROPRIATION OR BUDGET MODIFICATIONS D-EXPENSE/SUPPLIES DISTRIBUTION F-FUND TO FUND TRANSFER

TRANS NO	ITEM NO	TRANS DATE	STS	DESCRIPTION OR SOURCE	TI	FUND	RCPT	SPCC	SUBJ	OPU	TRANS AMOUNT
070131	0015	02/17/2017	A	Eastern ROA Stu. Type A	03	006	1512	0000	000000	300	817.31-
070131	0016	02/17/2017	A	Central Stu. Type A	03	006	1512	0000	000000	400	1,017.80
070131	0020	02/17/2017	A	Central ROA Stu. Type A	03	006	1512	0000	000000	400	194.32-
070131	0021	02/17/2017	A	Western Stu. Type A	03	006	1512	0000	000000	500	915.65
070131	0025	02/17/2017	A	Western ROA Stu. Type A	03	006	1512	0000	000000	500	417.13-
070144	0006	02/27/2017	A	HS Lunch - Pay For It	03	006	1512	0000	000000	100	3,905.70
070144	0007	02/27/2017	A	Jr High Lunch - Pay For It	03	006	1512	0000	000000	200	2,612.18
070144	0008	02/27/2017	A	Eastern Lunch - Pay For It	03	006	1512	0000	000000	300	2,184.75
070144	0009	02/27/2017	A	Central Lunch - Pay For It	03	006	1512	0000	000000	400	1,115.40
070144	0010	02/27/2017	A	Western Lunch - Pay For It	03	006	1512	0000	000000	500	1,679.50
070151	0001	02/28/2017	A	HS Stu. Type A	03	006	1512	0000	000000	100	3,157.75
070151	0005	02/28/2017	A	HS ROA Stu. Type A	03	006	1512	0000	000000	100	471.14-
070151	0006	02/28/2017	A	Jr Hi Stu. Type A	03	006	1512	0000	000000	200	1,377.95
070151	0010	02/28/2017	A	Jr. Hi. ROA Stu Type A	03	006	1512	0000	000000	200	505.68-
070151	0011	02/28/2017	A	Eastern Stu. Type A	03	006	1512	0000	000000	300	1,427.80
070151	0015	02/28/2017	A	Eastern ROA Stu. Type A	03	006	1512	0000	000000	300	369.98-
070151	0016	02/28/2017	A	Central Stu. Type A	03	006	1512	0000	000000	400	1,191.25
070151	0020	02/28/2017	A	Central ROA Stu. Type A	03	006	1512	0000	000000	400	511.30-
070151	0021	02/28/2017	A	Western Stu. Type A	03	006	1512	0000	000000	500	1,168.35
070151	0025	02/28/2017	A	Western ROA Stu. Type A	03	006	1512	0000	000000	500	726.00-

RCPT CODE SUB-TOTAL:

26,327.30

070025	0002	02/02/2017	A	HS Lunch Deposit -Kelsi Brown	03	006	1513	0000	000000	100	25.00
070042	0003	02/03/2017	A	HS Stu. Ala Carte	03	006	1513	0000	000000	100	1,006.77
070042	0008	02/03/2017	A	Jr. Hi Stu. Ala Carte	03	006	1513	0000	000000	200	314.15
070042	0013	02/03/2017	A	Eastern Stu. Ala Carte	03	006	1513	0000	000000	300	164.60
070042	0018	02/03/2017	A	Central Stu. Ala Carte	03	006	1513	0000	000000	400	60.75
070042	0023	02/03/2017	A	Western Stu. Ala Carte	03	006	1513	0000	000000	500	81.00
070066	0003	02/10/2017	A	HS Stu. Ala Carte	03	006	1513	0000	000000	100	1,582.00
070066	0008	02/10/2017	A	Jr. Hi Stu. Ala Carte	03	006	1513	0000	000000	200	480.30
070066	0013	02/10/2017	A	Eastern Stu. Ala Carte	03	006	1513	0000	000000	300	290.00
070066	0018	02/10/2017	A	Central Stu. Ala Carte	03	006	1513	0000	000000	400	115.55
070066	0023	02/10/2017	A	Western Stu. Ala Carte	03	006	1513	0000	000000	500	161.50
070131	0003	02/17/2017	A	HS Stu. Ala Carte	03	006	1513	0000	000000	100	1,505.45
070131	0008	02/17/2017	A	Jr. Hi Stu. Ala Carte	03	006	1513	0000	000000	200	464.90
070131	0013	02/17/2017	A	Eastern Stu. Ala Carte	03	006	1513	0000	000000	300	275.30
070131	0018	02/17/2017	A	Central Stu. Ala Carte	03	006	1513	0000	000000	400	103.25
070131	0023	02/17/2017	A	Western Stu. Ala Carte	03	006	1513	0000	000000	500	158.50
070151	0003	02/28/2017	A	HS Stu. Ala Carte	03	006	1513	0000	000000	100	1,781.84
070151	0008	02/28/2017	A	Jr. Hi Stu. Ala Carte	03	006	1513	0000	000000	200	506.25
070151	0013	02/28/2017	A	Eastern Stu. Ala Carte	03	006	1513	0000	000000	300	342.59
070151	0018	02/28/2017	A	Central Stu. Ala Carte	03	006	1513	0000	000000	400	140.00
070151	0023	02/28/2017	A	Western Stu. Ala Carte	03	006	1513	0000	000000	500	166.25

STATUS (STS) CODES:

A-RECEIPT B-REFUND OF RECEIPT V-VOID REFUND OF RECEIPT X-REDUCTION OF EXPENDITURE  
 C-APPROPRIATION OR BUDGET MODIFICATIONS D-EXPENSE/SUPPLIES DISTRIBUTION F-FUND TO FUND TRANSFER



TRANS NO	ITEM NO	TRANS DATE	STS DESCRIPTION OR SOURCE	TI	FUND	RCPT	SPCC	SUBJ	OPU	TRANS AMOUNT
RCPT CODE SUB-TOTAL:										9,745.95
070042	0002	02/03/2017	A HS Stu. Milk	03	006	1514	0000	000000	100	13.50
070042	0007	02/03/2017	A Jr. Hi. Stu Milk	03	006	1514	0000	000000	200	10.50
070042	0012	02/03/2017	A Eastern Stu. Milk	03	006	1514	0000	000000	300	2.00
070042	0017	02/03/2017	A Central Stu. Milk	03	006	1514	0000	000000	400	7.50
070042	0022	02/03/2017	A Western Stu. Milk	03	006	1514	0000	000000	500	10.00
070066	0002	02/10/2017	A HS Stu. Milk	03	006	1514	0000	000000	100	24.00
070066	0007	02/10/2017	A Jr. Hi. Stu Milk	03	006	1514	0000	000000	200	18.50
070066	0012	02/10/2017	A Eastern Stu. Milk	03	006	1514	0000	000000	300	6.50
070066	0017	02/10/2017	A Central Stu. Milk	03	006	1514	0000	000000	400	9.50
070066	0022	02/10/2017	A Western Stu. Milk	03	006	1514	0000	000000	500	12.00
070131	0002	02/17/2017	A HS Stu. Milk	03	006	1514	0000	000000	100	27.00
070131	0007	02/17/2017	A Jr. Hi. Stu Milk	03	006	1514	0000	000000	200	20.50
070131	0012	02/17/2017	A Eastern Stu. Milk	03	006	1514	0000	000000	300	6.00
070131	0017	02/17/2017	A Central Stu. Milk	03	006	1514	0000	000000	400	9.00
070131	0022	02/17/2017	A Western Stu. Milk	03	006	1514	0000	000000	500	17.50
070151	0002	02/28/2017	A HS Stu. Milk	03	006	1514	0000	000000	100	34.50
070151	0007	02/28/2017	A Jr. Hi. Stu Milk	03	006	1514	0000	000000	200	32.50
070151	0012	02/28/2017	A Eastern Stu. Milk	03	006	1514	0000	000000	300	10.00
070151	0017	02/28/2017	A Central Stu. Milk	03	006	1514	0000	000000	400	8.00
070151	0022	02/28/2017	A Western Stu. Milk	03	006	1514	0000	000000	500	12.50
RCPT CODE SUB-TOTAL:										291.50
070042	0004	02/03/2017	A HS Adult Ala Carte	03	006	1523	0000	000000	100	100.75
070042	0009	02/03/2017	A Jr. Hi Adult Ala Carte	03	006	1523	0000	000000	200	33.50
070042	0014	02/03/2017	A Eastern Adult Ala Carte	03	006	1523	0000	000000	300	23.25
070042	0019	02/03/2017	A Central Adult Ala Carte	03	006	1523	0000	000000	400	35.50
070042	0024	02/03/2017	A Western Adult Ala Carte	03	006	1523	0000	000000	500	16.55
070066	0004	02/10/2017	A HS Adult Ala Carte	03	006	1523	0000	000000	100	118.50
070066	0009	02/10/2017	A Jr. Hi Adult Ala Carte	03	006	1523	0000	000000	200	46.05
070066	0014	02/10/2017	A Eastern Adult Ala Carte	03	006	1523	0000	000000	300	40.00
070066	0019	02/10/2017	A Central Adult Ala Carte	03	006	1523	0000	000000	400	60.10
070066	0024	02/10/2017	A Western Adult Ala Carte	03	006	1523	0000	000000	500	10.00
070131	0004	02/17/2017	A HS Adult Ala Carte	03	006	1523	0000	000000	100	114.90
070131	0009	02/17/2017	A Jr. Hi Adult Ala Carte	03	006	1523	0000	000000	200	51.00
070131	0014	02/17/2017	A Eastern Adult Ala Carte	03	006	1523	0000	000000	300	49.00
070131	0019	02/17/2017	A Central Adult Ala Carte	03	006	1523	0000	000000	400	95.25
070131	0024	02/17/2017	A Western Adult Ala Carte	03	006	1523	0000	000000	500	19.00
070151	0004	02/28/2017	A HS Adult Ala Carte	03	006	1523	0000	000000	100	157.55
070151	0009	02/28/2017	A Jr. Hi Adult Ala Carte	03	006	1523	0000	000000	200	36.25
070151	0014	02/28/2017	A Eastern Adult Ala Carte	03	006	1523	0000	000000	300	27.75

STATUS (STS) CODES:

A-RECEIPT B-REFUND OF RECEIPT V-VOID REFUND OF RECEIPT X-REDUCTION OF EXPENDITURE  
 C-APPROPRIATION OR BUDGET MODIFICATIONS D-EXPENSE/SUPPLIES DISTRIBUTION F-FUND TO FUND TRANSFER

TRANS NO	ITEM NO	TRANS DATE	STS	DESCRIPTION OR SOURCE	TI	FUND	RCPT	SPCC	SUBT	OPU	TRANS AMOUNT
070151	0019	02/28/2017	A	Central Adult Ala Carte	03	006	1523	0000	000000	400	76.30
070151	0024	02/28/2017	A	Western Adult Ala Carte	03	006	1523	0000	000000	500	0.00
RCPT CODE SUB-TOTAL:											1,111.20
070148	0001	02/21/2017	A	Preschool snacks	03	006	1890	0000	000000	000	626.75
RCPT CODE SUB-TOTAL:											626.75
070128	0001	02/27/2017	A	State Lunch Feb 2017 -Centra	03	006	3200	0000	000000	400	284.38
070128	0002	02/27/2017	A	State Lunch Feb 2017- East	03	006	3200	0000	000000	300	369.69
070128	0003	02/27/2017	A	State Lunch Feb 2017- HS	03	006	3200	0000	000000	100	327.03
070128	0004	02/27/2017	A	State Lunch Feb 2017 - JH	03	006	3200	0000	000000	200	241.72
070128	0005	02/27/2017	A	State Lunch Feb 2017 Western	03	006	3200	0000	000000	500	199.07
RCPT CODE SUB-TOTAL:											1,421.89
070103	0001	02/10/2017	A	Federal Reimb Lunch High	03	006	4120	0000	000000	100	6,769.68
070103	0002	02/10/2017	A	Federal Reimb Lunch Jr High	03	006	4120	0000	000000	200	5,285.78
070103	0003	02/10/2017	A	Federal Reimb Lunch Central	03	006	4120	0000	000000	400	5,965.32
070103	0004	02/10/2017	A	Federal Reimb Lunch East	03	006	4120	0000	000000	300	7,498.18
070103	0005	02/10/2017	A	Federal Reimb Lunch Western	03	006	4120	0000	000000	500	4,243.78
070103	0006	02/10/2017	A	Fed Reimb Breakfast - High	03	006	4120	0000	000000	100	818.16
070103	0007	02/10/2017	A	Federal Reimb Breakfast - Jr H	03	006	4120	0000	000000	200	660.17
070103	0008	02/10/2017	A	Federal Reimb Break - Central	03	006	4120	0000	000000	400	875.63
070103	0009	02/10/2017	A	Federal Reimb Break - East	03	006	4120	0000	000000	300	1,453.96
070103	0010	02/10/2017	A	Federal Reimb Break - Western	03	006	4120	0000	000000	500	810.18
070103	0011	02/10/2017	A	Preschool Milk - Western	03	006	4120	1280	000000	500	132.85
RCPT CODE SUB-TOTAL:											34,513.69
FUND CODE SUB-TOTAL:											75,208.08
070163	0006	02/28/2017	A	Richland Bank May Interest	03	007	1410	9100	000000	000	15.69
RCPT CODE SUB-TOTAL:											15.69
FUND CODE SUB-TOTAL:											15.69
070163	0003	02/28/2017	A	Richland Bank May Interest	03	007	1410	9800	000000	000	12.86
RCPT CODE SUB-TOTAL:											12.86

STATUS (STS) CODES:

A-RECEIPT B-REFUND OF RECEIPT V-VOID REFUND OF RECEIPT X-REDUCTION OF EXPENDITURE  
 C-APPROPRIATION OR BUDGET MODIFICATIONS D-EXPENSE/SUPPLIES DISTRIBUTION F-FUND TO FUND TRANSFER

TRANS NO	ITEM NO	TRANS DATE	STS	DESCRIPTION OR SOURCE	TI	FUND	RCPT	SPCC	SUBJ	OPU	TRANS AMOUNT
FUND CODE SUB-TOTAL:											12.86
070163	0004	02/28/2017	A	Richland Bank May Interest	03	007	1410	9901	000000	000	1.89
RCPT CODE SUB-TOTAL:											1.89
FUND CODE SUB-TOTAL:											1.89
070036	0001	02/03/2017	A	Dhiopyle commission	03	018	1690	9100	000000	000	31.63
070039	0001	02/03/2017	A	MH Coffee service	03	018	1690	9100	000000	000	88.32
070058	0001	02/10/2017	A	vending commission	03	018	1690	9100	000000	000	14.70
070060	0001	02/10/2017	A	MH Coffee service	03	018	1690	9100	000000	000	57.23
070084	0001	02/14/2017	A	Gorman Rupp donation	03	018	1690	9100	000000	000	155.00
070095	0001	02/14/2017	A	Gorman Rupp donation	03	018	1690	9100	000000	000	155.00
070109	0001	02/17/2017	A	MH Coffee service	03	018	1690	9100	000000	000	54.03
070137	0001	02/24/2017	A	MH coffee service	03	018	1690	9100	000000	000	57.45
RCPT CODE SUB-TOTAL:											303.36
070071	0001	02/11/2017	A	Therac-disc MD Prom donation	03	018	1820	9100	000000	000	500.00
070075	0002	02/14/2017	A	Gorman Rupp Donation	03	018	1820	9100	000000	000	155.00
RCPT CODE SUB-TOTAL:											655.00
FUND CODE SUB-TOTAL:											958.36
070091	0001	02/16/2017	A	Donley family donation	03	018	1620	9200	000000	000	857.81
070096	0001	02/16/2017	A	Donley family donation	03	018	1620	9200	000000	000	857.81
070141	0002	02/24/2017	A	JH Fees	03	018	1620	9200	000000	000	60.00
RCPT CODE SUB-TOTAL:											60.00
070096	0002	02/16/2017	A	Donley family donation	03	018	1820	9200	000000	000	857.81
RCPT CODE SUB-TOTAL:											857.81
FUND CODE SUB-TOTAL:											917.81
070047	0001	02/03/2017	A	Box Tops money	03	018	1820	9300	000000	000	1,526.45
070079	0001	02/10/2017	A	Donley fundraiser	03	018	1820	9300	000000	000	1,401.01

STATUS (STS) CODES:  
 A-RECEIPT B-REFUND OF RECEIPT V-VOID REFUND OF RECEIPT X-REDUCTION OF EXPENDITURE  
 C-APPROPRIATION OR BUDGET MODIFICATIONS D-EXPENSE/SUPPLIES DISTRIBUTION F-FUND TO FUND TRANSFER

TRANS NO	ITEM NO	TRANS DATE	STS	DESCRIPTION OR SOURCE	TI	FUND	RCPT	SPCC	SUBJ	OPU	TRANS AMOUNT
RCPT CODE SUB-TOTAL:											2,927.46
FUND CODE SUB-TOTAL:											2,927.46
070063	0001	02/10/2017	A	Right to Read week donation	03	018	1630	9400	000000	000	200.00
070114	0002	02/21/2017	A	Central fees princ acct	03	018	1630	9400	000000	000	4.00
070133	0002	02/23/2017	A	Central fees princ acct	03	018	1630	9400	000000	000	4.00
070140	0002	02/24/2017	A	Central fees princ acct	03	018	1630	9400	000000	000	4.00
070143	0002	02/27/2017	A	Central fees princ acct	03	018	1630	9400	000000	000	2.00
RCPT CODE SUB-TOTAL:											214.00
FUND CODE SUB-TOTAL:											214.00
070046	0001	02/03/2017	A	Lost library book	03	018	1890	9401	000000	000	10.00
070114	0003	02/21/2017	A	Lost library books	03	018	1890	9401	000000	000	9.00
RCPT CODE SUB-TOTAL:											19.00
FUND CODE SUB-TOTAL:											19.00
070034	0002	02/03/2017	A	Western fees princ acct	03	018	1630	9500	000000	000	7.00
070073	0001	02/11/2017	A	PTO donation	03	018	1630	9500	000000	000	200.00
070073	0002	02/11/2017	A	Veterans of Foreigh Aff donati	03	018	1630	9500	000000	000	750.00
070074	0001	02/11/2017	A	Denia day donations	03	018	1630	9500	000000	000	76.00
070112	0002	02/21/2017	A	Western fees princ acct	03	018	1630	9500	000000	000	10.00
070146	0002	02/28/2017	A	Western fees princ acct	03	018	1630	9500	000000	000	10.00
RCPT CODE SUB-TOTAL:											1,053.00
FUND CODE SUB-TOTAL:											1,053.00
070113	0001	02/21/2017	A	Library book replacement	03	018	1890	9501	000000	000	8.99
RCPT CODE SUB-TOTAL:											8.99
FUND CODE SUB-TOTAL:											8.99

STATUS (STS) CODES:

A-RECEIPT B-REFUND OF RECEIPT V-VOID REFUND OF RECEIPT X-REDUCTION OF EXPENDITURE  
 C-APPROPRIATION OR BUDGET MODIFICATIONS D-EXPENSE/SUPPLIES DISTRIBUTION F-FUND TO FUND TRANSFER

TRANS NO	ITEM NO	TRANS DATE	STS	DESCRIPTION OR SOURCE	TI	FUND	RCPT	SPCC	SUBJ	OPU	TRANS AMOUNT
070032	0003	02/02/2017	A	PTO Recycling-Central	03	019	1890	9121	000000	000	3.00
070070	0003	02/11/2017	A	PTO Recycling-Central	03	019	1890	9121	000000	000	8.54
RCPT CODE SUB-TOTAL:											11.54
FUND CODE SUB-TOTAL:											11.54
070032	0001	02/02/2017	A	PTO Recycling-Eastern	03	019	1890	9122	000000	000	3.00
070070	0001	02/11/2017	A	PTO Recycling-Eastern	03	019	1890	9122	000000	000	8.54
RCPT CODE SUB-TOTAL:											11.54
FUND CODE SUB-TOTAL:											11.54
070032	0002	02/02/2017	A	PTO Recycling-Western	03	019	1890	9123	000000	000	3.00
070070	0002	02/11/2017	A	PTO Recycling-Western	03	019	1890	9123	000000	000	8.55
RCPT CODE SUB-TOTAL:											11.55
FUND CODE SUB-TOTAL:											11.55
070117	0001	02/22/2017	A	Girls Sect BB Tourn 2/21	03	022	1615	9601	000000	000	362.00
070119	0001	02/23/2017	A	Girls Sect BB Tourn 2/22	03	022	1615	9601	000000	000	1,266.00
070157	0001	02/27/2017	A	Girls Sect BB Tourn adm 2/25	03	022	1615	9601	000000	000	1,546.00
RCPT CODE SUB-TOTAL:											3,174.00
070120	0001	02/22/2017	A	Girls BB Sect program sales	03	022	1690	9601	000000	000	16.00
070160	0001	02/27/2017	A	Girls BB Sect program sales	03	022	1690	9601	000000	000	16.00
RCPT CODE SUB-TOTAL:											0.00
FUND CODE SUB-TOTAL:											3,174.00
070163	0002	02/28/2017	A	Richland Bank May Int. 024	03	024	1410	0000	000000	000	165.64
RCPT CODE SUB-TOTAL:											165.64
070051	0001	02/07/2017	A	Parler Feb Cobra	03	024	1872	0000	000000	000	1,913.73
070093	0001	02/20/2017	A	Employees' Premiums Feb	03	024	1872	0000	000000	000	56,485.97

STATUS (STS) CODES:

A-RECEIPT B-REFUND OF RECEIPT V-VOID REFUND OF RECEIPT X-REDUCTION OF EXPENDITURE  
 C-APPROPRIATION OR BUDGET MODIFICATIONS D-EXPENSE/SUPPLIES DISTRIBUTION F-FUND TO FUND TRANSFER

TRANS NO	ITEM NO	TRANS DATE	STS	DESCRIPTION OR SOURCE	TI	FUND	RCPT	SPCC	SUBJ	OPU	TRANS AMOUNT
070094	0001	02/20/2017	A	Board's Premiums Feb	03	024	1872	0000	000000	000	327,573.53
070101	0001	02/21/2017	A	Heck Feb Ins	03	024	1872	0000	000000	000	1,930.51
070162	0001	02/28/2017	A	Heck Feb Ins (Jan-Feb Vision)	03	024	1872	0000	000000	000	53.60-
RCPT CODE SUB-TOTAL:											387,850.14
FUND CODE SUB-TOTAL:											388,015.78
070054	0002	02/07/2017	A	Ticket sales	03	200	1620	9102	000000	000	224.00
070069	0002	02/11/2017	A	Drama club tickets	03	200	1620	9102	000000	000	208.00
070099	0002	02/21/2017	A	Ticket sales	03	200	1620	9102	000000	000	584.00
070106	0002	02/22/2017	A	Ticket sales	03	200	1620	9102	000000	000	176.00
070122	0002	02/24/2017	A	Ticket sales	03	200	1620	9102	000000	000	192.00
RCPT CODE SUB-TOTAL:											1,384.00
070052	0001	02/07/2017	A	Drama Club Patron	03	200	1690	9102	000000	000	100.00
070054	0001	02/07/2017	A	Drama Club Patron	03	200	1690	9102	000000	000	590.00
070055	0001	02/08/2017	A	Drama Club Patron	03	200	1690	9102	000000	000	175.00
070069	0001	02/11/2017	A	Drama Club Patrons	03	200	1690	9102	000000	000	305.00
070099	0001	02/21/2017	A	Drama Club Patron	03	200	1690	9102	000000	000	490.00
070106	0001	02/22/2017	A	Drama Club Patron	03	200	1690	9102	000000	000	315.00
070122	0001	02/24/2017	A	Drama Club Patron	03	200	1690	9102	000000	000	305.00
RCPT CODE SUB-TOTAL:											2,280.00
FUND CODE SUB-TOTAL:											3,664.00
070136	0001	02/24/2017	A	Spanish club dues	03	200	1630	9107	000000	000	5.00
RCPT CODE SUB-TOTAL:											5.00
FUND CODE SUB-TOTAL:											5.00
070135	0001	02/24/2017	A	TShirt sale	03	200	1620	9115	000000	000	5.00
RCPT CODE SUB-TOTAL:											5.00
FUND CODE SUB-TOTAL:											5.00

STATUS (STS) CODES:

A-RECEIPT B-REFUND OF RECEIPT V-VOID REFUND OF RECEIPT X-REDUCTION OF EXPENDITURE  
 C-APPROPRIATION OR BUDGET MODIFICATIONS D-EXPENSE/SUPPLIES DISTRIBUTION F-FUND TO FUND TRANSFER

TRANS NO	ITEM NO	TRANS DATE	STS	DESCRIPTION OR SOURCE	TL	FUND	RCPT	SPCC	SUBT	OPU	TRANS AMOUNT
070061	0001	02/10/2017	A	NHS Donley donations	03	200	1620	9121	000000	000	275.00
070062	0001	02/10/2017	A	NHS Donley donations	03	200	1620	9121	000000	000	320.07
070083	0001	02/14/2017	A	NHS Donner fundraiser	03	200	1620	9121	000000	000	272.00
070098	0001	02/14/2017	A	NHS Donner fundraiser	03	200	1620	9121	000000	000	272.00
070089	0001	02/15/2017	A	NHS Donley fundraiser	03	200	1620	9121	000000	000	300.00
070097	0001	02/16/2017	A	NHS Donley fundraiser	03	200	1620	9121	000000	000	300.00
RCPT CODE SUB-TOTAL:											595.07
070028	0001	02/02/2017	A	NHS dues	03	200	1630	9121	000000	000	10.00
070035	0001	02/03/2017	A	NHS fees	03	200	1630	9121	000000	000	30.00
RCPT CODE SUB-TOTAL:											40.00
070098	0002	02/14/2017	A	NHS Donley fundraiser	03	200	1820	9121	000000	000	272.00
070097	0002	02/16/2017	A	NHS Donley fundraiser	03	200	1820	9121	000000	000	300.00
070110	0001	02/17/2017	A	NHS Donley fundraiser	03	200	1820	9121	000000	000	65.00
RCPT CODE SUB-TOTAL:											637.00
FUND CODE SUB-TOTAL:											1,272.07
070077	0001	02/10/2017	A	Student council dance	03	200	1690	9205	000000	000	453.00
070081	0001	02/14/2017	A	Stu Council candy grams	03	200	1690	9205	000000	000	100.50
RCPT CODE SUB-TOTAL:											553.50
FUND CODE SUB-TOTAL:											553.50
070078	0001	02/10/2017	A	Stu council candy gram money	03	200	1690	9301	000000	000	462.00
RCPT CODE SUB-TOTAL:											462.00
FUND CODE SUB-TOTAL:											462.00
070027	0001	02/01/2017	A	JH PE vending	03	300	1620	9206	000000	000	250.00
070076	0001	02/10/2017	A	JH PE Vending	03	300	1620	9206	000000	000	180.00
RCPT CODE SUB-TOTAL:											430.00
FUND CODE SUB-TOTAL:											430.00

STATUS (STS) CODES:  
 A-RECEIPT B-REFUND OF RECEIPT V-VOID REFUND OF RECEIPT X-REDUCTION OF EXPENDITURE  
 C-APPROPRIATION OR BUDGET MODIFICATIONS D-EXPENSE/SUPPLIES DISTRIBUTION F-FUND TO FUND TRANSFER

TRANS NO	ITEM NO	TRANS DATE	STS	DESCRIPTION OR SOURCE	TT	FUND	RCPT	SPEC	SUBT	QPU	TRANS AMOUNT
070038	0001	02/03/2017	A	FR Boys BB adm 2/2	03	300	1610	9600	000000	707	88.00
070050	0001	02/06/2017	A	Var/JV Girls BB 2/4	03	300	1610	9600	000000	708	292.00
070056	0001	02/09/2017	A	Wrestling meet adm 2/8	03	300	1610	9600	000000	710	76.00
070044	0001	02/10/2017	A	Var/JV Girls BB adm 2/9	03	300	1610	9600	000000	708	326.00
070068	0001	02/11/2017	A	Boys BB adm 2/10	03	300	1610	9600	000000	707	2,500.00
070082	0001	02/14/2017	A	Boys BB Presale tickets	03	300	1610	9600	000000	707	150.00
070075	0001	02/17/2017	B	PRESALE TICKETS OTTAWA GLANDOR	03	300	1610	9600	000000	707	150.00-
070111	0001	02/20/2017	A	Wrestling v Crestview Adm 2/18	03	300	1610	9600	000000	710	336.00
070155	0001	02/25/2017	A	Boys BB Adm 2/24	03	300	1610	9600	000000	707	1,992.00
070123	0001	02/28/2017	B	12/10/2016 BASKETBALL	03	300	1610	9600	000000	707	196.50-
RCPT CODE SUB-TOTAL:											5,213.50
070067	0001	02/11/2017	A	Boys BB programs 2/10	03	300	1620	9600	000000	707	88.00
070153	0001	02/23/2017	A	Program sales Boys BB 2/24	03	300	1620	9600	000000	707	82.00
070156	0001	02/27/2017	A	Programs Girls BB Sect tour	03	300	1620	9600	000000	000	86.00
070161	0001	02/27/2017	A	Girls BB Sect program sales	03	300	1620	9600	000000	000	16.00
RCPT CODE SUB-TOTAL:											272.00
070065	0001	02/10/2017	A	2017 Advertising	03	300	1690	9600	000000	000	366.00
070086	0001	02/14/2017	A	Program sponsors	03	300	1690	9600	000000	000	1,010.00
070095	0004	02/14/2017	A	Gorman Rupp Ad Sponsor	03	300	1690	9600	000000	000	195.00
070115	0001	02/21/2017	A	2016/17 Program Ad Sponsor	03	300	1690	9600	000000	000	355.00
070152	0001	02/23/2017	A	Media Broadcast Girl BB Tourn	03	300	1690	9600	000000	000	120.00
070154	0001	02/23/2017	A	Ad Sponsors	03	300	1690	9600	000000	000	395.00
070158	0001	02/27/2017	A	16/17 Video Board Sponsor	03	300	1690	9600	000000	000	330.00
070159	0001	02/27/2017	A	2016/17 Program Ad	03	300	1690	9600	000000	000	195.00
RCPT CODE SUB-TOTAL:											2,966.00
070031	0001	02/02/2017	A	Donation for Video Board	03	300	1820	9600	000000	000	5,000.00
070043	0001	02/06/2017	A	Donation for Video Board	03	300	1820	9600	000000	000	5,000.00-
070084	0002	02/14/2017	A	Gorman Rupp donation	03	300	1820	9600	000000	000	195.00
070095	0003	02/14/2017	A	Gorman Rupp donation	03	300	1820	9600	000000	000	195.00-
RCPT CODE SUB-TOTAL:											0.00
070088	0001	02/14/2017	A	Swim invite fee	03	300	1890	9600	000000	709	100.00
070116	0001	02/21/2017	A	2017 Track Invit entry fee	03	300	1890	9600	000000	712	170.00
RCPT CODE SUB-TOTAL:											270.00
FUND CODE SUB-TOTAL:											8,721.50

STATUS (STS) CODES:

A-RECEIPT B-REFUND OF RECEIPT V-VOID REFUND OF RECEIPT X-REDUCTION OF EXPENDITURE  
 C-APPROPRIATION OR BUDGET MODIFICATIONS D-EXPENSE/SUPPLIES DISTRIBUTION F-FUND TO FUND TRANSFER



LEXINGTON LOCAL SCHOOLS  
 TRANS. BY FUND/RCPT, ALL FUNDS  
 DATES 02/01/2017 THRU 02/28/2017  
 SORTED BY TRANSACTION DATE

TRANS NO	ITEM NO	TRANS DATE	STS	DESCRIPTION OR SOURCE	TI	FUND	RCPT	SPCC	SUBJ	OPU	TRANS AMOUNT	
070125	0001	02/27/2017	A	IDEA-B Revenue	03	516	4220	9017	000000	000	30,352.85	
											RCPT CODE SUB-TOTAL:	30,352.85
											FUND CODE SUB-TOTAL:	30,352.85
070124	0001	02/27/2017	A	Title I Revenue	03	572	4220	9017	000000	000	34,665.59	
											RCPT CODE SUB-TOTAL:	34,665.59
											FUND CODE SUB-TOTAL:	34,665.59
070127	0001	02/27/2017	A	IDEA ECSE Revenue	03	587	4220	9017	000000	000	723.40	
											RCPT CODE SUB-TOTAL:	723.40
											FUND CODE SUB-TOTAL:	723.40
070126	0001	02/27/2017	A	Title II-A Revenue	03	590	4220	9017	000000	000	6,585.18	
											RCPT CODE SUB-TOTAL:	6,585.18
											FUND CODE SUB-TOTAL:	6,585.18
											GRAND TOTAL:	2,267,601.49

STATUS (STS) CODES:  
 A-RECEIPT B-REFUND OF RECEIPT V-VOID REFUND OF RECEIPT X-REDUCTION OF EXPENDITURE  
 C-APPROPRIATION OR BUDGET MODIFICATIONS D-EXPENSE/SUPPLIES DISTRIBUTION F-FUND TO FUND TRANSFER

LEXINGTON LOCAL SCHOOLS  
 Revenue Account Summary  
 SORTED BY FUND-SCC/ACCT

	FYTD Receivable	FYTD Actual Receipts	MTD Actual Receipts	YTD Actual Receipts	FYTD Balance Receivable	FYTD Percent Received
*****TOTAL FOR FUND-SCC 001 0000 (GENERAL FUND):	23,106,385.00	13,869,787.66	1,660,403.85	2,635,786.82	9,236,597.34	60.03
*****TOTAL FOR FUND-SCC 001 9412 (GENERAL BUDGET RESERVE SET-ASIDE-1Z/BMC):	0.00	0.00	0.00	0.00	0.00	0.00
*****TOTAL FOR FUND-SCC 001 9800 (FINGERPRINT PAYMENT CLEARING ACCOUNT):	0.00	0.00	0.00	0.00	0.00	0.00
*****TOTAL FOR FUND-SCC 002 0000 (BOND RETIREMENT FUND):	0.00	0.00	0.00	0.00	0.00	0.00
*****TOTAL FOR FUND-SCC 003 0000 (PERMANENT IMPROVEMENT FUND):	689,483.00	355,985.58	47,196.00	47,196.00	333,497.42	51.63
*****TOTAL FOR FUND-SCC 006 0000 (FOOD SERVICE FUND):	731,825.00	463,112.16	75,208.08	154,285.20	268,712.84	63.28
*****TOTAL FOR FUND-SCC 007 9003 (FRAN & WARREN RUPP SCHOLARSHIP):	0.00	0.00	0.00	0.00	0.00	0.00
*****TOTAL FOR FUND-SCC 007 9100 (LEXINGTON MINUTEMEN ACADEMIC SCHOLARSHIP FUND):	4,956.00	1,150.47	15.69	28.56	3,805.53	23.21
*****TOTAL FOR FUND-SCC 007 9800 (TERRY McCAMMON SCHOLARSHIP FUND):	38.00	71.67	12.86	23.41	33.67	188.61
*****TOTAL FOR FUND-SCC 007 9801 (MINUTEMAN ALUMNI SCHOLARSHIP FUND):	6.00	10.54	1.89	3.44	4.54	175.67

\*\*\* NOTE!! ONLY ACTIVE ACCOUNTS HAVE BEEN SELECTED, TOTALS MAY EXCLUDE AMOUNTS THAT ARE RELATED TO INACTIVE ACCOUNTS. \*\*\*

LEXINGTON LOCAL SCHOOLS  
 Revenue Account Summary  
 SORTED BY FUND-SCC/ACCT

	FYTD Receivable	FYTD Actual Receipts	NTD Actual Receipts	YTD Actual Receipts	FYTD Balance Receivable	FYTD Percent Received
*****TOTAL FOR FUND-SCC 007 9999 (LEXINGTON SCHOOLS TRUST FUND):	0.00	0.00	0.00	0.00	0.00	0.00
*****TOTAL FOR FUND-SCC 018 9100 (HIGH SCHOOL PRINCIPAL'S FUND):	9,669.00	4,918.27	958.36	1,391.19	4,750.73	50.87
*****TOTAL FOR FUND-SCC 018 9200 (JUNIOR HIGH PRINCIPAL'S FUND):	5,765.00	5,720.86	917.81	1,037.85	44.14	99.23
*****TOTAL FOR FUND-SCC 018 9300 (EASTERN PRINCIPAL'S FUND):	5,788.00	5,719.44	2,927.46	2,960.33	68.56	98.82
*****TOTAL FOR FUND-SCC 018 9301 (EASTERN ELEMENTARY BOOKFAIR/BOXTOPS FUND):	4,789.00	0.00	0.00	0.00	4,789.00	0.00
*****TOTAL FOR FUND-SCC 018 9302 (EASTERN ELEMENTARY MATH):	1,241.00	0.00	0.00	0.00	1,241.00	0.00
*****TOTAL FOR FUND-SCC 018 9400 (CENTRAL PRINCIPAL'S FUND):	4,508.00	4,200.24	214.00	228.09	307.76	93.17
*****TOTAL FOR FUND-SCC 018 9401 (CENTRAL ELEMENTARY BOOKFAIR FUND):	6,049.00	4,553.78	19.00	937.00	1,495.22	75.28
*****TOTAL FOR FUND-SCC 018 9402 (CENTRAL ELEMENTARY ART):	7.00	0.00	0.00	0.00	7.00	0.00
*****TOTAL FOR FUND-SCC 018 9500 (WESTERN PRINCIPAL'S FUND):	6,705.00	5,476.02	1,053.00	1,105.21	1,228.98	81.67

\*\*\* NOTE!! ONLY ACTIVE ACCOUNTS HAVE BEEN SELECTED, TOTALS MAY EXCLUDE AMOUNTS THAT ARE RELATED TO INACTIVE ACCOUNTS. \*\*\*

LEXINGTON LOCAL SCHOOLS  
 Revenue Account Summary  
 SORTED BY FUND-SCC/ACCT

	FYTD Receivable	FYTD Actual Receipts	MTD Actual Receipts	YTD Actual Receipts	FYTD Balance Receivable	FYTD Percent Received
****TOTAL FOR FUND-SCC 018 9501 (WESTERN ELEMENTARY BOOKFAIR/BOXTOPS FUND):	7,070.00	5,059.40	8.99	1,539.99	2,010.60	71.56
****TOTAL FOR FUND-SCC 018 9502 (HIGH SCHOOL ACADEMIC BOOSTERS FUND):	0.00	0.00	0.00	0.00	0.00	0.00
****TOTAL FOR FUND-SCC 018 9503 (WESTERN ELEMENTARY ART):	0.00	0.00	0.00	0.00	0.00	0.00
****TOTAL FOR FUND-SCC 018 9602 (JUNIOR HIGH ACADEMIC BOOSTERS FUND):	0.00	0.00	0.00	0.00	0.00	0.00
****TOTAL FOR FUND-SCC 018 9901 (JUNIOR HIGH TEACHER ADVISORY FUND):	0.00	0.00	0.00	0.00	0.00	0.00
****TOTAL FOR FUND-SCC 019 9001 (ACADEMIC BOOSTERS GRANTS):	0.00	0.00	0.00	0.00	0.00	0.00
****TOTAL FOR FUND-SCC 019 9121 (CENTRAL ELEMENTARY PTO GRANTS):	1,739.00	2,102.93	11.54	24.54	363.93	120.93
****TOTAL FOR FUND-SCC 019 9122 (EASTERN ELEMENTARY PTO GRANTS):	1,739.00	2,102.95	11.54	24.53	363.95	120.93
****TOTAL FOR FUND-SCC 019 9123 (WESTERN ELEMENTARY PTO GRANTS):	1,739.00	2,102.96	11.55	24.55	363.96	120.93
****TOTAL FOR FUND-SCC 019 9200 (RICHLAND COUNTY FOUNDATION GRANT PLAYGROUND):	0.00	0.00	0.00	0.00	0.00	0.00

\*\*\* NOTE!! ONLY ACTIVE ACCOUNTS HAVE BEEN SELECTED, TOTALS MAY EXCLUDE AMOUNTS THAT ARE RELATED TO INACTIVE ACCOUNTS. \*\*\*

	FYTD Receivable	FYTD Actual Receipts	MTD Actual Receipts	YTD Actual Receipts	FYTD Balance Receivable	FYTD Percent Received
*****TOTAL FOR FUND-SCC 019 9201 (RICHLAND COUNTY FOUNDATION GRANT CENTRAL PRID):	0.00	0.00	0.00	0.00	0.00	0.00
*****TOTAL FOR FUND-SCC 019 9202 (RICHLAND COUNTY FOUNDATION GRANT-HENSEL FY15 ):	0.00	0.00	0.00	0.00	0.00	0.00
*****TOTAL FOR FUND-SCC 019 9204 (RICHLAND COUNTY FOUNDATION GRANT-PELPHREY 15 ):	0.00	0.00	0.00	0.00	0.00	0.00
*****TOTAL FOR FUND-SCC 019 9205 (RICHLAND CO FOUNDATION GRANT-STAINED GLASS 16):	0.00	0.00	0.00	0.00	0.00	0.00
*****TOTAL FOR FUND-SCC 019 9206 (RICHLAND CO FOUNDATION GRANT-SEASONAL SCIE 16):	0.00	0.00	0.00	0.00	0.00	0.00
*****TOTAL FOR FUND-SCC 019 9207 (RICHLAND CO FOUNDATION-SCORE COMMON CORE 16):	0.00	0.00	0.00	0.00	0.00	0.00
*****TOTAL FOR FUND-SCC 019 9208 (RICHLAND CO FOUND-BUILD A COMM OF READERS):	500.00	500.00	0.00	0.00	0.00	100.00
*****TOTAL FOR FUND-SCC 019 9209 (RICH CO FOUND-LEARN TO READ FOR A LIFETIME):	1,199.00	1,199.00	0.00	0.00	0.00	100.00
*****TOTAL FOR FUND-SCC 019 9210 (RICH CO FOUND-MULTI-SENS APPROACH TO LEARNING):	831.66	831.66	0.00	0.00	0.00	100.00
*****TOTAL FOR FUND-SCC 019 9211 (RICH CO FOUND-BEE AWARENESS):	672.92	672.92	0.00	0.00	0.00	100.00

\*\*\* NOTE!! ONLY ACTIVE ACCOUNTS HAVE BEEN SELECTED, TOTALS MAY EXCLUDE AMOUNTS THAT ARE RELATED TO INACTIVE ACCOUNTS. \*\*\*

	FYTD Receivable	FYTD Actual Receipts	MTD Actual Receipts	YTD Actual Receipts	FYTD Balance Receivable	FYTD Percent Received
*****TOTAL FOR FUND-SCC 019 9212 (RICH CO FOUND-DONT LET THE PIGEON STOP TALK):	623.60	623.60	0.00	0.00	0.00	100.00
*****TOTAL FOR FUND-SCC 019 9303 (OHIO POWER GRANT (BERRY)):	0.00	0.00	0.00	0.00	0.00	0.00
*****TOTAL FOR FUND-SCC 019 9500 (DOLLAR GENERAL LIT FUND - YOUTH LIT FY16):	0.00	0.00	0.00	0.00	0.00	0.00
*****TOTAL FOR FUND-SCC 019 9616 (WALMART TEACHER OF THE YEAR-DANIELLE SAVAGE):	0.00	0.00	0.00	0.00	0.00	0.00
*****TOTAL FOR FUND-SCC 022 9601 (OHSSA TOURNAMENT AGENCY FUND):	58,337.00	20,867.90	3,174.00	1,195.65	37,469.10	35.77
*****TOTAL FOR FUND-SCC 024 0000 (EMPLOYEE BENEFITS FUND FOR MEDICAL/DENTAL):	3,571,627.00	3,095,942.41	388,015.78	778,212.37	475,684.59	86.68
*****TOTAL FOR FUND-SCC 200 9101 (HIGH SCHOOL ART CLUB):	0.00	0.00	0.00	0.00	0.00	0.00
*****TOTAL FOR FUND-SCC 200 9102 (HIGH SCHOOL DRAMA CLUB):	14,772.00	6,979.00	3,664.00	3,664.00	7,813.00	47.18
*****TOTAL FOR FUND-SCC 200 9103 (HIGH SCHOOL MATH CLUB):	0.00	0.00	0.00	0.00	0.00	0.00
*****TOTAL FOR FUND-SCC 200 9104 (HIGH SCHOOL LEADERSHIP COUNCIL):	3,200.00	2,806.00	0.00	0.00	394.00	87.69

\*\*\* NOTE!! ONLY ACTIVE ACCOUNTS HAVE BEEN SELECTED, TOTALS MAY EXCLUDE AMOUNTS THAT ARE RELATED TO INACTIVE ACCOUNTS. \*\*\*

	FYTD Receivable	FYTD Actual Receipts	MTD Actual Receipts	YTD Actual Receipts	FYTD Balance Receivable	FYTD Percent Received
*****TOTAL FOR FUND-SCC 200 9105 (HIGH SCHOOL FRENCH CLUB):	165.00	240.00	0.00	0.00	75.00	145.45
*****TOTAL FOR FUND-SCC 200 9107 (HIGH SCHOOL SPANISH CLUB):	1,040.00	780.00	5.00	15.00	260.00	75.00
*****TOTAL FOR FUND-SCC 200 9108 (HIGH SCHOOL LEO CLUB):	847.00	1,556.06	0.00	18.26	709.06	183.71
*****TOTAL FOR FUND-SCC 200 9114 (HIGH SCHOOL STUDENT COUNCIL FUND):	1,115.00	404.41	0.00	58.41	710.59	36.27
*****TOTAL FOR FUND-SCC 200 9115 (HIGH SCHOOL KEY CLUB):	712.00	365.50	5.00	5.00	346.50	51.33
*****TOTAL FOR FUND-SCC 200 9116 (HIGH SCHOOL CHESS CLUB):	91.00	0.00	0.00	0.00	91.00	0.00
*****TOTAL FOR FUND-SCC 200 9119 (HIGH SCHOOL YEARBOOK FUND):	15,695.00	7,555.00	0.00	0.00	8,140.00	48.14
*****TOTAL FOR FUND-SCC 200 9120 (HIGH SCHOOL JOURNALISM FUND):	0.00	0.00	0.00	0.00	0.00	0.00
*****TOTAL FOR FUND-SCC 200 9121 (HIGH SCHOOL NATIONAL HONOR SOCIETY):	1,118.00	2,027.07	1,272.07	2,027.07	909.07	181.31
*****TOTAL FOR FUND-SCC 200 9160 (HIGH SCHOOL GERMAN CLUB):	0.00	0.00	0.00	0.00	0.00	0.00

\*\*\* NOTE!! ONLY ACTIVE ACCOUNTS HAVE BEEN SELECTED, TOTALS MAY EXCLUDE AMOUNTS THAT ARE RELATED TO INACTIVE ACCOUNTS. \*\*\*

	FYTD Receivable	FYTD Actual Receipts	MTD Actual Receipts	YTD Actual Receipts	FYTD Balance Receivable	FYTD Percent Received
*****TOTAL FOR FUND-SCC 200 9201 (JUNIOR HIGH ART CLUB):	0.00	158.75	0.00	0.00	158.75-	0.00
*****TOTAL FOR FUND-SCC 200 9204 (JUNIOR HIGH STUDENT COUNCIL FUND):	1,124.00	610.00	0.00	0.00	514.00	54.27
*****TOTAL FOR FUND-SCC 200 9205 (JUNIOR HIGH LIBRARY CLUB):	0.00	553.50	553.50	553.50	553.50-	0.00
*****TOTAL FOR FUND-SCC 200 9301 (EASTERN ELEMENTARY STUDENT ACTIVITY FUND):	1,839.00	1,996.87	462.00	680.90	157.87-	108.58
*****TOTAL FOR FUND-SCC 200 9401 (CENTRAL ELEMENTARY STUDENT ACTIVITY FUND):	0.00	0.00	0.00	0.00	0.00	0.00
*****TOTAL FOR FUND-SCC 200 9611 (HIGH SCHOOL INFORMED TEENS FUND):	54.00	53.63-	0.00	0.00	107.63	99.31-
*****TOTAL FOR FUND-SCC 200 9612 (JUNIOR HIGH INFORMED TEENS FUND):	475.00	110.83	0.00	0.00	364.17	23.33
*****TOTAL FOR FUND-SCC 300 9015 (NETWORK CONNECTIVITY FY9015):	0.00	0.00	0.00	0.00	0.00	0.00
*****TOTAL FOR FUND-SCC 300 9106 (HIGH SCHOOL INTRAMURALS):	0.00	0.00	0.00	0.00	0.00	0.00
*****TOTAL FOR FUND-SCC 300 9115 (JAZZ BAND):	1,337.00	0.00	0.00	0.00	1,337.00	0.00

\*\*\* NOTE!! ONLY ACTIVE ACCOUNTS HAVE BEEN SELECTED, TOTALS MAY EXCLUDE AMOUNTS THAT ARE RELATED TO INACTIVE ACCOUNTS. \*\*\*



	FYTD Receivable	FYTD Actual Receipts	MTD Actual Receipts	YTD Actual Receipts	FYTD Balance Receivable	FYTD Percent Received
*****TOTAL FOR FUND-SCC 300 9116 (CHOIR):	100.00	50.00	0.00	0.00	50.00	50.00
*****TOTAL FOR FUND-SCC 300 9206 (JUNIOR HIGH PHYS ED DEPARTMENT FUND):	3,400.00	2,080.00	430.00	740.00	1,320.00	61.18
*****TOTAL FOR FUND-SCC 300 9210 (JR HIGH INSTRUMENTAL):	0.00	0.00	0.00	0.00	0.00	0.00
*****TOTAL FOR FUND-SCC 300 9600 (ATHLETIC FUND):	267,500.00	217,455.85	8,721.50	26,307.39	50,044.15	81.29
*****TOTAL FOR FUND-SCC 300 9601 (ATHLETIC TOURNAMENT FUND):	0.00	0.00	0.00	0.00	0.00	0.00
*****TOTAL FOR FUND-SCC 300 9602 (ORCHESTRA):	0.00	0.00	0.00	0.00	0.00	0.00
*****TOTAL FOR FUND-SCC 300 9603 (ELEMENTARY MUSIC):	0.00	0.00	0.00	0.00	0.00	0.00
*****TOTAL FOR FUND-SCC 300 9605 (BAND):	0.00	0.00	0.00	0.00	0.00	0.00
*****TOTAL FOR FUND-SCC 451 9013 (NETWORK CONNECTIVITY - FY 2013):	0.00	0.00	0.00	0.00	0.00	0.00
*****TOTAL FOR FUND-SCC 451 9015 (Network Connectivity FY 2015):	0.00	0.00	0.00	0.00	0.00	0.00

\*\*\* NOTE!! ONLY ACTIVE ACCOUNTS HAVE BEEN SELECTED, TOTALS MAY EXCLUDE AMOUNTS THAT ARE RELATED TO INACTIVE ACCOUNTS. \*\*\*

	FYTD Receivable	FYTD Actual Receipts	MTD Actual Receipts	YTD Actual Receipts	FYTD Balance Receivable	FYTD Percent Received
*****TOTAL FOR FUND-SCC 451 9016 (Network Connectivity FY 2016):	0.00	0.00	0.00	0.00	0.00	0.00
*****TOTAL FOR FUND-SCC 451 9017 (Network Connectivity FY 2017):	9,000.00	4,500.00	0.00	0.00	4,500.00	50.00
*****TOTAL FOR FUND-SCC 506 9012 (RACE TO THE TOP GRANT FY12):	0.00	0.00	0.00	0.00	0.00	0.00
*****TOTAL FOR FUND-SCC 506 9013 (RACE TO THE TOP GRANT FY13):	0.00	0.00	0.00	0.00	0.00	0.00
*****TOTAL FOR FUND-SCC 506 9014 (RACE TO THE TOP GRANT FY14):	0.00	0.00	0.00	0.00	0.00	0.00
*****TOTAL FOR FUND-SCC 506 9015 (RACE TO THE TOP GRANT FY15):	0.00	0.00	0.00	0.00	0.00	0.00
*****TOTAL FOR FUND-SCC 506 9913 (OHIO RESIDENT EDUCATOR PROGRAM):	0.00	0.00	0.00	0.00	0.00	0.00
*****TOTAL FOR FUND-SCC 506 9914 (OHIO RESIDENT EDUCATOR PROGRAM):	0.00	0.00	0.00	0.00	0.00	0.00
*****TOTAL FOR FUND-SCC 516 9013 (IDEA-B SPECIAL EDUCATION FY13):	0.00	0.00	0.00	0.00	0.00	0.00
*****TOTAL FOR FUND-SCC 516 9014 (IDEA-B SPECIAL EDUCATION FY14):	0.00	0.00	0.00	0.00	0.00	0.00

\*\*\* NOTE!! ONLY ACTIVE ACCOUNTS HAVE BEEN SELECTED, TOTALS MAY EXCLUDE AMOUNTS THAT ARE RELATED TO INACTIVE ACCOUNTS. \*\*\*

	FYTD Receivable	FYTD Actual Receipts	MTD Actual Receipts	YTD Actual Receipts	FYTD Balance Receivable	FYTD Percent Received
*****TOTAL FOR FUND-SCC 516 9015 (IDEA-B SPECIAL EDUCATION FY15):	0.00	0.00	0.00	0.00	0.00	0.00
*****TOTAL FOR FUND-SCC 516 9016 (IDEA-B SPECIAL EDUCATION FY16):	5,900.81	5,900.81	0.00	0.00	0.00	100.00
*****TOTAL FOR FUND-SCC 516 9017 (IDEA-B SPECIAL EDUCATION FY17):	425,089.03	221,949.24	30,352.85	64,433.10	203,139.79	52.21
*****TOTAL FOR FUND-SCC 551 9013 (TITLE III LEP FY13):	0.00	0.00	0.00	0.00	0.00	0.00
*****TOTAL FOR FUND-SCC 572 9013 (TITLE I TARGETED ASSISTANCE FY13):	0.00	0.00	0.00	0.00	0.00	0.00
*****TOTAL FOR FUND-SCC 572 9014 (TITLE I FY14):	0.00	0.00	0.00	0.00	0.00	0.00
*****TOTAL FOR FUND-SCC 572 9015 (TITLE I FY15):	0.00	0.00	0.00	0.00	0.00	0.00
*****TOTAL FOR FUND-SCC 572 9016 (TITLE I FY16):	164,101.62	33,805.44	0.00	0.00	130,296.18	20.60
*****TOTAL FOR FUND-SCC 572 9017 (TITLE I FY17):	288,932.14	158,937.29	34,665.59	70,867.00	129,994.85	55.01
*****TOTAL FOR FUND-SCC 587 9015 (EARLY CHILDHOOD SPECIAL EDUCATION IDEA FY15):	0.00	0.00	0.00	0.00	0.00	0.00

\*\*\* NOTE!! ONLY ACTIVE ACCOUNTS HAVE BEEN SELECTED, TOTALS MAY EXCLUDE AMOUNTS THAT ARE RELATED TO INACTIVE ACCOUNTS. \*\*\*

LEXINGTON LOCAL SCHOOLS  
 Revenue Account Summary  
 SORTED BY FUND-SCC/ACCT

	FYTD Receivable	FYTD Actual Receipts	MTD Actual Receipts	YTD Actual Receipts	FYTD Balance Receivable	FYTD Percent Received
*****TOTAL FOR FUND-SCC 587 9016 (EARLY CHILDHOOD SPECIAL EDUCATION IDEA FY16):	1,073.28	0.00	0.00	0.00	1,073.28	0.00
*****TOTAL FOR FUND-SCC 587 9017 (EARLY CHILDHOOD SPECIAL EDUCATION IDEA FY17):	2,968.86	1,362.32	723.40	1,010.42	1,606.54	45.89
*****TOTAL FOR FUND-SCC 590 9013 (TITLE II-A IMPROVING TEACHER QUALITY FY13):	0.00	0.00	0.00	0.00	0.00	0.00
*****TOTAL FOR FUND-SCC 590 9014 (TITLE II-A IMPROVING TEACHER QUALITY FY14):	0.00	0.00	0.00	0.00	0.00	0.00
*****TOTAL FOR FUND-SCC 590 9015 (TITLE II-A IMPROVING TEACHER QUALITY FY15):	0.00	0.00	0.00	0.00	0.00	0.00
*****TOTAL FOR FUND-SCC 590 9016 (TITLE II-A IMPROVING TEACHER QUALITY FY16):	0.00	0.00	0.00	0.00	0.00	0.00
*****TOTAL FOR FUND-SCC 590 9017 (TITLE II-A IMPROVING TEACHER QUALITY FY17):	41,215.59	36,489.90	6,585.18	15,162.40	4,725.69	88.53
*****TOTAL FOR FUND-SCC 599 9013 (NATIONAL SCHOOL LUNCH EXPANSION GRANT FY13):	0.00	0.00	0.00	0.00	0.00	0.00
*****TOTAL FOR FUND-SCC 599 9015 (CHILD NUTRITION - TEAM NUTRITION GRANT):	0.00	0.00	0.00	0.00	0.00	0.00
*****GRAND TOTALS:	29,476,177.51	18,561,332.63	2,267,601.49	3,811,546.18	10,914,844.88	62.97

\*\*\* NOTE!! ONLY ACTIVE ACCOUNTS HAVE BEEN SELECTED, TOTALS MAY EXCLUDE AMOUNTS THAT ARE RELATED TO INACTIVE ACCOUNTS. \*\*\*

LEXINGTON LOCAL SCHOOLS  
 Appropriation Account Summary  
 SORTED BY FUND-SCC

FYTD Appropriated	Prior FY Carryover Encumbrances	FYTD Expendable	FYTD Actual Expenditures	FYTD Actual Expenditures	Current + Future Encumbrances	FYTD Remaining Balance	FYTD Percent Exp/Enc
*****TOTAL FOR FUND-SCC 001 0000 (GENERAL FUND):							
22,783,650.00	173,916.95	22,957,566.95	15,127,642.23	1,883,849.36	1,012,250.91	6,817,673.81	70.30
*****TOTAL FOR FUND-SCC 001 9412 (GENERAL BUDGET RESERVE SET-ASIDE-1Z/BMC):							
0.00	0.00	0.00	0.00	0.00	0.00	0.00	0.00
*****TOTAL FOR FUND-SCC 001 9800 (FINGERPRINT PAYMENT CLEARING ACCOUNT):							
0.00	0.00	0.00	0.00	0.00	0.00	0.00	0.00
*****TOTAL FOR FUND-SCC 002 0000 (BOND RETIREMENT FUND):							
0.00	0.00	0.00	0.00	0.00	0.00	0.00	0.00
*****TOTAL FOR FUND-SCC 003 0000 (PERMANENT IMPROVEMENT FUND):							
803,226.53	3,976.95	807,203.48	685,153.28	4,420.00	16,680.68	105,369.52	86.95
*****TOTAL FOR FUND-SCC 006 0000 (FOOD SERVICE FUND):							
734,378.42	0.00	734,378.42	492,762.39	56,620.10	102,253.06	139,362.97	61.02
*****TOTAL FOR FUND-SCC 007 9003 (FRAN & WARREN RUPP SCHOLARSHIP):							
0.00	0.00	0.00	0.00	0.00	0.00	0.00	0.00
*****TOTAL FOR FUND-SCC 007 9100 (LEXINGTON MINUTEMEN ACADEMIC SCHOLARSHIP FUND):							
7,000.00	0.00	7,000.00	3,000.00	0.00	2,500.00	1,500.00	78.57
*****TOTAL FOR FUND-SCC 007 9800 (TERRY McCANNON SCHOLARSHIP FUND):							
750.00	0.00	750.00	0.00	0.00	0.00	750.00	0.00
*****TOTAL FOR FUND-SCC 007 9801 (MINUTEMAN ALUMNI SCHOLARSHIP FUND):							
750.00	0.00	750.00	0.00	0.00	0.00	750.00	0.00

\*\*\* NOTE!! ONLY ACTIVE ACCOUNTS HAVE BEEN SELECTED, TOTALS MAY EXCLUDE AMOUNTS THAT ARE RELATED TO INACTIVE ACCOUNTS. \*\*\*

LEXINGTON LOCAL SCHOOLS  
 Appropriation Account Summary  
 SORTED BY FUND-SCC

FYTD Appropriated	Prior FY Carryover Encumbrances	FYTD Expendable	FYTD Actual Expenditures	MTD Actual Expenditures	Current + Future Encumbrances	FYTD Remaining Balance	FYTD Percent Exp/Enc
*****TOTAL FOR FUND-SCC 007 9999 (LEXINGTON SCHOOLS TRUST FUND):							
0.00	0.00	0.00	0.00	0.00	0.00	0.00	0.00
*****TOTAL FOR FUND-SCC 018 9100 (HIGH SCHOOL PRINCIPAL'S FUND):							
10,818.62	0.00	10,818.62	3,198.41	289.80	719.39	6,900.82	36.21
*****TOTAL FOR FUND-SCC 018 9200 (JUNIOR HIGH PRINCIPAL'S FUND):							
8,300.47	280.00	8,580.47	1,033.20	72.37	7,064.50	482.77	94.37
*****TOTAL FOR FUND-SCC 018 9300 (EASTERN PRINCIPAL'S FUND):							
11,254.93	173.25	11,428.18	4,223.31	1,473.39	643.70	6,561.17	42.59
*****TOTAL FOR FUND-SCC 018 9301 (EASTERN ELEMENTARY BOOKFAIR/BOXTOPS FUND):							
7,500.00	0.00	7,500.00	282.81	36.44	4,355.26	2,861.93	61.84
*****TOTAL FOR FUND-SCC 018 9302 (EASTERN ELEMENTARY MATH):							
2,422.16	0.00	2,422.16	0.00	0.00	0.00	2,422.16	0.00
*****TOTAL FOR FUND-SCC 018 9400 (CENTRAL PRINCIPAL'S FUND):							
10,000.00	0.00	10,000.00	4,744.43	0.00	1,777.00	3,478.57	65.21
*****TOTAL FOR FUND-SCC 018 9401 (CENTRAL ELEMENTARY BOOKFAIR FUND):							
8,407.24	0.00	8,407.24	3,111.71	0.00	978.96	4,316.57	48.66
*****TOTAL FOR FUND-SCC 018 9402 (CENTRAL ELEMENTARY ART):							
753.00	0.00	753.00	0.00	0.00	0.00	753.00	0.00
*****TOTAL FOR FUND-SCC 018 9500 (WESTERN PRINCIPAL'S FUND):							
14,528.82	382.20	14,911.02	3,078.75	2,143.87	2,856.01	8,976.26	39.80

\*\*\* NOTE!! ONLY ACTIVE ACCOUNTS HAVE BEEN SELECTED, TOTALS MAY EXCLUDE AMOUNTS THAT ARE RELATED TO INACTIVE ACCOUNTS. \*\*\*

LEXINGTON LOCAL SCHOOLS  
 Appropriation Account Summary  
 SORTED BY FUND-SCC

FYTD Appropriated	Prior FY Carryover Encumbrances	FYTD Expendable	FYTD Actual Expenditures	MTD Actual Expenditures	Current + Future Encumbrances	FYTD Remaining Balance	FYTD Percent Exp/Enc
*****TOTAL FOR FUND-SCC 018 9501 (WESTERN ELEMENTARY DOCKFAIR/BOXTOPS FUND):							
8,421.85	0.00	8,421.85	3,488.68	0.00	2,511.32	2,421.85	71.24
*****TOTAL FOR FUND-SCC 018 9502 (HIGH SCHOOL ACADEMIC BOOSTERS FUND):							
0.00	0.00	0.00	0.00	0.00	0.00	0.00	0.00
*****TOTAL FOR FUND-SCC 018 9503 (WESTERN ELEMENTARY ART):							
402.42	0.00	402.42	0.00	0.00	0.00	402.42	0.00
*****TOTAL FOR FUND-SCC 018 9602 (JUNIOR HIGH ACADEMIC BOOSTERS FUND):							
0.00	0.00	0.00	0.00	0.00	0.00	0.00	0.00
*****TOTAL FOR FUND-SCC 018 9901 (JUNIOR HIGH TEACHER ADVISORY FUND):							
109.25	0.00	109.25	0.00	0.00	0.00	109.25	0.00
*****TOTAL FOR FUND-SCC 019 9001 (ACADEMIC BOOSTERS GRANTS):							
769.07	0.00	769.07	0.00	0.00	0.00	769.07	0.00
*****TOTAL FOR FUND-SCC 019 9121 (CENTRAL ELEMENTARY PTO GRANTS):							
2,327.49	82.80	2,410.29	1,224.85	506.56	309.95	875.49	63.68
*****TOTAL FOR FUND-SCC 019 9122 (EASTERN ELEMENTARY PTO GRANTS):							
2,306.18	0.00	2,306.18	669.10	300.00	0.00	1,637.08	29.01
*****TOTAL FOR FUND-SCC 019 9123 (WESTERN ELEMENTARY PTO GRANTS):							
5,176.63	0.00	5,176.63	1,699.50	0.00	0.00	3,477.13	32.83
*****TOTAL FOR FUND-SCC 019 9200 (RICHLAND COUNTY FOUNDATION GRANT PLAYGROUND):							
1,932.00	0.00	1,932.00	1,732.00	1,732.00	0.00	200.00	89.65

\*\*\* NOTE!! ONLY ACTIVE ACCOUNTS HAVE BEEN SELECTED, TOTALS MAY EXCLUDE AMOUNTS THAT ARE RELATED TO INACTIVE ACCOUNTS. \*\*\*

LEXINGTON LOCAL SCHOOLS  
 Appropriation Account Summary  
 SORTED BY FUND-SCC

FYTD Appropriated	Prior FY Carryover Encumbrances	FYTD Expendable	FYTD Actual Expenditures	MTD Actual Expenditures	Current + Future Encumbrances	FYTD Remaining Balance	FYTD Percent Exp/Enc
*****TOTAL FOR FUND-SCC 019 9201 (RICHLAND COUNTY FOUNDATION GRANT CENTRAL PRID):							
0.00	0.00	0.00	0.00	0.00	0.00	0.00	0.00
*****TOTAL FOR FUND-SCC 019 9202 (RICHLAND COUNTY FOUNDATION GRANT-HENSEL FY15 ):							
0.00	0.00	0.00	0.00	0.00	0.00	0.00	0.00
*****TOTAL FOR FUND-SCC 019 9204 (RICHLAND COUNTY FOUNDATION GRANT-PELPHREY 15 ):							
0.00	0.00	0.00	0.00	0.00	0.00	0.00	0.00
*****TOTAL FOR FUND-SCC 019 9205 (RICHLAND CO FOUNDATION GRANT-STAINED GLASS 16):							
0.00	0.00	0.00	0.00	0.00	0.00	0.00	0.00
*****TOTAL FOR FUND-SCC 019 9206 (RICHLAND CO FOUNDATION GRANT-SEASONAL SCIE 16):							
0.00	0.00	0.00	0.00	0.00	0.00	0.00	0.00
*****TOTAL FOR FUND-SCC 019 9207 (RICHLAND CO FOUNDATION-SCORE COMMON CORE 16):							
0.00	0.00	0.00	0.00	0.00	0.00	0.00	0.00
*****TOTAL FOR FUND-SCC 019 9208 (RICHLAND CO FOUND-BUILD A COMM OF READERS):							
500.00	0.00	500.00	489.68	0.00	0.00	10.32	97.94
*****TOTAL FOR FUND-SCC 019 9209 (RICH CO FOUND-LEARN TO READ FOR A LIFETIME):							
1,199.00	0.00	1,199.00	0.00	0.00	1,139.05	59.95	95.00
*****TOTAL FOR FUND-SCC 019 9210 (RICH CO FOUND-MULTI-SENS APPROACH TO LEARNING):							
831.66	0.00	831.66	0.00	0.00	0.00	831.66	0.00
*****TOTAL FOR FUND-SCC 019 9211 (RICH CO FOUND-SEE AWARENESS):							
672.92	0.00	672.92	509.96	0.00	0.00	162.96	75.78

\*\*\* NOTE!! ONLY ACTIVE ACCOUNTS HAVE BEEN SELECTED, TOTALS MAY EXCLUDE AMOUNTS THAT ARE RELATED TO INACTIVE ACCOUNTS. \*\*\*



LEXINGTON LOCAL SCHOOLS  
 Appropriation Account Summary  
 SORTED BY FUND-SCC

FYTD Appropriated	Prior FY Carryover Encumbrances	FYTD Expendable	FYTD Actual Expenditures	MTD Actual Expenditures	Current + Future Encumbrances	FYTD Remaining Balance	FYTD Percent Exp/Enc
*****TOTAL FOR FUND-SCC 019 9212 (RTCH CD FOUNO-DONT LET THE PIGEON STOP TALK):							
623.60	0.00	623.60	0.00	0.00	623.60	0.00	100.00
*****TOTAL FOR FUND-SCC 019 9303 (OHIO POWER GRANT (BERRY)):							
0.00	0.00	0.00	0.00	0.00	0.00	0.00	0.00
*****TOTAL FOR FUND-SCC 019 9500 (DOLLAR GENERAL LIT FOUNO - YOUTH LIT FY16):							
6.01	0.00	6.01	6.01	0.00	0.00	0.00	100.00
*****TOTAL FOR FUND-SCC 019 9616 (WALMART TEACHER OF THE YEAR-DANIELLE SAVAGE):							
0.00	0.00	0.00	0.00	0.00	0.00	0.00	0.00
*****TOTAL FOR FUND-SCC 022 9601 (OHGAA TOURNAMENT AGENCY FOUNO):							
58,481.13	0.00	58,481.13	18,549.09	503.00	39,746.87	185.17	99.68
*****TOTAL FOR FUND-SCC 024 0000 (EMPLOYEE BENEFITS FOUNO FOR MEDICAL/DENTAL):							
4,363,248.99	0.00	4,363,248.99	3,367,569.18	328,884.33	133,758.43	861,921.38	80.25
*****TOTAL FOR FUND-SCC 200 9101 (HIGH SCHOOL ART CLUB):							
93.76	0.00	93.76	0.00	0.00	0.00	93.76	0.00
*****TOTAL FOR FUND-SCC 200 9102 (HIGH SCHOOL DRAMA CLUB):							
15,000.00	0.00	15,000.00	5,964.52	209.90	250.00	8,785.48	41.43
*****TOTAL FOR FUND-SCC 200 9103 (HIGH SCHOOL MATH CLUB):							
52.70	0.00	52.70	0.00	0.00	0.00	52.70	0.00
*****TOTAL FOR FUND-SCC 200 9104 (HIGH SCHOOL LEADERSHIP COUNCIL):							
3,653.66	0.00	3,653.66	2,984.50	0.00	110.00	559.16	84.70

\*\*\* NOTE!! ONLY ACTIVE ACCOUNTS HAVE BEEN SELECTED, TOTALS MAY EXCLUDE AMOUNTS THAT ARE RELATED TO INACTIVE ACCOUNTS. \*\*\*

LEXINGTON LOCAL SCHOOLS  
 Appropriation Account Summary  
 SORTED BY FUND-SCC

FYTD Appropriated	Prior FY Carryover Encumbrances	FYTD Expendable	FYTD Actual Expenditures	MTD Actual Expenditures	Current + Future Encumbrances	FYTD Remaining Balance	FYTD Percent Exp/Enc
*****TOTAL FOR FUND-SCC 200 9105 (HIGH SCHOOL FRENCH CLUB):							
296.67	0.00	296.67	194.30	0.00	0.00	102.37	65.49
*****TOTAL FOR FUND-SCC 200 9107 (HIGH SCHOOL SPANISH CLUB):							
1,791.60	0.00	1,791.60	741.73	0.00	33.27	1,016.60	41.36
*****TOTAL FOR FUND-SCC 200 9108 (HIGH SCHOOL LEO CLUB):							
3,969.40	0.00	3,969.40	1,729.58	582.75	850.47	1,399.35	43.00
*****TOTAL FOR FUND-SCC 200 9114 (HIGH SCHOOL STUDENT COUNCIL FUND):							
2,000.00	14.17	2,014.17	279.79	0.00	695.21	1,039.17	48.41
*****TOTAL FOR FUND-SCC 200 9115 (HIGH SCHOOL KEY CLUB):							
2,000.00	0.00	2,000.00	446.90	0.00	30.00	1,523.10	22.35
*****TOTAL FOR FUND-SCC 200 9116 (HIGH SCHOOL CHESS CLUB):							
362.00	0.00	362.00	0.00	0.00	0.00	362.00	0.00
*****TOTAL FOR FUND-SCC 200 9119 (HIGH SCHOOL YEARBOOK FUND):							
33,350.00	8,353.70	41,703.70	3,697.41	0.00	16,175.00	21,831.29	47.65
*****TOTAL FOR FUND-SCC 200 9120 (HIGH SCHOOL JOURNALISM FUND):							
500.00	0.00	500.00	72.00	72.00	352.00	76.00	84.80
*****TOTAL FOR FUND-SCC 200 9121 (HIGH SCHOOL NATIONAL HONOR SOCIETY):							
2,923.94	0.00	2,923.94	1,400.17	681.45	1,498.35	25.42	99.13
*****TOTAL FOR FUND-SCC 200 9160 (HIGH SCHOOL GERMAN CLUB):							
45.00	0.00	45.00	45.00	0.00	0.00	0.00	100.00

\*\*\* NOTE!! ONLY ACTIVE ACCOUNTS HAVE BEEN SELECTED, TOTALS MAY EXCLUDE AMOUNTS THAT ARE RELATED TO INACTIVE ACCOUNTS. \*\*\*

LEXINGTON LOCAL SCHOOLS  
 Appropriation Account Summary  
 SORTED BY FUND-SCC

FYTD Appropriated	Prior FY Carryover Encumbrances	FYTD Expendable	FYTD Actual Expenditures	MTD Actual Expenditures	Current + Future Encumbrances	FYTD Remaining Balance	FYTD Percent Exp/Enc
*****TOTAL FOR FUND-SCC 200 9201 (JUNIOR HIGH ART CLUB):							
113.99	0.00	113.99	0.00	0.00	0.00	113.99	0.00
*****TOTAL FOR FUND-SCC 200 9204 (JUNIOR HIGH STUDENT COUNCIL FUND):							
1,153.54	0.00	1,153.54	454.04	253.84	146.16	553.34	52.03
*****TOTAL FOR FUND-SCC 200 9205 (JUNIOR HIGH LIBRARY CLUB):							
77.65	0.00	77.65	0.00	0.00	0.00	77.65	0.00
*****TOTAL FOR FUND-SCC 200 9301 (EASTERN ELEMENTARY STUDENT ACTIVITY FUND):							
2,318.41	0.00	2,318.41	1,559.78	53.16	261.08	497.55	78.54
*****TOTAL FOR FUND-SCC 200 9401 (CENTRAL ELEMENTARY STUDENT ACTIVITY FUND):							
382.69	0.00	382.69	0.00	0.00	0.00	382.69	0.00
*****TOTAL FOR FUND-SCC 200 9611 (HIGH SCHOOL INFORMED TEENS FUND):							
250.00	0.00	250.00	0.00	0.00	0.00	250.00	0.00
*****TOTAL FOR FUND-SCC 200 9612 (JUNIOR HIGH INFORMED TEENS FUND):							
499.67	0.00	499.67	0.00	0.00	0.00	499.67	0.00
*****TOTAL FOR FUND-SCC 300 9106 (HIGH SCHOOL INTRAMURALS):							
0.00	0.00	0.00	0.00	0.00	0.00	0.00	0.00
*****TOTAL FOR FUND-SCC 300 9115 (JAZZ BAND):							
2,000.00	0.00	2,000.00	0.00	0.00	0.00	2,000.00	0.00
*****TOTAL FOR FUND-SCC 300 9116 (CHOIR):							
1,259.80	0.00	1,259.80	90.68	0.00	159.32	1,009.80	19.84

\*\*\* NOTE!! ONLY ACTIVE ACCOUNTS HAVE BEEN SELECTED, TOTALS MAY EXCLUDE AMOUNTS THAT ARE RELATED TO INACTIVE ACCOUNTS. \*\*\*

LEXINGTON LOCAL SCHOOLS  
 Appropriation Account Summary  
 SORTED BY FUND-SCC

FYTD Appropriated	Prior FY Carryover Encumbrances	FYTD Expendable	FYTD Actual Expenditures	MTD Actual Expenditures	Current + Future Encumbrances	FYTD Remaining Balance	FYTD Percent Exp/Enc
*****TOTAL FOR FUND-SCC 300 9206 (JUNIOR HIGH PHYS ED DEPARTMENT FUND):							
5,813.17	0.00	5,813.17	1,658.03	0.00	1,463.03	2,692.11	53.69
*****TOTAL FOR FUND-SCC 300 9210 (JR HIGH INSTRUMENTAL):							
41.03	0.00	41.03	0.00	0.00	0.00	41.03	0.00
*****TOTAL FOR FUND-SCC 300 9600 (ATHLETIC FUND):							
266,155.00	400.00	266,555.00	202,991.54	14,829.85	40,564.37	22,999.09	91.37
*****TOTAL FOR FUND-SCC 300 9601 (ATHLETIC TOURNAMENT FUND):							
0.00	0.00	0.00	0.00	0.00	0.00	0.00	0.00
*****TOTAL FOR FUND-SCC 300 9602 (ORCHESTRA):							
63.22	0.00	63.22	0.00	0.00	0.00	63.22	0.00
*****TOTAL FOR FUND-SCC 300 9603 (ELEMENTARY MUSIC):							
1,139.88	0.00	1,139.88	0.00	0.00	0.00	1,139.88	0.00
*****TOTAL FOR FUND-SCC 300 9605 (BAND):							
232.95	0.00	232.95	0.00	0.00	0.00	232.95	0.00
*****TOTAL FOR FUND-SCC 451 9013 (NETWORK CONNECTIVITY - FY 2013):							
0.00	0.00	0.00	0.00	0.00	0.00	0.00	0.00
*****TOTAL FOR FUND-SCC 451 9015 (Network Connectivity FY 2015):							
0.00	0.00	0.00	0.00	0.00	0.00	0.00	0.00
*****TOTAL FOR FUND-SCC 451 9016 (Network Connectivity FY 2016):							
0.00	0.00	0.00	0.00	0.00	0.00	0.00	0.00

\*\*\* NOTE!! ONLY ACTIVE ACCOUNTS HAVE BEEN SELECTED, TOTALS MAY EXCLUDE AMOUNTS THAT ARE RELATED TO INACTIVE ACCOUNTS. \*\*\*

LEXINGTON LOCAL SCHOOLS  
 Appropriation Account Summary  
 SORTED BY FUND-SCC

FYTD Appropriated	Prior FY Carryover Encumbrances	FYTD Expendable	FYTD Actual Expenditures	MTD Actual Expenditures	Current + Future Encumbrances	FYTD Remaining Balance	FYTD Percent Exp/Enc
*****TOTAL FOR FUND-SCC 451 9017 (Network Connectivity FY 2017):							
9,000.00	0.00	9,000.00	9,000.00	0.00	0.00	0.00	100.00
*****TOTAL FOR FUND-SCC 499 9101 (STATE GRANT 2001 READING IMPROV. INCENT-CENTRA):							
0.00	0.00	0.00	0.00	0.00	0.00	0.00	0.00
*****TOTAL FOR FUND-SCC 506 9012 (RACE TO THE TOP GRANT FY12):							
0.00	0.00	0.00	0.00	0.00	0.00	0.00	0.00
*****TOTAL FOR FUND-SCC 506 9013 (RACE TO THE TOP GRANT FY13):							
0.00	0.00	0.00	0.00	0.00	0.00	0.00	0.00
*****TOTAL FOR FUND-SCC 506 9014 (RACE TO THE TOP GRANT FY14):							
0.00	0.00	0.00	0.00	0.00	0.00	0.00	0.00
*****TOTAL FOR FUND-SCC 506 9015 (RACE TO THE TOP GRANT FY15):							
0.00	0.00	0.00	0.00	0.00	0.00	0.00	0.00
*****TOTAL FOR FUND-SCC 506 9913 (OHIO RESIDENT EDUCATOR PROGRAM):							
0.00	0.00	0.00	0.00	0.00	0.00	0.00	0.00
*****TOTAL FOR FUND-SCC 506 9914 (OHIO RESIDENT EDUCATOR PROGRAM):							
0.00	0.00	0.00	0.00	0.00	0.00	0.00	0.00
*****TOTAL FOR FUND-SCC 516 9013 (IDEA-B SPECIAL EDUCATION FY13):							
0.00	0.00	0.00	0.00	0.00	0.00	0.00	0.00
*****TOTAL FOR FUND-SCC 516 9014 (IDEA-B SPECIAL EDUCATION FY14):							
0.00	0.00	0.00	0.00	0.00	0.00	0.00	0.00

\*\*\* NOTE!! ONLY ACTIVE ACCOUNTS HAVE BEEN SELECTED, TOTALS MAY EXCLUDE AMOUNTS THAT ARE RELATED TO INACTIVE ACCOUNTS. \*\*\*

LEXINGTON LOCAL SCHOOLS  
 Appropriation Account Summary  
 SORTED BY FUND-SCC

FYTD Appropriated	Prior FY Carryover Encumbrances	FYTD Expendable	FYTD Actual Expenditures	MTD Actual Expenditures	Current + Future Encumbrances	FYTD Remaining Balance	FYTD Percent Exp/Enc
*****TOTAL FOR FUND-SCC 516 9015 (IDEA-B SPECIAL EDUCATION FY15):							
0.00	0.00	0.00	0.00	0.00	0.00	0.00	0.00
*****TOTAL FOR FUND-SCC 516 9016 (IDEA-B SPECIAL EDUCATION FY16):							
19,115.15	1,201.65	20,316.80	20,316.80	0.00	0.00	0.00	100.00
*****TOTAL FOR FUND-SCC 516 9017 (IDEA-B SPECIAL EDUCATION FY17):							
425,089.03	0.00	425,089.03	251,340.15	52,454.37	52,317.80	121,431.00	71.43
*****TOTAL FOR FUND-SCC 551 9013 (TITLE III LEP FY13):							
0.00	0.00	0.00	0.00	0.00	0.00	0.00	0.00
*****TOTAL FOR FUND-SCC 572 9013 (TITLE I TARGETED ASSISTANCE FY13):							
0.00	0.00	0.00	0.00	0.00	0.00	0.00	0.00
*****TOTAL FOR FUND-SCC 572 9014 (TITLE I FY14):							
0.00	0.00	0.00	0.00	0.00	0.00	0.00	0.00
*****TOTAL FOR FUND-SCC 572 9015 (TITLE I FY15):							
0.00	0.00	0.00	0.00	0.00	0.00	0.00	0.00
*****TOTAL FOR FUND-SCC 572 9016 (TITLE I FY16):							
38,374.50	2,400.00	40,774.50	40,774.50	0.00	0.00	0.00	100.00
*****TOTAL FOR FUND-SCC 572 9017 (TITLE I FY17):							
419,228.32	0.00	419,228.32	164,916.10	28,339.77	11,295.23	243,016.99	42.03
*****TOTAL FOR FUND-SCC 587 9015 (EARLY CHILDHOOD SPECIAL EDUCATION IDEA4 FY15):							
0.00	0.00	0.00	0.00	0.00	0.00	0.00	0.00

\*\*\* NOTE!! ONLY ACTIVE ACCOUNTS HAVE BEEN SELECTED, TOTALS MAY EXCLUDE AMOUNTS THAT ARE RELATED TO INACTIVE ACCOUNTS. \*\*\*

LEXTINGTON LOCAL SCHOOLS  
 Appropriation Account Summary  
 SORTED BY FUND-SCC

FYTD Appropriated	Prior FY Carryover Encumbrances	FYTD Expendable	FYTD Actual Expenditures	MTD Actual Expenditures	Current + Future Encumbrances	FYTD Remaining Balance	FYTD Percent Exp/Enc
*****TOTAL FOR FUND-SCC 587 9016 (EARLY CHILDHOOD SPECIAL EDUCATION IDEA FY16):							
0.00	0.00	0.00	0.00	0.00	0.00	0.00	0.00
*****TOTAL FOR FUND-SCC 587 9017 (EARLY CHILDHOOD SPECIAL EDUCATION IDEA FY17):							
4,042.14	0.00	4,042.14	1,362.32	0.00	150.31	2,529.51	37.42
*****TOTAL FOR FUND-SCC 590 9013 (TITLE II-A IMPROVING TEACHER QUALITY FY13):							
0.00	0.00	0.00	0.00	0.00	0.00	0.00	0.00
*****TOTAL FOR FUND-SCC 590 9014 (TITLE II-A IMPROVING TEACHER QUALITY FY14):							
0.00	0.00	0.00	0.00	0.00	0.00	0.00	0.00
*****TOTAL FOR FUND-SCC 590 9015 (TITLE II-A IMPROVING TEACHER QUALITY FY15):							
0.00	0.00	0.00	0.00	0.00	0.00	0.00	0.00
*****TOTAL FOR FUND-SCC 590 9016 (TITLE II-A IMPROVING TEACHER QUALITY FY16):							
0.00	0.00	0.00	0.00	0.00	0.00	0.00	0.00
*****TOTAL FOR FUND-SCC 590 9017 (TITLE II-A IMPROVING TEACHER QUALITY FY17):							
41,215.59	0.00	41,215.59	38,133.12	5,981.14	0.00	3,082.47	92.52
*****TOTAL FOR FUND-SCC 599 9013 (NATIONAL SCHOOL LUNCH EXPANSION GRANT FY13):							
0.00	0.00	0.00	0.00	0.00	0.00	0.00	0.00
*****TOTAL FOR FUND-SCC 599 9015 (CHILD NUTRITION - TEAM NUTRITION GRANT):							
0.00	0.00	0.00	0.00	0.00	0.00	0.00	0.00
*****GRAND TOTALS:							
30,154,352.85	191,181.67	30,345,534.52	20,474,321.53	2,384,289.45	1,456,520.29	8,414,692.70	72.27

\*\*\* NOTE!! ONLY ACTIVE ACCOUNTS HAVE BEEN SELECTED, TOTALS MAY EXCLUDE AMOUNTS THAT ARE RELATED TO INACTIVE ACCOUNTS. \*\*\*

50