

LEXINGTON LOCAL SCHOOLS



FINANCIAL REPORT
FOR THE PERIOD ENDING
APRIL 30, 2016

PREPARED BY
JASON WHITESEL, TREASURER

DATE: 05/03/2016
TIME: 12:07

LEXINGTON LOCAL SCHOOLS
CASH RECONCILIATION AS OF 04/30/2016

PAGE: 1
(USAEMSED)

	SUB-TOTALS	TOTALS
	-----	-----
Gross Depository Balances:		
RICHLAND BANK MMA 5719	\$ 4,013,766.53	
RICHLAND BANK SWEEP ACCT 3520	2,279,897.32	
RICHLAND BANK GENERAL ACCT 0580	302,036.90	
RICHLAND BANK ANTHEM SWEEP 3523	783,292.18	
RICHLAND BANK EE BENEFITS 3180	0.00	
RICHLAND BANK PAYROLL ACCT 9780	2,863.31	
RICHLAND BANK ATHLETIC ACCT 3280	3,820.00	

Total Depository Balances (Gross)		\$ 7,385,676.24
Adjustments to Bank Balance:		
Cash in Transit to Bank	\$ 5,161.75	
Outstanding Checks	45,785.74-	
Adjustments	312.25-	
Municipal Income Tax -312.25		

Total Adjustments to Bank Balance		40,936.24-
Investments:		
Treasury Bonds and Notes	\$ 2,000,272.26	
Certificate of Deposits	1,975,000.00	
Other Securities	0.00	
Other Investments:		
Richland Bank - Money Market	24,645.56	

Total Investments		3,999,917.82
Cash on Hand:		
Petty Cash:		
TREASURER'S OFFICE	\$ 100.00	
HIGH SCHOOL	50.00	
JUNIOR HIGH SCHOOL	50.00	
EASTERN, CENTRAL, WESTERN	150.00	
Change Cash:		
ATHLETIC CHANGE	\$ 3,000.00	
CAFETERIA CHANGE	440.00	
JUNIOR HIGH SCHOOL	100.00	
Cash with Fiscal Agent	0.00	

Total Cash on Hand		3,890.00

Total Balances		\$ 11,348,547.82
		=====
Total Fund Balance		\$ 11,348,547.82
		=====
Depository Clearance Accounts:		

Total Clearance Account Balances		\$ 0.00

James D. Whitfield

April 01, 2016 To April 30, 2016

Account Name : Lexington Local SD Managing Agency

Account No : 5750

Summary Of Investment Holdings

Quantity	Description			Unit Value	Market Value	Tax Cost	Estimated Ann Inc	Yield To Mkt
<u>Money Market - Taxable</u>								
24,645.56	Northern Instl Government Select Portfolio			100.0000	24,645.56	24,645.56	49.29	0.20%
Totals					24,645.56	24,645.56	49.29	0.20%
<u>Marketable CD</u>								
100,000	Transportation Alliance Bk	0.800%	07/05/2017	100.0780	100,078.00	100,000.00	800.00	0.80%
200,000	Apple Bank for Savings	0.850%	10/06/2017	100.1060	200,212.00	200,000.00	1,700.00	0.85%
200,000	Wells Fargo Bank NA	1.000%	12/06/2017	100.0918	200,183.60	200,000.00	2,000.00	1.00%
200,000	Franklin Synergy Bank	1.100%	10/09/2018	100.1224	200,244.80	200,000.00	2,200.00	1.10%
150,000	Ally Bank Midvale UT	1.450%	02/11/2019	100.7987	151,198.05	150,000.00	2,175.00	1.44%
100,000	First Financial NW Inc WA	1.450%	08/19/2019	100.0337	100,033.70	100,000.00	1,450.00	1.45%
150,000	Community Finl Svcs Bank	1.500%	08/19/2020	101.5660	152,349.00	150,000.00	2,250.00	1.48%
175,000	Unison Bank	1.500%	11/25/2020	101.4812	177,592.10	175,000.00	2,625.00	1.48%
200,000	Goldman Sachs Bank USA	1.850%	02/17/2021	101.5604	203,120.80	200,000.00	3,700.00	1.82%
200,000	MB Financial Bank NA	1.400%	03/30/2021	100.7720	201,544.00	200,000.00	2,800.00	1.39%
100,000	BankVista Sartell MN	1.400%	04/06/2021	100.7614	100,761.40	100,000.00	1,400.00	1.39%
200,000	Bank Of Santa Clarita	1.400%	04/15/2021	100.7473	201,494.60	200,000.00	2,800.00	1.39%
Totals					1,988,812.05	1,975,000.00	25,900.00	1.30%
<u>U.S. Govt Agv/Exempt State</u>								
125,000	FHLB	1.050%	06/04/2018	99.8158	124,769.75	124,987.50	1,312.50	1.05%
150,000	FFCB	1.280%	09/18/2018	99.9385	149,907.75	150,087.76	1,920.00	1.28%
300,000	FFCB	1.650%	06/17/2020	100.0084	300,025.20	299,775.00	4,950.00	1.65%
Totals					574,702.70	574,850.26	8,182.50	1.42%
<u>U.S. Govt Agv/Nonexempt State</u>								
100,000	FHLMC	0.850%	05/26/2017	100.0008	100,000.80	100,000.00	850.00	0.85%
150,000	FNMA	0.900%	11/27/2017	99.8678	149,801.70	150,000.00	1,350.00	0.90%
150,000	FNMA	1.125%	03/20/2018	100.0131	150,019.65	150,000.00	1,687.50	1.12%

April 01, 2016 To April 30, 2016

Account Name : Lexington Local SD Managing Agency

Account No : 5750

Summary Of Investment Holdings

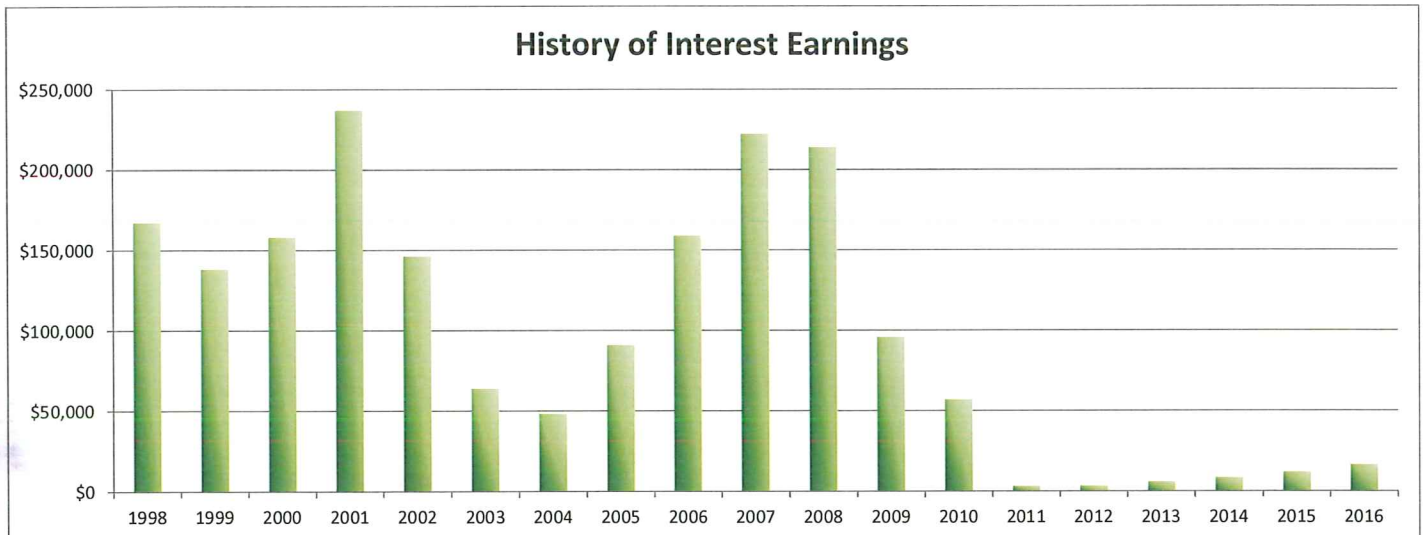
Quantity	Description			Unit Value	Market Value	Tax Cost	Estimated Ann Inc To Mkt	Yield
100,000	FNMA	1.300%	11/27/2018	100.0046	100,004.60	100,050.00	1,300.00	1.30%
300,000	FHLMC	1.350%	03/29/2019	100.1382	300,414.60	300,297.00	4,050.00	1.35%
100,000	FNMA	1.375%	04/26/2019	99.8306	99,830.60	100,000.00	1,375.00	1.38%
175,000	FHLMC	1.500%	11/22/2019	100.4062	175,710.85	175,000.00	2,625.00	1.49%
150,000	FNMA	1.550%	02/26/2020	99.6530	149,479.50	150,075.00	2,325.00	1.56%
200,000	FHLMC	1.800%	03/30/2021	100.0197	200,039.40	200,000.00	3,600.00	1.80%
<i>Totals</i>					1,425,301.70	1,425,422.00	19,162.50	1.34%
<i>Grand Total</i>					4,013,462.01	3,999,917.82	53,294.29	1.33%

LEXINGTON LOCAL SCHOOLS
INVESTMENT REPORT FOR THE MONTH ENDING
APRIL 30, 2016

INTEREST EARNED:	THIS MONTH	FISCAL YEAR TO DATE
Richland Bank, General Sweep	\$741.09	\$4,565.87
Richland Bank, General MMA	\$1,253.58	\$10,472.88
Richland Bank, Anthem Sweep	\$210.32	\$1,414.15
Star Ohio	\$0.00	\$0.00
CDs, Bonds, and other investments	\$1,036.75	(\$82.18)
TOTAL INTEREST RECEIVED	\$3,241.74	\$16,370.72

History of Interest Earnings	Fiscal Year	Interest Earnings
	1998	\$ 167,057.52
	1999	\$ 138,113.69
	2000	\$ 157,991.72
	2001	\$ 236,839.79
	2002	\$ 146,052.34
	2003	\$ 63,712.36
	2004	\$ 47,970.95
	2005	\$ 90,719.94
	2006	\$ 158,724.51
	2007	\$ 221,998.86
	2008	\$ 213,660.34
	2009	\$ 95,639.63
	2010	\$ 56,860.22
	2011	\$ 3,001.78
	2012	\$ 3,090.00
	2013	\$ 5,758.97
	2014	\$ 8,349.92
	2015	\$ 11,765.22
FISCAL Year To Date	2016	\$16,370.72

Total Interest Earnings 1998 to Present \$ 1,843,678.48



Processing Month: April 2016

(FINSUR)

LEXINGTON LOCAL SCHOOLS

Fnd	Sec	Description	Beginning Balance	MTD Revenues	FYTD Revenues	MTD Expenditures	FYTD Expenditures	Current Available Balance
001	0000	GENERAL FUND	6,999,704.42	2,382,373.57	20,692,629.62	1,840,007.43	17,497,061.22	10,195,272.82
001	9412	GENERAL BUDGET RESERVE SE	87,928.97	.00	.00	.00	.00	87,928.97
002	0000	BOND RETIREMENT FUND	1,925.89	.00	.00	.00	.00	1,925.89
003	0000	PERMANENT IMPROVEMENT FUN	123,637.56	39,737.79	841,514.98	6,276.87	889,629.96	75,522.58
006	0000	FOOD SERVICE FUND	3,706.85	85,608.94	615,238.37	61,351.52	606,733.59	12,211.63
007	9100	LEXINGTON MINUTEMEN ACADE	.00	5.30	18,462.78	.00	.00	18,462.78
007	9800	TERRY McCAMMON SCHOLARSHI	13,547.57	3.89	21.92	.00	.00	13,569.49
007	9801	MINUTEMAN ALUMNI SCHOLARS	1,989.92	.57	3.23	.00	.00	1,993.15
018	9100	HIGH SCHOOL PRINCIPAL'S F	1,867.56	56.60	9,755.47	.00	3,755.14	7,867.89
018	9200	JUNIOR HIGH PRINCIPAL'S F	1,325.70	1,014.93	5,631.19	410.42	1,905.75	5,051.14
018	9300	EASTERN PRINCIPAL'S FUND	5,383.25	1,675.43	3,735.02	245.73	2,861.00	6,257.27
018	9301	EASTERN ELEMENTARY BOOKFA	10,877.71	.00	.00	.00	.00	10,877.71
018	9302	EASTERN ELEMENTARY MATH	.00	260.00	1,241.16	.00	.00	1,241.16
018	9400	CENTRAL PRINCIPAL'S FUND	8,954.93	776.90	4,010.93	539.64	2,554.66	10,411.20
018	9401	CENTRAL ELEMENTARY BOOKFA	3,602.70	4.00	3,892.57	.00	5,321.10	2,174.17
018	9402	CENTRAL ELEMENTARY ART	739.00	.00	7.00	.00	.00	746.00
018	9500	WESTERN PRINCIPAL'S FUND	6,687.68	448.29	5,754.83	492.78	2,723.42	9,719.09
018	9501	WESTERN ELEMENTARY BOOKFA	193.41	.00	5,563.02	.00	4,519.55	1,236.88
018	9503	WESTERN ELEMENTARY ART	402.42	.00	.00	.00	.00	402.42
018	9901	JUNIOR HIGH TEACHER ADVIS	109.25	.00	.00	.00	.00	109.25
019	9001	ACADEMIC BOOSTERS GRANTS	1,768.54	.00	.00	.00	500.00	1,268.54
019	9121	CENTRAL ELEMENTARY PTO GR	1,108.72	20.43	1,717.16	288.70	1,861.58	964.30
019	9122	EASTERN ELEMENTARY PTO GR	3,345.07	20.42	1,717.14	.00	4,333.68	728.53
019	9123	WESTERN ELEMENTARY PTO GR	3,825.47	20.43	1,717.19	.00	2,127.33	3,415.33
019	9200	RICHLAND COUNTY FOUNDATIO	1,932.00	.00	.00	.00	.00	1,932.00
019	9202	RICHLAND COUNTY FOUNDATIO	113.55	.00	.00	.00	.00	113.55
019	9204	RICHLAND COUNTY FOUNDATIO	.42	.00	.00	.00	.00	.42
019	9205	RICHLAND CO FOUNDATION GR	.00	.00	1,351.00	.00	1,300.00	51.00
019	9206	RICHLAND CO FOUNDATION GR	.00	.00	890.54	604.25	849.17	41.37
019	9207	RICHLAND CO FOUNDATION-SC	.00	.00	1,104.56	.00	885.38	219.18
019	9500	DOLLAR GENERAL LIT FOUND	.00	.00	4,000.00	.00	2,775.66	1,224.34
022	9601	OHSAA TOURNAMENT AGENCY F	492.52	616.00-	34,289.99	.00	33,906.80	875.71
024	0000	EMPLOYEE BENEFITS FUND FO	611,968.03	336,754.21	2,905,264.08	382,138.94	2,733,939.93	783,292.18
200	9101	HIGH SCHOOL ART CLUB	93.76	.00	.00	.00	.00	93.76
200	9102	HIGH SCHOOL DRAMA CLUB	7,120.83	12,924.00	13,844.00	.00	1,570.10	19,394.73
200	9103	HIGH SCHOOL MATH CLUB	52.70	.00	.00	.00	.00	52.70
200	9104	HIGH SCHOOL LEADERSHIP CO	344.37	.00	.00	.00	.00	344.37
200	9105	HIGH SCHOOL FRENCH CLUB	122.07	.00	165.00	.00	155.40	131.67
200	9107	HIGH SCHOOL SPANISH CLUB	418.76	.00	1,040.00	63.76	707.16	751.60
200	9108	HIGH SCHOOL LEO CLUB	3,733.76	830.50-	805.82	96.00	986.26	3,553.32
200	9114	HIGH SCHOOL STUDENT COUNC	2,947.71	.00	785.20	.00	961.17	2,771.74
200	9115	HIGH SCHOOL KEY CLUB	1,293.71	.00	712.06	.00	156.75	1,849.02
200	9116	HIGH SCHOOL CHESS CLUB	205.00	.00	40.00	.00	25.00	220.00
200	9119	HIGH SCHOOL YEARBOOK FUND	45,347.95	75.00	12,070.00	.00	14,131.16	43,286.79
200	9120	HIGH SCHOOL JOURNALISM FU	1,089.44	.00	.00	.00	.00	1,089.44
200	9121	HIGH SCHOOL NATIONAL HOND	2,018.48	.00	352.00	.00	2,480.54	110.06-

FINANCIAL SUMMARY REPORT
Processing Month: April 2016
LEXINGTON LOCAL SCHOOLS

Fnd	Sec	Description	Beginning Balance	MTD Revenues	FYTD Revenues	MTD Expenditures	FYTD Expenditures	Current Available Balance
200	9160	HIGH SCHOOL GERMAN CLUB	45.00	.00	.00	.00	.00	45.00
200	9201	JUNIOR HIGH ART CLUB	113.99	.00	.00	.00	.00	113.99
200	9204	JUNIOR HIGH STUDENT COUNC	590.61	.00	878.00	150.00	1,007.11	461.50
200	9205	JUNIOR HIGH LIBRARY CLUB	77.65	.00	.00	.00	.00	77.65
200	9301	EASTERN ELEMENTARY STUDEN	447.37	.00	1,441.97	.00	1,465.00	424.34
200	9401	CENTRAL ELEMENTARY STUDEN	382.69	.00	.00	.00	.00	382.69
200	9611	HIGH SCHOOL INFORMED TEEN	788.63	.00	9.72	.00	.00	798.35
200	9612	JUNIOR HIGH INFORMED TEEN	48.62	.00	7.26	.00	35.71	20.17
300	9115	JAZZ BAND	1,328.94	.00	1,337.00	.00	1,096.13	1,569.81
300	9116	CHOIR	1,144.96	.00	100.00	.00	85.16	1,159.80
300	9206	JUNIOR HIGH PHYS ED DEPAR	1,826.59	470.00	2,964.00	.00	2,569.79	2,220.80
300	9210	JR HIGH INSTRUMENTAL	41.03	.00	.00	.00	.00	41.03
300	9600	ATHLETIC FUND	629.55	12,024.42	210,954.10	13,721.98	191,335.93	20,247.72
300	9602	ORCHESTRA	63.22	.00	.00	.00	.00	63.22
300	9603	ELEMENTARY MUSIC	1,139.88	.00	.00	.00	.00	1,139.88
300	9605	BAND	232.95	.00	.00	.00	.00	232.95
451	9016	Network Connectivity FY 2	.00	.00	9,000.00	.00	9,000.00	.00
499	9101	STATE GRANT 2001 READING	634.91	.00	.00	.00	634.91	.00
516	9015	IDEA-B SPECIAL EDUCATION	92.77	.00	38,160.00	.00	38,252.77	.00
516	9016	IDEA-B SPECIAL EDUCATION	.00	92,791.32	342,690.77	25,787.45	348,647.25	5,956.48
572	9015	TITLE I FY15	8,591.36	.00	30,979.76	.00	39,571.12	.00
572	9016	TITLE I FY16	.00	15,408.48	169,543.80	20,387.22	174,522.54	4,978.74
587	9015	EARLY CHILDHOOD SPECIAL E	1,835.43	.00	.00	.00	1,835.43	.00
587	9016	EARLY CHILDHOOD SPECIAL E	.00	67.07	1,333.65	82.83	1,386.53	52.88
590	9016	TITLE II-A IMPROVING TEAC	.00	4,177.59	41,775.83	1,442.64	41,775.83	.00
599	9015	CHILD NUTRITION - TEAM NU	.00	.00	1,200.00	.00	1,200.00	.00
Grand Total All Funds			7,981,983.80	2,985,273.08	26041,703.69	2,354,088.16	22675,139.67	11348,547.82
Total Invested Funds			.00					

DATE: 05/03/2016
TIME: 11:40:25OHIO DEPARTMENT OF EDUCATION - OFFICE OF SCHOOL MANAGEMENT ASSISTANCE
ANNUAL SPENDING PLAN (CURRENT OPERATION - GENERAL FUND ONLY - O.R.C. 5705.391)

PAGE: 1

SCHOOL DISTRICT: LEXINGTON LOCAL SCHOOLS

IRN # 049437

COUNTY: RICHLAND

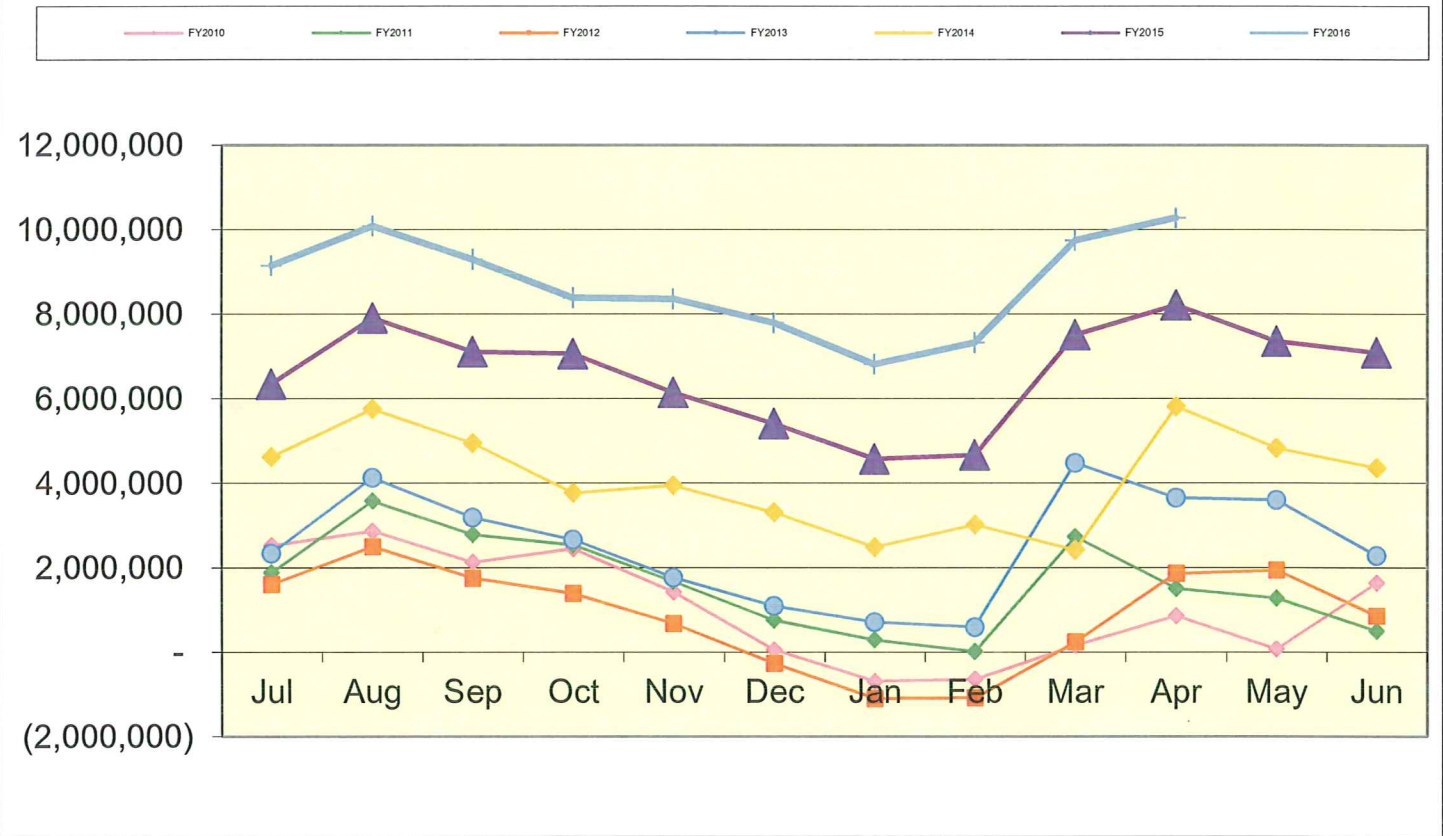
FISCAL YEAR: 2016 MONTH: 04

	MONTHLY ESTIMATE	MONTHLY ACTUAL	MONTHLY DIFFERENCE	FISCAL YTD ESTIMATE	FISCAL YTD ACTUAL	FISCAL YTD DIFFERENCE
REVENUES						
01.010 General Property (Real Estate)	1,257,243	1,336,760	79,517	10,591,093	10,592,053	960
01.020 Tangible Personal Property Tax	244,650	240,408	4,242-	464,650	464,590	60-
01.030 Income Tax	0	0	0	0	0	0
01.035 Unrestricted Grants-in-Aid	815,000	785,126	29,874-	8,185,000	8,236,457	51,457
01.040 Restricted Grants-in-Aid	6,269	6,458	189	68,851	69,530	679
01.045 Restricted Grants-in-Aid - SFSF	0	0	0	0	0	0
01.050 Property Tax Allocation	45,000	0	45,000-	922,000	929,123	7,123
01.060 All Other Operating Revenue	10,000	13,621	3,621	318,690	324,149	5,459
01.070 Total Revenue	2,378,162	2,382,373	4,211	20,550,284	20,615,902	65,618
OTHER FINANCING SOURCES						
02.010 Proceeds from Sale of Notes	0	0	0	0	0	0
02.020 State Emergency Loans & Advancements (Approved)	0	0	0	0	0	0
02.040 Operating Transfers-In	0	0	0	0	0	0
02.050 Advances-In	0	0	0	2,900	2,900	0
02.060 All Other Financing Sources	1,000	0	1,000-	76,085	73,827	2,258-
02.070 Total Other Financing Sources	1,000	0	1,000-	78,985	76,727	2,258-
02.080 Total Revenues and Other Financing Sources	2,379,162	2,382,373	3,211	20,629,269	20,692,629	63,360
EXPENDITURES						
03.010 Personal Services	965,000	963,403	1,597-	9,736,627	9,713,347	23,280-
03.020 Employees' Retirement/Insurance Benefits	445,000	487,660	42,660	4,123,327	4,089,487	33,840-
03.030 Purchased Services	225,000	226,450	1,450	2,610,000	2,541,741	68,259-
03.040 Supplies and Materials	40,000	27,185	12,815-	567,000	564,103	2,897-
03.050 Capital Outlay	18,553	12,414	6,139-	133,553	120,859	12,694-
03.060 Intergovernmental	0	0	0	0	0	0
04.010 Debt Service: All Principal (Historical)	0	0	0	0	0	0
04.020 Debt Service: Principal - Notes	0	0	0	0	0	0
04.030 Debt Service: Principal - State Loans	0	0	0	0	0	0
04.040 Debt Service: Principal - State Advancements	0	0	0	0	0	0
04.050 Debt Service: Principal - HB 264 Loans	0	0	0	0	0	0
04.055 Debt Service: Principal - Other	0	0	0	0	0	0
04.060 Debt Service: Interest and Fiscal Charges	0	0	0	0	0	0
04.300 Other Objects	125,000	122,895	2,105-	276,500	267,525	8,975-
04.500 Total Expenditures	1,818,553	1,840,007	21,454	17,447,007	17,297,062	149,945-
OTHER FINANCING USES						
05.010 Operating Transfers - Out	0	0	0	0	0	0
05.020 Advances - Out	0	0	0	200,000	200,000	0
05.030 All Other Financing Uses	0	0	0	0	0	0
05.040 Total Other Financing Uses	0	0	0	200,000	200,000	0
05.050 Total Expenditure and Other Financing Uses	1,818,553	1,840,007	21,454	17,647,007	17,497,062	149,945-
06.010 Excess Rev & Oth Financing Sources over(under) Exp &	560,609	542,366	18,243-	2,982,262	3,195,567	213,305
07.010 Beginning Cash Balance	9,509,286	9,740,834	231,548	7,087,633	7,087,633	0
07.020 Ending Cash Balance	10,069,895	10,283,200	213,305	10,069,895	10,283,200	213,305
08.010 Outstanding Encumbrances	560,000	627,575	67,575	560,000	627,575	67,575

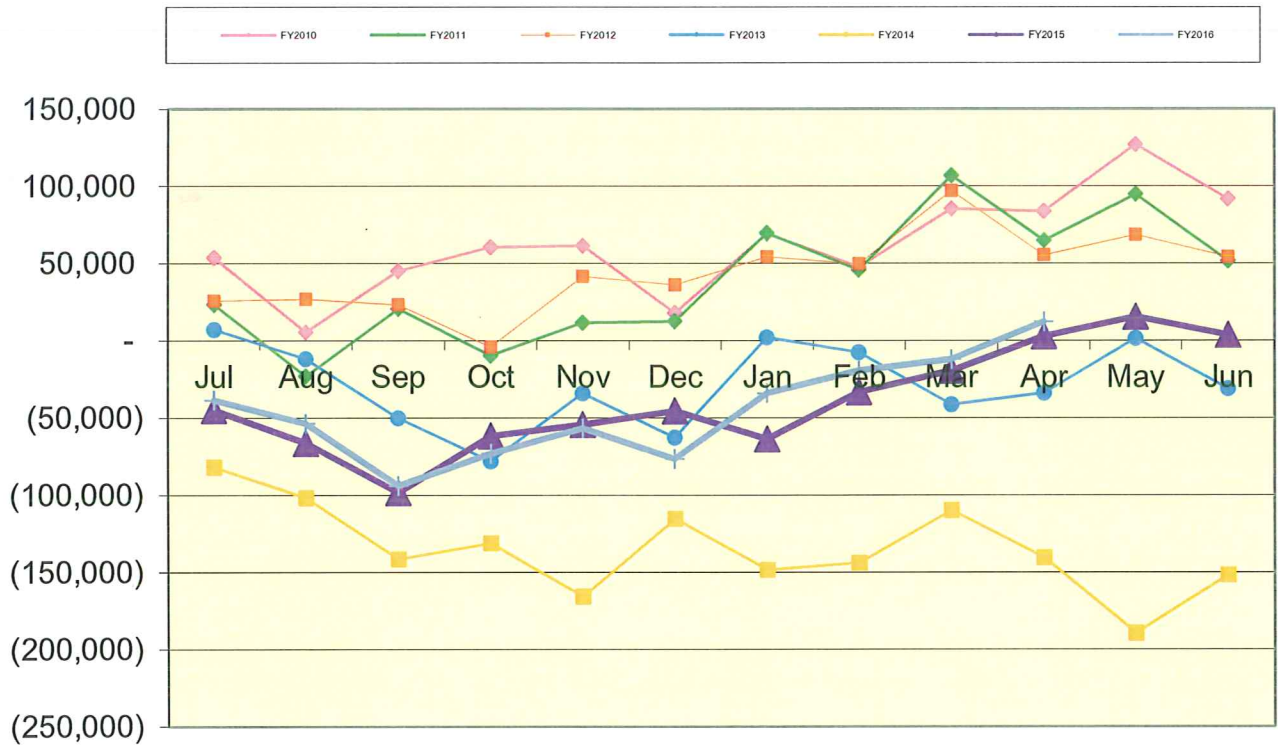
**LEXINGTON LOCAL SCHOOL DISTRICT
GENERAL FUND ONLY 2015-16
SUMMARY OF RECEIPTS AND EXPENDITURES - FIVE YEAR FORECAST FORMAT**

LINE 7.010	BEGINNING CASH BALANCE		\$ 7,087,633		
	4/30/2016	FISCAL YEAR TO DATE Estimate	FISCAL YEAR TO DATE Actual	VARIANCE Estimate vs. Actual	PERCENT of VARIANCE
REVENUES					
LINE 1.010	Real Estate Tax	\$ 10,591,093	\$ 10,592,053	\$960	0.01%
LINE 1.020	Personal Property Tax	\$ 464,650	\$ 464,590	(\$60)	-0.01%
LINE 1.030	Income Tax	\$ -	\$ -	\$0	
LINE 1.035	State Funding	\$ 8,185,000	\$ 8,236,457	\$51,457	0.63%
LINE 1.040	Career Tech / Economic Disadv.	\$ 68,851	\$ 69,530	\$679	0.99%
LINE 1.050	Property Tax Allocation	\$ 922,000	\$ 929,123	\$7,123	0.77%
LINE 1.060	Other Operating Revenue	\$ 318,690	\$ 324,149	\$5,459	1.71%
LINE 1.070	TOTAL REVENUE	\$ 20,550,284	\$ 20,615,902	\$65,618	0.32%
			\$ -		
LINE 2.01	Proceeds from Notes	\$ -	\$ -	\$0	
LINE 2.04	Transfers In	\$ -	\$ -	\$0	
LINE 2.050	Advances In	\$ 2,900	\$ 2,900	\$0	0.00%
LINE 2.060	Other Financing Sources	\$ 76,085	\$ 73,827	(\$2,258)	-2.97%
LINE 2.070	TOTAL OTHER SOURCES	\$ 78,985	\$ 76,727	(\$2,258)	-2.86%
LINE 2.080	TOTAL REVENUES & Sources	\$ 20,629,269	\$ 20,692,629	\$63,360	0.31%
EXPENSES					
LINE 3.010	Salaries	\$ 9,736,627	\$ 9,713,347	\$23,280	0.24%
LINE 3.020	Retirement and Benefits	\$ 4,123,327	\$ 4,089,487	\$33,840	0.82%
LINE 3.030	Purchased Services	\$ 2,610,000	\$ 2,541,741	\$68,259	2.62%
LINE 3.040	Supplies and Materials	\$ 567,000	\$ 564,103	\$2,897	0.51%
LINE 3.050	Capital Outlay and Equipment	\$ 133,553	\$ 120,859	\$12,694	9.50%
LINE 3.06	INTERGOVERNMENTAL	\$ -	\$ -	\$0	
LINE 4.020	DEBT SERVICE - Notes	\$ -	\$ -	\$0	
LINE 4.060	DEBT SERVICE - Interest charges	\$ -	\$ -	\$0	
LINE 4.300	Other Objects	\$ 276,500	\$ 267,525	\$8,975	3.25%
LINE 4.500	TOTAL EXPENDITURES	\$ 17,447,007	\$ 17,297,062	\$149,945	0.86%
			\$ -		
LINE 5.00	TRANSFERS OUT	\$ -	\$ -	\$0	
LINE 5.02	ADVANCES OUT	\$ 200,000	\$ 200,000	\$0	
LINE 5.03	ALL OTHER USES	\$ -	\$ -	\$0	
LINE 5.040	TOTAL OTHER USES	\$ 200,000	\$ 200,000	\$0	
LINE 5.050	TOTAL EXPENDITURES & USES	\$ 17,647,007	\$ 17,497,062	\$149,945	0.85%
		Estimate	Actual	Variance	
LINE 6.010	REVENUES OVER EXPENSES	\$ 2,982,262	\$ 3,195,567	\$213,305	
LINE 7.020	ENDING CASH BALANCE	\$ 10,069,895	\$ 10,283,200	\$213,305	
	Less Reserves	\$ (87,929)	\$ (87,929)	\$ -	
LINE 8.010	Less Outstanding Encumbrances	\$ (560,000)	\$ (627,575)	\$ (67,575)	12.07%
LINE 15.010	Unreserved Fund Balance	\$ 9,421,966	\$ 9,567,696	\$145,730	1.55%
		Estimate	Actual	Benchmark Yr. End	
	Salaries/Benefits as % of Revenue	67.4%	67.0%	80.1% or below	
	True Days Cash - Calendar Days on which can operate	163	167	60 or above	

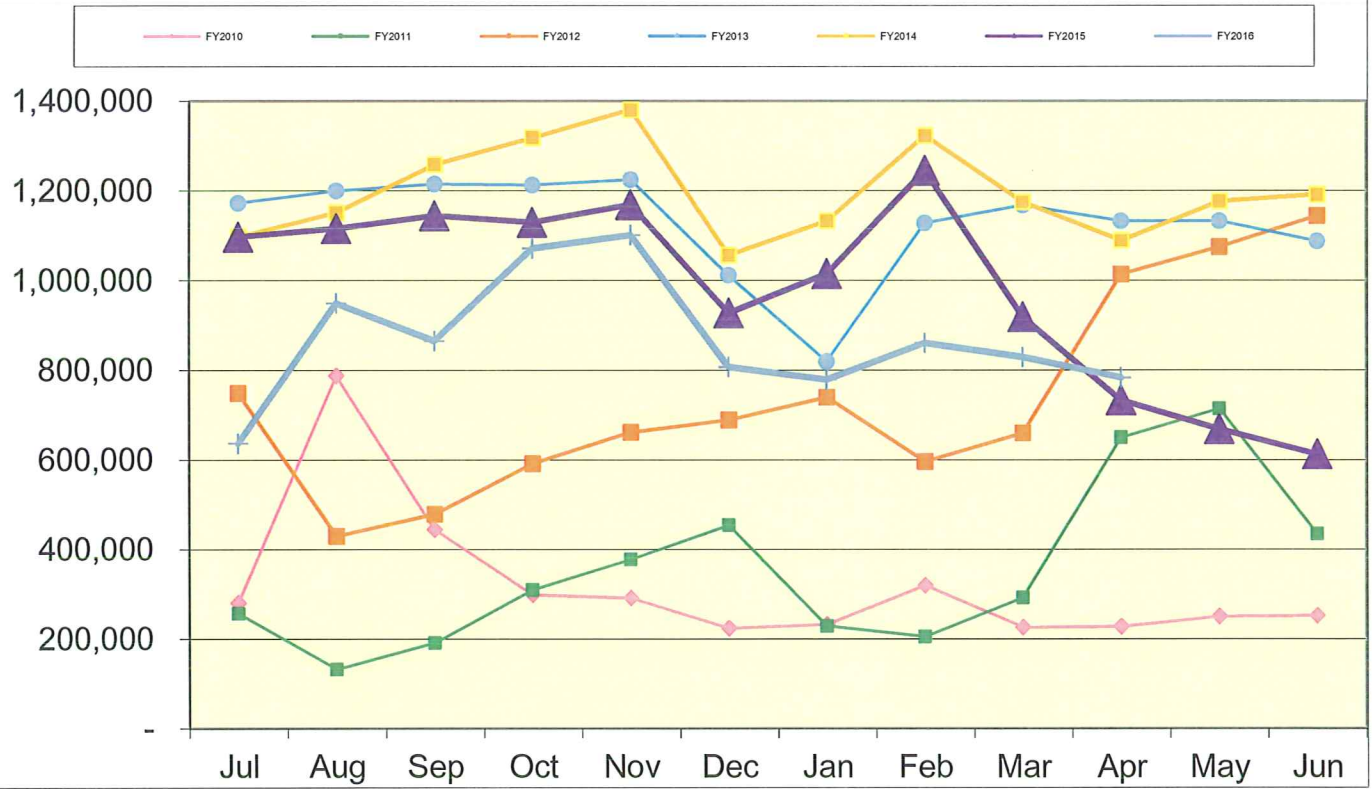
Lexington Local Schools General Fund Cash Balance



Lexington Local Schools Food Service Fund Cash Balance



Lexington Local Schools Employee Benefits Fund Cash Balance



Lexington Local Schools

Permanent Improvement Fund
4/30/2016

	Budgeted Amount	Actual Fiscal Year Expended	Current Encumbrances	Expenses / Encumbrances Over/Under Estimate	Remaining Estimated PI Project Costs
Instruction and Administration					
Eastern Guided Reading Books	\$ 5,747.88	\$ 5,747.88	\$ -	\$ 0.00	\$ 0.00
Eastern Textbooks	\$ 8,236.25	\$ 8,599.60	\$ -	(\$363.35)	\$ 0.00
HS Textbooks/Microscopes	\$ 39,902.12	\$ 43,461.15	\$ -	(\$3,559.03)	\$ 0.00
Western Reading Books	\$ 10,029.15	\$ 8,482.72	\$ -	\$1,546.43	\$ 0.00
Classroom Carpet & Book Storage Units (Western/Central)	\$ 563.70	\$ 571.65	\$ -	(\$7.95)	\$ 0.00
Central, Western, Eastern Jacobs Ladder Teacher Texts	\$ 966.90	\$ 966.80	\$ -	\$ 0.10	\$ 0.00
Eastern Spelling Teacher Texts	\$ 470.44	\$ 465.91	\$ -	\$ 4.53	\$ 0.00
Western White Boards	\$ 1,645.00	\$ 1,645.00	\$ -	\$ 0.00	\$ 0.00
Western PE Equipment	\$ 3,162.32	\$ 2,888.31	\$ -	\$274.01	\$ 0.00
Western PE Shed	\$ 752.43	\$ 654.28	\$ -	\$98.15	\$ 0.00
JH PE Equipment	\$ 769.96	\$ 741.20	\$ -	\$28.76	\$ 0.00
Western Shredder	\$ 260.99	\$ 226.19	\$ 34.80	\$ 0.00	\$ 0.00
AED Units (District-Wide)	\$ 5,469.33	\$ 5,857.00	\$ -	(\$387.67)	\$ 0.00
Elementary Music Speakers (Eastern)	\$ 924.00	\$ 939.85	\$ -	(\$15.85)	\$ 0.00
JH/HS music instruments and equipment	\$ 27,063.96	\$ 27,118.20	\$ -	(\$54.24)	\$ 0.00
Eastern Playground Equipment	\$ 3,622.60	\$ 3,622.60	\$ -	\$ 0.00	\$ 0.00
Eastern motion detector - 5th grade math/science	\$ 109.10	\$ 109.10	\$ -	\$ 0.00	\$ 0.00
Eastern activity tables/chairs	\$ 2,624.84	\$ 2,172.05	\$ -	\$452.79	\$ 0.00
Central Wall Fabric	\$ 80.34	\$ 80.34	\$ -	\$ 0.00	\$ 0.00
HS Kiln	\$ 2,339.35	\$ 2,339.35	\$ -	\$ 0.00	\$ 0.00
Western carpet for kindergarten rooms	\$ 7,065.00	\$ 7,065.00	\$ -	\$ 0.00	\$ 0.00
Eastern Laminator	\$ 2,309.07	\$ -	\$ 2,309.07	\$ 0.00	\$ 0.00

Maintenance					
Asphalt throughout District (Iberia)	\$ 34,249.00	\$ 34,249.00	\$ -	\$ 0.00	\$ 0.00
Concrete Projects	\$ 8,900.00	\$ 10,932.00	\$ -	(\$2,032.00)	\$ 0.00
Tractor Lease	\$ 9,708.04	\$ 9,708.04	\$ -	\$ 0.00	\$ 0.00
Eastern Bus Stop Project	\$ 3,000.00	\$ 2,290.00	\$ -	\$710.00	\$ 0.00
JH Entrance Awning	\$ 1,548.00	\$ 1,270.00	\$ -	\$278.00	\$ 0.00
Eastern Cafeteria Flooring	\$ 24,555.00	\$ 35,753.00	\$ -	(\$11,198.00)	\$ 0.00
HS Security Cameras	\$ 37,340.50	\$ 37,340.50	\$ -	\$ 0.00	\$ 0.00
Roof Repairs (Western/Eastern)	\$ 329,968.00	\$ 329,959.00	\$ -	\$9.00	\$ 0.00
Water Softener (Western)	\$ 1,262.50	\$ 1,262.50	\$ -	\$ 0.00	\$ 0.00

Transportation					
New bus	\$ 91,985.00	\$ 91,985.00	\$ -	\$ 0.00	\$ 0.00

Technology					
Computers, servers, tech equip., etc.	\$ 180,000.00	\$ 163,260.05	\$ 1,305.00	\$15,434.95	\$15,434.95

Food Service					
	\$ -	\$ -	\$ -	\$ 0.00	\$ 0.00

Athletics and Student Activities					
HS Tennis Court Repair/Resurfacing	\$ 18,869.00	\$ 18,869.00	\$ -	\$ 0.00	\$ 0.00
HS Soccer Field Light Pole	\$ 5,085.60	\$ 5,085.60	\$ -	\$ 0.00	\$ 0.00
HS Athletics Uniforms/Equipment	\$ 15,600.00	\$ 11,731.33	\$ 3,942.15	(\$73.48)	(\$73.48)

Fees					
Tax Collection Fees	\$ 14,500.00	\$ 12,180.76	\$ -	\$2,319.24	\$2,319.24

	Budgeted Amount	Actual Fiscal Year Expended	Current Encumbrances	Expenses / Encumbrances Over/Under Estimate	Remaining Estimated PI Project Costs
Totals	\$ 900,685.37	\$ 889,629.96	\$ 7,591.02	\$3,464.39	\$17,680.71
Total Budgeted	\$ 900,685.37				

Actual Cash Balance 7/1/15	\$ 123,637.56
Revenues FY16 - Taxes from levy	\$ 641,514.98
Revenues FY16 - Advance from General Fund	\$ 200,000.00
Expenditures FY16	\$ (889,629.96)
Current Cash Balance	\$75,522.58
Current Encumbrances	\$ (7,591.02)
Available Balance	\$67,931.56

Remaining Estimated Revenues FY16 - Taxes from levy	\$ 8,485.02
Less: Remaining Estimated PI Project Costs	\$ (17,680.71)
6/30/16 Estimated Carryover	\$ 58,735.87

Lexington Local Schools

Food Service Fund 2015-16 vs. 2014-2015 vs. 2013-2014

							Beginning Balance 7/1/15	\$ 3,707
2015-2016 Through 4/30/16								
<i>Revenues</i>	District-Wide	High School	Junior High	Eastern	Central	Western	Total	
Student Type A, Ezpay, Misc	\$ -	\$ 105,123	\$ 39,514	\$ 39,614	\$ 30,809	\$ 30,180	\$ 245,240	
Student Break, Milk & A La Carte	\$ -	\$ 64,587	\$ 15,830	\$ 9,701	\$ 6,471	\$ 6,318	\$ 102,907	
Adult & Misc revenues	\$ 6,130	\$ 6,698	\$ 1,381	\$ 2,466	\$ 1,834	\$ 1,059	\$ 19,568	
State Reimb	\$ -	\$ 1,182	\$ 1,000	\$ 1,182	\$ 1,063	\$ 1,000	\$ 5,427	
Federal Reimb	\$ -	\$ 61,928	\$ 37,840	\$ 53,030	\$ 52,974	\$ 36,324	\$ 242,096	
Total Revenues	\$ 6,130	\$ 239,518	\$ 95,565	\$ 105,993	\$ 93,151	\$ 74,881	\$ 615,238	
<i>Expenses</i>								
Wages	\$ 37,823	\$ 85,339	\$ 49,752	\$ 40,540	\$ 27,167	\$ 27,329	\$ 267,950	
Severance	\$ -	\$ -	\$ -	\$ -	\$ -	\$ -	\$ -	
Retirement	\$ 9,060	\$ 18,674	\$ 8,096	\$ 7,919	\$ 6,225	\$ 6,046	\$ 56,020	
Medical	\$ 16,839	\$ 30,439	\$ 21,573	\$ 20,293	\$ -	\$ -	\$ 89,144	
Life, Dent, MC, WC	\$ 1,195	\$ 2,981	\$ 1,973	\$ 1,370	\$ 585	\$ 527	\$ 8,631	
Purch Serv, Repairs, Phone, Posta	\$ 3,164	\$ 1,403	\$ 1,016	\$ 984	\$ 588	\$ 588	\$ 7,743	
Supplies	\$ 2,871	\$ -	\$ -	\$ -	\$ -	\$ -	\$ 2,871	
Food Costs	\$ -	\$ 76,750	\$ 28,694	\$ 43,649	\$ 13,462	\$ 11,819	\$ 174,374	
Equipment	\$ -	\$ -	\$ -	\$ -	\$ -	\$ -	\$ -	
Other Costs	\$ -	\$ -	\$ -	\$ -	\$ -	\$ -	\$ -	
Total Expenses	\$ 70,952	\$ 215,586	\$ 111,104	\$ 114,755	\$ 48,027	\$ 46,309	\$ 606,733	
Net Gain (Loss)	\$ (64,822)	\$ 23,932	\$ (15,539)	\$ (8,762)	\$ 45,124	\$ 28,572	\$ 8,505	
							Ending Cash Balance 4/30/16	\$ 12,212

							Beginning Balance 7/1/14	\$ 842
2014-2015 Through 4/30/15								
<i>Revenues</i>	District-Wide	High School	Junior High	Eastern	Central	Western	Total	
Student Type A, Ezpay, Misc	\$ -	\$ 117,522	\$ 45,643	\$ 45,137	\$ 35,893	\$ 26,603	\$ 270,798	
Student Break, Milk & A La Carte	\$ -	\$ 68,048	\$ 21,047	\$ 8,658	\$ 6,257	\$ 5,796	\$ 109,806	
Adult & Misc revenues	\$ 2,662	\$ 3,214	\$ 2,079	\$ 2,091	\$ 2,063	\$ 816	\$ 12,925	
State Reimb	\$ -	\$ 1,259	\$ 1,041	\$ 1,357	\$ 1,198	\$ 808	\$ 5,663	
Federal Reimb	\$ -	\$ 58,774	\$ 36,517	\$ 46,463	\$ 42,236	\$ 33,647	\$ 217,637	
Total Revenues	\$ 2,662	\$ 248,817	\$ 106,327	\$ 103,706	\$ 87,647	\$ 67,670	\$ 616,829	
<i>Expenses</i>								
Wages	\$ 36,872	\$ 93,197	\$ 47,463	\$ 36,960	\$ 23,312	\$ 28,598	\$ 266,402	
Severance	\$ -	\$ -	\$ -	\$ -	\$ -	\$ -	\$ -	
Retirement	\$ 9,311	\$ 23,053	\$ 10,408	\$ 9,319	\$ 6,996	\$ 6,539	\$ 65,626	
Medical	\$ 16,084	\$ 31,204	\$ 15,603	\$ 19,384	\$ 5,321	\$ 2,128	\$ 89,724	
Life, Dent, MC, WC	\$ 1,173	\$ 3,160	\$ 1,868	\$ 1,391	\$ 830	\$ 674	\$ 9,096	
Purch Serv, Repairs, Phone, Posta	\$ 3,455	\$ 1,911	\$ 3,381	\$ 1,299	\$ 1,016	\$ 597	\$ 11,659	
Supplies	\$ 2,604	\$ -	\$ -	\$ -	\$ -	\$ -	\$ 2,604	
Food Costs	\$ -	\$ 77,027	\$ 28,152	\$ 47,205	\$ 9,383	\$ 7,939	\$ 169,706	
Equipment	\$ -	\$ -	\$ -	\$ -	\$ -	\$ -	\$ -	
Other Costs	\$ -	\$ -	\$ -	\$ -	\$ -	\$ -	\$ -	
Total Expenses	\$ 69,499	\$ 229,552	\$ 106,875	\$ 115,558	\$ 46,858	\$ 46,475	\$ 614,817	
Net Gain (Loss)	\$ (66,837)	\$ 19,265	\$ (548)	\$ (11,852)	\$ 40,789	\$ 21,195	\$ 2,012	
							Ending Cash Balance 4/30/15	\$ 2,854

							Beginning Balance 7/1/13	\$ 959
2013-2014 Through 4/30/14								
<i>Revenues</i>	District-Wide	High School	Junior High	Eastern	Central	Western	Total	
Student Type A, Ezpay, Misc	\$ -	\$ 128,210	\$ 60,155	\$ 54,183	\$ 40,630	\$ 26,484	\$ 309,662	
Student Break, Milk & A La Carte	\$ -	\$ 67,080	\$ 25,404	\$ 10,412	\$ 6,400	\$ 5,056	\$ 114,352	
Adult & Misc revenues	\$ 6,634	\$ 3,671	\$ 2,014	\$ 2,300	\$ 2,590	\$ 705	\$ 17,914	
State Reimb	\$ -	\$ 1,402	\$ 1,087	\$ 1,589	\$ 1,132	\$ 896	\$ 6,106	
Federal Reimb	\$ -	\$ 46,125	\$ 32,875	\$ 46,490	\$ 37,042	\$ 25,174	\$ 187,706	
Total Revenues	\$ 6,634	\$ 246,488	\$ 121,535	\$ 114,974	\$ 87,794	\$ 58,315	\$ 635,740	
<i>Expenses</i>								
Wages	\$ 37,632	\$ 109,260	\$ 56,238	\$ 50,209	\$ 49,689	\$ 38,505	\$ 341,533	
Severance	\$ -	\$ -	\$ -	\$ -	\$ -	\$ -	\$ -	
Retirement	\$ 9,021	\$ 25,458	\$ 10,895	\$ 10,175	\$ 9,698	\$ 7,167	\$ 72,414	
Medical	\$ 11,204	\$ 46,685	\$ 13,628	\$ 18,674	\$ 13,628	\$ 9,337	\$ 113,156	
Life, Dent, MC, WC	\$ 940	\$ 2,855	\$ 1,576	\$ 1,323	\$ 1,504	\$ 807	\$ 9,005	
Purch Serv, Repairs, Phone, Posta	\$ 4,842	\$ 2,154	\$ 1,834	\$ 1,351	\$ 610	\$ 1,396	\$ 12,187	
Supplies	\$ 2,707	\$ -	\$ -	\$ -	\$ -	\$ -	\$ 2,707	
Food Costs	\$ -	\$ 83,390	\$ 36,479	\$ 30,983	\$ 24,539	\$ 18,982	\$ 194,373	
Equipment	\$ -	\$ -	\$ -	\$ -	\$ -	\$ -	\$ -	
Other Costs	\$ -	\$ -	\$ -	\$ -	\$ -	\$ -	\$ -	
Total Expenses	\$ 66,346	\$ 269,802	\$ 120,650	\$ 112,715	\$ 99,668	\$ 76,194	\$ 745,375	
Net Gain (Loss)	\$ (59,712)	\$ (23,314)	\$ 885	\$ 2,259	\$ (11,874)	\$ (17,879)	\$ (109,635)	
							Ending Cash Balance 4/30/14	\$ (108,676)

Check#	Check Date	Org Sta	Vendor Paid	Check Amount	Status Date
076208	04/04/2016	W/R	NICKLES BAKERY	840.23	04/11/2016
076209	04/04/2016	W/R	BRIDGEWAY ACADEMY	3,536.00	04/13/2016
076210	04/04/2016	W/R	CDW-G	81.39	04/11/2016
076211	04/04/2016	W/R	COWLES, CINDY	1,249.74	04/11/2016
076212	04/04/2016	W/R	DEMCO, INC.	19.74	04/12/2016
076213	04/04/2016	W/R	BERRY, JENNIFER	259.12	04/15/2016
076214	04/04/2016	W/R	KAHL'S TELECOMMUNICATIONS	220.00	04/07/2016
076215	04/04/2016	W/R	YODER, KAREN	59.62	04/08/2016
076216	04/04/2016	W/R	KELL ACE HARDWARE	32.63	04/11/2016
076217	04/04/2016	W/R	ALEXANDER, KRISTA	121.00	04/11/2016
076218	04/04/2016	W/R	LEXINGTON LOCAL SCHOOLS	305.00	04/07/2016
076219	04/04/2016	W/R	OCHI, MADOKA	971.90	04/11/2016
076220	04/04/2016	W/R	MATT'S INSTALLATIONS & SERVICE	800.00	04/21/2016
076221	04/04/2016	W/R	METRANOME MUSIC STORE	55.00	04/13/2016
076222	04/04/2016	W/R	MID-OHIO ED. SERVICE CENTER	846.16	04/07/2016
076223	04/04/2016	W/R	HAMMAN, MIKE	132.00	04/08/2016
076224	04/04/2016	W/R	RENHILL GROUP, INC.	3,982.32	04/08/2016
076225	04/04/2016	W/R	RUTH, RICHARD A	318.60	04/15/2016
076226	04/04/2016	W/R	DeLUCA, SANDRA	29.95	04/26/2016
076227	04/04/2016	W/R	SCHEDULE*STAR	495.00	04/12/2016
076228	04/04/2016	W/R	SCHOLASTIC INC.	24.73	04/12/2016
076229	04/04/2016	W/R	SCHOOL SPECIALTY INC.	150.42	04/08/2016
076230	04/04/2016	W/R	SPORT-N-SHOES	240.00	04/08/2016
076231	04/04/2016	W/R	STANTON SHEET MUSIC	49.45	04/08/2016
076232	04/04/2016	W/R	BROWNELL, TOM	78.34	04/06/2016
076233	04/04/2016	W/R	U.S. AWARDS, INC.	400.68	04/11/2016
076234	04/05/2016	W/R	MACK, HEIDI	150.00	04/13/2016
076235	04/11/2016	W/R	ALTITUDE HEADQUARTERS, LLC	550.00	04/15/2016
076236	04/11/2016	W/R	AWARDSMITH	687.00	04/15/2016
076237	04/11/2016	W/R	WEAVER, BOBBI	84.14	04/14/2016
076238	04/11/2016	W/R	BASA	209.00	04/18/2016
076239	04/11/2016	W/R	ACCESSIBILITY SOLUTIONS LLC	99.00	04/25/2016
076240	04/11/2016	W/R	CLEARWATER SYSTEMS	119.60	04/15/2016
076241	04/11/2016	W/R	COLES ENERGY, INC.	477.62	04/15/2016
076242	04/11/2016	W/R	COLUMBUS PRO PERCUSSION, INC.	56.00	04/20/2016
076243	04/11/2016	W/W	BAKER, CONNIE	7.56	
076244	04/11/2016	W/R	CULLIGAN QUALITY WATER	37.00	04/15/2016
076245	04/11/2016	W/R	FURBAY/MANSFIELD ELECTRIC	28.20	04/14/2016
076246	04/11/2016	W/R	G & L SUPPLY CO.	101.46	04/15/2016
076247	04/11/2016	W/R	GEYER'S MARKET'S, INC.	117.20	04/15/2016
076248	04/11/2016	W/R	HEALTHCARE BILLING SERVICES	616.97	04/14/2016
076249	04/11/2016	W/R	J & B ACCOUSTICAL	324.64	04/14/2016
076250	04/11/2016	W/R	ROBERTS, JOE	45.59	04/12/2016
076251	04/11/2016	W/R	LEXINGTON LOCAL SCHOOLS	306.00	04/12/2016
076252	04/11/2016	W/R	LOW TEMP REFRIGERATION INC.	361.35	04/18/2016
076253	04/11/2016	W/R	MANSFIELD AUTO PARTS	1,205.91	04/18/2016
076254	04/11/2016	W/R	MANSFIELD RUBBER STAMP	36.85	04/18/2016
076255	04/11/2016	W/R	MANSFIELD STRUCTURAL &	54.00	04/18/2016
076256	04/11/2016	W/R	ROGGIO, MATT	223.00	04/15/2016
076257	04/11/2016	W/R	MENARDS	84.58	04/25/2016
076258	04/11/2016	W/R	METRANOME MUSIC STORE	32.00	04/20/2016
076259	04/11/2016	W/R	MID-OHIO AUTO REPAIR	644.55	04/18/2016

Check#	Check Date	Org Sta	Vendor Paid	Check Amount	Status Date
076260	04/11/2016	W/R	MVD SPORTS	244.60	04/18/2016
076261	04/11/2016	W/R	ACORN DISTRIBUTORS, INC.	1,182.94	04/15/2016
076262	04/11/2016	W/R	NCOCC	117.60	04/21/2016
076263	04/11/2016	W/R	PEPPLE & WAGGONER, LTD.	240.00	04/15/2016
076264	04/11/2016	W/R	QUENCH	38.00	04/19/2016
076265	04/11/2016	W/R	REINDL SPRING SERVICE	410.74	04/15/2016
076266	04/11/2016	W/R	RICHLAND CO. JUVENILE COURT	692.12	04/20/2016
076267	04/11/2016	W/R	RUMPKE	376.10	04/15/2016
076268	04/11/2016	W/R	KNUCKLES, RYAN	96.00	04/26/2016
076269	04/11/2016	W/R	ARNETT, SANDRA	10.80	04/18/2016
076270	04/11/2016	W/R	SARVER PAVING COMPANY	156.00	04/15/2016
076271	04/11/2016	W/R	SCHOOL HEALTH CORP.	832.08	04/18/2016
076272	04/11/2016	W/R	SCHOOL SPECIALTY INC.	43.16	04/15/2016
076273	04/11/2016	W/R	SHERWIN-WILLIAMS	181.14	04/19/2016
076274	04/11/2016	W/R	SIEMENS INDUSTRY, INC.	205.65	04/18/2016
076275	04/11/2016	W/R	SIESEL DISTRIBUTING, LLC	2,852.50	04/18/2016
076276	04/11/2016	W/R	SMITHFOODS, INC	2,516.17	04/19/2016
076277	04/11/2016	W/R	STANDARD PLUMBING & HEATING CO	720.00	04/18/2016
076278	04/11/2016	W/R	STANTON SHEET MUSIC	656.09	04/19/2016
076279	04/11/2016	W/R	SYSCO CLEVELAND, INC.	1,338.67	04/15/2016
076280	04/11/2016	W/R	OHIO BUREAU OF CRIMINAL IDENT.	280.00	04/18/2016
076281	04/11/2016	W/R	TRUCK SALES & SERVICE, INC.	372.14	04/15/2016
076282	04/11/2016	W/R	WOLFF BROS. SUPPLY, INC.	206.38	04/18/2016
076283	04/11/2016	W/R	WORNER ROOFING COMPANY	792.55	04/14/2016
076284	04/11/2016	W/R	SHELDON, AMANDA	315.00	04/15/2016
076285	04/11/2016	W/R	BUTTIL, ELIZABETH	205.00	04/18/2016
076286	04/11/2016	W/R	SWETLIC, JANICE	200.00	04/18/2016
076287	04/11/2016	W/R	PATNODE, KARLEY	125.00	04/20/2016
076288	04/12/2016	B/R	WOOSTER HIGH SCHOOL	170.00	04/18/2016
076289	04/18/2016	B/R	MADISON LOCAL SCHOOLS	881.90	04/21/2016
076290	04/18/2016	W/R	AMERICAN FIDELITY	330.75	04/27/2016
076291	04/18/2016	W/R	APPERSON	605.91	04/27/2016
076292	04/18/2016	W/R	DELL MARKETING L.P.	44.28	04/25/2016
076293	04/18/2016	W/R	MARIKIS, DENNIS	20,300.00	04/26/2016
076294	04/18/2016	W/R	G & L SUPPLY CO.	33.82	04/27/2016
076295	04/18/2016	W/R	ITsavvy	628.00	04/26/2016
076296	04/18/2016	W/R	CAVALIER, JENNIFER	225.00	04/25/2016
076297	04/18/2016	W/R	JOSTEN'S	27.50	04/25/2016
076298	04/18/2016	W/R	LESCH BATTERY & POWER	55.64	04/26/2016
076299	04/18/2016	W/R	MANSFIELD RUBBER STAMP	51.35	04/25/2016
076300	04/18/2016	W/R	METROPOLITAN EDUCATIONAL	1,070.58	04/27/2016
076301	04/18/2016	W/R	GILBERT, MICHELLE (R)	225.00	04/22/2016
076302	04/18/2016	W/R	MID-OHIO ED. SERVICE CENTER	1,253.74	04/22/2016
076303	04/18/2016	W/R	MVD SPORTS	1,217.70	04/26/2016
076304	04/18/2016	W/R	NORTH CENTRAL OHIO ESC	2,410.63	04/25/2016
076305	04/18/2016	W/R	ORIENTAL TRADING COMPANY	116.93	04/29/2016
076306	04/18/2016	W/R	RC THERAPY SERVICES, INC.	7,021.00	04/29/2016
076307	04/18/2016	W/W	BIGLEY, REBECCA-NON 1099	10.00	
076308	04/18/2016	W/R	RENWICK, WELSH & BURTON	240.00	04/25/2016
076309	04/18/2016	W/R	RICHLAND NEWHOPE CENTER	6,649.50	04/26/2016
076310	04/18/2016	W/R	RICHLAND CO. HEALTH DEPT	54.00	04/28/2016
076311	04/18/2016	W/R	RIDDELL	4,819.50	04/26/2016

Check#	Check Date	Org Sta	Vendor Paid	Check Amount	Status Date
076312	04/18/2016	W/R	SCHOOL EMPLOYEES RETIREMENT	5,438.16	04/25/2016
076313	04/18/2016	W/R	ROSEBERRY, TOMMIE	225.00	04/27/2016
076314	04/18/2016	W/R	US BANK	19,109.68	04/27/2016
076315	04/19/2016	B/R	CLELAND, AMY	19.00	04/25/2016
076316	04/19/2016	B/B	SORAH, CAROLYN	35.00	
076317	04/19/2016	B/B	WEILBACKER, REBECA	13.00	
076318	04/19/2016	B/B	STOYKO, DAVID-NON 1099	10.00	
076319	04/19/2016	B/B	DUBLIN COFFMAN HIGH SCHOOL	170.00	
076320	04/20/2016	W/W	OMEA	220.00	
076321	04/25/2016	W/W	SHELDON, AMANDA	205.00	
076322	04/25/2016	W/W	PETRIE, ANNE	300.62	
076323	04/25/2016	W/W	APPERSON	54.87	
076324	04/25/2016	W/R	ASHLAND UNIVERSITY	95.00	04/29/2016
076325	04/25/2016	W/W	AWARDSMITH	11.20	
076326	04/25/2016	W/W	BARNES & NOBLE	621.24	
076327	04/25/2016	W/W	CARROT & STICK	240.00	
076328	04/25/2016	W/R	CBIZ BENEFITS & INSURANCE	2,750.00	04/29/2016
076329	04/25/2016	W/W	COWLES, CINDY	972.02	
076330	04/25/2016	W/R	COLE DISTRIBUTING	11,904.44	04/29/2016
076331	04/25/2016	W/R	COLES ENERGY, INC.	287.23	04/29/2016
076332	04/25/2016	W/R	COLUMBIA GAS OF OHIO	3,182.48	04/29/2016
076333	04/25/2016	W/W	COLUMBUS STATE COMMUNITY	130.86	
076334	04/25/2016	W/R	DELL MARKETING L.P.	104.96	04/28/2016
076335	04/25/2016	W/W	DIRECT ENERGY BUSINESS MARKETI	5,853.01	
076336	04/25/2016	W/W	BUTTIL, ELIZABETH	120.00	
076337	04/25/2016	W/W	EGGERTON, GENELLE	78.00	
076338	04/25/2016	W/R	GILBARCO INC.	30.00	04/29/2016
076339	04/25/2016	W/W	GRAINGER	59.88	
076340	04/25/2016	W/V	HAMPTON INN & SUITES	160.00	04/29/2016
076341	04/25/2016	W/R	HCC LIFE INSURANCE CO	26,718.03	04/29/2016
076342	04/25/2016	W/W	IRRIGATION SUPPLY OF COLUMBUS	87.75	
076343	04/25/2016	W/W	ITsavvy	2,683.00	
076344	04/25/2016	W/R	J & B ACCOUSTICAL	112.32	04/28/2016
076345	04/25/2016	W/R	SWETLIC, JANICE	270.00	04/29/2016
076346	04/25/2016	W/W	WHITESEL, JASON	224.40	
076347	04/25/2016	W/R	DUFFEY, JESSICA	100.00	04/29/2016
076348	04/25/2016	W/W	PATNODE, KARLEY	80.00	
076349	04/25/2016	W/R	SCHWECHHEIMER, KATHY	67.82	04/27/2016
076350	04/25/2016	W/R	WEIDIG, KATHY	262.14	04/26/2016
076351	04/25/2016	W/W	KELL ACE HARDWARE	66.22	
076352	04/25/2016	W/R	KIMBALL MIDWEST	229.08	04/29/2016
076353	04/25/2016	W/R	LIMBACH COMPANY LLC	225.00	04/29/2016
076354	04/25/2016	W/W	ZUPAN, LISA	582.86	
076355	04/25/2016	W/W	LITTLE BUCKEYE CHILDREN'S MUSE	555.00	
076356	04/25/2016	W/W	MANSFIELD AUTO PARTS	41.46	
076357	04/25/2016	W/R	RICHLAND AREA CHAMBER OF COMM	157.78	04/29/2016
076358	04/25/2016	W/R	MECHANICS BANK	60.00	04/27/2016
076359	04/25/2016	W/W	MEDCENTRAL HEALTH SYSTEM	6,500.00	
076360	04/25/2016	W/W	MEDINA COUNTY SCHOOLS' ESC	60.00	
076361	04/25/2016	W/W	METRANOME MUSIC STORE	40.00	
076362	04/25/2016	W/R	MID-OHIO ED. SERVICE CENTER	70.00	04/28/2016
076363	04/25/2016	W/R	MT BUSINESS TECHNOLOGIES, INC.	472.30	04/28/2016

Check#	Check Date	Org Sta	Vendor Paid	Check Amount	Status Date
076364	04/25/2016	W/R	OHIO HEALTH CONSORTIUM, INC.	345.00	04/29/2016
076365	04/25/2016	W/W	OHIO HIGH SCHOOL ATH. ASSOC.	30.00	
076366	04/25/2016	W/W	POWER OF THE PEN	260.00	
076367	04/25/2016	W/W	RICHLAND CO. HEALTH DEPT	4,285.62	
076368	04/25/2016	W/R	RUMPKE	774.79	04/29/2016
076369	04/25/2016	W/W	SCHOOL SPECIALTY INC.	228.66	
076370	04/25/2016	W/W	SIGN GRAPHIX	810.59	
076371	04/25/2016	W/W	SMETZ'S TIRE SERVICE CENTER	277.26	
076372	04/25/2016	W/W	MANUELLA, STEPHANIE	208.00	
076373	04/25/2016	W/R	TEACHER'S DISCOVERY	34.40	04/29/2016
076374	04/25/2016	W/W	THE CENTER FOR INDIVIDUAL &	176.00	
076375	04/25/2016	W/R	BROWNELL, TOM	225.00	04/27/2016
076376	04/25/2016	W/W	VERIZON WIRELESS	696.03	
076377	04/25/2016	W/W	WAL-MART DISCOUNT CITIES	241.60	
076378	04/25/2016	W/W	WARD CUSTOM APPAREL	287.00	
076379	04/25/2016	W/R	WOLFF BROS. SUPPLY, INC.	380.77	04/29/2016
076380	04/25/2016	W/R	WORNER ROOFING COMPANY	9,284.00	04/28/2016
076381	04/26/2016	W/W	McBRIDE, SUSAN	84.14	
076382	04/28/2016	W/W	EASTERN HIGH SCHOOL	50.00	
076383	04/28/2016	W/R	BAKER, RALPH	90.00	04/29/2016
076384	04/28/2016	W/W	HAMPTON INN & SUITES	278.00	
076385	04/29/2016	B/B	HAMMAN, MIKE	256.00	
076386	04/29/2016	B/B	HAYES, JOE	48.00	
076387	04/29/2016	B/B	HOLZWORTH, JOHN	51.00	
076388	04/29/2016	B/B	BOGGS, KENDRA	77.00	
076389	04/29/2016	B/B	CARNS, HOLLY	48.00	
076390	04/29/2016	B/B	WINTERS, SHEILA	122.00	
076391	04/29/2016	B/B	SECRIST, JODY	60.00	
076392	04/29/2016	B/B	SPEELMAN, SOPHIE	75.00	
076393	04/29/2016	B/B	RYAN, MELISSA	283.00	
076394	04/29/2016	B/B	ALT, PAMELA	109.00	
076395	04/29/2016	B/B	WARNES, TAWNY	167.00	
076396	04/29/2016	B/B	THETGE, ERICA	78.00	
076397	04/29/2016	B/B	CONN, TIFFANY	49.00	
076398	04/30/2016	W/W	LEXINGTON ATHLETIC DEPT.	3,255.00	
690805	04/05/2016	C/R	LEXINGTON SCHOOLS - PAYROLL	525,942.95	04/30/2016
690806	04/04/2016	M/M	OHIO BUREAU OF WORKERS'	29,679.11	
690807	04/04/2016	M/M	OHIO BUREAU OF WORKERS'	24,333.51	
690808	04/06/2016	M/M	LEXINGTON SCHOOLS - PAYROLL	7,075.11	
690809	04/06/2016	M/M	MEMO-S.T.R.S.	5,377.82	
690810	04/08/2016	M/M	GORDON FOOD SERVICE	11,016.94	
690811	04/20/2016	C/R	LEXINGTON SCHOOLS - PAYROLL	494,329.17	04/30/2016
690812	04/12/2016	M/M	RICHLAND BANK - (MEMO FEE)	154.45	
690813	04/20/2016	M/M	RICHLAND COUNTY AUDITOR	126,787.06	
690814	04/20/2016	M/M	LEXINGTON SCHOOLS - PAYROLL	6,632.70	
690815	04/20/2016	M/M	MEMO-S.T.R.S.	5,243.48	
690816	04/25/2016	M/M	ANTHEM BENEFIT SERVICES	283,253.96	
690817	04/25/2016	M/M	MEMO-S.E.R.S.	41,852.00	
690818	04/25/2016	M/M	MEMO-S.T.R.S.	105,552.00	
690819	04/27/2016	M/M	MEMO-MID OHIO ESC	2,143.10	

Total Checks Issued \$ 1,870,971.43

TRANS NO	ITEM NO	TRANS DATE	STS	DESCRIPTION OR SOURCE	TI	FUND	RCPT	SPCC	SUBJ	OPU	TRANS AMOUNT
068623	0001	04/05/2016	A	Real Estate Tax - Richland	03	001	1111	0000	000000	000	503,682.89
068623	0002	04/05/2016	A	Emergency Tax - Richland	03	001	1111	0000	000000	000	833,077.21
RCPT CODE SUB-TOTAL:											1,336,760.10
068623	0004	04/05/2016	A	Pers Prop Tax - Richland	03	001	1122	0000	000000	000	154,893.77
068623	0005	04/05/2016	A	Pers Prop Tax Emerg - Richland	03	001	1122	0000	000000	000	85,514.25
RCPT CODE SUB-TOTAL:											240,408.02
068627	0001	04/01/2016	A	Theodorou preschool tuition	03	001	1211	0000	000000	500	100.00
068634	0001	04/04/2016	A	Snider Preschool tuition	03	001	1211	0000	000000	500	100.00
068649	0001	04/06/2016	A	Mack preschool tution	03	001	1211	0000	000000	500	200.00
068651	0001	04/07/2016	A	Clifton preschool tuition	03	001	1211	0000	000000	500	100.00
068651	0002	04/07/2016	A	finley preschool tuition	03	001	1211	0000	000000	500	100.00
068652	0001	04/07/2016	A	Iten tuition	03	001	1211	0000	000000	000	603.82
068669	0001	04/08/2016	A	Preschool tuition	03	001	1211	0000	000000	500	100.00
068675	0001	04/11/2016	A	Taylor April tuition	03	001	1211	0000	000000	000	1,207.64
068684	0001	04/15/2016	A	Preschool 2016/17Tuition Baker	03	001	1211	0000	000000	500	100.00
068694	0001	04/19/2016	A	2016/17 Preschool tuition	03	001	1211	0000	000000	500	300.00
068696	0001	04/19/2016	A	Goldsmith apr tuition	03	001	1211	0000	000000	000	603.82
068714	0001	04/22/2016	A	Pan Preschool 2016-17	03	001	1211	0000	000000	500	100.00
068749	0001	04/28/2016	A	Gardner 2016/17 preschool	03	001	1211	0000	000000	500	100.00
068749	0002	04/28/2016	A	Greenawalt 2016-17 pres tuitio	03	001	1211	0000	000000	500	100.00
068762	0001	04/29/2016	A	Thomas Preschool tuition	03	001	1211	0000	000000	500	100.00
RCPT CODE SUB-TOTAL:											3,915.28
068622	0013	04/08/2016	A	Open Enrollment Revenue	03	001	1227	0000	000000	000	135.70
068705	0013	04/22/2016	A	Open Enrollment Revenue	03	001	1227	0000	000000	000	100.30
RCPT CODE SUB-TOTAL:											236.00
068768	0001	04/28/2016	A	Richland Bank Apr Interest	03	001	1410	0000	000000	000	3,021.60-
068773	0001	04/28/2016	A	Richland Bank Apr Interest	03	001	1410	0000	000000	000	3,018.16
068766	0001	04/29/2016	A	Richland Bank Apr Interest	03	001	1410	0000	000000	000	3,021.60
RCPT CODE SUB-TOTAL:											3,018.16
068625	0001	04/01/2016	A	Western school fees	03	001	1740	0000	000000	500	8.00
068629	0001	04/01/2016	A	Central school fees	03	001	1740	0000	000000	400	131.00
068635	0002	04/04/2016	A	Central school fees	03	001	1740	0000	000000	400	112.00
068635	0003	04/04/2016	A		03	001	1740	0000	000000	400	0.00
068637	0001	04/05/2016	A	HS School Fees	03	001	1740	0000	000000	100	8.50

STATUS (STS) CODES:
 A-RECEIPT B-REFUND OF RECEIPT V-VOID REFUND OF RECEIPT X-REDUCTION OF EXPENDITURE
 C-APPROPRIATION OR BUDGET MODIFICATIONS D-EXPENSE/SUPPLIES DISTRIBUTION F-FUND TO FUND TRANSFER

TRANS NO	ITEM NO	TRANS DATE	STS DESCRIPTION OR SOURCE	TI FUND RCPT SPCC SUBJ	OPU	TRANS AMOUNT
068640	0001	04/05/2016	A Western school fees	03 001 1740 0000 000000	500	20.00
068642	0001	04/05/2016	A Central school fees	03 001 1740 0000 000000	400	20.00
068645	0001	04/06/2016	A HS school fees	03 001 1740 0000 000000	100	15.00
068646	0001	04/06/2016	A Western school fees	03 001 1740 0000 000000	500	7.00
068650	0002	04/07/2016	A Central fees	03 001 1740 0000 000000	500	56.00
068668	0002	04/08/2016	A Central fees	03 001 1740 0000 000000	400	56.00
068653	0001	04/11/2016	A HS Fees Credit - Parkinson	03 001 1740 0000 000000	100	10.00-
068653	0003	04/11/2016	A HS Fees Credit - Wolfe	03 001 1740 0000 000000	100	19.00-
068671	0002	04/11/2016	A Central fees	03 001 1740 0000 000000	400	15.00
068673	0001	04/11/2016	A Eastern school fees	03 001 1740 0000 000000	300	240.00
068677	0001	04/13/2016	A Central school fees	03 001 1740 0000 000000	400	56.00
068678	0001	04/13/2016	A JH School Fees	03 001 1740 0000 000000	200	5.00
068680	0001	04/13/2016	A HS Summer PE	03 001 1740 0000 080999	100	1,080.00
068685	0001	04/15/2016	A JH School fees	03 001 1740 0000 000000	200	70.00
068663	0001	04/19/2016	B fee refund- Jillian	03 001 1740 0000 000000	100	19.00-
068664	0001	04/19/2016	B fee refund- Kitty	03 001 1740 0000 000000	100	35.00-
068665	0001	04/19/2016	B FEE REFUND-RACHEL	03 001 1740 0000 000000	100	13.00-
068666	0001	04/19/2016	B FEE REFUND-TAYLOR	03 001 1740 0000 000000	100	10.00-
068687	0001	04/19/2016	A HS School fees	03 001 1740 0000 000000	100	73.00
068689	0001	04/19/2016	A Eastern school fees	03 001 1740 0000 000000	300	80.00
068709	0001	04/20/2016	A JH School fees	03 001 1740 0000 000000	200	29.00
068710	0001	04/20/2016	A Central school fees	03 001 1740 0000 000000	400	28.00
068712	0001	04/22/2016	A Central school fees	03 001 1740 0000 000000	400	56.00
068713	0001	04/22/2016	A JH School fees	03 001 1740 0000 000000	200	54.00
068715	0001	04/22/2016	A Summer PE	03 001 1740 0000 080999	100	720.00
068731	0001	04/25/2016	A JH Fees Credit - Leah Jackman	03 001 1740 0000 000000	200	31.00-
068724	0001	04/26/2016	A Eastern fees/flutophones	03 001 1740 0000 000000	300	34.00
068725	0001	04/26/2016	A HS School Fees	03 001 1740 0000 000000	100	70.00
068748	0001	04/28/2016	A Central school fees	03 001 1740 0000 000000	400	22.50
068752	0001	04/28/2016	A JH School fees	03 001 1740 0000 000000	200	27.00
068754	0001	04/29/2016	A HS School fees	03 001 1740 0000 000000	100	15.00
068755	0001	04/29/2016	A Summer PE	03 001 1740 0000 080999	100	540.00
068757	0001	04/29/2016	A HS Fees - Pay For It	03 001 1740 0000 000000	100	11.00
068757	0002	04/29/2016	A Central Fees - Pay For It	03 001 1740 0000 000000	400	78.00
068757	0003	04/29/2016	A Jr High Fees - Pay For It	03 001 1740 0000 000000	400	45.00
068757	0004	04/29/2016	A Eastern Fees - Pay For It	03 001 1740 0000 000000	400	210.00
068757	0005	04/29/2016	A Western Fees - Pay For It	03 001 1740 0000 000000	400	0.00
068763	0001	04/29/2016	A Central school fees	03 001 1740 0000 000000	400	28.00
RCPT CODE SUB-TOTAL:						3,883.00
068679	0001	04/13/2016	A Bldg rental	03 001 1810 0000 000000	000	82.50
068721	0001	04/25/2016	A Building rental	03 001 1810 0000 000000	000	436.05
RCPT CODE SUB-TOTAL:						518.55

STATUS (STS) CODES:
 A-RECEIPT B-REFUND OF RECEIPT V-VOID REFUND OF RECEIPT X-REDUCTION OF EXPENDITURE
 C-APPROPRIATION OR BUDGET MODIFICATIONS D-EXPENSE/SUPPLIES DISTRIBUTION F-FUND TO FUND TRANSFER

TRANS NO	ITEM NO	TRANS DATE	STS	DESCRIPTION OR SOURCE	TI	FUND	RCPT	SPCC	SUBJ	OPU	TRANS AMOUNT
068624	0002	04/11/2016	A	Milliron scrap recycling	03	001	1890	0000	000000	000	830.50
068697	0001	04/19/2016	A	Lex Soccer cust reimb	03	001	1890	0000	000000	000	676.87
068697	0002	04/19/2016	A	Jury duty pymt	03	001	1890	0000	000000	000	60.00
068719	0002	04/25/2016	A	Capitol Square foundation	03	001	1890	0000	000000	000	300.00
RCPT CODE SUB-TOTAL:											1,867.37
068622	0001	04/08/2016	A	Opportunity Grant	03	001	3110	0000	000000	000	285,264.83
068622	0002	04/08/2016	A	Targeted Assistance	03	001	3110	0000	000000	000	20,457.09
068622	0003	04/08/2016	A	K-3 Literacy Funding	03	001	3110	0000	000000	000	5,304.14
068622	0005	04/08/2016	A	Limited English Prof Funding	03	001	3110	0000	000000	000	18.70
068622	0006	04/08/2016	A	Gifted Education Funding	03	001	3110	0000	000000	000	5,043.77
068622	0007	04/08/2016	A	Transportation	03	001	3110	0000	000000	000	21,115.41
068622	0008	04/08/2016	A	Special Education Funding	03	001	3110	0000	000000	000	35,326.93
068622	0010	04/08/2016	A	Transitional Aid Guarantee	03	001	3110	0000	000000	000	8,322.31
068622	0011	04/08/2016	A	Preschool Special Educ Funding	03	001	3110	0000	000000	000	18,576.59
068622	0012	04/08/2016	A	Special Educ Transportation	03	001	3110	0000	000000	000	854.32
068622	0019	04/08/2016	A	JV02 FY2015 SFPR Adjustment	03	001	3110	0000	000000	000	1,231.92-
068622	0020	04/08/2016	A	JV03 FY2015 SFPR Adjustment	03	001	3110	0000	000000	000	2,103.50-
068622	0021	04/08/2016	A	JV04 Type IV In Lieu of Trans	03	001	3110	0000	000000	000	2,521.96
068705	0001	04/22/2016	A	Opportunity Grant	03	001	3110	0000	000000	000	286,513.05
068705	0002	04/22/2016	A	Targeted Assistance	03	001	3110	0000	000000	000	20,478.97
068705	0003	04/22/2016	A	K-3 Literacy Funding	03	001	3110	0000	000000	000	5,258.98
068705	0005	04/22/2016	A	Limited English Prof Funding	03	001	3110	0000	000000	000	65.87
068705	0006	04/22/2016	A	Gifted Education Funding	03	001	3110	0000	000000	000	5,046.01
068705	0007	04/22/2016	A	Transportation	03	001	3110	0000	000000	000	21,115.40
068705	0008	04/22/2016	A	Special Education Funding	03	001	3110	0000	000000	000	34,893.43
068705	0010	04/22/2016	A	Transitional Aid Guarantee	03	001	3110	0000	000000	000	7,690.25
068705	0011	04/22/2016	A	Preschool Special Educ Funding	03	001	3110	0000	000000	000	7,074.93
068705	0012	04/22/2016	A	Special Educ Transportation	03	001	3110	0000	000000	000	854.31
068705	0019	04/22/2016	A	JV02 FY2015 SFPR Adjustment	03	001	3110	0000	000000	000	1,231.92-
068705	0020	04/22/2016	A	JV03 FY2015 SFPR Adjustment	03	001	3110	0000	000000	000	2,103.50-
RCPT CODE SUB-TOTAL:											785,126.41
068622	0004	04/08/2016	A	Economic Disadvantaged Funding	03	001	3211	0000	000000	000	2,779.17
068705	0004	04/22/2016	A	Economic Disadvantaged Funding	03	001	3211	0000	000000	000	2,570.38
RCPT CODE SUB-TOTAL:											5,349.55
068622	0009	04/08/2016	A	Career Tech Education Funding	03	001	3219	0000	000000	000	554.29
068705	0009	04/22/2016	A	Career Tech Education Funding	03	001	3219	0000	000000	000	554.29
RCPT CODE SUB-TOTAL:											1,108.58

STATUS (STS) CODES:
 A-RECEIPT B-REFUND OF RECEIPT V-VOID REFUND OF RECEIPT X-REDUCTION OF EXPENDITURE
 C-APPROPRIATION OR BUDGET MODIFICATIONS D-EXPENSE/SUPPLIES DISTRIBUTION F-FUND TO FUND TRANSFER

TRANS NO	ITEM NO	TRANS DATE	STS	DESCRIPTION OR SOURCE	TI	FUND	RCPT	SPCC	SUBJ	OPU	TRANS AMOUNT	
068761	0001	04/28/2016	A	MEDICAID Recd	03	001	3300	0000	000000	000	182.55	
											RCPT CODE SUB-TOTAL:	182.55
											FUND CODE SUB-TOTAL:	2,382,373.57
068623	0003	04/05/2016	A	Permanent Improv Tax - Richlan	03	003	1111	0000	000000	000	25,216.50	
											RCPT CODE SUB-TOTAL:	25,216.50
068623	0006	04/05/2016	A	Pers Prop Tax PI - Richland	03	003	1122	0000	000000	000	14,521.29	
											RCPT CODE SUB-TOTAL:	14,521.29
											FUND CODE SUB-TOTAL:	39,737.79
068773	0006	04/28/2016	A	Richland Bank Apr Interest	03	006	1410	0000	000000	000	3.50	
											RCPT CODE SUB-TOTAL:	3.50
068657	0026	04/08/2016	A	HS Breakfast	03	006	1511	0000	000000	100	187.60	
068657	0027	04/08/2016	A	Jr. Hi Breakfast	03	006	1511	0000	000000	200	32.45	
068657	0028	04/08/2016	A	Eastern Breakfast	03	006	1511	0000	000000	300	110.75	
068657	0029	04/08/2016	A	Central Breakfast	03	006	1511	0000	000000	400	80.50	
068657	0030	04/08/2016	A	Western Breakfast	03	006	1511	0000	000000	500	73.65	
068706	0026	04/15/2016	A	HS Breakfast	03	006	1511	0000	000000	100	192.50	
068706	0027	04/15/2016	A	Jr. Hi Breakfast	03	006	1511	0000	000000	200	26.55	
068706	0028	04/15/2016	A	Eastern Breakfast	03	006	1511	0000	000000	300	87.85	
068706	0029	04/15/2016	A	Central Breakfast	03	006	1511	0000	000000	400	76.60	
068706	0030	04/15/2016	A	Western Breakfast	03	006	1511	0000	000000	500	57.05	
068716	0026	04/22/2016	A	HS Breakfast	03	006	1511	0000	000000	100	200.15	
068716	0027	04/22/2016	A	Jr. Hi Breakfast	03	006	1511	0000	000000	200	35.15	
068716	0028	04/22/2016	A	Eastern Breakfast	03	006	1511	0000	000000	300	85.30	
068716	0029	04/22/2016	A	Central Breakfast	03	006	1511	0000	000000	400	58.50	
068716	0030	04/22/2016	A	Western Breakfast	03	006	1511	0000	000000	500	46.70	
068758	0026	04/29/2016	A	HS Breakfast	03	006	1511	0000	000000	100	178.65	
068758	0027	04/29/2016	A	Jr. Hi Breakfast	03	006	1511	0000	000000	200	33.70	
068758	0028	04/29/2016	A	Eastern Breakfast	03	006	1511	0000	000000	300	78.70	
068758	0029	04/29/2016	A	Central Breakfast	03	006	1511	0000	000000	400	60.10	
068758	0030	04/29/2016	A	Western Breakfast	03	006	1511	0000	000000	500	49.40	
											RCPT CODE SUB-TOTAL:	1,751.85

STATUS (STS) CODES:

A-RECEIPT B-REFUND OF RECEIPT V-VOID REFUND OF RECEIPT X-REDUCTION OF EXPENDITURE
 C-APPROPRIATION OR BUDGET MODIFICATIONS D-EXPENSE/SUPPLIES DISTRIBUTION F-FUND TO FUND TRANSFER

TRANS NO	ITEM NO	TRANS DATE	STS	DESCRIPTION OR SOURCE	TI	FUND	RCPT	SPCC	SUBJ	OPU	TRANS AMOUNT
068657	0001	04/08/2016	A	HS Stu. Type A	03	006	1512	0000	000000	100	3,640.85
068657	0005	04/08/2016	A	HS ROA Stu. Type A	03	006	1512	0000	000000	100	1,215.16-
068657	0006	04/08/2016	A	Jr Hi Stu. Type A	03	006	1512	0000	000000	200	1,614.75
068657	0010	04/08/2016	A	Jr. Hi. ROA Stu Type A	03	006	1512	0000	000000	200	704.69-
068657	0011	04/08/2016	A	Eastern Stu. Type A	03	006	1512	0000	000000	300	1,497.30
068657	0015	04/08/2016	A	Eastern ROA Stu. Type A	03	006	1512	0000	000000	300	662.20-
068657	0016	04/08/2016	A	Central Stu. Type A	03	006	1512	0000	000000	400	1,274.30
068657	0020	04/08/2016	A	Central ROA Stu. Type A	03	006	1512	0000	000000	400	406.75-
068657	0021	04/08/2016	A	Western Stu. Type A	03	006	1512	0000	000000	500	1,097.60
068657	0025	04/08/2016	A	Western ROA Stu. Type A	03	006	1512	0000	000000	500	617.29-
068706	0001	04/15/2016	A	HS Stu. Type A	03	006	1512	0000	000000	100	3,229.60
068706	0005	04/15/2016	A	HS ROA Stu. Type A	03	006	1512	0000	000000	100	1,675.17-
068706	0006	04/15/2016	A	Jr Hi Stu. Type A	03	006	1512	0000	000000	200	1,384.60
068706	0010	04/15/2016	A	Jr. Hi. ROA Stu Type A	03	006	1512	0000	000000	200	764.44-
068706	0011	04/15/2016	A	Eastern Stu. Type A	03	006	1512	0000	000000	300	1,326.70
068706	0015	04/15/2016	A	Eastern ROA Stu. Type A	03	006	1512	0000	000000	300	453.58-
068706	0016	04/15/2016	A	Central Stu. Type A	03	006	1512	0000	000000	400	1,078.60
068706	0020	04/15/2016	A	Central ROA Stu. Type A	03	006	1512	0000	000000	400	637.53-
068706	0021	04/15/2016	A	Western Stu. Type A	03	006	1512	0000	000000	500	890.00
068706	0025	04/15/2016	A	Western ROA Stu. Type A	03	006	1512	0000	000000	500	435.09-
068716	0001	04/22/2016	A	HS Stu. Type A	03	006	1512	0000	000000	100	3,255.10
068716	0005	04/22/2016	A	HS ROA Stu. Type A	03	006	1512	0000	000000	100	873.00-
068716	0006	04/22/2016	A	Jr Hi Stu. Type A	03	006	1512	0000	000000	200	1,349.70
068716	0010	04/22/2016	A	Jr. Hi. ROA Stu Type A	03	006	1512	0000	000000	200	738.10-
068716	0011	04/22/2016	A	Eastern Stu. Type A	03	006	1512	0000	000000	300	1,307.05
068716	0015	04/22/2016	A	Eastern ROA Stu. Type A	03	006	1512	0000	000000	300	732.52-
068716	0016	04/22/2016	A	Central Stu. Type A	03	006	1512	0000	000000	400	1,043.25
068716	0020	04/22/2016	A	Central ROA Stu. Type A	03	006	1512	0000	000000	400	275.50-
068716	0021	04/22/2016	A	Western Stu. Type A	03	006	1512	0000	000000	500	965.45
068716	0025	04/22/2016	A	Western ROA Stu. Type A	03	006	1512	0000	000000	500	404.64-
068756	0001	04/29/2016	A	Returned CK IL West Cafe	03	006	1512	0000	000000	500	25.00-
068757	0006	04/29/2016	A	HS Lunch - Pay For It	03	006	1512	0000	000000	100	4,030.40
068757	0007	04/29/2016	A	Jr High Lunch - Pay For It	03	006	1512	0000	000000	200	2,272.90
068757	0008	04/29/2016	A	Eastern Lunch - Pay For It	03	006	1512	0000	000000	300	2,019.25
068757	0009	04/29/2016	A	Central Lunch - Pay For It	03	006	1512	0000	000000	400	935.75
068757	0010	04/29/2016	A	Western Lunch - Pay For It	03	006	1512	0000	000000	500	1,483.00
068758	0001	04/29/2016	A	HS Stu. Type A	03	006	1512	0000	000000	100	3,158.65
068758	0005	04/29/2016	A	HS ROA Stu. Type A	03	006	1512	0000	000000	100	1,045.85-
068758	0006	04/29/2016	A	Jr Hi Stu. Type A	03	006	1512	0000	000000	200	1,380.70
068758	0010	04/29/2016	A	Jr. Hi. ROA Stu Type A	03	006	1512	0000	000000	200	686.75-
068758	0011	04/29/2016	A	Eastern Stu. Type A	03	006	1512	0000	000000	300	1,322.70
068758	0015	04/29/2016	A	Eastern ROA Stu. Type A	03	006	1512	0000	000000	300	432.52-
068758	0016	04/29/2016	A	Central Stu. Type A	03	006	1512	0000	000000	400	1,006.30
068758	0020	04/29/2016	A	Central ROA Stu. Type A	03	006	1512	0000	000000	400	387.01-

STATUS (STS) CODES:

A-RECEIPT B-REFUND OF RECEIPT V-VOID REFUND OF RECEIPT X-REDUCTION OF EXPENDITURE
 C-APPROPRIATION OR BUDGET MODIFICATIONS D-EXPENSE/SUPPLIES DISTRIBUTION F-FUND TO FUND TRANSFER

TRANS NO	ITEM NO	TRANS DATE	STS	DESCRIPTION OR SOURCE	TI	FUND	RCPT	SPCC	SUBJ	OPU	TRANS AMOUNT
068758	0021	04/29/2016	A	Western Stu. Type A	03	006	1512	0000	000000	500	967.05
068758	0025	04/29/2016	A	Western ROA Stu. Type A	03	006	1512	0000	000000	500	321.40
RCPT CODE SUB-TOTAL:											30,037.36
068657	0003	04/08/2016	A	HS Stu. Ala Carte	03	006	1513	0000	000000	100	2,343.80
068657	0008	04/08/2016	A	Jr. Hi Stu. Ala Carte	03	006	1513	0000	000000	200	575.05
068657	0013	04/08/2016	A	Eastern Stu. Ala Carte	03	006	1513	0000	000000	300	299.75
068657	0018	04/08/2016	A	Central Stu. Ala Carte	03	006	1513	0000	000000	400	176.25
068657	0023	04/08/2016	A	Western Stu. Ala Carte	03	006	1513	0000	000000	500	200.25
068653	0002	04/11/2016	A	HS Lunch Deposit - Parkinson	03	006	1513	0000	000000	100	10.00
068653	0004	04/11/2016	A	HS Lunch Deposit - Wolfe	03	006	1513	0000	000000	100	19.00
068706	0003	04/15/2016	A	HS Stu. Ala Carte	03	006	1513	0000	000000	100	1,818.35
068706	0008	04/15/2016	A	Jr. Hi Stu. Ala Carte	03	006	1513	0000	000000	200	442.89
068706	0013	04/15/2016	A	Eastern Stu. Ala Carte	03	006	1513	0000	000000	300	255.25
068706	0018	04/15/2016	A	Central Stu. Ala Carte	03	006	1513	0000	000000	400	141.00
068706	0023	04/15/2016	A	Western Stu. Ala Carte	03	006	1513	0000	000000	500	154.25
068716	0003	04/22/2016	A	HS Stu. Ala Carte	03	006	1513	0000	000000	100	1,770.55
068716	0008	04/22/2016	A	Jr. Hi Stu. Ala Carte	03	006	1513	0000	000000	200	501.20
068716	0013	04/22/2016	A	Eastern Stu. Ala Carte	03	006	1513	0000	000000	300	267.45
068716	0018	04/22/2016	A	Central Stu. Ala Carte	03	006	1513	0000	000000	400	125.25
068716	0023	04/22/2016	A	Western Stu. Ala Carte	03	006	1513	0000	000000	500	147.00
068731	0002	04/25/2016	A	JH Lunch Deposit - Leah Jackma	03	006	1513	0000	000000	200	31.00
068758	0003	04/29/2016	A	HS Stu. Ala Carte	03	006	1513	0000	000000	100	1,876.55
068758	0008	04/29/2016	A	Jr. Hi Stu. Ala Carte	03	006	1513	0000	000000	200	442.30
068758	0013	04/29/2016	A	Eastern Stu. Ala Carte	03	006	1513	0000	000000	300	285.20
068758	0018	04/29/2016	A	Central Stu. Ala Carte	03	006	1513	0000	000000	400	138.30
068758	0023	04/29/2016	A	Western Stu. Ala Carte	03	006	1513	0000	000000	500	174.25
RCPT CODE SUB-TOTAL:											12,194.89
068657	0002	04/08/2016	A	HS Stu. Milk	03	006	1514	0000	000000	100	37.50
068657	0007	04/08/2016	A	Jr. Hi. Stu Milk	03	006	1514	0000	000000	200	18.50
068657	0012	04/08/2016	A	Eastern Stu. Milk	03	006	1514	0000	000000	300	15.00
068657	0017	04/08/2016	A	Central Stu. Milk	03	006	1514	0000	000000	400	3.50
068657	0022	04/08/2016	A	Western Stu. Milk	03	006	1514	0000	000000	500	31.00
068706	0002	04/15/2016	A	HS Stu. Milk	03	006	1514	0000	000000	100	31.50
068706	0007	04/15/2016	A	Jr. Hi. Stu Milk	03	006	1514	0000	000000	200	14.50
068706	0012	04/15/2016	A	Eastern Stu. Milk	03	006	1514	0000	000000	300	10.50
068706	0017	04/15/2016	A	Central Stu. Milk	03	006	1514	0000	000000	400	6.50
068706	0022	04/15/2016	A	Western Stu. Milk	03	006	1514	0000	000000	500	19.50
068716	0002	04/22/2016	A	HS Stu. Milk	03	006	1514	0000	000000	100	32.00
068716	0007	04/22/2016	A	Jr. Hi. Stu Milk	03	006	1514	0000	000000	200	20.50
068716	0012	04/22/2016	A	Eastern Stu. Milk	03	006	1514	0000	000000	300	7.00

STATUS (STS) CODES:

A-RECEIPT B-REFUND OF RECEIPT V-VOID REFUND OF RECEIPT X-REDUCTION OF EXPENDITURE
 C-APPROPRIATION OR BUDGET MODIFICATIONS D-EXPENSE/SUPPLIES DISTRIBUTION F-FUND TO FUND TRANSFER

TRANS NO	ITEM NO	TRANS DATE	STS DESCRIPTION OR SOURCE	TI	FUND	RCPT	SPCC	SUBJ	OPU	TRANS AMOUNT
068716	0017	04/22/2016	A Central Stu. Milk	03	006	1514	0000	000000	400	10.00
068716	0022	04/22/2016	A Western Stu. Milk	03	006	1514	0000	000000	500	14.50
068758	0002	04/29/2016	A HS Stu. Milk	03	006	1514	0000	000000	100	44.00
068758	0007	04/29/2016	A Jr. Hi. Stu Milk	03	006	1514	0000	000000	200	16.00
068758	0012	04/29/2016	A Eastern Stu. Milk	03	006	1514	0000	000000	300	10.00
068758	0017	04/29/2016	A Central Stu. Milk	03	006	1514	0000	000000	400	4.50
068758	0022	04/29/2016	A Western Stu. Milk	03	006	1514	0000	000000	500	15.50
RCPT CODE SUB-TOTAL:										362.00
068657	0004	04/08/2016	A HS Adult Ala Carte	03	006	1523	0000	000000	100	437.75
068657	0009	04/08/2016	A Jr. Hi Adult Ala Carte	03	006	1523	0000	000000	200	58.25
068657	0014	04/08/2016	A Eastern Adult Ala Carte	03	006	1523	0000	000000	300	94.50
068657	0019	04/08/2016	A Central Adult Ala Carte	03	006	1523	0000	000000	400	59.80
068657	0024	04/08/2016	A Western Adult Ala Carte	03	006	1523	0000	000000	500	16.25
068706	0004	04/15/2016	A HS Adult Ala Carte	03	006	1523	0000	000000	100	402.55
068706	0009	04/15/2016	A Jr. Hi Adult Ala Carte	03	006	1523	0000	000000	200	21.75
068706	0014	04/15/2016	A Eastern Adult Ala Carte	03	006	1523	0000	000000	300	85.35
068706	0019	04/15/2016	A Central Adult Ala Carte	03	006	1523	0000	000000	400	23.25
068706	0024	04/15/2016	A Western Adult Ala Carte	03	006	1523	0000	000000	500	23.55
068716	0004	04/22/2016	A HS Adult Ala Carte	03	006	1523	0000	000000	100	94.95
068716	0009	04/22/2016	A Jr. Hi Adult Ala Carte	03	006	1523	0000	000000	200	23.25
068716	0014	04/22/2016	A Eastern Adult Ala Carte	03	006	1523	0000	000000	300	48.15
068716	0019	04/22/2016	A Central Adult Ala Carte	03	006	1523	0000	000000	400	39.50
068716	0024	04/22/2016	A Western Adult Ala Carte	03	006	1523	0000	000000	500	17.50
068758	0004	04/29/2016	A HS Adult Ala Carte	03	006	1523	0000	000000	100	102.35
068758	0009	04/29/2016	A Jr. Hi Adult Ala Carte	03	006	1523	0000	000000	200	38.00
068758	0014	04/29/2016	A Eastern Adult Ala Carte	03	006	1523	0000	000000	300	59.55
068758	0019	04/29/2016	A Central Adult Ala Carte	03	006	1523	0000	000000	400	22.75
068758	0024	04/29/2016	A Western Adult Ala Carte	03	006	1523	0000	000000	500	17.50
RCPT CODE SUB-TOTAL:										1,686.50
068628	0001	04/01/2016	A Coke Commission Food Service	03	006	1851	0000	000000	000	68.95
RCPT CODE SUB-TOTAL:										68.95
068672	0005	04/11/2016	A Schwan rebate	03	006	1890	0000	000000	000	16.88
068659	0005	04/18/2016	A Schwan's Rebate	03	006	1890	0000	000000	000	6.33
RCPT CODE SUB-TOTAL:										23.21
068704	0001	04/14/2016	A State Lunch Reimb 2016 -Centra	03	006	3200	0000	000000	400	1,063.11
068704	0002	04/14/2016	A State Lunch Reimb 2016- East	03	006	3200	0000	000000	300	1,182.33

STATUS (STS) CODES:

A-RECEIPT B-REFUND OF RECEIPT V-VOID REFUND OF RECEIPT X-REDUCTION OF EXPENDITURE
 C-APPROPRIATION OR BUDGET MODIFICATIONS D-EXPENSE/SUPPLIES DISTRIBUTION F-FUND TO FUND TRANSFER

TRANS NO	ITEM NO	TRANS DATE	STS	DESCRIPTION OR SOURCE	TI	FUND	RCPT	SPCC	SUBJ	DPU	TRANS AMOUNT
068704	0003	04/14/2016	A	State Lunch Reimb 2016- HS	03	006	3200	0000	000000	100	1,182.33
068704	0004	04/14/2016	A	State Lunch Reimb 2016 - JH	03	006	3200	0000	000000	200	1,000.00
068704	0005	04/14/2016	A	State Lunch Reimb 2016 Western	03	006	3200	0000	000000	500	1,000.00
RCPT CODE SUB-TOTAL:											5,427.77
068662	0001	04/19/2016	A	Federal Reimb Lunch High	03	006	4120	0000	000000	100	7,679.10
068662	0002	04/19/2016	A	Federal Reimb Lunch Jr High	03	006	4120	0000	000000	200	4,848.16
068662	0003	04/19/2016	A	Federal Reimb Lunch Central	03	006	4120	0000	000000	400	6,414.64
068662	0004	04/19/2016	A	Federal Reimb Lunch East	03	006	4120	0000	000000	300	6,122.59
068662	0005	04/19/2016	A	Federal Reimb Lunch Western	03	006	4120	0000	000000	500	4,244.55
068662	0006	04/19/2016	A	Fed Reimb Breakfast - High	03	006	4120	0000	000000	100	861.08
068662	0007	04/19/2016	A	Federal Reimb Breakfast - Jr H	03	006	4120	0000	000000	200	382.78
068662	0008	04/19/2016	A	Federal Reimb Break - Central	03	006	4120	0000	000000	400	931.66
068662	0009	04/19/2016	A	Federal Reimb Break - East	03	006	4120	0000	000000	300	1,383.26
068662	0010	04/19/2016	A	Federal Reimb Break - Western	03	006	4120	0000	000000	500	1,124.20
068662	0011	04/19/2016	A	Federal Reimb Special Milk	03	006	4120	1280	000000	500	60.89
RCPT CODE SUB-TOTAL:											34,052.91
FUND CODE SUB-TOTAL:											85,608.94
068768	0005	04/28/2016	A	Richland Bank Apr Interest	03	007	1410	9100	000000	000	5.33-
068773	0005	04/28/2016	A	Richland Bank Apr Interest	03	007	1410	9100	000000	000	5.30
068766	0005	04/29/2016	A	Richland Bank Apr Interest	03	007	1410	9100	000000	000	5.33
RCPT CODE SUB-TOTAL:											5.30
FUND CODE SUB-TOTAL:											5.30
068768	0003	04/28/2016	A	Richland Bank Apr Interest	03	007	1410	9800	000000	000	3.91-
068773	0003	04/28/2016	A	Richland Bank Apr Interest	03	007	1410	9800	000000	000	3.89
068766	0003	04/29/2016	A	Richland Bank Apr Interest	03	007	1410	9800	000000	000	3.91
RCPT CODE SUB-TOTAL:											3.89
FUND CODE SUB-TOTAL:											3.89
068768	0004	04/28/2016	A	Richland Bank Apr Interest	03	007	1410	9801	000000	000	0.58-
068773	0004	04/28/2016	A	Richland Bank Apr Interest	03	007	1410	9801	000000	000	0.57
068766	0004	04/29/2016	A	Richland Bank Apr Interest	03	007	1410	9801	000000	000	0.58

STATUS (STS) CODES:

A-RECEIPT B-REFUND OF RECEIPT V-VOID REFUND OF RECEIPT X-REDUCTION OF EXPENDITURE
 C-APPROPRIATION OR BUDGET MODIFICATIONS D-EXPENSE/SUPPLIES DISTRIBUTION F-FUND TO FUND TRANSFER

TRANS NO	ITEM NO	TRANS DATE	STS	DESCRIPTION OR SOURCE	TI	FUND	RCPT	SPCC	SUBJ	OPU	TRANS AMOUNT
RCPT CODE SUB-TOTAL:											0.57
FUND CODE SUB-TOTAL:											0.57
068647	0001	04/06/2016	A	Cuyahoga vending	03	018	1690	9100	000000	000	24.53
068670	0001	04/11/2016	A	HS Vending Commission	03	018	1690	9100	000000	000	32.07
RCPT CODE SUB-TOTAL:											56.60
FUND CODE SUB-TOTAL:											56.60
068678	0002	04/13/2016	A	JH Fees princ acct	03	018	1620	9200	000000	000	68.00
068685	0002	04/15/2016	A	JH fees princ acct	03	018	1620	9200	000000	000	50.16
068709	0002	04/20/2016	A	JH fees princ acct	03	018	1620	9200	000000	000	42.00
068713	0002	04/22/2016	A	JH fees princ acct	03	018	1620	9200	000000	000	28.00
068752	0002	04/28/2016	A	JH School Fees princ acct	03	018	1620	9200	000000	000	56.00
068753	0001	04/29/2016	A	JH School fees princ acct	03	018	1620	9200	000000	000	14.00
RCPT CODE SUB-TOTAL:											258.16
068628	0002	04/01/2016	A	Coke Commission Jr High	03	018	1690	9200	000000	000	6.77
068632	0001	04/01/2016	A	Cavalier Grant - Univ of Mich	03	018	1690	9200	000000	000	750.00
RCPT CODE SUB-TOTAL:											756.77
FUND CODE SUB-TOTAL:											1,014.93
068628	0004	04/01/2016	A	Coke Commission East	03	018	1690	9300	000000	000	32.43
068674	0001	04/11/2016	A	Promotion money	03	018	1690	9300	000000	000	557.00
068695	0001	04/19/2016	A	Money for promotion	03	018	1690	9300	000000	000	429.00
068726	0001	04/26/2016	A	6th gr promotion	03	018	1690	9300	000000	000	657.00
RCPT CODE SUB-TOTAL:											1,675.43
FUND CODE SUB-TOTAL:											1,675.43
068693	0001	04/19/2016	A	AEP Grant for Math Counts	03	018	1690	9302	000000	000	260.00
RCPT CODE SUB-TOTAL:											260.00
FUND CODE SUB-TOTAL:											260.00

STATUS (STS) CODES:

A-RECEIPT B-REFUND OF RECEIPT V-VOID REFUND OF RECEIPT X-REDUCTION OF EXPENDITURE
 C-APPROPRIATION OR BUDGET MODIFICATIONS D-EXPENSE/SUPPLIES DISTRIBUTION F-FUND TO FUND TRANSFER

TRANS NO	ITEM NO	TRANS DATE	STS DESCRIPTION OR SOURCE	TI	FUND	RCPT	SPCC	SUBJ	OPU	TRANS AMOUNT
068629	0002	04/01/2016	A Central fees princ acct	03	018	1630	9400	000000	000	2.00
068635	0001	04/04/2016	A 1st Gr fieldtrip	03	018	1630	9400	000000	000	44.00
068642	0002	04/05/2016	A 1st gr fieldtrip	03	018	1630	9400	000000	000	28.00
068650	0001	04/07/2016	A School fees & 1st gr fieldtrip	03	018	1630	9400	000000	000	116.00
068668	0001	04/08/2016	A Central fees & field trip mone	03	018	1630	9400	000000	000	20.00
068671	0001	04/11/2016	A Central fees & field trip mone	03	018	1630	9400	000000	000	20.00
068676	0001	04/12/2016	A Central field trip money	03	018	1630	9400	000000	000	12.00
068677	0002	04/13/2016	A Centrl school fees princ	03	018	1630	9400	000000	000	16.00
068681	0001	04/14/2016	A Field trip money	03	018	1630	9400	000000	000	12.00
068682	0001	04/15/2016	A Field trip money	03	018	1630	9400	000000	000	8.00
068707	0001	04/19/2016	A Field trip money	03	018	1630	9400	000000	000	28.00
068710	0002	04/20/2016	A Central fees princ acct	03	018	1630	9400	000000	000	6.00
068711	0001	04/21/2016	A Field trip money	03	018	1630	9400	000000	000	12.00
068712	0002	04/22/2016	A Central fees princ acct	03	018	1630	9400	000000	000	4.00
068723	0001	04/26/2016	A Field trip money	03	018	1630	9400	000000	000	4.00
068732	0001	04/27/2016	A Field trip money	03	018	1630	9400	000000	000	4.00
068763	0002	04/29/2016	A Central fees princ acct	03	018	1630	9400	000000	000	2.00
068763	0003	04/29/2016	A 1st gr fieldtrip	03	018	1630	9400	000000	000	4.00
068763	0004	04/29/2016	A Boxtop revenue	03	018	1630	9400	000000	000	434.90
RCPT CODE SUB-TOTAL:										776.90
FUND CODE SUB-TOTAL:										776.90
068723	0002	04/26/2016	A Lost library book	03	018	1890	9401	000000	000	4.00
RCPT CODE SUB-TOTAL:										4.00
FUND CODE SUB-TOTAL:										4.00
068625	0002	04/01/2016	A Western fees princ acct	03	018	1630	9500	000000	000	10.00
068626	0001	04/01/2016	A 1st Gr Program CD sales	03	018	1630	9500	000000	000	75.00
068633	0001	04/04/2016	A 1st Gr Program CD sales	03	018	1630	9500	000000	000	30.00
068638	0001	04/05/2016	A 1st Gr Program CD sales	03	018	1630	9500	000000	000	10.00
068640	0002	04/05/2016	A Western fees princ acct	03	018	1630	9500	000000	000	10.00
068646	0002	04/06/2016	A Western fees princ	03	018	1630	9500	000000	000	11.00
068648	0001	04/06/2016	A Denim Day	03	018	1630	9500	000000	000	78.00
068708	0001	04/20/2016	A Manuella family donations	03	018	1630	9500	000000	000	208.00
068717	0001	04/25/2016	A 1st Gr Program CD	03	018	1630	9500	000000	000	5.00
RCPT CODE SUB-TOTAL:										437.00

STATUS (STS) CODES:

A-RECEIPT B-REFUND OF RECEIPT V-VOID REFUND OF RECEIPT X-REDUCTION OF EXPENDITURE
 C-APPROPRIATION OR BUDGET MODIFICATIONS D-EXPENSE/SUPPLIES DISTRIBUTION F-FUND TO FUND TRANSFER

TRANS NO	ITEM NO	TRANS DATE	STS	DESCRIPTION OR SOURCE	TI	FUND	RCPT	SPCC	SUBJ	OPU	TRANS AMOUNT
068628	0003	04/01/2016	A	Coke Commission Wester	03	018	1690	9500	000000	000	11.29
RCPT CODE SUB-TOTAL:											11.29
FUND CODE SUB-TOTAL:											448.29
068672	0003	04/11/2016	A	PTO Recycling-Central	03	019	1890	9121	000000	000	11.54
068659	0003	04/18/2016	A	PTO Recycling-Central	03	019	1890	9121	000000	000	8.89
RCPT CODE SUB-TOTAL:											20.43
FUND CODE SUB-TOTAL:											20.43
068672	0001	04/11/2016	A	PTO Recycling-Eastern	03	019	1890	9122	000000	000	11.54
068659	0001	04/18/2016	A	PTO Recycling-Eastern	03	019	1890	9122	000000	000	8.88
RCPT CODE SUB-TOTAL:											20.42
FUND CODE SUB-TOTAL:											20.42
068672	0002	04/11/2016	A	PTO Recycling-Western	03	019	1890	9123	000000	000	11.55
068659	0002	04/18/2016	A	PTO Recycling-Western	03	019	1890	9123	000000	000	8.88
RCPT CODE SUB-TOTAL:											20.43
FUND CODE SUB-TOTAL:											20.43
068656	0001	04/08/2016	A	Africentric presale	03	022	1615	9601	000000	000	350.00
068702	0001	04/20/2016	A	Student Help Bb Tourn	03	022	1615	9601	000000	000	375.00-
068702	0003	04/20/2016	A	BB Tourn Program Sales	03	022	1615	9601	000000	000	591.00-
RCPT CODE SUB-TOTAL:											616.00-
FUND CODE SUB-TOTAL:											616.00-
068768	0002	04/28/2016	A	Richland Bank Apr Int. 024	03	024	1410	0000	000000	000	210.32-
068773	0002	04/28/2016	A	Richland Bank Apr Int. 024	03	024	1410	0000	000000	000	210.32
068766	0002	04/29/2016	A	Richland Bank Apr Int. 024	03	024	1410	0000	000000	000	210.32
RCPT CODE SUB-TOTAL:											210.32

STATUS (STS) CODES:

A-RECEIPT B-REFUND OF RECEIPT V-VOID REFUND OF RECEIPT X-REDUCTION OF EXPENDITURE
 C-APPROPRIATION OR BUDGET MODIFICATIONS D-EXPENSE/SUPPLIES DISTRIBUTION F-FUND TO FUND TRANSFER

TRANS NO	ITEM NO	TRANS DATE	STS DESCRIPTION OR SOURCE	TI FUND RCPT SPCC SUBJ OPU	TRANS AMOUNT
068636	0001	04/05/2016	A Heck Mar Ins	03 024 1872 0000 000000 000	1,657.03
068699	0001	04/25/2016	A Employees' Premiums Apr	03 024 1872 0000 000000 000	49,967.79
068700	0001	04/25/2016	A Board's Premiums Apr	03 024 1872 0000 000000 000	283,253.96
068751	0001	04/28/2016	A Hensel Apr Ins premium	03 024 1872 0000 000000 000	1,673.20
068775	0001	04/29/2016	A Lantz premium reduction	03 024 1872 0000 000000 000	8.08
068776	0001	04/29/2016	A Hensel Apr Ins premium	03 024 1872 0000 000000 000	1,673.20-
068777	0001	04/29/2016	A Hensel Apr Ins premium	03 024 1872 0000 000000 000	1,657.03
RCPT CODE SUB-TOTAL:					336,543.89
FUND CODE SUB-TOTAL:					336,754.21
068759	0001	04/19/2016	A Spring Play	03 200 1690 9102 000000 000	359.00
068760	0001	04/25/2016	A Spring Play	03 200 1690 9102 000000 000	12,565.00
RCPT CODE SUB-TOTAL:					12,924.00
FUND CODE SUB-TOTAL:					12,924.00
068624	0001	04/11/2016	A Milliron scrap recycling	03 200 1690 9108 000000 000	830.50-
RCPT CODE SUB-TOTAL:					830.50-
FUND CODE SUB-TOTAL:					830.50-
068643	0001	04/05/2016	A Yearbook Ad sales	03 200 1690 9119 000000 000	75.00
RCPT CODE SUB-TOTAL:					75.00
FUND CODE SUB-TOTAL:					75.00
068631	0001	04/01/2016	A PE Vending	03 300 1620 9206 000000 000	270.00
068750	0001	04/28/2016	A JH PE Vending	03 300 1620 9206 000000 000	200.00
RCPT CODE SUB-TOTAL:					470.00
FUND CODE SUB-TOTAL:					470.00
068660	0001	04/18/2016	B swim invite share	03 300 1610 9600 000000 709	881.90-

STATUS (STS) CODES:
 A-RECEIPT B-REFUND OF RECEIPT V-VOID REFUND OF RECEIPT X-REDUCTION OF EXPENDITURE
 C-APPROPRIATION OR BUDGET MODIFICATIONS D-EXPENSE/SUPPLIES DISTRIBUTION F-FUND TO FUND TRANSFER

TRANS NO	ITEM NO	TRANS DATE	STS	DESCRIPTION OR SOURCE	TI	FUND	RCPT	SPCC	SUBJ	OPU	TRANS AMOUNT
068764	0001	04/29/2016	A	2016 Track invitational	03	300	1610	9600	000000	712	805.00
RCPT CODE SUB-TOTAL:											76.90-
068641	0001	04/05/2016	A	Track uniform reimb	03	300	1690	9600	000000	000	30.00
068655	0001	04/08/2016	A	2015/16 Sponsorship	03	300	1690	9600	000000	000	4,000.00
068683	0001	04/15/2016	A	2015/16 Advertising	03	300	1690	9600	000000	000	80.00
068661	0001	04/18/2016	A	Spirit Wear Refund Credit	03	300	1690	9600	000000	000	1,423.00
068688	0001	04/19/2016	A	2015/16 Program Adv	03	300	1690	9600	000000	000	80.00
068690	0001	04/19/2016	A	spring sports poster adv	03	300	1690	9600	000000	000	100.00
068702	0002	04/20/2016	A	Student Help BB Tourn	03	300	1690	9600	000000	000	375.00
068702	0004	04/20/2016	A	BB tourn Program Sales	03	300	1690	9600	000000	000	591.00
068718	0001	04/25/2016	A	Swimming Training Trip Reimb	03	300	1690	9600	000000	000	110.00
068722	0001	04/25/2016	A	2016 Boy BB Share - Galion	03	300	1690	9600	000000	000	4,460.96
068729	0001	04/25/2016	A	2016 Boy BB Share - Galion	03	300	1690	9600	000000	000	4,460.96-
068733	0001	04/29/2016	B	SPIRIT WEAR REFUND	03	300	1690	9600	000000	000	256.00-
068734	0001	04/29/2016	B	SPIRIT WEAR REFUND	03	300	1690	9600	000000	000	48.00-
068735	0001	04/29/2016	B	SPIRIT WEAR REFUND	03	300	1690	9600	000000	000	51.00-
068736	0001	04/29/2016	B	SPIRIT WEAR REFUND	03	300	1690	9600	000000	000	77.00-
068737	0001	04/29/2016	B	SPIRIT WEAR REFUND	03	300	1690	9600	000000	000	48.00-
068738	0001	04/29/2016	B	SPIRIT WEAR REFUND	03	300	1690	9600	000000	000	122.00-
068739	0001	04/29/2016	B	SPIRIT WEAR REFUND	03	300	1690	9600	000000	000	60.00-
068740	0001	04/29/2016	B	SPIRIT WEAR REFUND	03	300	1690	9600	000000	000	75.00-
068741	0001	04/29/2016	B	SPIRIT WEAR REFUND	03	300	1690	9600	000000	000	283.00-
068742	0001	04/29/2016	B	SPIRIT WEAR REFUND	03	300	1690	9600	000000	000	109.00-
068743	0001	04/29/2016	B	SPIRIT WEAR REFUND	03	300	1690	9600	000000	000	167.00-
068744	0001	04/29/2016	B	SPIRIT WEAR REFUND	03	300	1690	9600	000000	000	78.00-
068745	0001	04/29/2016	B	SPIRIT WEAR REFUND	03	300	1690	9600	000000	000	49.00-
RCPT CODE SUB-TOTAL:											5,366.00
068630	0001	04/01/2016	A	Lex Track Invite entry fee	03	300	1890	9600	000000	712	170.00
068644	0001	04/05/2016	A	Boys BB Tourn share	03	300	1890	9600	000000	707	1,131.36
068654	0001	04/08/2016	A	Lex Track Invite entry fee	03	300	1890	9600	000000	712	170.00
068658	0001	04/12/2016	B	2016 TRACK INVITE ENTRY REFUND	03	300	1890	9600	000000	712	170.00-
068686	0001	04/15/2016	A	Swim Team Training trip reim	03	300	1890	9600	000000	709	330.00
068667	0001	04/19/2016	B	TRACK ENTRY FEE REFUND	03	300	1890	9600	000000	712	170.00-
068691	0001	04/19/2016	A	Boys Tennis Invite entry fee	03	300	1890	9600	000000	711	120.00
068692	0001	04/19/2016	A	Track Invite entry fee	03	300	1890	9600	000000	712	170.00
068720	0001	04/25/2016	A	2016 Track Invite Entry fee	03	300	1890	9600	000000	712	340.00
068730	0001	04/25/2016	A	2016 Boy BB Share - Galion	03	300	1890	9600	000000	707	4,460.96
068767	0001	04/28/2016	A	2016 Track Invite Entry fee	03	300	1890	9600	000000	712	170.00
068765	0001	04/29/2016	A	2016 Track invite program sales	03	300	1890	9600	000000	712	63.00
RCPT CODE SUB-TOTAL:											6,785.32

STATUS (STS) CODES:

A-RECEIPT B-REFUND OF RECEIPT V-VOID REFUND OF RECEIPT X-REDUCTION OF EXPENDITURE
 C-APPROPRIATION OR BUDGET MODIFICATIONS D-EXPENSE/SUPPLIES DISTRIBUTION F-FUND TO FUND TRANSFER

TRANS NO	ITEM NO	TRANS DATE	STS	DESCRIPTION OR SOURCE	TI	FUND	RCPT	SFCC	SUBJ	OPU	TRANS AMOUNT	
068774	0001	04/29/2016	A	Void Stale O/S Checks from Ath	03	300	5300	9600	000000	000	50.00-	
											RCPT CODE SUB-TOTAL:	50.00-
											FUND CODE SUB-TOTAL:	12,024.42
068621	0001	04/06/2016	A	IDEA-B Revenue	03	516	4220	9016	000000	000	51,954.29	
068771	0001	04/29/2016	A	IDEA-B Revenue	03	516	4220	9016	000000	000	40,837.03	
											RCPT CODE SUB-TOTAL:	92,791.32
											FUND CODE SUB-TOTAL:	92,791.32
068769	0001	04/29/2016	A	Title I Revenue	03	572	4220	9016	000000	000	15,408.48	
											RCPT CODE SUB-TOTAL:	15,408.48
											FUND CODE SUB-TOTAL:	15,408.48
068772	0001	04/29/2016	A	IDEA ECSE Revenue	03	587	4220	9016	000000	000	67.07	
											RCPT CODE SUB-TOTAL:	67.07
											FUND CODE SUB-TOTAL:	67.07
068770	0001	04/29/2016	A	Title II-A Revenue	03	590	4220	9016	000000	000	4,177.59	
											RCPT CODE SUB-TOTAL:	4,177.59
											FUND CODE SUB-TOTAL:	4,177.59
											GRAND TOTAL:	2,985,273.08

STATUS (STS) CODES:
 A-RECEIPT B-REFUND OF RECEIPT V-VOID REFUND OF RECEIPT X-REDUCTION OF EXPENDITURE
 C-APPROPRIATION OR BUDGET MODIFICATIONS D-EXPENSE/SUPPLIES DISTRIBUTION F-FUND TO FUND TRANSFER

	FYTD Receivable	FYTD Actual Receipts	MTD Actual Receipts	YTD Actual Receipts	FYTD Balance Receivable	FYTD Percent Received
*****TOTAL FOR FUND-SCC 001 0000 (GENERAL FUND):	23,000,239.00	20,692,629.62	2,382,373.57	9,711,608.69	2,307,609.38	89.97
*****TOTAL FOR FUND-SCC 001 9412 (GENERAL BUDGET RESERVE SET-ASIDE-1%/BWC):	0.00	0.00	0.00	0.00	0.00	0.00
*****TOTAL FOR FUND-SCC 001 9800 (FINGERPRINT PAYMENT CLEARING ACCOUNT):	0.00	0.00	0.00	0.00	0.00	0.00
*****TOTAL FOR FUND-SCC 002 0000 (BOND RETIREMENT FUND):	0.00	0.00	0.00	0.00	0.00	0.00
*****TOTAL FOR FUND-SCC 003 0000 (PERMANENT IMPROVEMENT FUND):	902,623.00	841,514.98	39,737.79	334,185.98	61,108.02	93.23
*****TOTAL FOR FUND-SCC 006 0000 (FOOD SERVICE FUND):	742,648.00	615,238.37	85,608.94	340,218.11	127,409.63	82.84
*****TOTAL FOR FUND-SCC 007 9003 (FRAN & WARREN RUPP SCHOLARSHIP):	0.00	0.00	0.00	0.00	0.00	0.00
*****TOTAL FOR FUND-SCC 007 9100 (LEXINGTON MINUTEMEN ACADEMIC SCHOLARSHIP FUND):	0.00	18,462.78	5.30	16,462.78	18,462.78	0.00
*****TOTAL FOR FUND-SCC 007 9800 (TERRY McCANNON SCHOLARSHIP FUND):	519.00	21.92	3.89	9.62	497.08	4.22
*****TOTAL FOR FUND-SCC 007 9801 (MINUTEMAN ALUMNI SCHOLARSHIP FUND):	103.00	3.23	0.57	1.41	99.77	3.14

*** NOTE!! ONLY ACTIVE ACCOUNTS HAVE BEEN SELECTED, TOTALS MAY EXCLUDE AMOUNTS THAT ARE RELATED TO INACTIVE ACCOUNTS. ***

	FYTD Receivable	FYTD Actual Receipts	MTD Actual Receipts	YTD Actual Receipts	FYTD Balance Receivable	FYTD Percent Received
*****TOTAL FOR FUND-SCC 007 9999 (LEXINGTON SCHOOLS TRUST FUND):	0.00	0.00	0.00	0.00	0.00	0.00
*****TOTAL FOR FUND-SCC 018 9100 (HIGH SCHOOL PRINCIPAL'S FUND):	14,996.00	9,755.47	56.60	7,062.39	5,240.53	65.05
*****TOTAL FOR FUND-SCC 018 9200 (JUNIOR HIGH PRINCIPAL'S FUND):	9,154.00	5,631.19	1,014.93	1,257.54	3,522.81	61.52
*****TOTAL FOR FUND-SCC 018 9300 (EASTERN PRINCIPAL'S FUND):	4,146.00	3,735.02	1,675.43	3,572.73	410.98	90.09
*****TOTAL FOR FUND-SCC 018 9301 (EASTERN ELEMENTARY BOOKFAIR/BOXTOPS FUND):	7,035.00	0.00	0.00	0.00	7,035.00	0.00
*****TOTAL FOR FUND-SCC 018 9302 (EASTERN ELEMENTARY MATH):	0.00	1,241.16	260.00	260.00	1,241.16	0.00
*****TOTAL FOR FUND-SCC 018 9400 (CENTRAL PRINCIPAL'S FUND):	3,114.00	4,010.93	776.90	1,868.03	896.93	128.80
*****TOTAL FOR FUND-SCC 018 9401 (CENTRAL ELEMENTARY BOOKFAIR FUND):	5,659.00	3,892.57	4.00	686.90	1,766.43	68.79
*****TOTAL FOR FUND-SCC 018 9402 (CENTRAL ELEMENTARY ART):	2,164.00	7.00	0.00	7.00	2,157.00	0.32
*****TOTAL FOR FUND-SCC 018 9500 (WESTERN PRINCIPAL'S FUND):	6,933.00	5,754.83	448.29	2,299.47	1,178.17	83.01

*** NOTE!! ONLY ACTIVE ACCOUNTS HAVE BEEN SELECTED, TOTALS MAY EXCLUDE AMOUNTS THAT ARE RELATED TO INACTIVE ACCOUNTS. ***

LEXINGTON LOCAL SCHOOLS
 Revenue Account Summary
 SORTED BY FUND-SCC/ACCT

	FYTD Receivable	FYTD Actual Receipts	MTD Actual Receipts	YTD Actual Receipts	FYTD Balance Receivable	FYTD Percent Received
*****TOTAL FOR FUND-SCC 018 9501 (WESTERN ELEMENTARY BOOKFAIR/BOXTOPS FUND):	8,220.00	5,563.02	0.00	2,407.00	2,656.98	67.68
*****TOTAL FOR FUND-SCC 018 9502 (HIGH SCHOOL ACADEMIC BOOSTERS FUND):	0.00	0.00	0.00	0.00	0.00	0.00
*****TOTAL FOR FUND-SCC 018 9503 (WESTERN ELEMENTARY ART):	1,542.00	0.00	0.00	0.00	1,542.00	0.00
*****TOTAL FOR FUND-SCC 018 9602 (JUNIOR HIGH ACADEMIC BOOSTERS FUND):	0.00	0.00	0.00	0.00	0.00	0.00
*****TOTAL FOR FUND-SCC 018 9901 (JUNIOR HIGH TEACHER ADVISORY FUND):	0.00	0.00	0.00	0.00	0.00	0.00
*****TOTAL FOR FUND-SCC 019 9001 (ACADEMIC BOOSTERS GRANTS):	0.00	0.00	0.00	0.00	0.00	0.00
*****TOTAL FOR FUND-SCC 019 9121 (CENTRAL ELEMENTARY PTO GRANTS):	3,217.00	1,717.16	20.43	121.22	1,499.84	53.38
*****TOTAL FOR FUND-SCC 019 9122 (EASTERN ELEMENTARY PTO GRANTS):	3,217.00	1,717.14	20.42	121.20	1,499.86	53.38
*****TOTAL FOR FUND-SCC 019 9123 (WESTERN ELEMENTARY PTO GRANTS):	3,217.00	1,717.19	20.43	121.23	1,499.81	53.38
*****TOTAL FOR FUND-SCC 019 9200 (RICHLAND COUNTY FOUNDATION GRANT PLAYGROUND):	0.00	0.00	0.00	0.00	0.00	0.00

*** NOTE!! ONLY ACTIVE ACCOUNTS HAVE BEEN SELECTED, TOTALS MAY EXCLUDE AMOUNTS THAT ARE RELATED TO INACTIVE ACCOUNTS. ***

	FYTD Receivable	FYTD Actual Receipts	MTD Actual Receipts	YTD Actual Receipts	FYTD Balance Receivable	FYTD Percent Received
*****TOTAL FOR FUND-SCC 019 9201 (RICHLAND COUNTY FOUNDATION GRANT CENTRAL PRID):	0.00	0.00	0.00	0.00	0.00	0.00
*****TOTAL FOR FUND-SCC 019 9202 (RICHLAND COUNTY FOUNDATION GRANT-HENSEL FY15):	0.00	0.00	0.00	0.00	0.00	0.00
*****TOTAL FOR FUND-SCC 019 9204 (RICHLAND COUNTY FOUNDATION GRANT-PELPHREY 15):	0.00	0.00	0.00	0.00	0.00	0.00
*****TOTAL FOR FUND-SCC 019 9205 (RICHLAND CO FOUNDATION GRANT-STAINED GLASS 16):	1,351.00	1,351.00	0.00	0.00	0.00	100.00
*****TOTAL FOR FUND-SCC 019 9206 (RICHLAND CO FOUNDATION GRANT-SEASONAL SCIE 16):	890.54	890.54	0.00	0.00	0.00	100.00
*****TOTAL FOR FUND-SCC 019 9207 (RICHLAND CO FOUNDATION-SCORE COMMON CORE 16):	1,104.56	1,104.56	0.00	0.00	0.00	100.00
*****TOTAL FOR FUND-SCC 019 9303 (OHIO POWER GRANT (BERRY)):	0.00	0.00	0.00	0.00	0.00	0.00
*****TOTAL FOR FUND-SCC 019 9500 (DOLLAR GENERAL LIT FOUND - YOUTH LIT FY16):	4,000.00	4,000.00	0.00	0.00	0.00	100.00
*****TOTAL FOR FUND-SCC 019 9616 (WALMART TEACHER OF THE YEAR-DANIELLE SAVAGE):	0.00	0.00	0.00	0.00	0.00	0.00
*****TOTAL FOR FUND-SCC 022 9601 (OHSAA TOURNAMENT AGENCY FUND):	46,568.00	34,289.99	616.00-	29,249.15	12,278.01	73.63

*** NOTE!! ONLY ACTIVE ACCOUNTS HAVE BEEN SELECTED, TOTALS MAY EXCLUDE AMOUNTS THAT ARE RELATED TO INACTIVE ACCOUNTS. ***

	FYTD Receivable	FYTD Actual Receipts	MTD Actual Receipts	YTD Actual Receipts	FYTD Balance Receivable	FYTD Percent Received
*****TOTAL FOR FUND-SCC 024 0000 (EMPLOYEE BENEFITS FUND FOR MEDICAL/DENTAL):	3,421,986.00	2,905,264.08	336,754.21	1,352,881.90	516,721.92	84.90
*****TOTAL FOR FUND-SCC 200 9101 (HIGH SCHOOL ART CLUB):	0.00	0.00	0.00	0.00	0.00	0.00
*****TOTAL FOR FUND-SCC 200 9102 (HIGH SCHOOL DRAMA CLUB):	1,519.00	13,844.00	12,924.00	13,844.00	12,325.00-	911.39
*****TOTAL FOR FUND-SCC 200 9103 (HIGH SCHOOL MATH CLUB):	0.00	0.00	0.00	0.00	0.00	0.00
*****TOTAL FOR FUND-SCC 200 9104 (HIGH SCHOOL LEADERSHIP COUNCIL):	400.00	0.00	0.00	0.00	400.00	0.00
*****TOTAL FOR FUND-SCC 200 9105 (HIGH SCHOOL FRENCH CLUB):	165.00	165.00	0.00	0.00	0.00	100.00
*****TOTAL FOR FUND-SCC 200 9107 (HIGH SCHOOL SPANISH CLUB):	665.00	1,040.00	0.00	0.00	375.00-	156.39
*****TOTAL FOR FUND-SCC 200 9108 (HIGH SCHOOL LEO CLUB):	2,918.00	805.82	830.50-	53.64	2,112.18	27.62
*****TOTAL FOR FUND-SCC 200 9114 (HIGH SCHOOL STUDENT COUNCIL FUND):	660.00	785.20	0.00	0.00	125.20-	118.97
*****TOTAL FOR FUND-SCC 200 9115 (HIGH SCHOOL KEY CLUB):	915.00	712.06	0.00	252.06	202.94	77.82

*** NOTE!! ONLY ACTIVE ACCOUNTS HAVE BEEN SELECTED, TOTALS MAY EXCLUDE AMOUNTS THAT ARE RELATED TO INACTIVE ACCOUNTS. ***

LEXINGTON LOCAL SCHOOLS
 Revenue Account Summary
 SORTED BY FUND-SCC/ACCT

	FYTD Receivable	FYTD Actual Receipts	MTD Actual Receipts	YTD Actual Receipts	FYTD Balance Receivable	FYTD Percent Received
*****TOTAL FOR FUND-SCC 200 9116 (HIGH SCHOOL CHESS CLUB):	205.00	40.00	0.00	0.00	165.00	19.51
*****TOTAL FOR FUND-SCC 200 9119 (HIGH SCHOOL YEARBOOK FUND):	14,485.00	12,070.00	75.00	4,340.00	2,415.00	83.33
*****TOTAL FOR FUND-SCC 200 9120 (HIGH SCHOOL JOURNALISM FUND):	0.00	0.00	0.00	0.00	0.00	0.00
*****TOTAL FOR FUND-SCC 200 9121 (HIGH SCHOOL NATIONAL HONOR SOCIETY):	900.00	352.00	0.00	52.00	548.00	39.11
*****TOTAL FOR FUND-SCC 200 9160 (HIGH SCHOOL GERMAN CLUB):	0.00	0.00	0.00	0.00	0.00	0.00
*****TOTAL FOR FUND-SCC 200 9201 (JUNIOR HIGH ART CLUB):	135.00	0.00	0.00	0.00	135.00	0.00
*****TOTAL FOR FUND-SCC 200 9204 (JUNIOR HIGH STUDENT COUNCIL FUND):	1,415.00	878.00	0.00	374.00	537.00	62.05
*****TOTAL FOR FUND-SCC 200 9205 (JUNIOR HIGH LIBRARY CLUB):	0.00	0.00	0.00	0.00	0.00	0.00
*****TOTAL FOR FUND-SCC 200 9301 (EASTERN ELEMENTARY STUDENT ACTIVITY FUND):	1,235.00	1,441.97	0.00	517.23	206.97	116.76
*****TOTAL FOR FUND-SCC 200 9401 (CENTRAL ELEMENTARY STUDENT ACTIVITY FUND):	0.00	0.00	0.00	0.00	0.00	0.00

*** NOTE!! ONLY ACTIVE ACCOUNTS HAVE BEEN SELECTED, TOTALS MAY EXCLUDE AMOUNTS THAT ARE RELATED TO INACTIVE ACCOUNTS. ***

	FYTD Receivable	FYTD Actual Receipts	MTD Actual Receipts	YTD Actual Receipts	FYTD Balance Receivable	FYTD Percent Received
*****TOTAL FOR FUND-SCC 200 9611 (HIGH SCHOOL INFORMED TEENS FUND):	418.00	9.72	0.00	9.72	408.28	2.33
*****TOTAL FOR FUND-SCC 200 9612 (JUNIOR HIGH INFORMED TEENS FUND):	0.00	7.26	0.00	7.26	7.26-	0.00
*****TOTAL FOR FUND-SCC 300 9015 (NETWORK CONNECTIVITY FY9015):	0.00	0.00	0.00	0.00	0.00	0.00
*****TOTAL FOR FUND-SCC 300 9106 (HIGH SCHOOL INTRAMURALS):	0.00	0.00	0.00	0.00	0.00	0.00
*****TOTAL FOR FUND-SCC 300 9115 (JAZZ BAND):	920.00	1,337.00	0.00	1,337.00	417.00-	145.33
*****TOTAL FOR FUND-SCC 300 9116 (CHOIR):	1,500.00	100.00	0.00	0.00	1,400.00	6.67
*****TOTAL FOR FUND-SCC 300 9206 (JUNIOR HIGH PHYS ED DEPARTMENT FUND):	2,463.00	2,964.00	470.00	1,364.00	501.00-	120.34
*****TOTAL FOR FUND-SCC 300 9210 (JR HIGH INSTRUMENTAL):	0.00	0.00	0.00	0.00	0.00	0.00
*****TOTAL FOR FUND-SCC 300 9600 (ATHLETIC FUND):	215,500.00	210,954.10	12,024.42	48,937.43	4,545.90	97.89
*****TOTAL FOR FUND-SCC 300 9601 (ATHLETIC TOURNAMENT FUND):	0.00	0.00	0.00	0.00	0.00	0.00

*** NOTE!! ONLY ACTIVE ACCOUNTS HAVE BEEN SELECTED, TOTALS MAY EXCLUDE AMOUNTS THAT ARE RELATED TO INACTIVE ACCOUNTS. ***

	FYTD Receivable	FYTD Actual Receipts	MTD Actual Receipts	YTD Actual Receipts	FYTD Balance Receivable	FYTD Percent Received
*****TOTAL FOR FUND-SCC 300 9602 (ORCHESTRA):	0.00	0.00	0.00	0.00	0.00	0.00
*****TOTAL FOR FUND-SCC 300 9603 (ELEMENTARY MUSIC):	194.00	0.00	0.00	0.00	194.00	0.00
*****TOTAL FOR FUND-SCC 300 9605 (BAND):	0.00	0.00	0.00	0.00	0.00	0.00
*****TOTAL FOR FUND-SCC 451 9013 (NETWORK CONNECTIVITY - FY 2013):	0.00	0.00	0.00	0.00	0.00	0.00
*****TOTAL FOR FUND-SCC 451 9015 (Network Connectivity FY 2015):	0.00	0.00	0.00	0.00	0.00	0.00
*****TOTAL FOR FUND-SCC 451 9016 (Network Connectivity FY 2016):	9,000.00	9,000.00	0.00	4,500.00	0.00	100.00
*****TOTAL FOR FUND-SCC 506 9012 (RACE TO THE TOP GRANT FY12):	0.00	0.00	0.00	0.00	0.00	0.00
*****TOTAL FOR FUND-SCC 506 9013 (RACE TO THE TOP GRANT FY13):	0.00	0.00	0.00	0.00	0.00	0.00
*****TOTAL FOR FUND-SCC 506 9014 (RACE TO THE TOP GRANT FY14):	0.00	0.00	0.00	0.00	0.00	0.00
*****TOTAL FOR FUND-SCC 506 9015 (RACE TO THE TOP GRANT FY15):	0.00	0.00	0.00	0.00	0.00	0.00

*** NOTE!! ONLY ACTIVE ACCOUNTS HAVE BEEN SELECTED, TOTALS MAY EXCLUDE AMOUNTS THAT ARE RELATED TO INACTIVE ACCOUNTS. ***

	FYTD Receivable	FYTD Actual Receipts	MTD Actual Receipts	YTD Actual Receipts	FYTD Balance Receivable	FYTD Percent Received
*****TOTAL FOR FUND-SCC 506 9913 (OHIO RESIDENT EDUCATOR PROGRAM):	0.00	0.00	0.00	0.00	0.00	0.00
*****TOTAL FOR FUND-SCC 506 9914 (OHIO RESIDENT EDUCATOR PROGRAM):	0.00	0.00	0.00	0.00	0.00	0.00
*****TOTAL FOR FUND-SCC 516 9013 (IDEA-B SPECIAL EDUCATION FY13):	0.00	0.00	0.00	0.00	0.00	0.00
*****TOTAL FOR FUND-SCC 516 9014 (IDEA-B SPECIAL EDUCATION FY14):	0.00	0.00	0.00	0.00	0.00	0.00
*****TOTAL FOR FUND-SCC 516 9015 (IDEA-B SPECIAL EDUCATION FY15):	92,058.76	38,160.00	0.00	0.00	53,898.76	41.45
*****TOTAL FOR FUND-SCC 516 9016 (IDEA-B SPECIAL EDUCATION FY16):	408,082.85	342,690.77	92,791.32	170,228.39	65,392.08	83.98
*****TOTAL FOR FUND-SCC 551 9013 (TITLE III LEP FY13):	0.00	0.00	0.00	0.00	0.00	0.00
*****TOTAL FOR FUND-SCC 572 9013 (TITLE I TARGETED ASSISTANCE FY13):	0.00	0.00	0.00	0.00	0.00	0.00
*****TOTAL FOR FUND-SCC 572 9014 (TITLE I FY14):	0.00	0.00	0.00	0.00	0.00	0.00
*****TOTAL FOR FUND-SCC 572 9015 (TITLE I FY15):	146,573.83	30,979.76	0.00	0.00	115,594.07	21.14

*** NOTE!! ONLY ACTIVE ACCOUNTS HAVE BEEN SELECTED, TOTALS MAY EXCLUDE AMOUNTS THAT ARE RELATED TO INACTIVE ACCOUNTS. ***

	FYTD Receivable	FYTD Actual Receipts	MTD Actual Receipts	YTD Actual Receipts	FYTD Balance Receivable	FYTD Percent Received
*****TOTAL FOR FUND-SCC 572 9016 (TITLE I FY16):	272,217.63	169,543.80	15,408.48	85,559.22	102,673.83	62.28
*****TOTAL FOR FUND-SCC 587 9015 (EARLY CHILDHOOD SPECIAL EDUCATION IDEA FY15):	0.00	0.00	0.00	0.00	0.00	0.00
*****TOTAL FOR FUND-SCC 587 9016 (EARLY CHILDHOOD SPECIAL EDUCATION IDEA FY16):	2,459.81	1,333.65	67.07	1,333.65	1,126.16	54.22
*****TOTAL FOR FUND-SCC 590 9013 (TITLE II-A IMPROVING TEACHER QUALITY FY13):	0.00	0.00	0.00	0.00	0.00	0.00
*****TOTAL FOR FUND-SCC 590 9014 (TITLE II-A IMPROVING TEACHER QUALITY FY14):	0.00	0.00	0.00	0.00	0.00	0.00
*****TOTAL FOR FUND-SCC 590 9015 (TITLE II-A IMPROVING TEACHER QUALITY FY15):	0.00	0.00	0.00	0.00	0.00	0.00
*****TOTAL FOR FUND-SCC 590 9016 (TITLE II-A IMPROVING TEACHER QUALITY FY16):	41,775.83	41,775.83	4,177.59	19,581.70	0.00	100.00
*****TOTAL FOR FUND-SCC 599 9013 (NATIONAL SCHOOL LUNCH EXPANSION GRANT FY13):	0.00	0.00	0.00	0.00	0.00	0.00
*****TOTAL FOR FUND-SCC 599 9015 (CHILD NUTRITION - TEAM NUTRITION GRANT):	1,200.00	1,200.00	0.00	0.00	0.00	100.00
*****GRAND TOTALS:	29,414,626.81	26,041,703.69	2,985,273.08	12,156,693.65	3,372,923.12	88.53

*** NOTE!! ONLY ACTIVE ACCOUNTS HAVE BEEN SELECTED, TOTALS MAY EXCLUDE AMOUNTS THAT ARE RELATED TO INACTIVE ACCOUNTS. ***

LEXINGTON LOCAL SCHOOLS
 Appropriation Account Summary
 SORTED BY FUND-SEC

FYTD Appropriated	Prior FY Carryover Encumbrances	FYTD Expendable	FYTD Actual Expenditures	MTD Actual Expenditures	Current + Future Encumbrances	FYTD Remaining Balance	FYTD Percent Exp/Enc
*****TOTAL FOR FUND-SEC 001 0000 (GENERAL FUND):							
22,574,750.00	111,294.13	22,686,044.13	17,497,061.22	1,840,007.43	627,574.75	4,561,408.16	79.89
*****TOTAL FOR FUND-SEC 001 9412 (GENERAL BUDGET RESERVE SET-ASIDE-1Z/BMC):							
0.00	0.00	0.00	0.00	0.00	0.00	0.00	0.00
*****TOTAL FOR FUND-SEC 001 9800 (FINGERPRINT PAYMENT CLEARING ACCOUNT):							
0.00	0.00	0.00	0.00	0.00	0.00	0.00	0.00
*****TOTAL FOR FUND-SEC 002 0000 (BOND RETIREMENT FUND):							
0.00	0.00	0.00	0.00	0.00	0.00	0.00	0.00
*****TOTAL FOR FUND-SEC 003 0000 (PERMANENT IMPROVEMENT FUND):							
963,440.00	130.00	963,570.00	889,629.96	6,276.87	7,591.02	66,349.02	93.11
*****TOTAL FOR FUND-SEC 006 0000 (FOOD SERVICE FUND):							
746,354.85	0.00	746,354.85	606,733.59	61,351.52	55,791.53	83,829.73	88.77
*****TOTAL FOR FUND-SEC 007 9003 (FRAN & WARREN RUPP SCHOLARSHIP):							
0.00	0.00	0.00	0.00	0.00	0.00	0.00	0.00
*****TOTAL FOR FUND-SEC 007 9100 (LEXINGTON MINUTEMEN ACADEMIC SCHOLARSHIP FUND):							
0.00	0.00	0.00	0.00	0.00	0.00	0.00	0.00
*****TOTAL FOR FUND-SEC 007 9800 (TERRY McCAMMON SCHOLARSHIP FUND):							
1,500.00	0.00	1,500.00	0.00	0.00	0.00	1,500.00	0.00
*****TOTAL FOR FUND-SEC 007 9801 (MINUTEMAN ALUMNI SCHOLARSHIP FUND):							
1,500.00	0.00	1,500.00	0.00	0.00	0.00	1,500.00	0.00

*** NOTE!! ONLY ACTIVE ACCOUNTS HAVE BEEN SELECTED, TOTALS MAY EXCLUDE AMOUNTS THAT ARE RELATED TO INACTIVE ACCOUNTS. ***

LEXINGTON LOCAL SCHOOLS
 Appropriation Account Summary
 SORTED BY FUND-SCC

FYTD Appropriated	Prior FY Carryover Encumbrances	FYTD Expendable	FYTD Actual Expenditures	MTD Actual Expenditures	Current + Future Encumbrances	FYTD Remaining Balance	FYTD Percent Exp/Enc
*****TOTAL FOR FUND-SCC 007 9999 (LEXINGTON SCHOOLS TRUST FUND):							
0.00	0.00	0.00	0.00	0.00	0.00	0.00	0.00
*****TOTAL FOR FUND-SCC 018 9100 (HIGH SCHOOL PRINCIPAL'S FUND):							
16,500.00	0.00	16,500.00	3,755.14	0.00	340.00	12,404.86	24.82
*****TOTAL FOR FUND-SCC 018 9200 (JUNIOR HIGH PRINCIPAL'S FUND):							
8,300.00	280.00	8,580.00	1,905.75	410.42	4,786.60	1,887.65	78.00
*****TOTAL FOR FUND-SCC 018 9300 (EASTERN PRINCIPAL'S FUND):							
9,000.00	441.70	9,441.70	2,861.00	245.73	2,878.29	3,702.41	60.79
*****TOTAL FOR FUND-SCC 018 9301 (EASTERN ELEMENTARY BOOKFAIR/BOXTOPS FUND):							
5,500.00	0.00	5,500.00	0.00	0.00	4,000.00	1,500.00	72.73
*****TOTAL FOR FUND-SCC 018 9302 (EASTERN ELEMENTARY MATH):							
1,200.00	0.00	1,200.00	0.00	0.00	60.00	1,140.00	5.00
*****TOTAL FOR FUND-SCC 018 9400 (CENTRAL PRINCIPAL'S FUND):							
4,500.00	140.00	4,640.00	2,554.66	539.64	28.12	2,057.22	55.66
*****TOTAL FOR FUND-SCC 018 9401 (CENTRAL ELEMENTARY BOOKFAIR FUND):							
6,000.00	0.00	6,000.00	5,321.10	0.00	0.00	678.90	88.69
*****TOTAL FOR FUND-SCC 018 9402 (CENTRAL ELEMENTARY ART):							
2,800.00	0.00	2,800.00	0.00	0.00	0.00	2,800.00	0.00
*****TOTAL FOR FUND-SCC 018 9500 (WESTERN PRINCIPAL'S FUND):							
8,500.00	0.00	8,500.00	2,723.42	492.78	2,128.57	3,648.01	57.08

*** NOTE!! ONLY ACTIVE ACCOUNTS HAVE BEEN SELECTED, TOTALS MAY EXCLUDE AMOUNTS THAT ARE RELATED TO INACTIVE ACCOUNTS. ***

LEXINGTON LOCAL SCHOOLS
 Appropriation Account Summary
 SORTED BY FUND-SCC

FYTD Appropriated	Prior FY Carryover Encumbrances	FYTD Expendable	FYTD Actual Expenditures	MTD Actual Expenditures	Current + Future Encumbrances	FYTD Remaining Balance	FYTD Percent Exp/Enc
*****TOTAL FOR FUND-SCC 018 9501 (WESTERN ELEMENTARY BOOKFAIR/BOXTOPS FUND):							
8,400.00	0.00	8,400.00	4,519.55	0.00	3,600.00	280.45	96.66
*****TOTAL FOR FUND-SCC 018 9502 (HIGH SCHOOL ACADEMIC BOOSTERS FUND):							
0.00	0.00	0.00	0.00	0.00	0.00	0.00	0.00
*****TOTAL FOR FUND-SCC 018 9503 (WESTERN ELEMENTARY ART):							
1,140.00	0.00	1,140.00	0.00	0.00	0.00	1,140.00	0.00
*****TOTAL FOR FUND-SCC 018 9602 (JUNIOR HIGH ACADEMIC BOOSTERS FUND):							
0.00	0.00	0.00	0.00	0.00	0.00	0.00	0.00
*****TOTAL FOR FUND-SCC 018 9901 (JUNIOR HIGH TEACHER ADVISORY FUND):							
109.25	0.00	109.25	0.00	0.00	0.00	109.25	0.00
*****TOTAL FOR FUND-SCC 019 9001 (ACADEMIC BOOSTERS GRANTS):							
1,768.54	0.00	1,768.54	500.00	0.00	500.00	768.54	56.54
*****TOTAL FOR FUND-SCC 019 9121 (CENTRAL ELEMENTARY PTO GRANTS):							
4,000.00	122.90	4,122.90	1,861.58	288.70	538.06	1,723.26	58.20
*****TOTAL FOR FUND-SCC 019 9122 (EASTERN ELEMENTARY PTO GRANTS):							
4,500.00	416.00	4,916.00	4,333.68	0.00	183.64	398.68	91.89
*****TOTAL FOR FUND-SCC 019 9123 (WESTERN ELEMENTARY PTO GRANTS):							
4,500.00	0.00	4,500.00	2,127.33	0.00	0.00	2,372.67	47.27
*****TOTAL FOR FUND-SCC 019 9200 (RICHLAND COUNTY FOUNDATION GRANT PLAYGROUND):							
1,932.00	0.00	1,932.00	0.00	0.00	0.00	1,932.00	0.00

*** NOTE!! ONLY ACTIVE ACCOUNTS HAVE BEEN SELECTED, TOTALS MAY EXCLUDE AMOUNTS THAT ARE RELATED TO INACTIVE ACCOUNTS. ***

LEXINGTON LOCAL SCHOOLS
 Appropriation Account Summary
 SORTED BY FUND-SCC

FYTD Appropriated	Prior FY Carryover Encumbrances	FYTD Expendable	FYTD Actual Expenditures	MTD Actual Expenditures	Current + Future Encumbrances	FYTD Remaining Balance	FYTD Percent Exp/Enc
*****TOTAL FOR FUND-SCC 019 9201 (RICHLAND COUNTY FOUNDATION GRANT CENTRAL PRID):							
0.00	0.00	0.00	0.00	0.00	0.00	0.00	0.00
*****TOTAL FOR FUND-SCC 019 9202 (RICHLAND COUNTY FOUNDATION GRANT-HENSEL FY15):							
113.55	0.00	113.55	0.00	0.00	0.00	113.55	0.00
*****TOTAL FOR FUND-SCC 019 9204 (RICHLAND COUNTY FOUNDATION GRANT-PELPHREY 15):							
0.42	0.00	0.42	0.00	0.00	0.00	0.42	0.00
*****TOTAL FOR FUND-SCC 019 9205 (RICHLAND CO FOUNDATION GRANT-STAINED GLASS 16):							
1,351.00	0.00	1,351.00	1,300.00	0.00	51.00	0.00	100.00
*****TOTAL FOR FUND-SCC 019 9206 (RICHLAND CO FOUNDATION GRANT-SEASONAL SCIE 16):							
890.54	0.00	890.54	849.17	604.25	0.00	41.37	95.35
*****TOTAL FOR FUND-SCC 019 9207 (RICHLAND CO FOUNDATION-SCORE COMMON CORE 16):							
1,104.56	0.00	1,104.56	885.38	0.00	0.00	219.18	80.16
*****TOTAL FOR FUND-SCC 019 9303 (OHIO POWER GRANT (BERRY)):							
0.00	0.00	0.00	0.00	0.00	0.00	0.00	0.00
*****TOTAL FOR FUND-SCC 019 9500 (DOLLAR GENERAL LIT FOUND - YOUTH LIT FY16):							
4,000.00	0.00	4,000.00	2,775.66	0.00	0.00	1,224.34	69.39
*****TOTAL FOR FUND-SCC 019 9616 (WALMART TEACHER OF THE YEAR-DANIELLE SAVAGE):							
0.00	0.00	0.00	0.00	0.00	0.00	0.00	0.00
*****TOTAL FOR FUND-SCC 022 9601 (OHSAA TOURNAMENT AGENCY FUND):							
46,500.00	12,721.75	59,221.75	33,906.80	0.00	45,000.00	19,685.05	133.24

*** NOTE!! ONLY ACTIVE ACCOUNTS HAVE BEEN SELECTED, TOTALS MAY EXCLUDE AMOUNTS THAT ARE RELATED TO INACTIVE ACCOUNTS. ***

LEXINGTON LOCAL SCHOOLS
 Appropriation Account Summary
 SORTED BY FUND-SCC

FYTD Appropriated	Prior FY Carryover Encumbrances	FYTD Expendable	FYTD Actual Expenditures	MTD Actual Expenditures	Current + Future Encumbrances	FYTD Remaining Balance	FYTD Percent Exp/Enc
*****TOTAL FOR FUND-SCC 024 0000 (EMPLOYEE BENEFITS FUND FOR MEDICAL/DENTAL):							
4,001,692.00	0.00	4,001,692.00	2,733,939.93	382,138.94	43,324.86	1,224,427.21	69.40
*****TOTAL FOR FUND-SCC 200 9101 (HIGH SCHOOL ART CLUB):							
93.00	0.00	93.00	0.00	0.00	0.00	93.00	0.00
*****TOTAL FOR FUND-SCC 200 9102 (HIGH SCHOOL DRAMA CLUB):							
6,753.00	0.00	6,753.00	1,570.10	0.00	250.00	4,932.90	26.95
*****TOTAL FOR FUND-SCC 200 9103 (HIGH SCHOOL MATH CLUB):							
0.00	0.00	0.00	0.00	0.00	0.00	0.00	0.00
*****TOTAL FOR FUND-SCC 200 9104 (HIGH SCHOOL LEADERSHIP COUNCIL):							
740.00	0.00	740.00	0.00	0.00	345.79	394.21	46.73
*****TOTAL FOR FUND-SCC 200 9105 (HIGH SCHOOL FRENCH CLUB):							
287.00	0.00	287.00	155.40	0.00	0.00	131.60	54.15
*****TOTAL FOR FUND-SCC 200 9107 (HIGH SCHOOL SPANISH CLUB):							
1,075.00	0.00	1,075.00	707.16	63.76	0.00	367.84	65.78
*****TOTAL FOR FUND-SCC 200 9108 (HIGH SCHOOL LEO CLUB):							
3,360.00	100.00	3,460.00	986.26	96.00	2,473.74	0.00	100.00
*****TOTAL FOR FUND-SCC 200 9114 (HIGH SCHOOL STUDENT COUNCIL FUND):							
1,500.00	0.00	1,500.00	961.17	0.00	188.83	350.00	76.67
*****TOTAL FOR FUND-SCC 200 9115 (HIGH SCHOOL KEY CLUB):							
2,200.00	0.00	2,200.00	156.75	0.00	0.00	2,043.25	7.13

*** NOTE!! ONLY ACTIVE ACCOUNTS HAVE BEEN SELECTED, TOTALS MAY EXCLUDE AMOUNTS THAT ARE RELATED TO INACTIVE ACCOUNTS. ***

LEXINGTON LOCAL SCHOOLS
 Appropriation Account Summary
 SORTED BY FUND-SCC

FYTD Appropriated	Prior FY Carryover Encumbrances	FYTD Expendable	FYTD Actual Expenditures	MTD Actual Expenditures	Current + Future Encumbrances	FYTD Remaining Balance	FYTD Percent Exp/Enc
*****TOTAL FOR FUND-SCC 200 9116 (HIGH SCHOOL CHESS CLUB):							
285.00	125.00	410.00	25.00	0.00	100.00	285.00	30.49
*****TOTAL FOR FUND-SCC 200 9119 (HIGH SCHOOL YEARBOOK FUND):							
22,760.00	7,620.14	30,380.14	14,131.16	0.00	16,100.00	148.98	99.51
*****TOTAL FOR FUND-SCC 200 9120 (HIGH SCHOOL JOURNALISM FUND):							
0.00	0.00	0.00	0.00	0.00	0.00	0.00	0.00
*****TOTAL FOR FUND-SCC 200 9121 (HIGH SCHOOL NATIONAL HONOR SOCIETY):							
2,500.00	321.75	2,821.75	2,480.54	0.00	0.00	341.21	87.91
*****TOTAL FOR FUND-SCC 200 9160 (HIGH SCHOOL GERMAN CLUB):							
45.00	0.00	45.00	0.00	0.00	0.00	45.00	0.00
*****TOTAL FOR FUND-SCC 200 9201 (JUNIOR HIGH ART CLUB):							
245.00	0.00	245.00	0.00	0.00	0.00	245.00	0.00
*****TOTAL FOR FUND-SCC 200 9204 (JUNIOR HIGH STUDENT COUNCIL FUND):							
1,610.00	0.00	1,610.00	1,007.11	150.00	459.18	143.71	91.07
*****TOTAL FOR FUND-SCC 200 9205 (JUNIOR HIGH LIBRARY CLUB):							
0.00	0.00	0.00	0.00	0.00	0.00	0.00	0.00
*****TOTAL FOR FUND-SCC 200 9301 (EASTERN ELEMENTARY STUDENT ACTIVITY FUND):							
1,600.00	0.00	1,600.00	1,465.00	0.00	134.45	0.55	99.97
*****TOTAL FOR FUND-SCC 200 9401 (CENTRAL ELEMENTARY STUDENT ACTIVITY FUND):							
0.00	0.00	0.00	0.00	0.00	0.00	0.00	0.00

*** NOTE!! ONLY ACTIVE ACCOUNTS HAVE BEEN SELECTED, TOTALS MAY EXCLUDE AMOUNTS THAT ARE RELATED TO INACTIVE ACCOUNTS. ***

LEXINGTON LOCAL SCHOOLS
 Appropriation Account Summary
 SORTED BY FUND-SCC

FYTD Appropriated	Prior FY Carryover Encumbrances	FYTD Expendable	FYTD Actual Expenditures	MTD Actual Expenditures	Current + Future Encumbrances	FYTD Remaining Balance	FYTD Percent Exp/Enc
*****TOTAL FOR FUND-SCC 200 9611 (HIGH SCHOOL INFORMED TEENS FUND):							
1,200.00	0.00	1,200.00	0.00	0.00	0.00	1,200.00	0.00
*****TOTAL FOR FUND-SCC 200 9612 (JUNIOR HIGH INFORMED TEENS FUND):							
48.62	0.00	48.62	35.71	0.00	0.00	12.91	73.45
*****TOTAL FOR FUND-SCC 300 9106 (HIGH SCHOOL INTRAMURALS):							
0.00	0.00	0.00	0.00	0.00	0.00	0.00	0.00
*****TOTAL FOR FUND-SCC 300 9115 (JAZZ BAND):							
1,500.00	0.00	1,500.00	1,096.13	0.00	0.00	403.87	73.08
*****TOTAL FOR FUND-SCC 300 9116 (CHOIR):							
1,500.00	0.00	1,500.00	85.16	0.00	0.00	1,414.84	5.68
*****TOTAL FOR FUND-SCC 300 9206 (JUNIOR HIGH PHYS ED DEPARTMENT FUND):							
3,600.00	0.00	3,600.00	2,569.79	0.00	471.63	558.58	84.48
*****TOTAL FOR FUND-SCC 300 9210 (JR HIGH INSTRUMENTAL):							
0.00	0.00	0.00	0.00	0.00	0.00	0.00	0.00
*****TOTAL FOR FUND-SCC 300 9600 (ATHLETIC FUND):							
204,000.00	0.00	204,000.00	191,335.93	13,721.98	14,142.51	1,478.44	100.72
*****TOTAL FOR FUND-SCC 300 9601 (ATHLETIC TOURNAMENT FUND):							
0.00	0.00	0.00	0.00	0.00	0.00	0.00	0.00
*****TOTAL FOR FUND-SCC 300 9602 (ORCHESTRA):							
63.00	0.00	63.00	0.00	0.00	0.00	63.00	0.00

*** NOTE!! ONLY ACTIVE ACCOUNTS HAVE BEEN SELECTED, TOTALS MAY EXCLUDE AMOUNTS THAT ARE RELATED TO INACTIVE ACCOUNTS. ***

LEXINGTON LOCAL SCHOOLS
 Appropriation Account Summary
 SORTED BY FUND-SCC

FYTD Appropriated	Prior FY Carryover Encumbrances	FYTD Expendable	FYTD Actual Expenditures	MTD Actual Expenditures	Current + Future Encumbrances	FYTD Remaining Balance	FYTD Percent Exp/Enc
*****TOTAL FOR FUND-SCC 300 9603 (ELEMENTARY MUSIC):							
1,300.00	0.00	1,300.00	0.00	0.00	0.00	1,300.00	0.00
*****TOTAL FOR FUND-SCC 300 9605 (BAND):							
230.00	0.00	230.00	0.00	0.00	0.00	230.00	0.00
*****TOTAL FOR FUND-SCC 451 9013 (NETWORK CONNECTIVITY - FY 2013):							
0.00	0.00	0.00	0.00	0.00	0.00	0.00	0.00
*****TOTAL FOR FUND-SCC 451 9015 (Network Connectivity FY 2015):							
0.00	0.00	0.00	0.00	0.00	0.00	0.00	0.00
*****TOTAL FOR FUND-SCC 451 9016 (Network Connectivity FY 2016):							
9,000.00	0.00	9,000.00	9,000.00	0.00	0.00	0.00	100.00
*****TOTAL FOR FUND-SCC 499 9101 (STATE GRANT 2001 READING IMPROV. INCENT-CENTRA):							
634.91	0.00	634.91	634.91	0.00	0.00	0.00	100.00
*****TOTAL FOR FUND-SCC 506 9012 (RACE TO THE TOP GRANT FY12):							
0.00	0.00	0.00	0.00	0.00	0.00	0.00	0.00
*****TOTAL FOR FUND-SCC 506 9013 (RACE TO THE TOP GRANT FY13):							
0.00	0.00	0.00	0.00	0.00	0.00	0.00	0.00
*****TOTAL FOR FUND-SCC 506 9014 (RACE TO THE TOP GRANT FY14):							
0.00	0.00	0.00	0.00	0.00	0.00	0.00	0.00
*****TOTAL FOR FUND-SCC 506 9015 (RACE TO THE TOP GRANT FY15):							
0.00	0.00	0.00	0.00	0.00	0.00	0.00	0.00

*** NOTE!! ONLY ACTIVE ACCOUNTS HAVE BEEN SELECTED, TOTALS MAY EXCLUDE AMOUNTS THAT ARE RELATED TO INACTIVE ACCOUNTS. ***

LEXINGTON LOCAL SCHOOLS
 Appropriation Account Summary
 SORTED BY FUND-SCC

FYTD Appropriated	Prior FY Carryover Encumbrances	FYTD Expendable	FYTD Actual Expenditures	MTD Actual Expenditures	Current + Future Encumbrances	FYTD Remaining Balance	FYTD Percent Exp/Enc
*****TOTAL FOR FUND-SCC 506 9913 (OHIO RESIDENT EDUCATOR PROGRAM):							
0.00	0.00	0.00	0.00	0.00	0.00	0.00	0.00
*****TOTAL FOR FUND-SCC 506 9914 (OHIO RESIDENT EDUCATOR PROGRAM):							
0.00	0.00	0.00	0.00	0.00	0.00	0.00	0.00
*****TOTAL FOR FUND-SCC 516 9013 (IDEA-B SPECIAL EDUCATION FY13):							
0.00	0.00	0.00	0.00	0.00	0.00	0.00	0.00
*****TOTAL FOR FUND-SCC 516 9014 (IDEA-B SPECIAL EDUCATION FY14):							
0.00	0.00	0.00	0.00	0.00	0.00	0.00	0.00
*****TOTAL FOR FUND-SCC 516 9015 (IDEA-B SPECIAL EDUCATION FY15):							
38,252.77	0.00	38,252.77	38,252.77	0.00	0.00	0.00	100.00
*****TOTAL FOR FUND-SCC 516 9016 (IDEA-B SPECIAL EDUCATION FY16):							
461,981.61	0.00	461,981.61	348,647.25	25,787.45	53,250.14	60,084.22	86.99
*****TOTAL FOR FUND-SCC 551 9013 (TITLE III LEP FY13):							
0.00	0.00	0.00	0.00	0.00	0.00	0.00	0.00
*****TOTAL FOR FUND-SCC 572 9013 (TITLE I TARGETED ASSISTANCE FY13):							
0.00	0.00	0.00	0.00	0.00	0.00	0.00	0.00
*****TOTAL FOR FUND-SCC 572 9014 (TITLE I FY14):							
0.00	0.00	0.00	0.00	0.00	0.00	0.00	0.00
*****TOTAL FOR FUND-SCC 572 9015 (TITLE I FY15):							
38,740.75	830.37	39,571.12	39,571.12	0.00	0.00	0.00	100.00

*** NOTE!! ONLY ACTIVE ACCOUNTS HAVE BEEN SELECTED, TOTALS MAY EXCLUDE AMOUNTS THAT ARE RELATED TO INACTIVE ACCOUNTS. ***

LEXINGTON LOCAL SCHOOLS
 Appropriation Account Summary
 SORTED BY FUND-SCC

FYTD Appropriated	Prior FY Carryover Encumbrances	FYTD Expendable	FYTD Actual Expenditures	MTD Actual Expenditures	Current + Future Encumbrances	FYTD Remaining Balance	FYTD Percent Exp/Enc
*****TOTAL FOR FUND-SCC 572 9016 (TITLE I FY16):							
387,811.70	0.00	387,811.70	174,522.54	20,387.22	4,500.00	208,789.16	46.16
*****TOTAL FOR FUND-SCC 587 9015 (EARLY CHILDHOOD SPECIAL EDUCATION IDEA FY15):							
9.85	1,825.58	1,835.43	1,835.43	0.00	0.00	0.00	100.00
*****TOTAL FOR FUND-SCC 587 9016 (EARLY CHILDHOOD SPECIAL EDUCATION IDEA FY16):							
2,459.81	0.00	2,459.81	1,386.53	82.83	138.78	934.50	62.01
*****TOTAL FOR FUND-SCC 590 9013 (TITLE II-A IMPROVING TEACHER QUALITY FY13):							
0.00	0.00	0.00	0.00	0.00	0.00	0.00	0.00
*****TOTAL FOR FUND-SCC 590 9014 (TITLE II-A IMPROVING TEACHER QUALITY FY14):							
0.00	0.00	0.00	0.00	0.00	0.00	0.00	0.00
*****TOTAL FOR FUND-SCC 590 9015 (TITLE II-A IMPROVING TEACHER QUALITY FY15):							
0.00	0.00	0.00	0.00	0.00	0.00	0.00	0.00
*****TOTAL FOR FUND-SCC 590 9016 (TITLE II-A IMPROVING TEACHER QUALITY FY16):							
41,775.83	0.00	41,775.83	41,775.83	1,442.64	0.00	0.00	100.00
*****TOTAL FOR FUND-SCC 599 9013 (NATIONAL SCHOOL LUNCH EXPANSION GRANT FY13):							
0.00	0.00	0.00	0.00	0.00	0.00	0.00	0.00
*****TOTAL FOR FUND-SCC 599 9015 (CHILD NUTRITION - TEAM NUTRITION GRANT):							
1,200.00	0.00	1,200.00	1,200.00	0.00	0.00	0.00	100.00
*****GRAND TOTALS:							
29,672,208.56	136,369.32	29,808,577.88	22,675,139.67	2,354,088.16	890,931.49	6,242,506.72	79.06

*** NOTE!! ONLY ACTIVE ACCOUNTS HAVE BEEN SELECTED, TOTALS MAY EXCLUDE AMOUNTS THAT ARE RELATED TO INACTIVE ACCOUNTS. ***