


LEXINGTON LOCAL SCHOOLS



FINANCIAL REPORT
FOR THE PERIOD ENDING
MARCH 31, 2016

PREPARED BY
JASON WHITESEL, TREASURER

DATE: 04/01/2016
TIME: 13:54

LEXINGTON LOCAL SCHOOLS
CASH RECONCILIATION AS OF 03/31/2016

PAGE: 1
(USAEMSED)

	SUB-TOTALS	TOTALS
	-----	-----
Gross Depository Balances:		
RICHLAND BANK MMA 5719	\$ 3,012,512.95	
RICHLAND BANK SWEEP ACCT 3520	2,708,205.66	
RICHLAND BANK GENERAL ACCT 0580	300,765.25	
RICHLAND BANK ANTHEM SWEEP 3523	828,676.91	
RICHLAND BANK EE BENEFITS 3180	0.00	
RICHLAND BANK PAYROLL ACCT 9780	23,590.80	
RICHLAND BANK ATHLETIC ACCT 3280	7,056.85	

Total Depository Balances (Gross)		\$ 6,880,808.42
Adjustments to Bank Balance:		
Cash in Transit to Bank	\$ 2,876.55	
Outstanding Checks	169,093.14-	
Adjustments	0.00	

Total Adjustments to Bank Balance		166,216.59-
Investments:		
Treasury Bonds and Notes	\$ 2,000,272.26	
Certificate of Deposits	975,000.00	
Other Securities	0.00	
Other Investments:		
Richland Bank - Money Market	1,023,608.81	

Total Investments		3,998,881.07
Cash on Hand:		
Petty Cash:		
TREASURER'S OFFICE	\$ 100.00	
HIGH SCHOOL	50.00	
JUNIOR HIGH SCHOOL	50.00	
EASTERN, CENTRAL, WESTERN	150.00	
Change Cash:		
ATHLETIC CHANGE	\$ 3,000.00	
CAFETERIA CHANGE	440.00	
JUNIOR HIGH SCHOOL	100.00	
Cash with Fiscal Agent	0.00	

Total Cash on Hand		3,890.00

Total Balances		\$ 10,717,362.90
		=====
Total Fund Balance		\$ 10,717,362.90
		=====
Depository Clearance Accounts:		

Total Clearance Account Balances		\$ 0.00

James D. Whitford

March 01, 2016 To March 31, 2016

Account Name : Lexington Local SD Managing Agency

Account No : 5750

Summary Of Investment Holdings

Quantity	Description			Unit Value	Market Value	Tax Cost	Estimated Ann Inc	Yield To Mkt
<u>Money Market - Taxable</u>								
1,023,608.81	Northern Instl Government Select Portfolio			100.0000	1,023,608.81	1,023,608.81	1,740.13	0.17%
<i>Totals</i>					1,023,608.81	1,023,608.81	1,740.13	0.17%
<u>Marketable CD</u>								
150,000	Ally Bank Midvale UT	1.450%	02/11/2019	100.7544	151,131.60	150,000.00	2,175.00	1.44%
100,000	First Financial NW Inc WA	1.450%	08/19/2019	99.8638	99,863.80	100,000.00	1,450.00	1.45%
150,000	Community Finl Svcs Bank	1.500%	08/19/2020	101.0322	151,548.30	150,000.00	2,250.00	1.48%
175,000	Unison Bank	1.500%	11/25/2020	100.8509	176,489.08	175,000.00	2,625.00	1.49%
200,000	Goldman Sachs Bank USA	1.850%	02/17/2021	100.8520	201,704.00	200,000.00	3,700.00	1.83%
200,000	MB Financial Bank NA	1.400%	03/30/2021	100.0033	200,006.60	200,000.00	2,800.00	1.40%
<i>Totals</i>					980,743.38	975,000.00	15,000.00	1.53%
<u>U.S. Govt Agy/Exempt State</u>								
125,000	FHLB	1.050%	06/04/2018	99.8464	124,808.00	124,987.50	1,312.50	1.05%
150,000	FFCB	1.280%	09/18/2018	100.0001	150,000.15	150,087.76	1,920.00	1.28%
300,000	FFCB	1.650%	06/17/2020	100.0237	300,071.10	299,775.00	4,950.00	1.65%
<i>Totals</i>					574,879.25	574,850.26	8,182.50	1.42%
<u>U.S. Govt Agy/Nonexempt State</u>								
100,000	FHLMC	0.850%	05/26/2017	100.0079	100,007.90	100,000.00	850.00	0.85%
150,000	FNMA	0.900%	11/27/2017	99.8931	149,839.65	150,000.00	1,350.00	0.90%
150,000	FNMA	1.125%	03/20/2018	100.0268	150,040.20	150,000.00	1,687.50	1.12%
100,000	FNMA	1.300%	11/27/2018	100.0210	100,021.00	100,050.00	1,300.00	1.30%
300,000	FHLMC	1.350%	03/29/2019	100.1793	300,537.90	300,297.00	4,050.00	1.35%
100,000	FNMA	1.375%	04/26/2019	99.9114	99,911.40	100,000.00	1,375.00	1.38%
175,000	FHLMC	1.500%	11/22/2019	100.5715	176,000.13	175,000.00	2,625.00	1.49%
150,000	FNMA	1.550%	02/26/2020	99.8084	149,712.60	150,075.00	2,325.00	1.55%
200,000	FHLMC	1.800%	03/30/3021	100.0468	200,093.60	200,000.00	3,600.00	1.80%

March 01, 2016 To March 31, 2016

Account Name : Lexington Local SD Managing Agency

Account No : 5750

Summary Of Investment Holdings

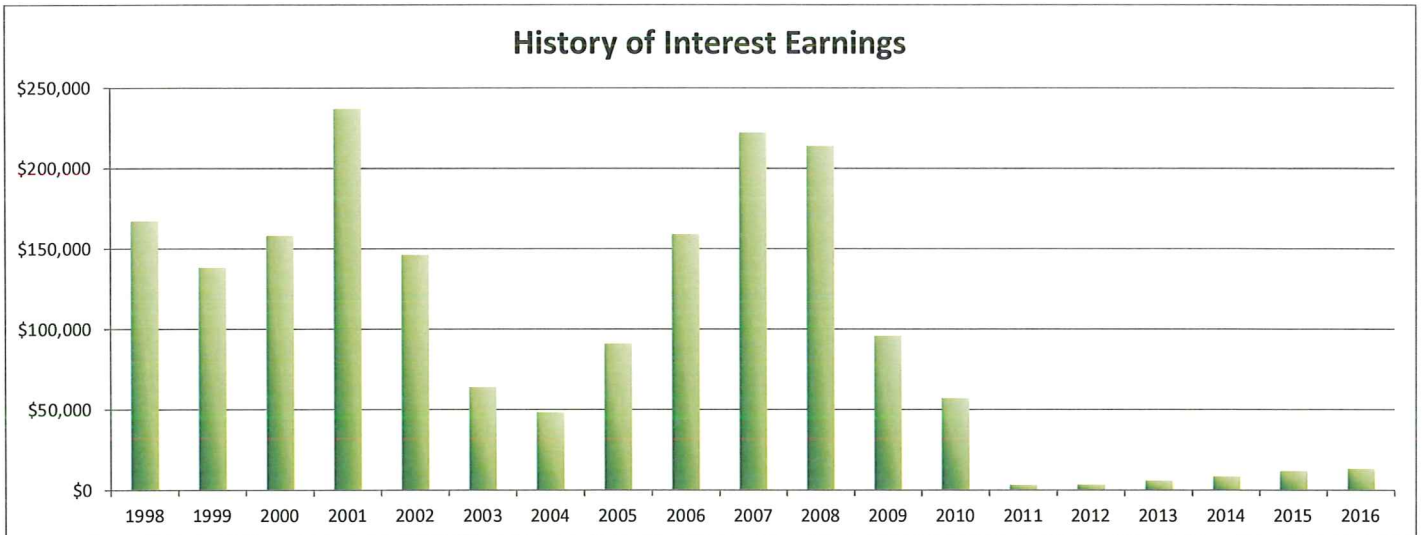
Quantity	Description	Unit Value	Market Value	Tax Cost	Estimated Ann Inc	Yield To Mkt
	<i>Totals</i>		1,426,164.38	1,425,422.00	19,162.50	1.34%
	<i>Grand Total</i>		4,005,395.82	3,998,881.07	44,085.13	1.10%

LEXINGTON LOCAL SCHOOLS
INVESTMENT REPORT FOR THE MONTH ENDING
MARCH 31, 2016

INTEREST EARNED:	THIS MONTH	FISCAL YEAR TO DATE
Richland Bank, General Sweep	\$900.41	\$3,824.78
Richland Bank, General MMA	\$965.41	\$9,219.30
Richland Bank, Anthem Sweep	\$225.48	\$1,203.83
Star Ohio	\$0.00	\$0.00
CDs, Bonds, and other investments	\$1,668.55	(\$1,118.93)
TOTAL INTEREST RECEIVED	\$3,759.85	\$13,128.98

History of Interest Earnings	Fiscal Year	Interest Earnings
	1998	\$ 167,057.52
	1999	\$ 138,113.69
	2000	\$ 157,991.72
	2001	\$ 236,839.79
	2002	\$ 146,052.34
	2003	\$ 63,712.36
	2004	\$ 47,970.95
	2005	\$ 90,719.94
	2006	\$ 158,724.51
	2007	\$ 221,998.86
	2008	\$ 213,660.34
	2009	\$ 95,639.63
	2010	\$ 56,860.22
	2011	\$ 3,001.78
	2012	\$ 3,090.00
	2013	\$ 5,758.97
	2014	\$ 8,349.92
	2015	\$ 11,765.22
FISCAL Year To Date	2016	\$13,128.98

Total Interest Earnings 1998 to Present	\$ 1,840,436.74
--	------------------------



FINANCIAL SUMMARY REPORT
Processing Month: March 2016
LEXINGTON LOCAL SCHOOLS

nd	Sec	Description	Beginning Balance	MTD Revenues	FYTD Revenues	MTD Expenditures	FYTD Expenditures	Current Available Balance
01	0000	GENERAL FUND	6,999,704.42	4,219,775.00	18,310,256.05	1,806,499.59	15,657,053.79	9,652,906.68
01	9412	GENERAL BUDGET RESERVE SE	87,928.97	.00	.00	.00	.00	87,928.97
02	0000	BOND RETIREMENT FUND	1,925.89	.00	.00	.00	.00	1,925.89
03	0000	PERMANENT IMPROVEMENT FUN	123,637.56	209,278.19	801,777.19	1,209.11	883,353.09	42,061.66
06	0000	FOOD SERVICE FUND	3,706.85	75,160.10	529,629.43	67,795.64	545,382.07	12,045.79-
07	9100	ACADEMIC BOOSTERS SCHOLAR	.00	.00	18,457.48	.00	.00	18,457.48
07	9800	TERRY McCAMMON SCHOLARSHI	13,547.57	4.85	18.03	.00	.00	13,565.60
07	9801	MINUTEMAN ALUMNI SCHOLARS	1,989.92	.71	2.66	.00	.00	1,992.58
18	9100	HIGH SCHOOL PRINCIPAL'S F	1,867.56	6,704.00	9,698.87	535.93	3,755.14	7,811.29
18	9200	JUNIOR HIGH PRINCIPAL'S F	1,325.70	202.50	4,616.26	460.96	1,495.33	4,446.63
18	9300	EASTERN PRINCIPAL'S FUND	5,383.25	238.00	2,059.59	272.62	2,615.27	4,827.57
18	9301	EASTERN ELEMENTARY BOOKFA	10,877.71	.00	.00	.00	.00	10,877.71
18	9302	EASTERN ELEMENTARY MATH	.00	.00	981.16	.00	.00	981.16
18	9400	CENTRAL PRINCIPAL'S FUND	8,954.93	169.00	3,234.03	.00	2,015.02	10,173.94
18	9401	CENTRAL ELEMENTARY BOOKFA	3,602.70	.00	3,888.57	403.95	5,321.10	2,170.17
18	9402	CENTRAL ELEMENTARY ART	739.00	7.00	7.00	.00	.00	746.00
18	9500	WESTERN PRINCIPAL'S FUND	6,687.68	466.71	5,306.54	625.00	2,230.64	9,763.58
18	9501	WESTERN ELEMENTARY BOOKFA	193.41	.00	5,563.02	1,353.07	4,519.55	1,236.88
18	9503	WESTERN ELEMENTARY ART	402.42	.00	.00	.00	.00	402.42
18	9901	JUNIOR HIGH TEACHER ADVIS	109.25	.00	.00	.00	.00	109.25
19	9001	ACADEMIC BOOSTERS GRANTS	1,768.54	.00	.00	.00	500.00	1,268.54
19	9121	CENTRAL ELEMENTARY PTO GR	1,108.72	13.29	1,696.73	261.74	1,572.88	1,232.57
19	9122	EASTERN ELEMENTARY PTO GR	3,345.07	13.30	1,696.72	240.00	4,333.68	708.11
19	9123	WESTERN ELEMENTARY PTO GR	3,825.47	13.30	1,696.76	.00	2,127.33	3,394.90
19	9200	RICHLAND COUNTY FOUNDATIO	1,932.00	.00	.00	.00	.00	1,932.00
19	9202	RICHLAND COUNTY FOUNDATIO	113.55	.00	.00	.00	.00	113.55
19	9204	RICHLAND COUNTY FOUNDATIO	.42	.00	.00	.00	.00	.42
19	9205	RICHLAND CO FOUNDATION GR	.00	.00	1,351.00	1,300.00	1,300.00	51.00
19	9206	RICHLAND CO FOUNDATION GR	.00	.00	890.54	244.92	244.92	645.62
19	9207	RICHLAND CO FOUNDATION-SC	.00	.00	1,104.56	.00	885.38	219.18
19	9500	DOLLAR GENERAL LIT FOUND	.00	.00	4,000.00	.00	2,775.66	1,224.34
22	9601	OHSAA TOURNAMENT AGENCY F	492.52	11,682.15	34,905.99	25,483.44	33,906.80	1,491.71
24	0000	EMPLOYEE BENEFITS FUND FD	611,968.03	338,720.07	2,568,509.87	370,584.11	2,351,800.99	828,676.91
200	9101	HIGH SCHOOL ART CLUB	93.76	.00	.00	.00	.00	93.76
200	9102	HIGH SCHOOL DRAMA CLUB	7,120.83	138.00	920.00	1,155.00	1,570.10	6,470.73
200	9103	HIGH SCHOOL MATH CLUB	52.70	.00	.00	.00	.00	52.70
200	9104	HIGH SCHOOL LEADERSHIP CO	344.37	.00	.00	.00	.00	344.37
200	9105	HIGH SCHOOL FRENCH CLUB	122.07	.00	165.00	.00	155.40	131.67
200	9107	HIGH SCHOOL SPANISH CLUB	418.76	.00	1,040.00	.00	643.40	815.36
200	9108	HIGH SCHOOL LEO CLUB	3,733.76	863.92	1,636.32	155.98	890.26	4,479.82
200	9114	HIGH SCHOOL STUDENT COUNC	2,947.71	.00	785.20	.00	961.17	2,771.74
200	9115	HIGH SCHOOL KEY CLUB	1,293.71	.00	712.06	16.00	156.75	1,849.02
200	9116	HIGH SCHOOL CHESS CLUB	205.00	.00	40.00	.00	25.00	220.00
200	9119	HIGH SCHOOL YEARBOOK FUND	45,347.95	550.00	11,995.00	.00	14,131.16	43,211.79
200	9120	HIGH SCHOOL JOURNALISM FU	1,089.44	.00	.00	.00	.00	1,089.44
200	9121	HIGH SCHOOL NATIONAL HONO	2,018.48	52.00	352.00	.00	2,480.54	110.06-

Processing Month: March 2016

(FINSUM)

LEXINGTON LOCAL SCHOOLS

nd	Sec	Description	Beginning Balance	MTD Revenues	FYTD Revenues	MTD Expenditures	FYTD Expenditures	Current Available Balance
000	9160	HIGH SCHOOL GERMAN CLUB	45.00	.00	.00	.00	.00	45.00
000	9201	JUNIOR HIGH ART CLUB	113.99	202.50	.00	.00	.00	113.99
000	9204	JUNIOR HIGH STUDENT COUNC	590.61	.00	878.00	364.96	857.11	611.50
000	9205	JUNIOR HIGH LIBRARY CLUB	77.65	.00	.00	.00	.00	77.65
000	9301	EASTERN ELEMENTARY STUDEN	447.37	.00	1,441.97	.00	1,465.00	424.34
000	9401	CENTRAL ELEMENTARY STUDEN	382.69	.00	.00	.00	.00	382.69
000	9611	HIGH SCHOOL INFORMED TEEN	788.63	.00	9.72	.00	.00	798.35
000	9612	JUNIOR HIGH INFORMED TEEN	48.62	.00	7.26	.00	35.71	20.17
000	9115	JAZZ BAND	1,328.94	.00	1,337.00	915.13	1,096.13	1,569.81
000	9116	CHOIR	1,144.96	.00	100.00	.00	85.16	1,159.80
000	9206	JUNIOR HIGH PHYS ED DEPAR	1,826.59	.00	2,494.00	415.46	2,569.79	1,750.80
000	9210	JR HIGH INSTRUMENTAL	41.03	.00	.00	.00	.00	41.03
000	9600	ATHLETIC FUND	629.55	4,765.61	198,929.68	4,646.10	177,613.95	21,945.28
000	9602	ORCHESTRA	63.22	.00	.00	.00	.00	63.22
000	9603	ELEMENTARY MUSIC	1,139.88	.00	.00	.00	.00	1,139.88
000	9605	BAND	232.95	.00	.00	.00	.00	232.95
151	9016	Network Connectivity FY 2	.00	4,500.00	9,000.00	.00	9,000.00	.00
199	9101	STATE GRANT 2001 READING	634.91	.00	.00	.00	634.91	.00
116	9015	IDEA-B SPECIAL EDUCATION	92.77	.00	38,160.00	.00	38,252.77	.00
116	9016	IDEA-B SPECIAL EDUCATION	.00	.00	249,899.45	44,117.52	322,859.80	72,960.35
172	9015	TITLE I FY15	8,591.36	.00	30,979.76	.00	39,571.12	.00
172	9016	TITLE I FY16	.00	26,051.34	154,135.32	20,387.22	154,135.32	.00
187	9015	EARLY CHILDHOOD SPECIAL E	1,835.43	.00	.00	.00	1,835.43	.00
187	9016	EARLY CHILDHOOD SPECIAL E	.00	537.42	1,266.58	37.12	1,303.70	37.12
190	9016	TITLE II-A IMPROVING TEAC	.00	4,628.92	37,598.24	5,341.28	40,333.19	2,734.95
199	9015	CHILD NUTRITION - TEAM NU	.00	.00	1,200.00	.00	1,200.00	.00
Grand Total All Funds			7,981,983.80	4,904,332.88	23056,430.61	2,354,821.85	20321,051.51	10717,362.90
Total Invested Funds			.00					

DATE: 04/01/2016
TIME: 13:29:39OHIO DEPARTMENT OF EDUCATION - OFFICE OF SCHOOL MANAGEMENT ASSISTANCE
ANNUAL SPENDING PLAN (CURRENT OPERATION - GENERAL FUND ONLY - D.R.C. 5705.391)

PAGE: 1

SCHOOL DISTRICT: LEXINGTON LOCAL SCHOOLS

IRN # 049437

COUNTY: RICHLAND

FISCAL YEAR: 2016 MONTH: 03

	MONTHLY ESTIMATE	MONTHLY ACTUAL	MONTHLY DIFFERENCE	FISCAL YTD ESTIMATE	FISCAL YTD ACTUAL	FISCAL YTD DIFFERENCE
REVENUES						
01.010 General Property (Real Estate)	3,300,000	3,288,657	11,343-	9,333,850	9,255,293	78,557-
01.020 Tangible Personal Property Tax	25,000	22,997	2,003-	220,000	224,182	4,182
01.030 Income Tax	0	0	0	0	0	0
01.035 Unrestricted Grants-in-Aid	815,000	804,658	10,342-	7,350,000	7,451,331	101,331
01.040 Restricted Grants-in-Aid	4,808	27,347	22,539	40,582	63,072	22,490
01.045 Restricted Grants-in-Aid - SFSF	0	0	0	0	0	0
01.050 Property Tax Allocation	0	49,601	49,601	877,000	929,123	52,123
01.060 All Other Operating Revenue	40,000	25,900	14,100-	278,690	310,528	31,838
01.070 Total Revenue	4,184,808	4,219,160	34,352	18,100,122	18,233,529	133,407
OTHER FINANCING SOURCES						
02.010 Proceeds from Sale of Notes	0	0	0	0	0	0
02.020 State Emergency Loans & Advancements (Approved)	0	0	0	0	0	0
02.040 Operating Transfers-In	0	0	0	0	0	0
02.050 Advances-In	0	0	0	2,900	2,900	0
02.060 All Other Financing Sources	12,000	615	11,385-	115,085	73,827	41,258-
02.070 Total Other Financing Sources	12,000	615	11,385-	117,985	76,727	41,258-
02.080 Total Revenues and Other Financing Sources	4,196,808	4,219,775	22,967	18,218,107	18,310,256	92,149
EXPENDITURES						
03.010 Personal Services	975,000	1,019,711	44,711	9,035,659	8,749,944	285,715-
03.020 Employees' Retirement/Insurance Benefits	455,000	439,287	15,713-	4,100,000	3,601,827	498,173-
03.030 Purchased Services	285,000	259,030	25,970-	2,480,000	2,315,291	164,709-
03.040 Supplies and Materials	50,000	29,331	20,669-	647,000	536,918	110,082-
03.050 Capital Outlay	6,000	40,641	34,641	38,000	108,445	70,445
03.060 Intergovernmental	0	0	0	0	0	0
04.010 Debt Service: All Principal (Historical)	0	0	0	0	0	0
04.020 Debt Service: Principal - Notes	0	0	0	0	0	0
04.030 Debt Service: Principal - State Loans	0	0	0	0	0	0
04.040 Debt Service: Principal - State Advancements	0	0	0	0	0	0
04.050 Debt Service: Principal - HB 264 Loans	0	0	0	0	0	0
04.055 Debt Service: Principal - Other	0	0	0	0	0	0
04.060 Debt Service: Interest and Fiscal Charges	0	0	0	0	0	0
04.300 Other Objects	25,000	18,500	6,500-	151,500	144,630	6,870-
04.500 Total Expenditures	1,796,000	1,806,500	10,500	16,452,159	15,457,055	995,104-
OTHER FINANCING USES						
05.010 Operating Transfers - Out	0	0	0	0	0	0
05.020 Advances - Out	0	0	0	200,000	200,000	0
05.030 All Other Financing Uses	0	0	0	0	0	0
05.040 Total Other Financing Uses	0	0	0	200,000	200,000	0
05.050 Total Expenditure and Other Financing Uses	1,796,000	1,806,500	10,500	16,652,159	15,657,055	995,104-
06.010 Excess Rev & Oth Financing Sources over(under) Exp &	2,400,808	2,413,275	12,467	1,565,948	2,653,201	1,087,253
07.010 Beginning Cash Balance	6,252,770	7,327,559	1,074,789	7,087,630	7,087,633	3
07.020 Ending Cash Balance	8,653,578	9,740,834	1,087,256	8,653,578	9,740,834	1,087,256
08.010 Outstanding Encumbrances	700,000	767,834	67,834	700,000	767,834	67,834

DATE: 04/01/2016
TIME: 13:29:58OHIO DEPARTMENT OF EDUCATION - OFFICE OF SCHOOL MANAGEMENT ASSISTANCE
ANNUAL SPENDING PLAN (CURRENT OPERATION - GENERAL FUND ONLY - O.R.C. 5705.391)

PAGE: 1

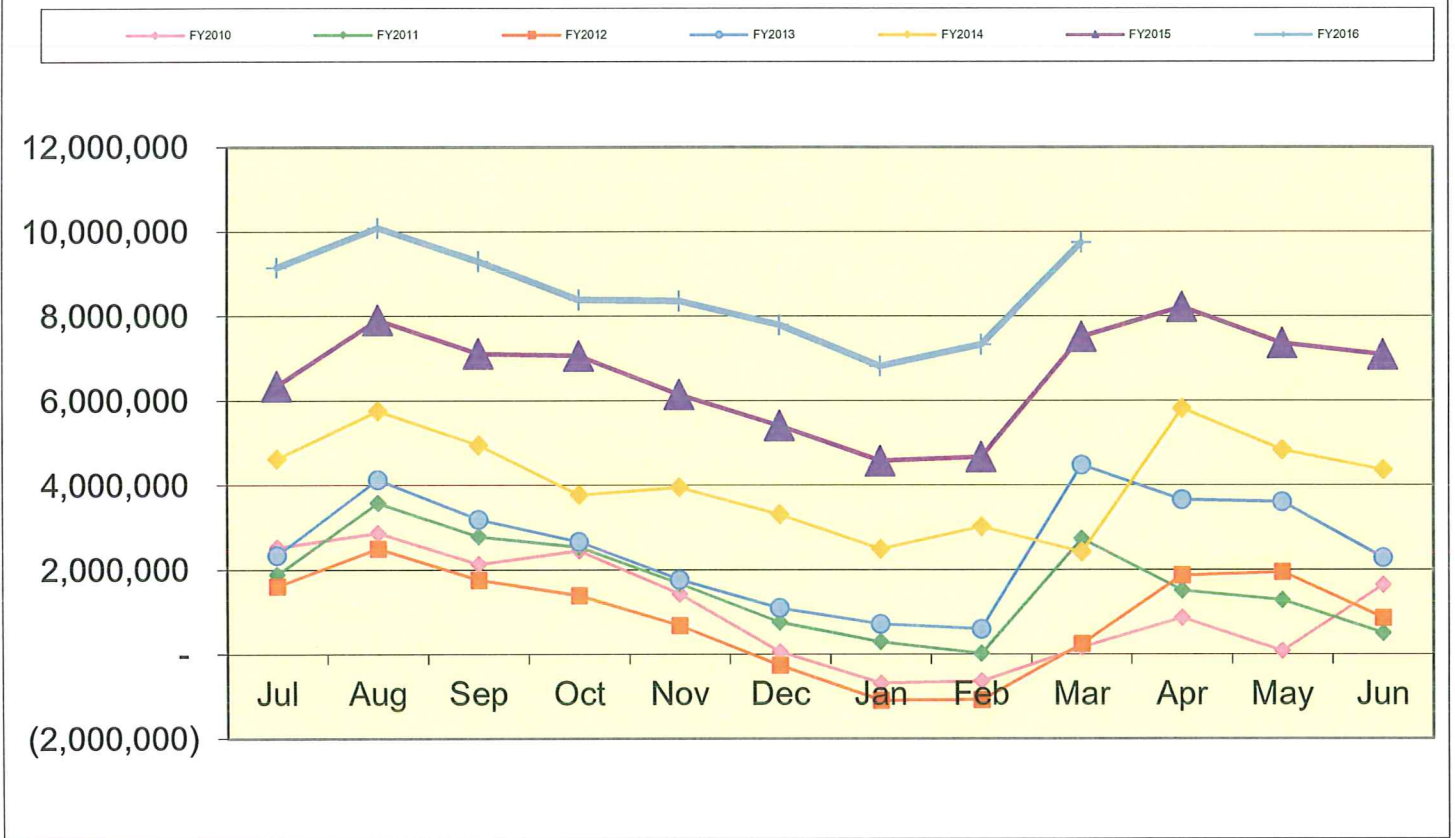
SCHOOL DISTRICT: LEXINGTON LOCAL SCHOOLS TRN # 049437 COUNTY: RICHLAND FISCAL YEAR: 2016 QUARTER: 3

	QUARTERLY ESTIMATE	QUARTERLY ACTUAL	QUARTERLY DIFFERENCE	FISCAL YTD ESTIMATE	FISCAL YTD ACTUAL	FISCAL YTD DIFFERENCE
REVENUES						
01.010 General Property (Real Estate)	4,600,000	4,622,987	22,987	9,333,850	9,235,293	78,557-
01.020 Tangible Personal Property Tax	25,000	22,997	2,003-	220,000	224,182	4,182
01.030 Income Tax	0	0	0	0	0	0
01.035 Unrestricted Grants-in-Aid	2,502,000	2,489,583	12,417-	7,350,000	7,451,331	101,331
01.040 Restricted Grants-in-Aid	14,424	36,647	22,223	40,582	63,072	22,490
01.045 Restricted Grants-in-Aid - SFSF	0	0	0	0	0	0
01.050 Property Tax Allocation	0	49,601	49,601	877,000	929,123	52,123
01.060 All Other Operating Revenue	115,000	89,666	25,334-	278,690	310,528	31,838
01.070 Total Revenue	7,256,424	7,311,481	55,057	18,100,122	18,233,529	133,407
OTHER FINANCING SOURCES						
02.010 Proceeds from Sale of Notes	0	0	0	0	0	0
02.020 State Emergency Loans & Advancements (Approved)	0	0	0	0	0	0
02.040 Operating Transfers-In	0	0	0	0	0	0
02.050 Advances-In	0	0	0	2,900	2,900	0
02.060 All Other Financing Sources	37,000	17,755	19,245-	115,085	73,827	41,258-
02.070 Total Other Financing Sources	37,000	17,755	19,245-	117,985	76,727	41,258-
02.080 Total Revenues and Other Financing Sources	7,293,424	7,329,236	35,812	18,218,107	18,310,256	92,149
EXPENDITURES						
03.010 Personal Services	3,050,000	2,989,818	60,182-	9,035,659	8,749,944	285,715-
03.020 Employees' Retirement/Insurance Benefits	1,380,000	1,316,462	63,538-	4,100,000	3,601,827	498,173-
03.030 Purchased Services	875,000	867,640	7,360-	2,480,000	2,315,291	164,709-
03.040 Supplies and Materials	155,000	97,377	57,623-	647,000	536,918	110,082-
03.050 Capital Outlay	18,000	75,298	57,298	38,000	108,445	70,445
03.060 Intergovernmental	0	0	0	0	0	0
04.010 Debt Services: All Principal (Historical)	0	0	0	0	0	0
04.020 Debt Services: Principal - Notes	0	0	0	0	0	0
04.030 Debt Services: Principal - State Loans	0	0	0	0	0	0
04.040 Debt Services: Principal - State Advancements	0	0	0	0	0	0
04.050 Debt Services: Principal - HB 264 Loans	0	0	0	0	0	0
04.055 Debt Services: Principal - Other	0	0	0	0	0	0
04.060 Debt Services: Interest and Fiscal Charges	0	0	0	0	0	0
04.300 Other Objects	29,500	30,138	638	151,500	144,630	6,870-
04.500 Total Expenditures	5,507,500	5,376,733	130,767-	16,452,159	15,457,055	995,104-
OTHER FINANCING USES						
05.010 Operating Transfers - Out	0	0	0	0	0	0
05.020 Advances - Out	0	0	0	200,000	200,000	0
05.030 All Other Financing Uses	0	0	0	0	0	0
05.040 Total Other Financing Uses	0	0	0	200,000	200,000	0
05.050 Total Expenditure and Other Financing Uses	5,507,500	5,376,733	130,767-	16,652,159	15,657,055	995,104-
06.010 Excess Rev & Oth Financing Sources over (under) Exp &	1,785,924	1,952,503	166,579	1,565,948	2,453,201	1,087,253
07.010 Beginning Cash Balance	6,867,654	7,788,331	920,677	7,087,630	7,087,633	3
07.020 Ending Cash Balance	8,653,578	9,740,834	1,087,256	8,653,578	9,740,834	1,087,256
08.010 Outstanding Encumbrances	700,000	767,834	67,834	700,000	767,834	67,834

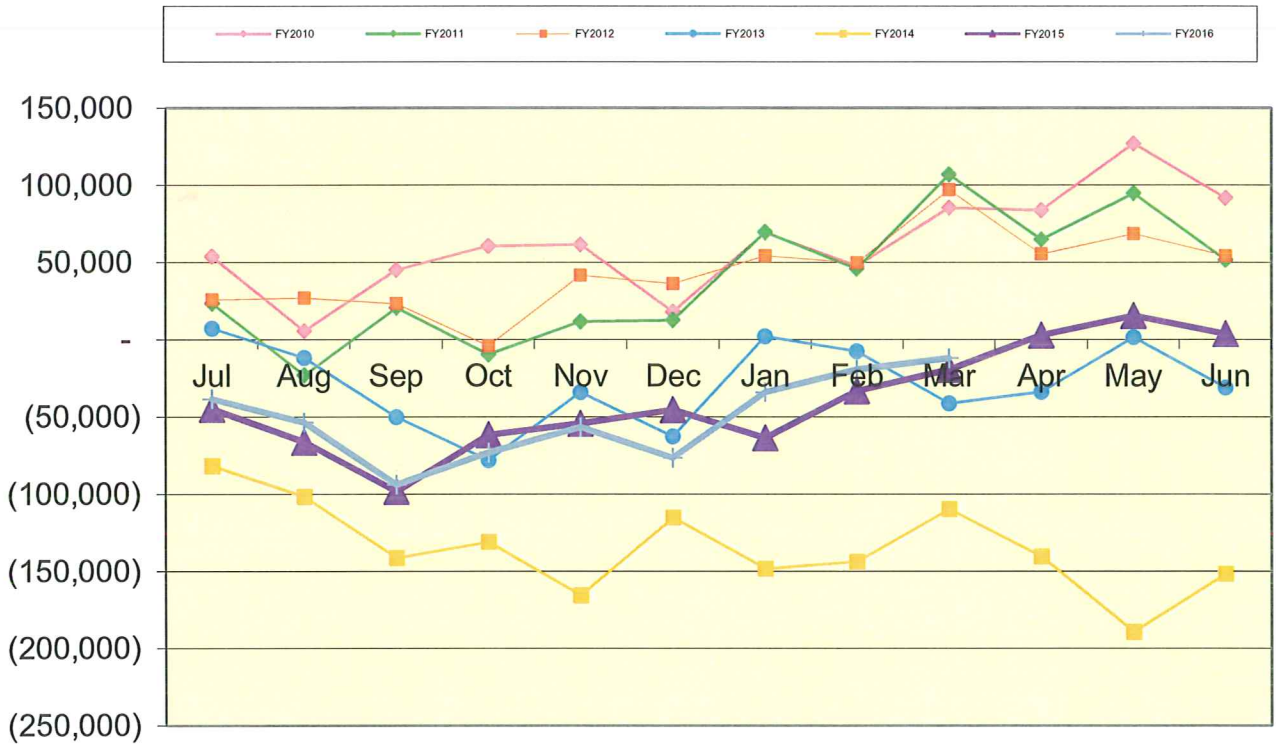
**LEXINGTON LOCAL SCHOOL DISTRICT
GENERAL FUND ONLY 2015-16
SUMMARY OF RECEIPTS AND EXPENDITURES - FIVE YEAR FORECAST FORMAT**

LINE	DESCRIPTION	3/31/2016	FISCAL YEAR TO DATE Estimate	FISCAL YEAR TO DATE Actual	VARIANCE Estimate vs. Actual	PERCENT of VARIANCE
LINE 7.010	BEGINNING CASH BALANCE			\$ 7,087,633		
REVENUES						
LINE 1.010	Real Estate Tax	\$ 9,333,850	\$ 9,255,293		(\$78,557)	-0.84%
LINE 1.020	Personal Property Tax	\$ 220,000	\$ 224,182		\$4,182	1.90%
LINE 1.030	Income Tax	\$ -	\$ -		\$0	
LINE 1.035	State Funding	\$ 7,350,000	\$ 7,451,331		\$101,331	1.38%
LINE 1.040	Career Tech / Economic Disadv.	\$ 40,582	\$ 63,072		\$22,490	55.42%
LINE 1.050	Property Tax Allocation	\$ 877,000	\$ 929,123		\$52,123	5.94%
LINE 1.060	Other Operating Revenue	\$ 278,690	\$ 310,528		\$31,838	11.42%
LINE 1.070	TOTAL REVENUE	\$ 18,100,122	\$ 18,233,529		\$133,407	0.74%
EXPENSES						
LINE 2.01	Proceeds from Notes	\$ -	\$ -		\$0	
LINE 2.04	Transfers In	\$ -	\$ -		\$0	
LINE 2.050	Advances In	\$ 2,900	\$ 2,900		\$0	0.00%
LINE 2.060	Other Financing Sources	\$ 115,085	\$ 73,827		(\$41,258)	-35.85%
LINE 2.070	TOTAL OTHER SOURCES	\$ 117,985	\$ 76,727		(\$41,258)	-34.97%
LINE 2.080	TOTAL REVENUES & Sources	\$ 18,218,107	\$ 18,310,256		\$92,149	0.51%
EXPENSES						
LINE 3.010	Salaries	\$ 9,035,659	\$ 8,749,944		\$285,715	3.16%
LINE 3.020	Retirement and Benefits	\$ 4,100,000	\$ 3,601,827		\$498,173	12.15%
LINE 3.030	Purchased Services	\$ 2,480,000	\$ 2,315,291		\$164,709	6.64%
LINE 3.040	Supplies and Materials	\$ 647,000	\$ 536,918		\$110,082	17.01%
LINE 3.050	Capital Outlay and Equipment	\$ 38,000	\$ 108,445		(\$70,445)	-185.38%
LINE 3.06	INTERGOVERNMENTAL	\$ -	\$ -		\$0	
LINE 4.020	DEBT SERVICE - Notes	\$ -	\$ -		\$0	
LINE 4.060	DEBT SERVICE - Interest charges	\$ -	\$ -		\$0	
LINE 4.300	Other Objects	\$ 151,500	\$ 144,630		\$6,870	4.53%
LINE 4.500	TOTAL EXPENDITURES	\$ 16,452,159	\$ 15,457,055		\$995,104	6.05%
LINE 5.00	TRANSFERS OUT	\$ -	\$ -		\$0	
LINE 5.02	ADVANCES OUT	\$ 200,000	\$ 200,000		\$0	
LINE 5.03	ALL OTHER USES	\$ -	\$ -		\$0	
LINE 5.040	TOTAL OTHER USES	\$ 200,000	\$ 200,000		\$0	
LINE 5.050	TOTAL EXPENDITURES & USES	\$ 16,652,159	\$ 15,657,055		\$995,104	5.98%
		Estimate	Actual	Variance		
LINE 6.010	REVENUES OVER EXPENSES	\$ 1,565,948	\$ 2,653,201	\$1,087,253		
LINE 7.020	ENDING CASH BALANCE	\$ 8,653,581	\$ 9,740,834	\$1,087,253		
	Less Reserves	\$ (87,929)	\$ (87,929)	\$ -		
LINE 8.010	Less Outstanding Encumbrances	\$ (700,000)	\$ (767,834)	\$ (67,834)	9.69%	
LINE 15.010	Unreserved Fund Balance	\$ 7,865,652	\$ 8,885,071	\$1,019,419	12.96%	
		Estimate	Actual	Benchmark Yr. End		
	Salaries/Benefits as % of Revenue	72.6%	67.7%	80.1% or below		
	True Days Cash - Calendar Days on which can operate	130	156	60 or above		

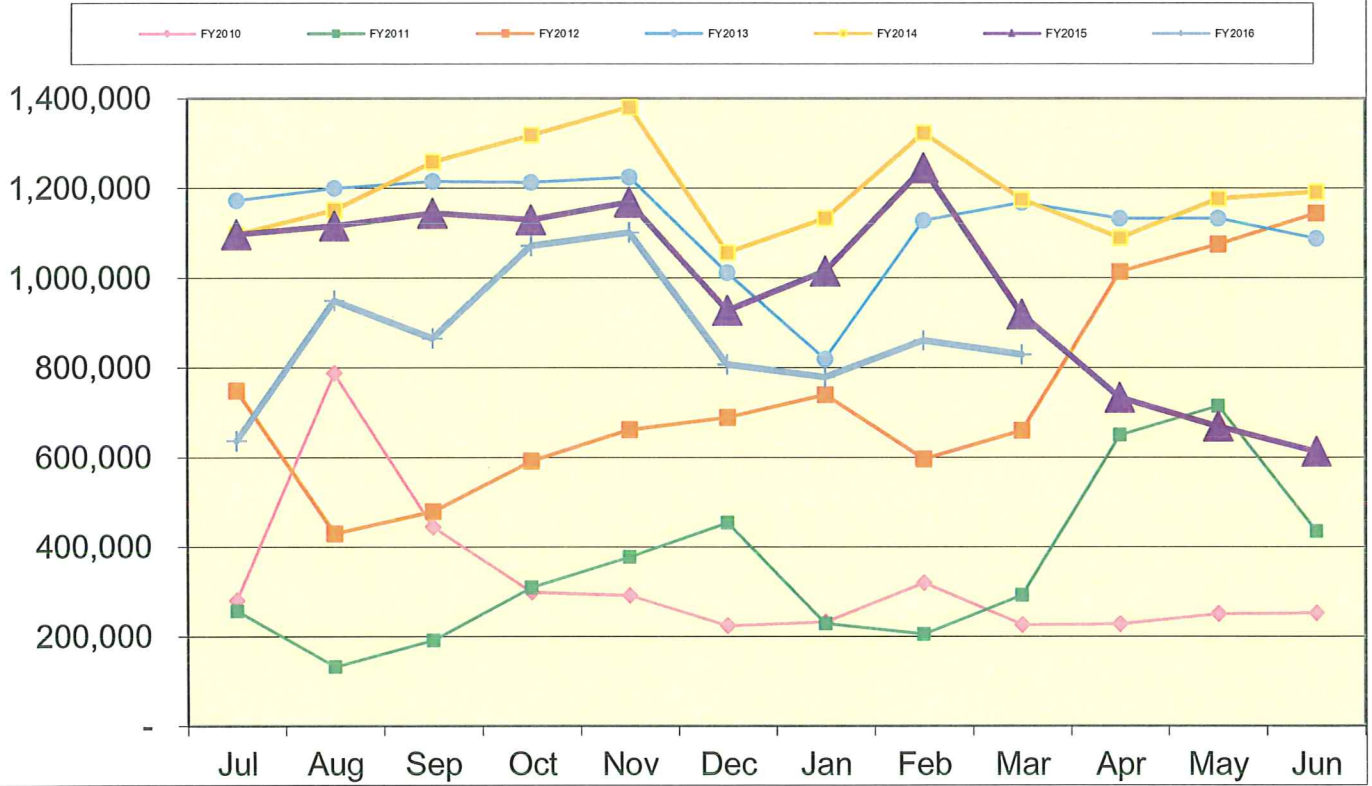
Lexington Local Schools General Fund Cash Balance



Lexington Local Schools Food Service Fund Cash Balance



Lexington Local Schools Employee Benefits Fund Cash Balance



Lexington Local Schools

Permanent Improvement Fund
3/31/2016

	Budgeted Amount	Actual Fiscal Year Expended	Current Encumbrances	Expenses / Encumbrances Over/Under Estimate	Remaining Estimated PI Project Costs
Instruction and Administration					
Eastern Guided Reading Books	\$ 5,747.88	\$ 5,747.88	\$ -	\$0.00	\$0.00
Eastern Textbooks	\$ 8,236.25	\$ 8,599.60	\$ -	(\$363.35)	\$0.00
HS Textbooks/Microscopes	\$ 39,902.12	\$ 43,461.15	\$ -	(\$3,559.03)	\$0.00
Western Reading Books	\$ 10,029.15	\$ 8,482.72	\$ -	\$1,546.43	\$0.00
Classroom Carpet & Book Storage Units (Western/Central)	\$ 563.70	\$ 571.65	\$ -	(\$7.95)	\$0.00
Central, Western, Eastern Jacobs Ladder Teacher Texts	\$ 966.90	\$ 966.80	\$ -	\$0.10	\$0.00
Eastern Spelling Teacher Texts	\$ 470.44	\$ 465.91	\$ -	\$4.53	\$0.00
Western White Boards	\$ 1,645.00	\$ 1,645.00	\$ -	\$0.00	\$0.00
Western PE Equipment	\$ 3,162.32	\$ 2,888.31	\$ -	\$274.01	\$0.00
Western PE Shed	\$ 752.43	\$ 654.28	\$ -	\$98.15	\$0.00
JH PE Equipment	\$ 769.96	\$ 741.20	\$ -	\$28.76	\$0.00
Western Shredder	\$ 260.99	\$ 226.19	\$ 34.80	\$0.00	\$0.00
AED Units (District-Wide)	\$ 5,469.33	\$ 5,857.00	\$ -	(\$387.67)	\$0.00
Elementary Music Speakers (Eastern)	\$ 924.00	\$ 939.85	\$ -	(\$15.85)	\$0.00
JH/HS music instruments and equipment	\$ 27,063.96	\$ 27,118.20	\$ -	(\$54.24)	\$0.00
Eastern Playground Equipment	\$ 3,622.60	\$ 3,622.60	\$ -	\$0.00	\$0.00
Eastern motion detector - 5th grade math/science	\$ 109.10	\$ 109.10	\$ -	\$0.00	\$0.00
Eastern activity tables/chairs	\$ 2,624.84	\$ 2,172.05	\$ -	\$452.79	\$0.00
Central Wall Fabric	\$ 80.34	\$ 80.34	\$ -	\$0.00	\$0.00
HS Kiln	\$ 2,339.35	\$ 2,339.35	\$ -	\$0.00	\$0.00
Western carpet for kindergarten rooms	\$ 7,065.00	\$ 7,065.00	\$ -	\$0.00	\$0.00

Maintenance					
Asphalt throughout District (Iberia)	\$ 34,249.00	\$ 34,249.00	\$ -	\$0.00	\$0.00
Concrete Projects	\$ 8,900.00	\$ 10,932.00	\$ -	(\$2,032.00)	\$0.00
Tractor Lease	\$ 9,708.04	\$ 9,708.04	\$ -	\$0.00	\$0.00
Eastern Bus Stop Project	\$ 3,000.00	\$ 2,290.00	\$ -	\$710.00	\$0.00
JH Entrance Awning	\$ 1,548.00	\$ 1,270.00	\$ -	\$278.00	\$0.00
Eastern Cafeteria Flooring	\$ 24,555.00	\$ 35,753.00	\$ -	(\$11,198.00)	\$0.00
HS Security Cameras	\$ 37,340.50	\$ 37,340.50	\$ -	\$0.00	\$0.00
Roof Repairs (Western/Eastern)	\$ 329,968.00	\$ 329,959.00	\$ -	\$9.00	\$0.00
Water Softener (Western)	\$ 1,262.50	\$ 1,262.50	\$ -	\$0.00	\$0.00

Transportation					
New bus	\$ 91,985.00	\$ 91,985.00	\$ -	\$0.00	\$0.00

Technology					
Computers, servers, tech equip., etc.	\$ 180,000.00	\$ 163,260.05	\$ 1,305.00	\$15,434.95	\$15,434.95

Food Service					
	\$ -	\$ -	\$ -	\$0.00	\$0.00

Athletics and Student Activities					
HS Tennis Court Repair/Resurfacing	\$ 18,869.00	\$ 18,869.00	\$ -	\$0.00	\$0.00
HS Soccer Field Light Pole	\$ 5,085.60	\$ 5,085.60	\$ -	\$0.00	\$0.00
HS Athletics Uniforms/Equipment	\$ 15,600.00	\$ 11,731.33	\$ 3,942.15	(\$73.48)	(\$73.48)

Fees					
Tax Collection Fees	\$ 14,500.00	\$ 5,903.89	\$ -	\$8,596.11	\$8,596.11

	Budgeted Amount	Actual Fiscal Year Expended	Current Encumbrances	Expenses / Encumbrances Over/Under Estimate	Remaining Estimated PI Project Costs
Totals	\$ 898,376.30	\$ 883,353.09	\$ 5,281.95	\$9,741.26	\$23,957.58
Total Budgeted	\$ 898,376.30				

Actual Cash Balance 7/1/15	\$ 123,637.56
Revenues FY16 - Taxes from levy	\$ 601,777.19
Revenues FY16 - Advance from General Fund	\$ 200,000.00
Expenditures FY16	\$ (883,353.09)
Current Cash Balance	\$42,061.66
Current Encumbrances	\$ (5,281.95)
Available Balance	\$36,779.71

Remaining Estimated Revenues FY16 - Taxes from levy	\$ 48,222.81
Less: Remaining Estimated PI Project Costs	\$ (23,957.58)
6/30/16 Estimated Carryover	\$ 61,044.94

Lexington Local Schools

Food Service Fund 2015-16 vs. 2014-2015 vs. 2013-2014

							Beginning Balance 7/1/15	\$ 3,707
2015-2016 Through 3/31/16								
<i>Revenues</i>	District-Wide	High School	Junior High	Eastern	Central	Western	Total	
Student Type A, Ezipay, Misc	\$ -	\$ 92,618	\$ 34,406	\$ 34,422	\$ 27,178	\$ 26,580	\$ 215,204	
Student Break, Milk & A La Carte	\$ -	\$ 55,844	\$ 13,640	\$ 8,189	\$ 5,590	\$ 5,335	\$ 88,598	
Adult & Misc revenues	\$ 6,034	\$ 5,660	\$ 1,240	\$ 2,178	\$ 1,689	\$ 984	\$ 17,785	
State Reimb	\$ -	\$ -	\$ -	\$ -	\$ -	\$ -	\$ -	
Federal Reimb	\$ -	\$ 53,388	\$ 32,609	\$ 45,524	\$ 45,627	\$ 30,895	\$ 208,043	
Total Revenues	\$ 6,034	\$ 207,510	\$ 81,895	\$ 90,313	\$ 80,084	\$ 63,794	\$ 529,630	
<i>Expenses</i>								
Wages	\$ 34,068	\$ 76,589	\$ 44,778	\$ 35,448	\$ 24,484	\$ 24,405	\$ 239,772	
Severance	\$ -	\$ -	\$ -	\$ -	\$ -	\$ -	\$ -	
Retirement	\$ 8,159	\$ 17,449	\$ 7,399	\$ 7,206	\$ 5,849	\$ 5,637	\$ 51,699	
Medical	\$ 14,896	\$ 26,927	\$ 19,085	\$ 17,952	\$ -	\$ -	\$ 78,860	
Life, Dent, MC, WC	\$ 890	\$ 2,252	\$ 1,526	\$ 1,029	\$ 396	\$ 343	\$ 6,436	
Purch Serv, Repairs, Phone, Posta	\$ 2,865	\$ 1,042	\$ 1,016	\$ 984	\$ 588	\$ 588	\$ 7,083	
Supplies	\$ 2,871	\$ -	\$ -	\$ -	\$ -	\$ -	\$ 2,871	
Food Costs	\$ -	\$ 70,379	\$ 25,539	\$ 39,560	\$ 12,819	\$ 10,365	\$ 158,662	
Equipment	\$ -	\$ -	\$ -	\$ -	\$ -	\$ -	\$ -	
Other Costs	\$ -	\$ -	\$ -	\$ -	\$ -	\$ -	\$ -	
Total Expenses	\$ 63,749	\$ 194,638	\$ 99,343	\$ 102,179	\$ 44,136	\$ 41,338	\$ 545,383	
Net Gain (Loss)	\$ (57,715)	\$ 12,872	\$ (17,448)	\$ (11,866)	\$ 35,948	\$ 22,456	\$ (15,753)	
							Ending Cash Balance 3/31/16	\$ (12,046)

							Beginning Balance 7/1/14	\$ 842
2014-2015 Through 3/31/15								
<i>Revenues</i>	District-Wide	High School	Junior High	Eastern	Central	Western	Total	
Student Type A, Ezipay, Misc	\$ -	\$ 104,049	\$ 40,360	\$ 39,943	\$ 31,748	\$ 23,296	\$ 239,396	
Student Break, Milk & A La Carte	\$ -	\$ 59,546	\$ 18,241	\$ 7,406	\$ 5,395	\$ 4,956	\$ 95,544	
Adult & Misc revenues	\$ 2,662	\$ 2,708	\$ 1,894	\$ 1,873	\$ 1,864	\$ 788	\$ 11,789	
State Reimb	\$ -	\$ 1,007	\$ 833	\$ 1,086	\$ 958	\$ 646	\$ 4,530	
Federal Reimb	\$ -	\$ 49,534	\$ 30,712	\$ 39,635	\$ 35,388	\$ 28,499	\$ 183,768	
Total Revenues	\$ 2,662	\$ 216,844	\$ 92,040	\$ 89,943	\$ 75,353	\$ 58,185	\$ 535,027	
<i>Expenses</i>								
Wages	\$ 33,190	\$ 85,216	\$ 42,642	\$ 33,032	\$ 20,667	\$ 26,040	\$ 240,787	
Severance	\$ -	\$ -	\$ -	\$ -	\$ -	\$ -	\$ -	
Retirement	\$ 8,428	\$ 21,936	\$ 9,733	\$ 8,769	\$ 6,626	\$ 6,180	\$ 61,672	
Medical	\$ 14,271	\$ 27,926	\$ 13,280	\$ 17,198	\$ 5,321	\$ 2,128	\$ 80,124	
Life, Dent, MC, WC	\$ 1,071	\$ 2,902	\$ 1,689	\$ 1,271	\$ 787	\$ 639	\$ 8,359	
Purch Serv, Repairs, Phone, Posta	\$ 3,105	\$ 1,911	\$ 3,381	\$ 1,299	\$ 1,016	\$ 597	\$ 11,309	
Supplies	\$ 2,495	\$ -	\$ -	\$ -	\$ -	\$ -	\$ 2,495	
Food Costs	\$ -	\$ 68,065	\$ 24,534	\$ 42,195	\$ 8,631	\$ 7,275	\$ 150,700	
Equipment	\$ -	\$ -	\$ -	\$ -	\$ -	\$ -	\$ -	
Other Costs	\$ -	\$ -	\$ -	\$ -	\$ -	\$ -	\$ -	
Total Expenses	\$ 62,560	\$ 207,956	\$ 95,259	\$ 103,764	\$ 43,048	\$ 42,859	\$ 555,446	
Net Gain (Loss)	\$ (59,898)	\$ 8,888	\$ (3,219)	\$ (13,821)	\$ 32,305	\$ 15,326	\$ (20,419)	
							Ending Cash Balance 3/31/15	\$ (19,577)

							Beginning Balance 7/1/13	\$ 959
2013-2014 Through 3/31/14								
<i>Revenues</i>	District-Wide	High School	Junior High	Eastern	Central	Western	Total	
Student Type A, Ezipay, Misc	\$ -	\$ 115,262	\$ 53,450	\$ 48,929	\$ 36,063	\$ 23,372	\$ 277,076	
Student Break, Milk & A La Carte	\$ -	\$ 59,502	\$ 22,071	\$ 9,172	\$ 5,681	\$ 4,398	\$ 100,824	
Adult & Misc revenues	\$ 6,634	\$ 3,265	\$ 1,870	\$ 2,147	\$ 2,359	\$ 696	\$ 16,971	
State Reimb	\$ -	\$ 1,146	\$ 867	\$ 1,256	\$ 904	\$ 711	\$ 4,884	
Federal Reimb	\$ -	\$ 46,125	\$ 32,875	\$ 46,490	\$ 37,042	\$ 25,174	\$ 187,706	
Total Revenues	\$ 6,634	\$ 225,300	\$ 111,133	\$ 107,994	\$ 82,049	\$ 54,351	\$ 587,461	
<i>Expenses</i>								
Wages	\$ 34,023	\$ 98,453	\$ 49,986	\$ 45,359	\$ 45,066	\$ 34,485	\$ 307,372	
Severance	\$ -	\$ -	\$ -	\$ -	\$ -	\$ -	\$ -	
Retirement	\$ 8,145	\$ 23,945	\$ 10,020	\$ 9,495	\$ 9,051	\$ 6,604	\$ 67,260	
Medical	\$ 9,927	\$ 41,364	\$ 12,075	\$ 16,546	\$ 12,075	\$ 8,273	\$ 100,260	
Life, Dent, MC, WC	\$ 844	\$ 2,559	\$ 1,401	\$ 1,186	\$ 1,351	\$ 723	\$ 8,064	
Purch Serv, Repairs, Phone, Posta	\$ 4,550	\$ 2,154	\$ 1,834	\$ 1,351	\$ 610	\$ 1,396	\$ 11,895	
Supplies	\$ 2,707	\$ -	\$ -	\$ -	\$ -	\$ -	\$ 2,707	
Food Costs	\$ -	\$ 71,833	\$ 30,028	\$ 27,206	\$ 21,975	\$ 17,024	\$ 168,066	
Equipment	\$ -	\$ -	\$ -	\$ -	\$ -	\$ -	\$ -	
Other Costs	\$ -	\$ -	\$ -	\$ -	\$ -	\$ -	\$ -	
Total Expenses	\$ 60,196	\$ 240,308	\$ 105,344	\$ 101,143	\$ 90,128	\$ 68,505	\$ 665,624	
Net Gain (Loss)	\$ (53,562)	\$ (15,008)	\$ 5,789	\$ 6,851	\$ (8,079)	\$ (14,154)	\$ (78,163)	
							Ending Cash Balance 3/31/14	\$ (77,204)

Check#	Check Date	Org Sta	Vendor Paid	Check Amount	Status Date
075979	03/02/2016	B/R	GALION HIGH SCHOOL (AD)	2,452.00	03/07/2016
075980	03/03/2016	W/V	HAMILTON, SCOTT	260.00	03/03/2016
075981	03/03/2016	W/V	UNIVERSITY OF AKRON	110.00	03/16/2016
075982	03/03/2016	W/R	HAMILTON, SCOTT	130.00	03/08/2016
075983	03/04/2016	B/R	GALION HIGH SCHOOL (AD)	3,428.00	03/07/2016
075984	03/07/2016	W/R	AIRGAS USA, LLC	100.11	03/14/2016
075985	03/07/2016	W/R	NICKLES BAKERY	1,057.62	03/15/2016
075986	03/07/2016	W/R	ASHLAND UNIVERSITY	136.60	03/15/2016
075987	03/07/2016	W/R	BIOMETRIC INFORMATION	600.00	03/15/2016
075988	03/07/2016	W/R	PAULEY, BRETT	156.25	03/14/2016
075989	03/07/2016	W/R	CARDINAL BUS SALES & SERVICE	276.93	03/11/2016
075990	03/07/2016	W/R	CDW-G	673.77	03/18/2016
075991	03/07/2016	W/R	CenturyLink	1,331.60	03/15/2016
075992	03/07/2016	W/R	CHARLES RITTER CO.	4.10	03/10/2016
075993	03/07/2016	W/W	COWLES, CINDY	1,110.88	
075994	03/07/2016	W/R	COLE DISTRIBUTING	10,996.29	03/11/2016
075995	03/07/2016	W/R	COLUMBUS KENWORTH, INC	940.76	03/18/2016
075996	03/07/2016	W/R	COLUMBUS PRO PERCUSSION, INC.	49.09	03/14/2016
075997	03/07/2016	W/R	COURTYARD BY MARRIOTT	141.08	03/15/2016
075998	03/07/2016	W/R	MARIKIS, DENNIS	13,500.00	03/15/2016
075999	03/07/2016	W/R	FLINN SCIENTIFIC, INC.	26.43	03/14/2016
076000	03/07/2016	W/R	GERMAN'S BUS SALES & SERVICE	942.86	03/16/2016
076001	03/07/2016	W/R	GRAINGER	98.77	03/14/2016
076002	03/07/2016	W/R	HOLLY'S BOOK RACK	26.25	03/11/2016
076003	03/07/2016	W/R	SHUCK, JACK	80.00	03/14/2016
076004	03/07/2016	W/R	HARRIS, JOHN- NON 1099	35.00	03/08/2016
076005	03/07/2016	W/R	VANHOUTEN, JON	368.75	03/14/2016
076006	03/07/2016	W/W	ROBERTS, SAM	21.00	
076007	03/07/2016	W/R	KELL ACE HARDWARE	108.50	03/17/2016
076008	03/07/2016	W/R	TOMELLEO, LOUIS MICHAEL	156.25	03/11/2016
076009	03/07/2016	W/R	WILLEKE, MARK	80.00	03/11/2016
076010	03/07/2016	W/R	MID-OHIO AUTO REPAIR	573.55	03/14/2016
076011	03/07/2016	W/R	MID-OHIO ED. SERVICE CENTER	165.54	03/10/2016
076012	03/07/2016	W/R	MT BUSINESS TECHNOLOGIES, INC.	1,664.12	03/10/2016
076013	03/07/2016	W/R	MUSICAL THEATER INTERNATIONAL	1,155.00	03/14/2016
076014	03/07/2016	W/R	MVD SPORTS	438.02	03/15/2016
076015	03/07/2016	W/R	LYNCH, NATHAN	93.00	03/25/2016
076016	03/07/2016	W/R	OHIO ASSOCIATION FOR PUPIL	525.00	03/23/2016
076017	03/07/2016	W/R	PHOTORAMA	176.00	03/28/2016
076018	03/07/2016	W/R	POST MASTER	525.00	03/10/2016
076019	03/07/2016	W/R	QUENCH	38.00	03/14/2016
076020	03/07/2016	W/R	BIGLEY, REBECCA	190.00	03/21/2016
076021	03/07/2016	W/V	GERSTENBERGER, RODNEY	80.00	03/24/2016
076022	03/07/2016	W/R	BOWERS, RYAN	80.00	03/14/2016
076023	03/07/2016	W/R	SPORT-N-SHOES	750.00	03/10/2016
076024	03/07/2016	W/R	STANTON SHEET MUSIC	271.13	03/11/2016
076025	03/07/2016	W/R	BOGARD, TERRY	83.00	03/15/2016
076026	03/07/2016	W/R	ROSEBERRY, TOMMIE	99.00	03/17/2016
076027	03/07/2016	W/R	GRUEL-WRIGHT, TONYA	150.00	03/15/2016
076028	03/07/2016	W/R	OHIO BUREAU OF CRIMINAL IDENT.	140.00	03/14/2016
076029	03/07/2016	W/R	TREASURER, STATE OF OHIO	61.50	03/11/2016
076030	03/07/2016	W/R	WEAVER, TROY J	525.00	03/11/2016

Date: 4/01/2016

C H E C K R E G I S T E R
Processing Month: March 2016
LEXINGTON LOCAL SCHOOLS

Page: 2
(CHKREG)

Check#	Check Date	Org Sta	Vendor Paid	Check Amount	Status Date
076031	03/07/2016	W/R	TRUCK SALES & SERVICE, INC.	603.76	03/11/2016
076032	03/07/2016	W/R	UNITY SCHOOL BUS PARTS	173.44	03/11/2016
076033	03/07/2016	W/R	VERIZON WIRELESS	696.66	03/14/2016
076034	03/08/2016	W/R	HOLIDAY INN EXPRESS	436.00	03/16/2016
076035	03/08/2016	W/R	HOLIDAY INN EXPRESS	476.00	03/16/2016
076036	03/08/2016	W/R	BOWLING GREEN STATE UNIVERSITY	160.00	03/31/2016
076037	03/08/2016	W/R	FISHER, CODI	100.00	03/11/2016
076038	03/08/2016	W/R	HAMILTON, SCOTT	260.00	03/10/2016
076039	03/09/2016	W/W	LITTLE, ANDY J	250.00	
076040	03/09/2016	W/R	PAULEY, BRETT	250.00	03/15/2016
076041	03/09/2016	W/R	BUCKEYE CENTRAL H.S.	711.68	03/21/2016
076042	03/09/2016	W/W	SHAFFER, CHRISTIE	30.00	
076043	03/09/2016	W/V	MARTIN, CHRISTINA D	125.00	03/30/2016
076044	03/09/2016	W/W	COLUMBUS AFRICENTRIC HS	1,280.78	
076045	03/09/2016	W/R	DANBURY LOCAL SCHOOLS	404.58	03/16/2016
076046	03/09/2016	W/R	EVERGREEN LOCAL SCHOOLS	999.90	03/18/2016
076047	03/09/2016	W/R	HARRIS, JOHN- NON 1099	54.00	03/14/2016
076048	03/09/2016	W/R	VANHOUTEN, JON	125.00	03/15/2016
076049	03/09/2016	W/W	FABER, JON	50.00	
076050	03/09/2016	W/R	MANSFIELD CHRISTIAN SCHOOL	322.09	03/17/2016
076051	03/09/2016	W/R	MANSFIELD ST. PETERS SCHOOL	649.18	03/21/2016
076052	03/09/2016	W/R	MONROEVILLE LOCAL SCHOOLS	374.58	03/16/2016
076053	03/09/2016	W/R	NORWALK CATHOLIC SCHOOL	369.58	03/16/2016
076054	03/09/2016	W/W	NWDAB	1,259.80	
076055	03/09/2016	W/R	OHIO HIGH SCHOOL ATH. ASSOC.	4,845.23	03/24/2016
076056	03/09/2016	W/R	SENECA EAST	1,038.29	03/18/2016
076057	03/09/2016	W/R	WEAVER, TROY J	125.00	03/16/2016
076058	03/09/2016	W/R	WYNFORD HIGH SCHOOL	716.68	03/16/2016
076059	03/09/2016	W/R	GIONINO'S PIZZERIA	96.00	03/14/2016
076060	03/09/2016	W/R	BRIDGEWAY ACADEMY	3,536.00	03/16/2016
076061	03/10/2016	B/R	BOWLING GREEN STATE UNIVERSITY	5,859.00	03/21/2016
076062	03/14/2016	W/W	ABDO PUBLISHING	403.95	
076063	03/14/2016	W/R	AIR CYCLE CORPORATION	5,911.50	03/23/2016
076064	03/14/2016	W/R	SHELDON, AMANDA	330.00	03/18/2016
076065	03/14/2016	W/R	APPLESEED TRUE VALUE	24.28	03/22/2016
076066	03/14/2016	W/R	BAKER VEHICLE SYSTEMS, INC.	17,113.85	03/18/2016
076067	03/14/2016	W/R	BIO CORPORATION	443.25	03/23/2016
076068	03/14/2016	W/R	BRIDGEWAY ACADEMY	3,536.00	03/21/2016
076069	03/14/2016	W/R	MORTON, BUCK	18.00	03/18/2016
076070	03/14/2016	W/R	ACCESSIBILITY SOLUTIONS LLC	99.00	03/21/2016
076071	03/14/2016	W/R	CLEARWATER SYSTEMS	119.60	03/22/2016
076072	03/14/2016	W/R	COLES ENERGY, INC.	328.10	03/18/2016
076073	03/14/2016	W/R	CULLIGAN QUALITY WATER	37.00	03/23/2016
076074	03/14/2016	W/R	DA-LOR SERVICE COMPANY, INC.	880.00	03/22/2016
076075	03/14/2016	W/R	EDGE DOCUMENT SOLUTIONS, LLC	431.48	03/21/2016
076076	03/14/2016	W/R	BUTTIL, ELIZABETH	220.00	03/21/2016
076077	03/14/2016	W/R	FAMOUS ENTERPRISES, INC.	160.79	03/18/2016
076078	03/14/2016	W/R	FAZOLI'S	877.82	03/21/2016
076079	03/14/2016	W/R	FURBAY/MANSFIELD ELECTRIC	465.66	03/17/2016
076080	03/14/2016	W/R	GEYER'S MARKET'S, INC.	176.18	03/21/2016
076081	03/14/2016	W/R	HEALTHCARE BILLING SERVICES	226.57	03/18/2016
076082	03/14/2016	W/R	SWETLIC, JANICE	400.00	03/21/2016

Date: 4/01/2016

C H E C K R E G I S T E R
Processing Month: March 2016
LEXINGTON LOCAL SCHOOLS

Page: 3
(CHKREG)

Check#	Check Date	Org Sta	Vendor Paid	Check Amount	Status Date
076083	03/14/2016	W/R	PATNODE, KARLEY	140.00	03/23/2016
076084	03/14/2016	W/R	KELL ACE HARDWARE	61.59	03/24/2016
076085	03/14/2016	W/R	KROGER COMPANY	50.00	03/18/2016
076086	03/14/2016	W/R	LEX LANES	1,555.00	03/18/2016
076087	03/14/2016	W/R	LEXINGTON HIGH SCHOOL	30.00	03/16/2016
076088	03/14/2016	W/R	ADKINS, LISA	73.75	03/21/2016
076089	03/14/2016	W/R	LOUDONVILLE BOE	98.00	03/18/2016
076090	03/14/2016	W/R	MANSFIELD AUTO PARTS	2,235.38	03/18/2016
076091	03/14/2016	W/R	MENARDS	15.99	03/25/2016
076092	03/14/2016	W/R	METRONOME MUSIC STORE	52.80	03/30/2016
076093	03/14/2016	W/R	ML TECH SERVICES LLC	1,575.00	03/22/2016
076094	03/14/2016	W/R	NEWS JOURNAL	203.50	03/21/2016
076095	03/14/2016	W/R	MT BUSINESS TECHNOLOGIES, INC.	739.49	03/18/2016
076096	03/14/2016	W/R	NORTH CENTRAL OHIO ESC	1,250.63	03/18/2016
076097	03/14/2016	W/R	OASBO	425.00	03/21/2016
076098	03/14/2016	W/R	PEPPLE & WAGGONER, LTD.	725.00	03/18/2016
076099	03/14/2016	W/R	PLANNER PADS, CO.	35.94	03/28/2016
076100	03/14/2016	W/R	RENHILL GROUP, INC.	2,635.43	03/18/2016
076101	03/14/2016	W/W	KNUCKLES, RYAN	170.79	
076102	03/14/2016	W/R	S & P APPLIANCE	43.28	03/21/2016
076103	03/14/2016	W/R	SCHMIDT SECURITY	104.00	03/22/2016
076104	03/14/2016	W/R	SIEMENS INDUSTRY, INC.	5,471.00	03/21/2016
076105	03/14/2016	W/R	STANDARD PLUMBING & HEATING CO	90.00	03/23/2016
076106	03/14/2016	W/R	STANTON SHEET MUSIC	37.58	03/18/2016
076107	03/14/2016	W/R	SYSCO CLEVELAND, INC.	3,563.86	03/17/2016
076108	03/14/2016	W/W	VOLZ, TRICIA L. NON-1099	74.88	
076109	03/14/2016	W/R	WOLFF BROS. SUPPLY, INC.	131.81	03/18/2016
076110	03/16/2016	W/V	CHIPOTLE	530.00	03/29/2016
076111	03/16/2016	B/R	METRONOME MUSIC STORE	38.00	03/30/2016
076112	03/16/2016	B/R	REMY, HEATHER	100.00	03/24/2016
076113	03/17/2016	W/W	ALL GLASS SYSTEMS	2,700.00	
076114	03/17/2016	W/R	BLICK ART MATERIALS	319.80	03/23/2016
076115	03/17/2016	W/R	CDW-G	676.08	03/25/2016
076116	03/17/2016	W/W	COWLES, CINDY	1,110.88	
076117	03/17/2016	W/R	COLUMBIA GAS OF OHIO	3,921.93	03/22/2016
076118	03/17/2016	W/R	CONSERVE FLAG COMPANY	82.95	03/30/2016
076119	03/17/2016	W/R	DEMCO, INC.	1,316.11	03/23/2016
076120	03/17/2016	W/R	DISCOUNT MAGAZINE	39.90	03/22/2016
076121	03/17/2016	W/R	SANTAMARIA, EMILY	170.90	03/21/2016
076122	03/17/2016	W/R	GILBARCO INC.	30.00	03/22/2016
076123	03/17/2016	W/R	HCC LIFE INSURANCE CO	27,074.88	03/21/2016
076124	03/17/2016	W/R	TAYLOR, KEVIN	37.31	03/21/2016
076125	03/17/2016	W/R	KIMBALL MIDWEST	35.36	03/24/2016
076126	03/17/2016	W/R	McPEEK, KRISTEN	60.00	03/24/2016
076127	03/17/2016	W/R	OCHI, MADOKA	971.90	03/22/2016
076128	03/17/2016	W/R	METRONOME MUSIC STORE	327.00	03/30/2016
076129	03/17/2016	W/R	METROPOLITAN EDUCATIONAL	1,072.08	03/25/2016
076130	03/17/2016	W/R	MID-OHIO AUTO REPAIR	642.02	03/28/2016
076131	03/17/2016	W/W	SHUCK, MIMSLYN	30.00	
076132	03/17/2016	W/R	STAPLES, MITCHELL L	510.00	03/23/2016
076133	03/17/2016	W/R	ACORN DISTRIBUTORS, INC.	15,842.12	03/23/2016
076134	03/17/2016	W/R	O.E. MEYER COMPANY	81.36	03/24/2016

Check#	Check Date	Org Sta	Vendor Paid	Check Amount	Status Date
076135	03/17/2016	W/R	OAT & CCC	110.00	03/24/2016
076136	03/17/2016	W/W	OMEA	220.00	
076137	03/17/2016	W/W	ORIENTAL TRADING COMPANY	261.74	
076138	03/17/2016	W/R	PATTERSON MEDICAL	247.85	03/24/2016
076139	03/17/2016	W/R	RC THERAPY SERVICES, INC.	7,225.00	03/23/2016
076140	03/17/2016	W/R	RICHLAND CO. HEALTH DEPT	4,457.78	03/23/2016
076141	03/17/2016	W/R	RJ COOPER & ASSOCIATES INC	84.00	03/23/2016
076142	03/17/2016	W/R	RUMPKE	774.79	03/22/2016
076143	03/17/2016	W/R	SCHOOL EMPLOYEES RETIREMENT	5,505.66	03/22/2016
076144	03/17/2016	W/R	SENSMEIER OIL COMPANY	2,248.19	03/22/2016
076145	03/17/2016	W/R	STANTON SHEET MUSIC	63.30	03/22/2016
076146	03/17/2016	W/R	STATE TEACHERS RETIREMENT	4,183.77	03/24/2016
076147	03/17/2016	W/R	TEAM SPORTS, INC	300.00	03/23/2016
076148	03/17/2016	W/R	THE CENTER FOR INDIVIDUAL &	88.00	03/23/2016
076149	03/17/2016	W/R	UPS STORE	13.88	03/24/2016
076150	03/17/2016	W/R	WORNER ROOFING COMPANY	625.55	03/21/2016
076151	03/18/2016	W/R	PIONEER CAREER & TECHNOLOGY	30.00	03/24/2016
076152	03/24/2016	W/R	GERSTENBERGER, RODNEY	80.00	03/29/2016
076153	03/28/2016	W/W	SHELDON, AMANDA	140.00	
076154	03/28/2016	W/R	STEWART, AMY	36.96	03/29/2016
076155	03/28/2016	W/W	PETRIE, ANNE	55.99	
076156	03/28/2016	W/W	CBIZ BENEFITS & INSURANCE	2,750.00	
076157	03/28/2016	W/W	CDW-G	154.36	
076158	03/28/2016	W/W	DRYBURGH, CHARLA	369.60	
076159	03/28/2016	W/R	CHARLES RITTER CO.	62.89	03/31/2016
076160	03/28/2016	W/W	COLUMBUS KENWORTH, INC	465.34	
076161	03/28/2016	W/W	CompManagement, Inc.	3,225.00	
076162	03/28/2016	W/W	DIRECT ENERGY BUSINESS MARKETI	7,838.06	
076163	03/28/2016	W/W	EDGE DOCUMENT SOLUTIONS, LLC	864.00	
076164	03/28/2016	W/W	BUTTIL, ELIZABETH	120.00	
076165	03/28/2016	W/R	SANTAMARIA, EMILY	159.58	03/30/2016
076166	03/28/2016	W/W	EGGERTON, GENELLE	57.24	
076167	03/28/2016	W/W	GRAINGER	148.48	
076168	03/28/2016	W/W	HOUGHTON MIFFLIN HARCOURT	161.05	
076169	03/28/2016	W/W	SWETLIC, JANICE	400.00	
076170	03/28/2016	W/W	JOSTEN'S	1,952.50	
076171	03/28/2016	W/V	PATNODE, KARLEY	80.00	03/28/2016
076172	03/28/2016	W/W	LITTLE BUCKEYE CHILDREN'S MUSE	625.00	
076173	03/28/2016	W/W	OLECKI, MICHELLE	535.93	
076174	03/28/2016	W/R	MID-OHIO ED. SERVICE CENTER	85.00	03/31/2016
076175	03/28/2016	W/W	OHIO HIGH SCHOOL GOLF COACHES	50.00	
076176	03/28/2016	W/W	RAYMOND GEDDES & COMPANY, INC.	179.22	
076177	03/28/2016	W/R	BIGLEY, REBECCA-NON 1099	39.17	03/30/2016
076178	03/28/2016	W/W	RENHILL GROUP, INC.	3,953.16	
076179	03/28/2016	W/W	S & S COACH CO.	950.00	
076180	03/28/2016	W/W	SMITHFOODS, INC	3,909.00	
076181	03/28/2016	W/W	STAPLES	129.99	
076182	03/28/2016	W/W	McBRIDE, SUSAN	84.14	
076183	03/28/2016	W/W	THE WINNER'S EDGE	729.92	
076184	03/28/2016	W/W	VIDONISH STUDIOS	1,300.00	
076185	03/28/2016	W/W	WAL-MART DISCOUNT CITIES	658.44	
076186	03/28/2016	W/W	PATNODE, KARLEY	40.00	

Date: 4/01/2016

C H E C K R E G I S T E R
Processing Month: March 2016
LEXINGTON LOCAL SCHOOLS

Page: 5
(CHKREG)

Check#	Check Date	Org Sta	Vendor Paid	Check Amount	Status Date
076187	03/30/2016	W/W	A-1 PRINTING INC	38.00	
076188	03/30/2016	W/W	ABLENET, INC.	152.90	
076189	03/30/2016	W/W	AMERICAN ELECTRIC POWER	37,863.36	
076190	03/30/2016	W/W	CDW-G	105.94	
076191	03/30/2016	W/W	CenturyLink	1,327.32	
076192	03/30/2016	W/W	MARTIN, CHRISTINA D	125.00	
076193	03/30/2016	W/W	DELL MARKETING L.P.	59.97	
076194	03/30/2016	W/W	ITsavvy	1,265.00	
076195	03/30/2016	W/W	BERRY, JENNIFER	63.72	
076196	03/30/2016	W/W	JOSTEN'S	55.00	
076197	03/30/2016	W/W	ALEXANDER, KRISTA	527.32	
076198	03/30/2016	W/W	LAKESHORE LEARNING MATERIALS	244.92	
076199	03/30/2016	W/W	MEDCENTRAL PEDIATRIC THERAPY	43,360.00	
076200	03/30/2016	W/W	OMEA	506.00	
076201	03/30/2016	W/W	KNUCKLES, RYAN	51.07	
076202	03/30/2016	W/W	SAM'S CLUB	433.68	
076203	03/30/2016	W/W	SOUTHEASTERN PERFORMANCE APPL.	23.00	
076204	03/30/2016	W/W	SPORT-N-SHOES	180.00	
076205	03/30/2016	W/W	VERIZON WIRELESS	696.17	
076206	03/30/2016	W/W	VILLAGE OF LEXINGTON	8,300.59	
076207	03/31/2016	W/W	LEXINGTON ATHLETIC DEPT.	350.00	
690788	03/04/2016	C/R	LEXINGTON SCHOOLS - PAYROLL	531,307.68	03/31/2016
690789	03/08/2016	M/M	GORDON FOOD SERVICE	12,187.70	
690790	03/18/2016	C/R	LEXINGTON SCHOOLS - PAYROLL	512,226.48	03/31/2016
690791	03/14/2016	M/M	LEXINGTON SCHOOLS - PAYROLL	7,156.82	
690792	03/14/2016	M/M	MEMO-S.T.R.S.	5,243.48	
690793	03/21/2016	C/R	LEXINGTON SCHOOLS - PAYROLL	42,843.12	03/31/2016
690794	03/15/2016	M/M	MORROW COUNTY AUDITOR	12,156.08	
690795	03/15/2016	M/M	MORROW COUNTY AUDITOR	817.96	
690796	03/15/2016	M/M	LEXINGTON SCHOOLS - PAYROLL	6,885.67	
690797	03/15/2016	M/M	MEMO-S.T.R.S.	5,243.48	
690798	03/15/2016	M/M	ANTHEM BENEFIT SERVICES	275,443.68	
690799	03/15/2016	M/M	ANTHEM BENEFIT SERVICES	10,016.32	
690800	03/18/2016	M/M	MEMO-MID OHIO ESC	3,867.59	
690801	03/18/2016	M/M	GORDON FOOD SERVICE	4,481.58	
690802	03/18/2016	M/M	LEXINGTON SCHOOLS - PAYROLL	621.23	
690803	03/18/2016	M/M	MEMO-S.E.R.S.	41,852.00	
690804	03/18/2016	M/M	MEMO-S.T.R.S.	105,552.00	
Total Checks Issued				\$ 1,917,534.65	

TRANS NO	ITEM NO	TRANS DATE	STS	DESCRIPTION OR SOURCE	TI	FUND	RCPT	SPEC	SUBJ	OPU	TRANS AMOUNT
068493	0001	03/01/2016	A	Real Estate Tax - Morrow	03	001	1111	0000	000000	000	227,059.42
068493	0002	03/01/2016	A	Emergency Tax - Morrow	03	001	1111	0000	000000	000	167,829.05
068524	0001	03/10/2016	A	Prop Tax Adv - Richland Genera	03	001	1111	0000	000000	000	1,841,700.00
068524	0002	03/10/2016	A	Prop Tax Adv Richland Emerg	03	001	1111	0000	000000	000	1,043,630.00
068523	0001	03/14/2016	A	Mobile Home Tax -Morrow	03	001	1111	0000	000000	000	4,935.60
068523	0002	03/14/2016	A	Mobile Home Tax Morrow -Emer	03	001	1111	0000	000000	000	3,503.22
RCPT CODE SUB-TOTAL:											3,288,657.29
068493	0004	03/01/2016	A	Pers Prop Tax - Morrow	03	001	1122	0000	000000	000	14,817.18
068493	0005	03/01/2016	A	Pers Prop Tax Emerg - Morrow	03	001	1122	0000	000000	000	8,180.31
RCPT CODE SUB-TOTAL:											22,997.49
068500	0001	03/01/2016	A	Mack Preschool tuition	03	001	1211	0000	000000	500	100.00
068506	0001	03/03/2016	A	Miller Feb-May tuition	03	001	1211	0000	000000	000	2,415.28
068508	0001	03/04/2016	A	Theodorou preschool tuition	03	001	1211	0000	000000	500	100.00
068514	0001	03/07/2016	A	Preschool tuition	03	001	1211	0000	000000	500	200.00
068515	0001	03/07/2016	A	Iten Mar tuition	03	001	1211	0000	000000	000	603.82
068516	0001	03/07/2016	A	Taylor Mar tuition	03	001	1211	0000	000000	000	1,207.64
068534	0001	03/08/2016	A	Clifton preschool tuition	03	001	1211	0000	000000	500	100.00
068534	0002	03/08/2016	A	Finley preschool tuition	03	001	1211	0000	000000	500	100.00
068540	0001	03/09/2016	A	Preschool tuition Knader	03	001	1211	0000	000000	500	200.00
068549	0001	03/10/2016	A	Preschool tuition - Snider	03	001	1211	0000	000000	500	100.00
068549	0002	03/10/2016	A	Preschool tuition Lee	03	001	1211	0000	000000	500	100.00
068550	0001	03/10/2016	A	Siegenthaler Feb tuition	03	001	1211	0000	000000	000	603.82
068560	0001	03/11/2016	A	Burt Preschool tuition	03	001	1211	0000	000000	500	100.00
068563	0001	03/14/2016	A	Goldsmith Mar tuition	03	001	1211	0000	000000	000	603.82
068586	0001	03/18/2016	A	Haring Mar tuition	03	001	1211	0000	000000	000	603.82
068594	0001	03/28/2016	A	Siegenthaler Mar & Apr tuition	03	001	1211	0000	000000	000	1,207.64
068610	0001	03/31/2016	A	Haring Apr Tuition	03	001	1211	0000	000000	000	603.82
RCPT CODE SUB-TOTAL:											8,949.66
068494	0014	03/04/2016	A	Open Enrollment Revenue	03	001	1227	0000	000000	000	98.34
068557	0015	03/18/2016	A	Open Enrollment Revenue	03	001	1227	0000	000000	000	98.33
RCPT CODE SUB-TOTAL:											196.67
068614	0001	03/30/2016	A	Richland Bank Feb Interest	03	001	1410	0000	000000	000	3,508.83
068615	0001	03/30/2016	A	Richland Bank Feb Interest	03	001	1410	0000	000000	000	3,508.83
068616	0001	03/30/2016	A	Richland Bank Feb Interest	03	001	1410	0000	000000	000	3,528.81
RCPT CODE SUB-TOTAL:											3,528.81

STATUS (STS) CODES:

A-RECEIPT B-REFUND OF RECEIPT V-VOID REFUND OF RECEIPT X-REDUCTION OF EXPENDITURE
 C-APPROPRIATION OR BUDGET MODIFICATIONS D-EXPENSE/SUPPLIES DISTRIBUTION F-FUND TO FUND TRANSFER

TRANS NO	ITEM NO	TRANS DATE	STS	DESCRIPTION OR SOURCE	TI	FUND	RCPT	SPCC	SUBJ	OPU	TRANS AMOUNT
068497	0001	03/01/2016	A	Western school fees	03	001	1740	0000	000000	500	27.00
068499	0001	03/01/2016	A	Eastern school fees	03	001	1740	0000	000000	300	84.00
068502	0001	03/02/2016	A	Summer PE	03	001	1740	0000	080999	100	810.00
068510	0001	03/04/2016	A	Summer PE	03	001	1740	0000	080999	100	990.00
068512	0001	03/07/2016	A	Western school fees	03	001	1740	0000	000000	500	20.00
068531	0001	03/08/2016	A	Western school fees	03	001	1740	0000	000000	500	19.00
068532	0001	03/08/2016	A	Eastern school fees	03	001	1740	0000	000000	300	60.00
068533	0001	03/09/2016	A	HS School fees	03	001	1740	0000	000000	100	25.00
068542	0001	03/09/2016	A	Summer PE	03	001	1740	0000	080999	100	900.00
068551	0001	03/11/2016	A	JH School fees	03	001	1740	0000	000000	200	43.00
068552	0001	03/11/2016	A	HS School fees	03	001	1740	0000	000000	100	98.00
068566	0001	03/16/2016	A	Summer PE	03	001	1740	0000	080999	100	810.00
068583	0001	03/18/2016	A	Western school fees	03	001	1740	0000	000000	500	20.00
068585	0001	03/18/2016	A	Summer PE	03	001	1740	0000	080999	100	180.00
068592	0001	03/28/2016	A	Eastern school fees	03	001	1740	0000	000000	300	135.00
068596	0001	03/29/2016	A	HS School fees	03	001	1740	0000	000000	100	11.00
068601	0001	03/29/2016	A	Western school fees	03	001	1740	0000	000000	500	40.00
068612	0001	03/30/2016	A	Central school fees	03	001	1740	0000	000000	400	56.00
068608	0001	03/31/2016	A	HS Fees - Pay For It	03	001	1740	0000	000000	100	30.00
068608	0002	03/31/2016	A	Central Fees - Pay For It	03	001	1740	0000	000000	400	22.50
068608	0003	03/31/2016	A	Jr High Fees - Pay For It	03	001	1740	0000	000000	400	0.00
068608	0004	03/31/2016	A	Eastern Fees - Pay For It	03	001	1740	0000	000000	400	30.00
068608	0005	03/31/2016	A	Western Fees - Pay For It	03	001	1740	0000	000000	400	0.00
RCPT CODE SUB-TOTAL:											4,410.50
068494	0001	03/04/2016	A	Opportunity Grant	03	001	3110	0000	000000	000	284,049.55
068494	0002	03/04/2016	A	Targeted Assistance	03	001	3110	0000	000000	000	18,846.56
068494	0003	03/04/2016	A	K-3 Literacy Funding	03	001	3110	0000	000000	000	5,235.03
068494	0005	03/04/2016	A	Limited English Prof Funding	03	001	3110	0000	000000	000	62.75
068494	0006	03/04/2016	A	Gifted Education Funding	03	001	3110	0000	000000	000	5,039.27
068494	0007	03/04/2016	A	Transportation	03	001	3110	0000	000000	000	21,115.40
068494	0008	03/04/2016	A	Special Education Funding	03	001	3110	0000	000000	000	34,746.20
068494	0010	03/04/2016	A	Third Grade Reading Bonus	03	001	3110	0000	000000	000	35,616.18
068494	0011	03/04/2016	A	Transitional Aid Guarantee	03	001	3110	0000	000000	000	14,307.71
068494	0012	03/04/2016	A	Preschool Special Educ Funding	03	001	3110	0000	000000	000	3,952.73
068494	0013	03/04/2016	A	Special Educ Transportation	03	001	3110	0000	000000	000	856.12
068494	0020	03/04/2016	A	JV02 FY2015 SFPR Adjustment	03	001	3110	0000	000000	000	1,231.92-
068557	0001	03/18/2016	A	Opportunity Grant	03	001	3110	0000	000000	000	284,921.24
068557	0002	03/18/2016	A	Targeted Assistance	03	001	3110	0000	000000	000	21,237.20
068557	0003	03/18/2016	A	K-3 Literacy Funding	03	001	3110	0000	000000	000	5,263.23
068557	0005	03/18/2016	A	Limited English Prof Funding	03	001	3110	0000	000000	000	61.03
068557	0006	03/18/2016	A	Gifted Education Funding	03	001	3110	0000	000000	000	5,043.16
068557	0007	03/18/2016	A	Transportation	03	001	3110	0000	000000	000	21,115.40

STATUS (STS) CODES:

A-RECEIPT B-REFUND OF RECEIPT V-VOID REFUND OF RECEIPT X-REDUCTION OF EXPENDITURE
 C-APPROPRIATION OR BUDGET MODIFICATIONS D-EXPENSE/SUPPLIES DISTRIBUTION F-FUND TO FUND TRANSFER

TRANS NO	ITEM NO	TRANS DATE	STS	DESCRIPTION OR SOURCE	TI	FUND	RCPT	SPCC	SUBJ	OPU	TRANS AMOUNT
068557	0008	03/18/2016	A	Special Education Funding	03	001	3110	0000	000000	000	34,770.37
068557	0010	03/18/2016	A	Graduation Bonus	03	001	3110	0000	000000	000	42.88-
068557	0011	03/18/2016	A	Third Grade Reading Bonus	03	001	3110	0000	000000	000	46.07-
068557	0012	03/18/2016	A	Transitional Aid Guarantee	03	001	3110	0000	000000	000	8,251.04
068557	0013	03/18/2016	A	Preschool Special Educ Funding	03	001	3110	0000	000000	000	3,947.58
068557	0014	03/18/2016	A	Special Educ Transportation	03	001	3110	0000	000000	000	856.11
068557	0021	03/18/2016	A	JV02 FY2015 SFPR Adjustment	03	001	3110	0000	000000	000	1,231.92-
068557	0022	03/18/2016	A	JV03 FY2015 SFPR Adjustment	03	001	3110	0000	000000	000	2,103.50-
RCPT CODE SUB-TOTAL:											804,657.57
068580	0001	03/29/2016	A	RB for Real Estate - Morrow	03	001	3131	0000	000000	000	19,747.48
068580	0002	03/29/2016	A	RB for Emergency Levy - Morrow	03	001	3131	0000	000000	000	14,670.26
068580	0007	03/29/2016	A	2 1/2 HMRB Real Est-Morrow	03	001	3131	0000	000000	000	2,365.23
068580	0008	03/29/2016	A	2 1/2 HMRB Emerg Levy-Morrow	03	001	3131	0000	000000	000	1,757.10
RCPT CODE SUB-TOTAL:											38,540.07
068580	0004	03/29/2016	A	Homestead Real Est - Morrow	03	001	3132	0000	000000	000	6,346.46
068580	0005	03/29/2016	A	Homestead Emerg Levy-Morrow	03	001	3132	0000	000000	000	4,714.74
RCPT CODE SUB-TOTAL:											11,061.20
068494	0004	03/04/2016	A	Economic Disadvantaged Funding	03	001	3211	0000	000000	000	18,102.24
068557	0004	03/18/2016	A	Economic Disadvantaged Funding	03	001	3211	0000	000000	000	3,793.46
RCPT CODE SUB-TOTAL:											21,895.70
068494	0009	03/04/2016	A	Career Tech Education Funding	03	001	3219	0000	000000	000	281.82
068557	0009	03/18/2016	A	Career Tech Education Funding	03	001	3219	0000	000000	000	5,169.19
RCPT CODE SUB-TOTAL:											5,451.01
068613	0001	03/30/2016	A	MEDICAID Recd -03/03/16	03	001	3300	0000	000000	000	2,534.53
068613	0002	03/30/2016	A	MEDICAID Recd 3/24/16	03	001	3300	0000	000000	000	6,279.33
RCPT CODE SUB-TOTAL:											8,813.86
068525	0001	03/15/2016	A	Void Stale O/S Checks	03	001	5300	0000	000000	000	753.17
068526	0001	03/16/2016	B	INV 20367445	03	001	5300	0000	000000	000	30.00-
068526	0002	03/16/2016	B	INV 20370006	03	001	5300	0000	000000	000	8.00-
068527	0001	03/16/2016	B	SCHOLASTIC REIMBURSEMENT	03	001	5300	0000	000000	000	100.00-
RCPT CODE SUB-TOTAL:											615.17
FUND CODE SUB-TOTAL:											4,219,775.00

STATUS (STS) CODES:

A-RECEIPT B-REFUND OF RECEIPT V-VOID REFUND OF RECEIPT X-REDUCTION OF EXPENDITURE
 C-APPROPRIATION OR BUDGET MODIFICATIONS D-EXPENSE/SUPPLIES DISTRIBUTION F-FUND TO FUND TRANSFER

DATE: 04/01/2016
 TIME: 13:34

LEXINGTON LOCAL SCHOOLS
 TRANS. BY FUND/RCPT, ALL FUNDS
 DATES 03/01/2016 THRU 03/31/2016
 SORTED BY TRANSACTION DATE

PAGE: 4
 (RECLD)

TRANS NO	ITEM NO	TRANS DATE	STS	DESCRIPTION OR SOURCE	TI	FUND	RCPT	SPCC	SUBJ	OPU	TRANS AMOUNT
068493	0003	03/01/2016	A	Permanent Improv Tax - Morrow	03	003	1111	0000	000000	000	20,745.57
068524	0003	03/10/2016	A	Prop Tax Adv Richland Perm Imp	03	003	1111	0000	000000	000	184,170.00
068523	0003	03/14/2016	A	Mobile Home Tax-Morrow PI	03	003	1111	0000	000000	000	443.00
RCPT CODE SUB-TOTAL:											205,358.57
068493	0006	03/01/2016	A	Pers Prop Tax PI - Morrow	03	003	1122	0000	000000	000	1,389.11
RCPT CODE SUB-TOTAL:											1,389.11
068580	0003	03/29/2016	A	RB for PI Levy - Morrow	03	003	3131	0000	000000	000	1,755.90
068580	0009	03/29/2016	A	2 1/2 HMRB PI Levy-Morrow	03	003	3131	0000	000000	000	210.31
RCPT CODE SUB-TOTAL:											1,966.21
068580	0006	03/29/2016	A	Homestead for PI Levy-Morrow	03	003	3132	0000	000000	000	564.30
RCPT CODE SUB-TOTAL:											564.30
FUND CODE SUB-TOTAL:											209,278.19
068528	0026	03/04/2016	A	HS Breakfast	03	006	1511	0000	000000	100	155.65
068528	0027	03/04/2016	A	Jr. Hi Breakfast	03	006	1511	0000	000000	200	21.95
068528	0028	03/04/2016	A	Eastern Breakfast	03	006	1511	0000	000000	300	99.20
068528	0029	03/04/2016	A	Central Breakfast	03	006	1511	0000	000000	400	43.40
068528	0030	03/04/2016	A	Western Breakfast	03	006	1511	0000	000000	500	50.60
068556	0026	03/11/2016	A	HS Breakfast	03	006	1511	0000	000000	100	218.50
068556	0027	03/11/2016	A	Jr. Hi Breakfast	03	006	1511	0000	000000	200	32.25
068556	0028	03/11/2016	A	Eastern Breakfast	03	006	1511	0000	000000	300	108.25
068556	0029	03/11/2016	A	Central Breakfast	03	006	1511	0000	000000	400	41.80
068556	0030	03/11/2016	A	Western Breakfast	03	006	1511	0000	000000	500	65.00
068587	0026	03/18/2016	A	HS Breakfast	03	006	1511	0000	000000	100	167.85
068587	0027	03/18/2016	A	Jr. Hi Breakfast	03	006	1511	0000	000000	200	25.90
068587	0028	03/18/2016	A	Eastern Breakfast	03	006	1511	0000	000000	300	73.50
068587	0029	03/18/2016	A	Central Breakfast	03	006	1511	0000	000000	400	62.10
068587	0030	03/18/2016	A	Western Breakfast	03	006	1511	0000	000000	500	57.60
068619	0026	03/31/2016	A	HS Breakfast	03	006	1511	0000	000000	100	144.60
068619	0027	03/31/2016	A	Jr. Hi Breakfast	03	006	1511	0000	000000	200	14.30
068619	0028	03/31/2016	A	Eastern Breakfast	03	006	1511	0000	000000	300	60.70
068619	0029	03/31/2016	A	Central Breakfast	03	006	1511	0000	000000	400	41.40
068619	0030	03/31/2016	A	Western Breakfast	03	006	1511	0000	000000	500	46.90
RCPT CODE SUB-TOTAL:											1,531.45

STATUS (STS) CODES:

A-RECEIPT B-REFUND OF RECEIPT V-VOID REFUND OF RECEIPT X-REDUCTION OF EXPENDITURE
 C-APPROPRIATION OR BUDGET MODIFICATIONS D-EXPENSE/SUPPLIES DISTRIBUTION F-FUND TO FUND TRANSFER

TRANS NO	ITEM NO	TRANS DATE	STS	DESCRIPTION OR SOURCE	TI	FUND	RCPT	SPCE	SUBJ	OPU	TRANS AMOUNT
068528	0001	03/04/2016	A	HS Stu. Type A	03	006	1512	0000	000000	100	2,549.70
068528	0005	03/04/2016	A	HS ROA Stu. Type A	03	006	1512	0000	000000	100	873.75-
068528	0006	03/04/2016	A	Jr Hi Stu. Type A	03	006	1512	0000	000000	200	1,015.05
068528	0010	03/04/2016	A	Jr. Hi ROA Stu Type A	03	006	1512	0000	000000	200	654.40-
068528	0011	03/04/2016	A	Eastern Stu. Type A	03	006	1512	0000	000000	300	1,005.55
068528	0015	03/04/2016	A	Eastern ROA Stu. Type A	03	006	1512	0000	000000	300	520.50-
068528	0016	03/04/2016	A	Central Stu. Type A	03	006	1512	0000	000000	400	795.60
068528	0020	03/04/2016	A	Central ROA Stu. Type A	03	006	1512	0000	000000	400	383.61-
068528	0021	03/04/2016	A	Western Stu. Type A	03	006	1512	0000	000000	500	739.80
068528	0025	03/04/2016	A	Western ROA Stu. Type A	03	006	1512	0000	000000	500	164.25-
068556	0001	03/11/2016	A	HS Stu. Type A	03	006	1512	0000	000000	100	3,031.80
068556	0005	03/11/2016	A	HS ROA Stu. Type A	03	006	1512	0000	000000	100	1,670.31-
068556	0006	03/11/2016	A	Jr Hi Stu. Type A	03	006	1512	0000	000000	200	1,328.20
068556	0010	03/11/2016	A	Jr. Hi ROA Stu Type A	03	006	1512	0000	000000	200	641.75-
068556	0011	03/11/2016	A	Eastern Stu. Type A	03	006	1512	0000	000000	300	1,249.70
068556	0015	03/11/2016	A	Eastern ROA Stu. Type A	03	006	1512	0000	000000	300	648.02-
068556	0016	03/11/2016	A	Central Stu. Type A	03	006	1512	0000	000000	400	1,011.40
068556	0020	03/11/2016	A	Central ROA Stu. Type A	03	006	1512	0000	000000	400	175.86-
068556	0021	03/11/2016	A	Western Stu. Type A	03	006	1512	0000	000000	500	988.25
068556	0025	03/11/2016	A	Western ROA Stu. Type A	03	006	1512	0000	000000	500	708.06-
068587	0001	03/18/2016	A	HS Stu. Type A	03	006	1512	0000	000000	100	3,066.00
068587	0005	03/18/2016	A	HS ROA Stu. Type A	03	006	1512	0000	000000	100	1,309.41-
068587	0006	03/18/2016	A	Jr Hi Stu. Type A	03	006	1512	0000	000000	200	1,345.70
068587	0010	03/18/2016	A	Jr. Hi ROA Stu Type A	03	006	1512	0000	000000	200	807.20-
068587	0011	03/18/2016	A	Eastern Stu. Type A	03	006	1512	0000	000000	300	1,208.35
068587	0015	03/18/2016	A	Eastern ROA Stu. Type A	03	006	1512	0000	000000	300	621.64-
068587	0016	03/18/2016	A	Central Stu. Type A	03	006	1512	0000	000000	400	993.75
068587	0020	03/18/2016	A	Central ROA Stu. Type A	03	006	1512	0000	000000	400	198.60-
068587	0021	03/18/2016	A	Western Stu. Type A	03	006	1512	0000	000000	500	945.85
068587	0025	03/18/2016	A	Western ROA Stu. Type A	03	006	1512	0000	000000	500	511.20-
068608	0006	03/31/2016	A	HS Lunch - Pay For It	03	006	1512	0000	000000	100	3,996.90
068608	0007	03/31/2016	A	Jr High Lunch - Pay For It	03	006	1512	0000	000000	200	2,137.10
068608	0008	03/31/2016	A	Eastern Lunch - Pay For It	03	006	1512	0000	000000	300	1,536.00
068608	0009	03/31/2016	A	Central Lunch - Pay For It	03	006	1512	0000	000000	400	1,026.75
068608	0010	03/31/2016	A	Western Lunch - Pay For It	03	006	1512	0000	000000	500	1,057.90
068619	0001	03/31/2016	A	HS Stu. Type A	03	006	1512	0000	000000	100	2,609.75
068619	0005	03/31/2016	A	HS ROA Stu. Type A	03	006	1512	0000	000000	100	472.30-
068619	0006	03/31/2016	A	Jr Hi Stu. Type A	03	006	1512	0000	000000	200	1,058.40
068619	0010	03/31/2016	A	Jr. Hi ROA Stu Type A	03	006	1512	0000	000000	200	130.49-
068619	0011	03/31/2016	A	Eastern Stu. Type A	03	006	1512	0000	000000	300	1,016.90
068619	0015	03/31/2016	A	Eastern ROA Stu. Type A	03	006	1512	0000	000000	300	580.25-
068619	0016	03/31/2016	A	Central Stu. Type A	03	006	1512	0000	000000	400	846.25
068619	0020	03/31/2016	A	Central ROA Stu. Type A	03	006	1512	0000	000000	400	315.77-
068619	0021	03/31/2016	A	Western Stu. Type A	03	006	1512	0000	000000	500	748.45

STATUS (STS) CODES:

A-RECEIPT B-REFUND OF RECEIPT V-VOID REFUND OF RECEIPT X-REDUCTION OF EXPENDITURE
 C-APPROPRIATION OR BUDGET MODIFICATIONS D-EXPENSE/SUPPLIES DISTRIBUTION F-FUND TO FUND TRANSFER

TRANS NO	ITEM NO	TRANS DATE	STS	DESCRIPTION OR SOURCE	TI	FUND	RCPT	SPCC	SUBJ	OPU	TRANS AMOUNT
068619	0025	03/31/2016	A	Western ROA Stu. Type A	03	006	1512	0000	000000	500	93.64-
RCPT CODE SUB-TOTAL:											25,828.09
068528	0003	03/04/2016	A	HS Stu. Ala Carte	03	006	1513	0000	000000	100	1,539.65
068528	0008	03/04/2016	A	Jr. Hi. Stu. Ala Carte	03	006	1513	0000	000000	200	335.55
068528	0013	03/04/2016	A	Eastern Stu. Ala Carte	03	006	1513	0000	000000	300	210.85
068528	0018	03/04/2016	A	Central Stu. Ala Carte	03	006	1513	0000	000000	400	91.75
068528	0023	03/04/2016	A	Western Stu. Ala Carte	03	006	1513	0000	000000	500	158.00
068556	0003	03/11/2016	A	HS Stu. Ala Carte	03	006	1513	0000	000000	100	1,890.80
068556	0008	03/11/2016	A	Jr. Hi. Stu. Ala Carte	03	006	1513	0000	000000	200	457.55
068556	0013	03/11/2016	A	Eastern Stu. Ala Carte	03	006	1513	0000	000000	300	263.05
068556	0018	03/11/2016	A	Central Stu. Ala Carte	03	006	1513	0000	000000	400	136.65
068556	0023	03/11/2016	A	Western Stu. Ala Carte	03	006	1513	0000	000000	500	187.25
068587	0003	03/18/2016	A	HS Stu. Ala Carte	03	006	1513	0000	000000	100	1,944.55
068587	0008	03/18/2016	A	Jr. Hi. Stu. Ala Carte	03	006	1513	0000	000000	200	439.00
068587	0013	03/18/2016	A	Eastern Stu. Ala Carte	03	006	1513	0000	000000	300	238.45
068587	0018	03/18/2016	A	Central Stu. Ala Carte	03	006	1513	0000	000000	400	131.75
068587	0023	03/18/2016	A	Western Stu. Ala Carte	03	006	1513	0000	000000	500	165.75
068619	0003	03/31/2016	A	HS Stu. Ala Carte	03	006	1513	0000	000000	100	1,479.69
068619	0008	03/31/2016	A	Jr. Hi. Stu. Ala Carte	03	006	1513	0000	000000	200	375.30
068619	0013	03/31/2016	A	Eastern Stu. Ala Carte	03	006	1513	0000	000000	300	212.15
068619	0018	03/31/2016	A	Central Stu. Ala Carte	03	006	1513	0000	000000	400	119.50
068619	0023	03/31/2016	A	Western Stu. Ala Carte	03	006	1513	0000	000000	500	138.25
RCPT CODE SUB-TOTAL:											10,535.49
068528	0002	03/04/2016	A	HS Stu. Milk	03	006	1514	0000	000000	100	20.00
068528	0007	03/04/2016	A	Jr. Hi. Stu Milk	03	006	1514	0000	000000	200	7.00
068528	0012	03/04/2016	A	Eastern Stu. Milk	03	006	1514	0000	000000	300	6.50
068528	0017	03/04/2016	A	Central Stu. Milk	03	006	1514	0000	000000	400	9.00
068528	0022	03/04/2016	A	Western Stu. Milk	03	006	1514	0000	000000	500	12.50
068556	0002	03/11/2016	A	HS Stu. Milk	03	006	1514	0000	000000	100	30.50
068556	0007	03/11/2016	A	Jr. Hi. Stu Milk	03	006	1514	0000	000000	200	9.00
068556	0012	03/11/2016	A	Eastern Stu. Milk	03	006	1514	0000	000000	300	6.50
068556	0017	03/11/2016	A	Central Stu. Milk	03	006	1514	0000	000000	400	10.00
068556	0022	03/11/2016	A	Western Stu. Milk	03	006	1514	0000	000000	500	26.00
068587	0002	03/18/2016	A	HS Stu. Milk	03	006	1514	0000	000000	100	33.00
068587	0007	03/18/2016	A	Jr. Hi. Stu Milk	03	006	1514	0000	000000	200	13.50
068587	0012	03/18/2016	A	Eastern Stu. Milk	03	006	1514	0000	000000	300	11.00
068587	0017	03/18/2016	A	Central Stu. Milk	03	006	1514	0000	000000	400	11.00
068587	0022	03/18/2016	A	Western Stu. Milk	03	006	1514	0000	000000	500	17.00
068619	0002	03/31/2016	A	HS Stu. Milk	03	006	1514	0000	000000	100	23.00
068619	0007	03/31/2016	A	Jr. Hi. Stu Milk	03	006	1514	0000	000000	200	15.50

STATUS (STS) CODES:

A-RECEIPT B-REFUND OF RECEIPT V-VOID REFUND OF RECEIPT X-REDUCTION OF EXPENDITURE
 C-APPROPRIATION OR BUDGET MODIFICATIONS D-EXPENSE/SUPPLIES DISTRIBUTION F-FUND TO FUND TRANSFER

TRANS NO	ITEM NO	TRANS DATE	STS	DESCRIPTION OR SOURCE	TI	FUND	RCPT	SPCC	SUBJ	OPU	TRANS AMOUNT
068619	0012	03/31/2016	A	Eastern Stu. Milk	03	006	1514	0000	000000	300	8.50
068619	0017	03/31/2016	A	Central Stu. Milk	03	006	1514	0000	000000	400	6.00
068619	0022	03/31/2016	A	Western Stu. Milk	03	006	1514	0000	000000	500	18.00
RCPT CODE SUB-TOTAL:											293.50
068528	0004	03/04/2016	A	HS Adult Ala Carte	03	006	1523	0000	000000	100	90.70
068528	0009	03/04/2016	A	Jr. Hi Adult Ala Carte	03	006	1523	0000	000000	200	35.25
068528	0014	03/04/2016	A	Eastern Adult Ala Carte	03	006	1523	0000	000000	300	41.10
068528	0019	03/04/2016	A	Central Adult Ala Carte	03	006	1523	0000	000000	400	38.55
068528	0024	03/04/2016	A	Western Adult Ala Carte	03	006	1523	0000	000000	500	19.50
068556	0004	03/11/2016	A	HS Adult Ala Carte	03	006	1523	0000	000000	100	111.80
068556	0009	03/11/2016	A	Jr. Hi Adult Ala Carte	03	006	1523	0000	000000	200	38.00
068556	0014	03/11/2016	A	Eastern Adult Ala Carte	03	006	1523	0000	000000	300	78.35
068556	0019	03/11/2016	A	Central Adult Ala Carte	03	006	1523	0000	000000	400	41.00
068556	0024	03/11/2016	A	Western Adult Ala Carte	03	006	1523	0000	000000	500	18.50
068587	0004	03/18/2016	A	HS Adult Ala Carte	03	006	1523	0000	000000	100	130.60
068587	0009	03/18/2016	A	Jr. Hi Adult Ala Carte	03	006	1523	0000	000000	200	33.75
068587	0014	03/18/2016	A	Eastern Adult Ala Carte	03	006	1523	0000	000000	300	79.65
068587	0019	03/18/2016	A	Central Adult Ala Carte	03	006	1523	0000	000000	400	44.10
068587	0024	03/18/2016	A	Western Adult Ala Carte	03	006	1523	0000	000000	500	21.00
068619	0004	03/31/2016	A	HS Adult Ala Carte	03	006	1523	0000	000000	100	269.85
068619	0009	03/31/2016	A	Jr. Hi Adult Ala Carte	03	006	1523	0000	000000	200	26.00
068619	0014	03/31/2016	A	Eastern Adult Ala Carte	03	006	1523	0000	000000	300	50.05
068619	0019	03/31/2016	A	Central Adult Ala Carte	03	006	1523	0000	000000	400	38.60
068619	0024	03/31/2016	A	Western Adult Ala Carte	03	006	1523	0000	000000	500	9.75
RCPT CODE SUB-TOTAL:											1,216.10
068530	0001	03/04/2016	A	Coke Commission Food Service	03	006	1851	0000	000000	000	217.32
RCPT CODE SUB-TOTAL:											217.32
068504	0001	03/03/2016	A	Schwan's/Gordons rebate	03	006	1890	0000	000000	000	25.32
068529	0001	03/04/2016	A	Schwan's Rebate	03	006	1890	0000	000000	000	23.21
068511	0001	03/07/2016	A	Schwan's Gordons rebate	03	006	1890	0000	000000	000	8.44
068605	0001	03/29/2016	A	Schwan rebate	03	006	1890	0000	000000	000	18.99
RCPT CODE SUB-TOTAL:											75.96
068578	0001	03/24/2016	A	Federal Reimb Lunch High	03	006	4120	0000	000000	100	8,041.30
068578	0002	03/24/2016	A	Federal Reimb Lunch Jr High	03	006	4120	0000	000000	200	4,905.27
068578	0003	03/24/2016	A	Federal Reimb Lunch Central	03	006	4120	0000	000000	400	6,722.29
068578	0004	03/24/2016	A	Federal Reimb Lunch East	03	006	4120	0000	000000	300	6,312.14

STATUS (STS) CODES:

A-RECEIPT B-REFUND OF RECEIPT V-VOID REFUND OF RECEIPT X-REDUCTION OF EXPENDITURE
 C-APPROPRIATION OR BUDGET MODIFICATIONS D-EXPENSE/SUPPLIES DISTRIBUTION F-FUND TO FUND TRANSFER

TRANS NO	ITEM NO	TRANS DATE	STS	DESCRIPTION OR SOURCE	TI	FUND	RCPT	SPCC	SUBJ	OPU	TRANS AMOUNT
068578	0005	03/24/2016	A	Federal Reimb Lunch Western	03	006	4120	0000	000000	500	4,556.26
068578	0006	03/24/2016	A	Fed Reimb Breakfast - High	03	006	4120	0000	000000	100	901.86
068578	0007	03/24/2016	A	Federal Reimb Breakfast - Jr H	03	006	4120	0000	000000	200	425.27
068578	0008	03/24/2016	A	Federal Reimb Break - Central	03	006	4120	0000	000000	400	903.09
068578	0009	03/24/2016	A	Federal Reimb Break - East	03	006	4120	0000	000000	300	1,483.88
068578	0010	03/24/2016	A	Federal Reimb Break - Western	03	006	4120	0000	000000	500	1,115.76
068578	0011	03/24/2016	A	Federal Reimb Special Milk	03	006	4120	1280	000000	500	73.42
RCPT CODE SUB-TOTAL:											35,440.54
068525	0004	03/15/2016	A	Void State D/S Checks	03	006	5300	0000	000000	000	21.65
RCPT CODE SUB-TOTAL:											21.65
FUND CODE SUB-TOTAL:											75,160.10
068614	0003	03/30/2016	A	Richland Bank Feb Interest	03	007	1410	9800	000000	000	4.83
068615	0003	03/30/2016	A	Richland Bank Feb Interest	03	007	1410	9800	000000	000	4.83
068616	0003	03/30/2016	A	Richland Bank Feb Interest	03	007	1410	9800	000000	000	4.85
RCPT CODE SUB-TOTAL:											4.85
FUND CODE SUB-TOTAL:											4.85
068614	0004	03/30/2016	A	Richland Bank Feb Interest	03	007	1410	9801	000000	000	0.71
068615	0004	03/30/2016	A	Richland Bank Feb Interest	03	007	1410	9801	000000	000	0.71
068616	0004	03/30/2016	A	Richland Bank Feb Interest	03	007	1410	9801	000000	000	0.71
RCPT CODE SUB-TOTAL:											0.71
FUND CODE SUB-TOTAL:											0.71
068567	0001	03/16/2016	A	AP Exam pymts	03	018	1690	9100	000000	000	1,079.00
068568	0001	03/16/2016	A	AP Exam pymts	03	018	1690	9100	000000	000	1,162.00
068569	0001	03/16/2016	A	AP Exam pymts	03	018	1690	9100	000000	000	1,494.00
068571	0001	03/16/2016	A	AP Exam pymts	03	018	1690	9100	000000	000	1,411.00
068581	0002	03/17/2016	A	Mock 1st Place Akron Bar Found	03	018	1690	9100	000000	000	465.00
068582	0001	03/17/2016	A	AP Exams	03	018	1690	9100	000000	000	830.00
068584	0001	03/18/2016	A	AP Exams	03	018	1690	9100	000000	000	83.00
068598	0001	03/29/2016	A	AP Exams	03	018	1690	9100	000000	000	166.00
RCPT CODE SUB-TOTAL:											6,690.00

STATUS (STS) CODES:

A-RECEIPT B-REFUND OF RECEIPT U-VOID REFUND OF RECEIPT X-REDUCTION OF EXPENDITURE
 C-APPROPRIATION OR BUDGET MODIFICATIONS D-EXPENSE/SUPPLIES DISTRIBUTION F-FUND TO FUND TRANSFER

DATE: 04/01/2016
TIME: 13:34

LEXINGTON LOCAL SCHOOLS
TRANS. BY FUND/RCPT, ALL FUNDS
DATES 03/01/2016 THRU 03/31/2016
SORTED BY TRANSACTION DATE

PAGE: 9
(RECLED)

TRANS NO	ITEM NO	TRANS DATE	STS	DESCRIPTION OR SOURCE	TI	FUND	RCPT	SPCC	SUBJ	OPU	TRANS AMOUNT	
068525	0002	03/15/2016	A	Void State 0/5 Checks	03	018	5300	9100	000000	000	14.00	
											RCPT CODE SUB-TOTAL:	14.00
											FUND CODE SUB-TOTAL:	6,704.00
068496	0002	03/08/2016	A	JH Art fundraiser - Art to rem	03	018	1690	9200	000000	000	202.50	
											RCPT CODE SUB-TOTAL:	202.50
											FUND CODE SUB-TOTAL:	202.50
068533	0001	03/08/2016	A	Sale from school store	03	018	1620	9300	000000	000	138.00	
											RCPT CODE SUB-TOTAL:	138.00
068553	0001	03/11/2016	A	J. Duffey Studenttreasurers.gra	03	018	1690	9300	000000	000	100.00	
											RCPT CODE SUB-TOTAL:	100.00
											FUND CODE SUB-TOTAL:	238.00
068554	0001	03/11/2016	A	Popcorn sale	03	018	1630	9400	000000	000	165.00	
068612	0002	03/30/2016	A	Central fees princ acct	03	018	1630	9400	000000	000	4.00	
											RCPT CODE SUB-TOTAL:	169.00
											FUND CODE SUB-TOTAL:	169.00
068595	0001	03/29/2016	A	Lost library book	03	018	1690	9402	000000	000	7.00	
											RCPT CODE SUB-TOTAL:	7.00
											FUND CODE SUB-TOTAL:	7.00
068497	0002	03/01/2016	A	Western fees princ acct	03	018	1630	9500	000000	000	21.00	
068512	0002	03/07/2016	A	Western fees princ acct	03	018	1630	9500	000000	000	10.00	
068531	0002	03/08/2016	A	Western fees princ acct	03	018	1630	9500	000000	000	11.00	
068537	0001	03/09/2016	A	Kroger Check	03	018	1630	9500	000000	000	131.89	

STATUS (STS) CODES:

A-RECEIPT B-REFUND OF RECEIPT V-VOID REFUND OF RECEIPT X-REDUCTION OF EXPENDITURE
C-APPROPRIATION OR BUDGET MODIFICATIONS D-EXPENSE/SUPPLIES DISTRIBUTION F-FUND TO FUND TRANSFER

25

TRANS NO	ITEM NO	TRANS DATE	STS	DESCRIPTION OR SOURCE	TI	FUND	RCPT	SPCC	SUBJ	OPU	TRANS AMOUNT
068538	0001	03/09/2016	A	Money for 2nd gr fieldtrip	03	018	1630	9500	000000	000	159.82
068543	0001	03/10/2016	A	2nd gr field trip money	03	018	1630	9500	000000	000	1.00
068573	0001	03/11/2016	A	2nd gr fieldtrip money	03	018	1630	9500	000000	000	6.00
068572	0001	03/15/2016	A	2nd gr Field trip money	03	018	1630	9500	000000	000	1.00
068583	0002	03/18/2016	A	Western fees princ acct	03	018	1630	9500	000000	000	10.00
068601	0002	03/29/2016	A	Western fees princ	03	018	1630	9500	000000	000	20.00
068618	0001	03/31/2016	A	1st Gr program CD sales	03	018	1630	9500	000000	000	95.00
RCPT CODE SUB-TOTAL:											466.71
FUND CODE SUB-TOTAL:											466.71
068545	0003	03/10/2016	A	PTO Recycling-Central	03	019	1890	9121	000000	000	7.86
068561	0003	03/14/2016	A	PTO Recycling-Central	03	019	1890	9121	000000	000	5.43
RCPT CODE SUB-TOTAL:											13.29
FUND CODE SUB-TOTAL:											13.29
068545	0001	03/10/2016	A	PTO Recycling-Eastern	03	019	1890	9122	000000	000	7.87
068561	0001	03/14/2016	A	PTO Recycling-Eastern	03	019	1890	9122	000000	000	5.43
RCPT CODE SUB-TOTAL:											13.30
FUND CODE SUB-TOTAL:											13.30
068545	0002	03/10/2016	A	PTO Recycling-Western	03	019	1890	9123	000000	000	7.87
068561	0002	03/14/2016	A	PTO Recycling-Western	03	019	1890	9123	000000	000	5.43
RCPT CODE SUB-TOTAL:											13.30
FUND CODE SUB-TOTAL:											13.30
068507	0001	03/03/2016	A	Girls Reg BB Tourn 3/2	03	022	1615	9601	000000	000	4,132.00
068518	0001	03/07/2016	A	Girls Reg BB Tourn Adm 3/5	03	022	1615	9601	000000	000	4,770.00
RCPT CODE SUB-TOTAL:											8,902.00
068520	0001	03/07/2016	A	Girls Bb Regional Frog sales	03	022	1690	9601	000000	000	302.00
068521	0001	03/07/2016	A	Girls Reg Radio Broadcast	03	022	1690	9601	000000	000	160.00

STATUS (STS) CODES:

A-RECEIPT B-REFUND OF RECEIPT V-VOID REFUND OF RECEIPT X-REDUCTION OF EXPENDITURE
 C-APPROPRIATION OR BUDGET MODIFICATIONS D-EXPENSE/SUPPLIES DISTRIBUTION F-FUND TO FUND TRANSFER

DATE: 04/01/2016
 TIME: 13:34

LEXINGTON LOCAL SCHOOLS
 TRANS. BY FUND/RCPT, ALL FUNDS
 DATES 03/01/2016 THRU 03/31/2016
 SORTED BY TRANSACTION DATE

PAGE: 11
 (RECLD)

TRANS NO	ITEM NO	TRANS DATE	STS	DESCRIPTION OR SOURCE	TI	FUND	RCPT	SPCC	SUBJ	OPU	TRANS AMOUNT	
068564	0001	03/15/2016	A	Girls Sect NW Dist Reim	03	022	1690	9601	000000	000	2,318.15	
											RCPT CODE SUB-TOTAL:	2,780.15
											FUND CODE SUB-TOTAL:	11,682.15
068614	0002	03/30/2016	A	Richland Bank Feb Int. 024	03	024	1410	0000	000000	000	225.48	
068615	0002	03/30/2016	A	Richland Bank Feb Int. 024	03	024	1410	0000	000000	000	225.48-	
068616	0002	03/30/2016	A	Richland Bank Feb Int. 024	03	024	1410	0000	000000	000	225.48	
											RCPT CODE SUB-TOTAL:	225.48
068503	0001	03/02/2016	A	Hensel Feb Ins premium	03	024	1872	0000	000000	000	1,452.83	
068599	0001	03/29/2016	A	Hensel Mar Ins pymt	03	024	1872	0000	000000	000	1,673.20	
068603	0001	03/29/2016	A	Employees' Premiums Mar	03	024	1872	0000	000000	000	49,924.73	
068604	0001	03/29/2016	A	Board's Premiums Mar	03	024	1872	0000	000000	000	285,460.00	
068607	0001	03/31/2016	A	Hensel vision adj	03	024	1872	0000	000000	000	16.17-	
											RCPT CODE SUB-TOTAL:	338,494.59
											FUND CODE SUB-TOTAL:	338,720.07
068597	0001	03/29/2016	A	Drama club tickets	03	200	1620	9102	000000	000	138.00	
											RCPT CODE SUB-TOTAL:	138.00
											FUND CODE SUB-TOTAL:	138.00
068600	0001	03/29/2016	A	Lions Club Pies	03	200	1620	9108	000000	000	24.00	
											RCPT CODE SUB-TOTAL:	24.00
068570	0001	03/16/2016	A	LED Club recycling	03	200	1690	9108	000000	000	839.92	
											RCPT CODE SUB-TOTAL:	839.92
											FUND CODE SUB-TOTAL:	863.92
068541	0001	03/09/2016	A	Yearbook Sales	03	200	1620	9119	000000	000	350.00	
											RCPT CODE SUB-TOTAL:	350.00

STATUS (STS) CODES:

A-RECEIPT B-REFUND OF RECEIPT V-VOID REFUND OF RECEIPT X-REDUCTION OF EXPENDITURE
 C-APPROPRIATION OR BUDGET MODIFICATIONS D-EXPENSE/SUPPLIES DISTRIBUTION F-FUND TO FUND TRANSFER

DATE: 04/01/2016
 TIME: 13:34

LEXINGTON LOCAL SCHOOLS
 TRANS. BY FUND/RCPT, ALL FUNDS
 DATES 03/01/2016 THRU 03/31/2016
 SORTED BY TRANSACTION DATE

PAGE: 12
 (RECELD)

TRANS NO	ITEM NO	TRANS DATE	STS	DESCRIPTION OR SOURCE	TI	FUND	RCPT	SPCC	SUBJ	OPU	TRANS AMOUNT
068539	0001	03/09/2016	A	Yearbook Ad sales	03	200	1690	9119	000000	000	170.00
068565	0001	03/16/2016	A	HS Yearbook Ad sale	03	200	1690	9119	000000	000	30.00
RCPT CODE SUB-TOTAL:											200.00
FUND CODE SUB-TOTAL:											550.00
068498	0001	03/01/2016	A	Frozen Night donations	03	200	1690	9121	000000	000	52.00
RCPT CODE SUB-TOTAL:											52.00
FUND CODE SUB-TOTAL:											52.00
068496	0001	03/08/2016	A	JH Art Fundraiser -Art to rem	03	200	1690	9201	000000	000	202.50-
RCPT CODE SUB-TOTAL:											202.50-
FUND CODE SUB-TOTAL:											202.50-
068492	0001	03/02/2016	B	3/02/2016 BOYS BB PRE-SALE	03	300	1610	9600	000000	707	2,452.00-
068505	0001	03/03/2016	A	Boys BB District Pre-Sale	03	300	1610	9600	000000	707	2,348.00
068495	0001	03/04/2016	B	3/5/16 BOYS BB PRE-SALE	03	300	1610	9600	000000	707	3,428.00-
068517	0001	03/07/2016	A	Boys BB District Presale	03	300	1610	9600	000000	707	3,324.00
068522	0001	03/10/2016	B	Pre-Sale	03	300	1610	9600	000000	707	5,859.00-
068535	0001	03/11/2016	A	Boys BB Tour Pre-Sale	03	300	1610	9600	000000	707	5,607.00
RCPT CODE SUB-TOTAL:											460.00-
068509	0001	03/04/2016	A	2015/16 Fall/winter program ad	03	300	1690	9600	000000	000	195.00
068544	0001	03/10/2016	A	Sweatshirt sales	03	300	1690	9600	000000	000	20.00
068546	0001	03/10/2016	A	1,000 pt club reimb	03	300	1690	9600	000000	000	50.00
068548	0001	03/10/2016	A	2015/16 Program Ad Sponsor	03	300	1690	9600	000000	000	160.00
068606	0001	03/21/2016	A	2015/16 Ad sponsorship	03	300	1690	9600	000000	000	1,225.47
068589	0001	03/28/2016	A	Merchant Services	03	300	1690	9600	000000	000	20.29
068590	0001	03/28/2016	A	2015/16 Prog Adv	03	300	1690	9600	000000	000	100.00
068591	0001	03/28/2016	A	State Tour Ticket reimb	03	300	1690	9600	000000	000	100.00
068611	0001	03/31/2016	A	Fieldhouse rental travel baseb	03	300	1690	9600	000000	000	675.00
RCPT CODE SUB-TOTAL:											2,543.76
068513	0001	03/07/2016	A	Swim Invit entry fee	03	300	1890	9600	000000	709	100.00

STATUS (STS) CODES:

A-RECEIPT B-REFUND OF RECEIPT V-VOID REFUND OF RECEIPT X-REDUCTION OF EXPENDITURE
 C-APPROPRIATION OR BUDGET MODIFICATIONS D-EXPENSE/SUPPLIES DISTRIBUTION F-FUND TO FUND TRANSFER

28

TRANS NO	ITEM NO	TRANS DATE	STS	DESCRIPTION OR SOURCE	TI	FUND	RCPT	SPCC	SUBJ	OPU	TRANS AMOUNT
068519	0001	03/07/2016	A	Track Invit Entry Fee	03	300	1890	9600	000000	712	170.00
068508	0001	03/21/2016	A	Traack Invit Entry fee	03	300	1890	9600	000000	712	170.00
068593	0001	03/28/2016	A	Track Invit entry fee	03	300	1890	9600	000000	712	340.00
RCPT CODE SUB-TOTAL:											780.00
068525	0003	03/15/2016	A	Void State O/S Checks	03	300	5300	9600	000000	000	60.00
068617	0001	03/31/2016	A	Void State O/S Checks from Ath	03	300	5300	9600	000000	000	1,941.85
068620	0001	03/31/2016	A	Void State O/S Checks from Ath	03	300	5300	9600	000000	000	1,941.85
068620	0002	03/31/2016	A	Void State O/S Checks from Ath	03	300	5300	9600	000000	000	1,941.85
RCPT CODE SUB-TOTAL:											1,901.85
FUND CODE SUB-TOTAL:											4,765.61
068579	0001	03/29/2016	A	Network Connectivity Revenue	03	451	3219	9016	000000	000	4,500.00
RCPT CODE SUB-TOTAL:											4,500.00
FUND CODE SUB-TOTAL:											4,500.00
068575	0001	03/24/2016	A	Title I Revenue	03	572	4220	9016	000000	000	26,051.34
RCPT CODE SUB-TOTAL:											26,051.34
FUND CODE SUB-TOTAL:											26,051.34
068577	0001	03/24/2016	A	IDEA ECSE Revenue	03	587	4220	9016	000000	000	537.42
RCPT CODE SUB-TOTAL:											537.42
FUND CODE SUB-TOTAL:											537.42
068576	0001	03/28/2016	A	Title II-A Revenue	03	590	4220	9016	000000	000	4,628.92
RCPT CODE SUB-TOTAL:											4,628.92
FUND CODE SUB-TOTAL:											4,628.92
GRAND TOTAL:											4,904,332.88

STATUS (STS) CODES:

A-RECEIPT B-REFUND OF RECEIPT V-VOID REFUND OF RECEIPT X-REDUCTION OF EXPENDITURE
 C-APPROPRIATION OR BUDGET MODIFICATIONS D-EXPENSE/SUPPLIES DISTRIBUTION F-FUND TO FUND TRANSFER

Date: 04/01/16
 Time: 1:36 pm

LEXINGTON LOCAL SCHOOLS
 Revenue Account Summary
 SORTED BY FUND-SCC/ACCT

Page: 1
 (REVSUM)

	FYTD Receivable	FYTD Actual Receipts	MTD Actual Receipts	YTD Actual Receipts	FYTD Balance Receivable	FYTD Percent Received
*****TOTAL FOR FUND-SCC 001 0000 (GENERAL FUND):	23,000,239.00	18,310,256.05	4,219,775.00	7,329,235.12	4,689,982.95	79.61
*****TOTAL FOR FUND-SCC 001 9412 (GENERAL BUDGET RESERVE SET-ASIDE-1Z/BMC):	0.00	0.00	0.00	0.00	0.00	0.00
*****TOTAL FOR FUND-SCC 001 9800 (FINGERPRINT PAYMENT CLEARING ACCOUNT):	0.00	0.00	0.00	0.00	0.00	0.00
*****TOTAL FOR FUND-SCC 002 0000 (BOND RETIREMENT FUND):	0.00	0.00	0.00	0.00	0.00	0.00
*****TOTAL FOR FUND-SCC 003 0000 (PERMANENT IMPROVEMENT FUND):	902,623.00	801,777.19	209,278.19	294,448.19	100,845.81	88.83
*****TOTAL FOR FUND-SCC 006 0000 (FOOD SERVICE FUND):	742,648.00	529,629.43	75,160.10	254,609.17	213,018.57	71.32
*****TOTAL FOR FUND-SCC 007 9003 (FRAN & WARREN RUPP SCHOLARSHIP):	0.00	0.00	0.00	0.00	0.00	0.00
*****TOTAL FOR FUND-SCC 007 9100 (ACADEMIC BOOSTERS SCHOLARSHIP FUND):	0.00	18,457.48	0.00	16,457.48	18,457.48-	0.00
*****TOTAL FOR FUND-SCC 007 9800 (TERRY McCAMMON SCHOLARSHIP FUND):	519.00	18.03	4.85	5.73	500.97	3.47
*****TOTAL FOR FUND-SCC 007 9801 (MINUTEMAN ALUMNI SCHOLARSHIP FUND):	103.00	2.66	0.71	0.84	100.34	2.58

*** NOTE!! ONLY ACTIVE ACCOUNTS HAVE BEEN SELECTED, TOTALS MAY EXCLUDE AMOUNTS THAT ARE RELATED TO INACTIVE ACCOUNTS. ***

LEXINGTON LOCAL SCHOOLS
 Revenue Account Summary
 SORTED BY FUND-SCC/ACCT

	FYTD Receivable	FYTD Actual Receipts	MTD Actual Receipts	YTD Actual Receipts	FYTD Balance Receivable	FYTD Percent Received
*****TOTAL FOR FUND-SCC 007 9999 (LEXINGTON SCHOOLS TRUST FUND):	0.00	0.00	0.00	0.00	0.00	0.00
*****TOTAL FOR FUND-SCC 018 9100 (HIGH SCHOOL PRINCIPAL'S FUND):	14,996.00	9,698.87	6,704.00	7,005.79	5,297.13	64.68
*****TOTAL FOR FUND-SCC 018 9200 (JUNIOR HIGH PRINCIPAL'S FUND):	9,154.00	4,616.26	202.50	242.61	4,537.74	50.43
*****TOTAL FOR FUND-SCC 018 9300 (EASTERN PRINCIPAL'S FUND):	4,146.00	2,059.59	238.00	1,997.30	2,086.41	49.68
*****TOTAL FOR FUND-SCC 018 9301 (EASTERN ELEMENTARY BOOKFAIR/BOXTOPS FUND):	7,035.00	0.00	0.00	0.00	7,035.00	0.00
*****TOTAL FOR FUND-SCC 018 9302 (EASTERN ELEMENTARY MATH):	0.00	981.16	0.00	0.00	981.16	0.00
*****TOTAL FOR FUND-SCC 018 9400 (CENTRAL PRINCIPAL'S FUND):	3,114.00	3,234.03	169.00	1,091.13	120.03	103.85
*****TOTAL FOR FUND-SCC 018 9401 (CENTRAL ELEMENTARY BOOKFAIR FUND):	5,659.00	3,888.57	0.00	682.90	1,770.43	68.71
*****TOTAL FOR FUND-SCC 018 9402 (CENTRAL ELEMENTARY ART):	2,164.00	7.00	7.00	7.00	2,157.00	0.32
*****TOTAL FOR FUND-SCC 018 9500 (WESTERN PRINCIPAL'S FUND):	6,933.00	5,306.54	466.71	1,851.18	1,626.46	76.54

*** NOTE!! ONLY ACTIVE ACCOUNTS HAVE BEEN SELECTED, TOTALS MAY EXCLUDE AMOUNTS THAT ARE RELATED TO INACTIVE ACCOUNTS. ***

LEXINGTON LOCAL SCHOOLS
 Revenue Account Summary
 SORTED BY FUND-SCC/ACCT

	FYTD Receivable	FYTD Actual Receipts	MTD Actual Receipts	YTD Actual Receipts	FYTD Balance Receivable	FYTD Percent Received
*****TOTAL FOR FUND-SCC 018 9501 (WESTERN ELEMENTARY BOOKFAIR/BOXTOPS FUND):	8,220.00	5,563.02	0.00	2,407.00	2,656.98	67.68
*****TOTAL FOR FUND-SCC 018 9502 (HIGH SCHOOL ACADEMIC BOOSTERS FUND):	0.00	0.00	0.00	0.00	0.00	0.00
*****TOTAL FOR FUND-SCC 018 9503 (WESTERN ELEMENTARY ART):	1,542.00	0.00	0.00	0.00	1,542.00	0.00
*****TOTAL FOR FUND-SCC 018 9602 (JUNIOR HIGH ACADEMIC BOOSTERS FUND):	0.00	0.00	0.00	0.00	0.00	0.00
*****TOTAL FOR FUND-SCC 018 9901 (JUNIOR HIGH TEACHER ADVISORY FUND):	0.00	0.00	0.00	0.00	0.00	0.00
*****TOTAL FOR FUND-SCC 019 9001 (ACADEMIC BOOSTERS GRANTS):	0.00	0.00	0.00	0.00	0.00	0.00
*****TOTAL FOR FUND-SCC 019 9121 (CENTRAL ELEMENTARY PTO GRANTS):	3,217.00	1,696.73	13.29	100.79	1,520.27	52.74
*****TOTAL FOR FUND-SCC 019 9122 (EASTERN ELEMENTARY PTO GRANTS):	3,217.00	1,696.72	13.30	100.78	1,520.28	52.74
*****TOTAL FOR FUND-SCC 019 9123 (WESTERN ELEMENTARY PTO GRANTS):	3,217.00	1,696.76	13.30	100.80	1,520.24	52.74
*****TOTAL FOR FUND-SCC 019 9200 (RICHLAND COUNTY FOUNDATION GRANT PLAYGROUND):	0.00	0.00	0.00	0.00	0.00	0.00

*** NOTE!! ONLY ACTIVE ACCOUNTS HAVE BEEN SELECTED, TOTALS MAY EXCLUDE AMOUNTS THAT ARE RELATED TO INACTIVE ACCOUNTS. ***

	FYTD Receivable	FYTD Actual Receipts	MTD Actual Receipts	YTD Actual Receipts	FYTD Balance Receivable	FYTD Percent Received
*****TOTAL FOR FUND-SCC 019 9201 (RICHLAND COUNTY FOUNDATION GRANT CENTRAL PKID):	0.00	0.00	0.00	0.00	0.00	0.00
*****TOTAL FOR FUND-SCC 019 9202 (RICHLAND COUNTY FOUNDATION GRANT-HENSEL FY15):	0.00	0.00	0.00	0.00	0.00	0.00
*****TOTAL FOR FUND-SCC 019 9204 (RICHLAND COUNTY FOUNDATION GRANT-PELPHREY 15):	0.00	0.00	0.00	0.00	0.00	0.00
*****TOTAL FOR FUND-SCC 019 9205 (RICHLAND CO FOUNDATION GRANT-STAINED GLASS 16):	1,351.00	1,351.00	0.00	0.00	0.00	100.00
*****TOTAL FOR FUND-SCC 019 9206 (RICHLAND CO FOUNDATION GRANT-SEASONAL SCIE 16):	890.54	890.54	0.00	0.00	0.00	100.00
*****TOTAL FOR FUND-SCC 019 9207 (RICHLAND CO FOUNDATION-SCORE COMMON CORE 16):	1,104.56	1,104.56	0.00	0.00	0.00	100.00
*****TOTAL FOR FUND-SCC 019 9303 (OHIO POWER GRANT (BERRY)):	0.00	0.00	0.00	0.00	0.00	0.00
*****TOTAL FOR FUND-SCC 019 9500 (DOLLAR GENERAL LIT FUND) - YOUTH LIT FY16):	4,000.00	4,000.00	0.00	0.00	0.00	100.00
*****TOTAL FOR FUND-SCC 019 9616 (WALMART TEACHER OF THE YEAR-DANIELLE SAVAGE):	0.00	0.00	0.00	0.00	0.00	0.00
*****TOTAL FOR FUND-SCC 022 9601 (OHGAA TOURNAMENT AGENCY FUND):	46,568.00	34,905.99	11,682.15	29,865.15	11,662.01	74.96

*** NOTE!! ONLY ACTIVE ACCOUNTS HAVE BEEN SELECTED, TOTALS MAY EXCLUDE AMOUNTS THAT ARE RELATED TO INACTIVE ACCOUNTS. ***

	FYTD Receivable	FYTD Actual Receipts	MTD Actual Receipts	YTD Actual Receipts	FYTD Balance Receivable	FYTD Percent Received
*****TOTAL FOR FUND-SCC 024 0000 (EMPLOYEE BENEFITS FUND FOR MEDICAL/DENTAL):	3,421,986.00	2,568,509.87	338,720.07	1,016,127.69	853,476.13	75.06
*****TOTAL FOR FUND-SCC 200 9101 (HIGH SCHOOL ART CLUB):	0.00	0.00	0.00	0.00	0.00	0.00
*****TOTAL FOR FUND-SCC 200 9102 (HIGH SCHOOL DRAMA CLUB):	1,519.00	920.00	138.00	920.00	599.00	60.57
*****TOTAL FOR FUND-SCC 200 9103 (HIGH SCHOOL MATH CLUB):	0.00	0.00	0.00	0.00	0.00	0.00
*****TOTAL FOR FUND-SCC 200 9104 (HIGH SCHOOL LEADERSHIP COUNCIL):	400.00	0.00	0.00	0.00	400.00	0.00
*****TOTAL FOR FUND-SCC 200 9105 (HIGH SCHOOL FRENCH CLUB):	165.00	165.00	0.00	0.00	0.00	100.00
*****TOTAL FOR FUND-SCC 200 9107 (HIGH SCHOOL SPANISH CLUB):	665.00	1,040.00	0.00	0.00	375.00	156.39
*****TOTAL FOR FUND-SCC 200 9108 (HIGH SCHOOL LEO CLUB):	2,918.00	1,636.32	863.92	884.14	1,281.68	56.08
*****TOTAL FOR FUND-SCC 200 9114 (HIGH SCHOOL STUDENT COUNCIL FUND):	660.00	785.20	0.00	0.00	125.20	118.97
*****TOTAL FOR FUND-SCC 200 9115 (HIGH SCHOOL KEY CLUB):	915.00	712.06	0.00	252.06	202.94	77.82

*** NOTE!! ONLY ACTIVE ACCOUNTS HAVE BEEN SELECTED, TOTALS MAY EXCLUDE AMOUNTS THAT ARE RELATED TO INACTIVE ACCOUNTS. ***

LEXINGTON LOCAL SCHOOLS
 Revenue Account Summary
 SORTED BY FUND-SCC/ACCT

	FYTD Receivable	FYTD Actual Receipts	MTD Actual Receipts	YTD Actual Receipts	FYTD Balance Receivable	FYTD Percent Received
*****TOTAL FOR FUND-SCC 200 9116 (HIGH SCHOOL CHESS CLUB):	205.00	40.00	0.00	0.00	165.00	19.51
*****TOTAL FOR FUND-SCC 200 9119 (HIGH SCHOOL YEARBOOK FUND):	14,485.00	11,995.00	550.00	4,265.00	2,490.00	82.81
*****TOTAL FOR FUND-SCC 200 9120 (HIGH SCHOOL JOURNALISM FUND):	0.00	0.00	0.00	0.00	0.00	0.00
*****TOTAL FOR FUND-SCC 200 9121 (HIGH SCHOOL NATIONAL HONOR SOCIETY):	900.00	352.00	52.00	52.00	548.00	39.11
*****TOTAL FOR FUND-SCC 200 9160 (HIGH SCHOOL GERMAN CLUB):	0.00	0.00	0.00	0.00	0.00	0.00
*****TOTAL FOR FUND-SCC 200 9201 (JUNIOR HIGH ART CLUB):	135.00	0.00	202.50-	0.00	135.00	0.00
*****TOTAL FOR FUND-SCC 200 9204 (JUNIOR HIGH STUDENT COUNCIL FUND):	1,415.00	878.00	0.00	374.00	537.00	62.05
*****TOTAL FOR FUND-SCC 200 9205 (JUNIOR HIGH LIBRARY CLUB):	0.00	0.00	0.00	0.00	0.00	0.00
*****TOTAL FOR FUND-SCC 200 9301 (EASTERN ELEMENTARY STUDENT ACTIVITY FUND):	1,235.00	1,441.97	0.00	517.23	206.97-	116.76
*****TOTAL FOR FUND-SCC 200 9401 (CENTRAL ELEMENTARY STUDENT ACTIVITY FUND):	0.00	0.00	0.00	0.00	0.00	0.00

*** NOTE!! ONLY ACTIVE ACCOUNTS HAVE BEEN SELECTED, TOTALS MAY EXCLUDE AMOUNTS THAT ARE RELATED TO INACTIVE ACCOUNTS. ***

LEXINGTON LOCAL SCHOOLS
 Revenue Account Summary
 SORTED BY FUND-SCC/ACCT

	FYTD Receivable	FYTD Actual Receipts	MTD Actual Receipts	YTD Actual Receipts	FYTD Balance Receivable	FYTD Percent Received
*****TOTAL FOR FUND-SCC 200 9611 (HIGH SCHOOL INFORMED TEENS FUND):	418.00	9.72	0.00	9.72	408.28	2.33
*****TOTAL FOR FUND-SCC 200 9612 (JUNIOR HIGH INFORMED TEENS FUND):	0.00	7.26	0.00	7.26	7.26-	0.00
*****TOTAL FOR FUND-SCC 300 9615 (NETWORK CONNECTIVITY FY9615):	0.00	0.00	0.00	0.00	0.00	0.00
*****TOTAL FOR FUND-SCC 300 9106 (HIGH SCHOOL INTRAMURALS):	0.00	0.00	0.00	0.00	0.00	0.00
*****TOTAL FOR FUND-SCC 300 9115 (JAZZ BAND):	920.00	1,337.00	0.00	1,337.00	417.00-	145.33
*****TOTAL FOR FUND-SCC 300 9116 (CHOIR):	1,500.00	100.00	0.00	0.00	1,400.00	6.67
*****TOTAL FOR FUND-SCC 300 9206 (JUNIOR HIGH PHYS ED DEPARTMENT FUND):	2,463.00	2,494.00	0.00	894.00	31.00-	101.26
*****TOTAL FOR FUND-SCC 300 9210 (JR HIGH INSTRUMENTAL):	0.00	0.00	0.00	0.00	0.00	0.00
*****TOTAL FOR FUND-SCC 300 9600 (ATHLETIC FUND):	215,500.00	198,929.68	4,765.61	36,913.01	16,570.32	92.31
*****TOTAL FOR FUND-SCC 300 9601 (ATHLETIC TOURNAMENT FUND):	0.00	0.00	0.00	0.00	0.00	0.00

*** NOTE!! ONLY ACTIVE ACCOUNTS HAVE BEEN SELECTED, TOTALS MAY EXCLUDE AMOUNTS THAT ARE RELATED TO INACTIVE ACCOUNTS. ***

	FYTD Receivable	FYTD Actual Receipts	MTD Actual Receipts	YTD Actual Receipts	FYTD Balance Receivable	FYTD Percent Received
*****TOTAL FOR FUND-SCC 300 9602 (ORCHESTRA):	0.00	0.00	0.00	0.00	0.00	0.00
*****TOTAL FOR FUND-SCC 300 9603 (ELEMENTARY MUSIC):	194.00	0.00	0.00	0.00	194.00	0.00
*****TOTAL FOR FUND-SCC 300 9605 (BAND):	0.00	0.00	0.00	0.00	0.00	0.00
*****TOTAL FOR FUND-SCC 451 9013 (NETWORK CONNECTIVITY - FY 2013):	0.00	0.00	0.00	0.00	0.00	0.00
*****TOTAL FOR FUND-SCC 451 9015 (Network Connectivity FY 2015):	0.00	0.00	0.00	0.00	0.00	0.00
*****TOTAL FOR FUND-SCC 451 9016 (Network Connectivity FY 2016):	9,000.00	9,000.00	4,500.00	4,500.00	0.00	100.00
*****TOTAL FOR FUND-SCC 506 9012 (RACE TO THE TOP GRANT FY12):	0.00	0.00	0.00	0.00	0.00	0.00
*****TOTAL FOR FUND-SCC 506 9013 (RACE TO THE TOP GRANT FY13):	0.00	0.00	0.00	0.00	0.00	0.00
*****TOTAL FOR FUND-SCC 506 9014 (RACE TO THE TOP GRANT FY14):	0.00	0.00	0.00	0.00	0.00	0.00
*****TOTAL FOR FUND-SCC 506 9015 (RACE TO THE TOP GRANT FY15):	0.00	0.00	0.00	0.00	0.00	0.00

*** NOTE!! ONLY ACTIVE ACCOUNTS HAVE BEEN SELECTED, TOTALS MAY EXCLUDE AMOUNTS THAT ARE RELATED TO INACTIVE ACCOUNTS. ***

	FYTD Receivable	FYTD Actual Receipts	MTD Actual Receipts	YTD Actual Receipts	FYTD Balance Receivable	FYTD Percent Received
*****TOTAL FOR FUND-SCC 506 9913 (OHIO RESIDENT EDUCATOR PROGRAM):	0.00	0.00	0.00	0.00	0.00	0.00
*****TOTAL FOR FUND-SCC 506 9914 (OHIO RESIDENT EDUCATOR PROGRAM):	0.00	0.00	0.00	0.00	0.00	0.00
*****TOTAL FOR FUND-SCC 516 9013 (IDEA-B SPECIAL EDUCATION FY13):	0.00	0.00	0.00	0.00	0.00	0.00
*****TOTAL FOR FUND-SCC 516 9014 (IDEA-B SPECIAL EDUCATION FY14):	0.00	0.00	0.00	0.00	0.00	0.00
*****TOTAL FOR FUND-SCC 516 9015 (IDEA-B SPECIAL EDUCATION FY15):	92,058.76	38,160.00	0.00	0.00	53,898.76	41.45
*****TOTAL FOR FUND-SCC 516 9016 (IDEA-B SPECIAL EDUCATION FY16):	409,082.85	249,899.45	0.00	77,437.07	158,183.40	61.24
*****TOTAL FOR FUND-SCC 551 9013 (TITLE III LEP FY13):	0.00	0.00	0.00	0.00	0.00	0.00
*****TOTAL FOR FUND-SCC 572 9013 (TITLE I TARGETED ASSISTANCE FY13):	0.00	0.00	0.00	0.00	0.00	0.00
*****TOTAL FOR FUND-SCC 572 9014 (TITLE I FY14):	0.00	0.00	0.00	0.00	0.00	0.00
*****TOTAL FOR FUND-SCC 572 9015 (TITLE I FY15):	146,573.83	30,979.76	0.00	0.00	115,594.07	21.14

*** NOTE!! ONLY ACTIVE ACCOUNTS HAVE BEEN SELECTED, TOTALS MAY EXCLUDE AMOUNTS THAT ARE RELATED TO INACTIVE ACCOUNTS. ***

Date: 04/01/16
 Time: 1:36 pm

LEXINGTON LOCAL SCHOOLS
 Revenue Account Summary
 SORTED BY FUND-SCC/ACCT

Page: 10
 (REVSUM)

	FYTD Receivable	FYTD Actual Receipts	MTD Actual Receipts	YTD Actual Receipts	FYTD Balance Receivable	FYTD Percent Received
*****TOTAL FOR FUND-SCC 572 9016 (TITLE I FY16):	286,097.00	154,135.32	26,051.34	70,150.74	131,961.68	53.88
*****TOTAL FOR FUND-SCC 587 9015 (EARLY CHILDHOOD SPECIAL EDUCATION IDEA FY15):	0.00	0.00	0.00	0.00	0.00	0.00
*****TOTAL FOR FUND-SCC 587 9016 (EARLY CHILDHOOD SPECIAL EDUCATION IDEA FY16):	2,459.81	1,266.58	537.42	1,266.58	1,193.23	51.49
*****TOTAL FOR FUND-SCC 590 9013 (TITLE II-A IMPROVING TEACHER QUALITY FY13):	0.00	0.00	0.00	0.00	0.00	0.00
*****TOTAL FOR FUND-SCC 590 9014 (TITLE II-A IMPROVING TEACHER QUALITY FY14):	0.00	0.00	0.00	0.00	0.00	0.00
*****TOTAL FOR FUND-SCC 590 9015 (TITLE II-A IMPROVING TEACHER QUALITY FY15):	0.00	0.00	0.00	0.00	0.00	0.00
*****TOTAL FOR FUND-SCC 590 9016 (TITLE II-A IMPROVING TEACHER QUALITY FY16):	41,898.21	37,598.24	4,628.92	15,404.11	4,299.97	89.74
*****TOTAL FOR FUND-SCC 599 9013 (NATIONAL SCHOOL LUNCH EXPANSION GRANT FY13):	0.00	0.00	0.00	0.00	0.00	0.00
*****TOTAL FOR FUND-SCC 599 9015 (CHILD NUTRITION - TEAM NUTRITION GRANT):	1,200.00	1,200.00	0.00	0.00	0.00	100.00
*****GRAND TOTALS:	29,428,628.56	23,056,430.61	4,904,332.88	9,171,420.57	6,372,197.95	78.35

*** NOTE!! ONLY ACTIVE ACCOUNTS HAVE BEEN SELECTED, TOTALS MAY EXCLUDE AMOUNTS THAT ARE RELATED TO INACTIVE ACCOUNTS. ***

LEXINGTON LOCAL SCHOOLS
 Appropriation Account Summary
 SORTED BY FUND-SCC

FYTD Appropriated	Prior FY Carryover Encumbrances	FYTD Expendable	FYTD Actual Expenditures	MTD Actual Expenditures	Current + Future Encumbrances	FYTD Remaining Balance	FYTD Percent Exp/Enc
*****TOTAL FOR FUND-SCC 001 0000 (GENERAL FUND):							
22,574,750.00	111,294.13	22,686,044.13	15,657,053.79	1,806,499.59	767,833.89	6,261,156.45	72.40
*****TOTAL FOR FUND-SCC 001 9412 (GENERAL BUDGET RESERVE SET-ASIDE-1%/BWC):							
0.00	0.00	0.00	0.00	0.00	0.00	0.00	0.00
*****TOTAL FOR FUND-SCC 001 9800 (FINGERPRINT PAYMENT CLEARING ACCOUNT):							
0.00	0.00	0.00	0.00	0.00	0.00	0.00	0.00
*****TOTAL FOR FUND-SCC 002 0000 (BOND RETIREMENT FUND):							
0.00	0.00	0.00	0.00	0.00	0.00	0.00	0.00
*****TOTAL FOR FUND-SCC 003 0000 (PERMANENT IMPROVEMENT FUND):							
963,440.00	130.00	963,570.00	883,353.09	1,209.11	5,281.95	74,934.96	92.22
*****TOTAL FOR FUND-SCC 006 0000 (FOOD SERVICE FUND):							
746,354.85	0.00	746,354.85	545,382.07	67,795.64	73,092.50	127,880.28	82.87
*****TOTAL FOR FUND-SCC 007 9003 (FRAN & WARREN RUPP SCHOLARSHIP):							
0.00	0.00	0.00	0.00	0.00	0.00	0.00	0.00
*****TOTAL FOR FUND-SCC 007 9100 (ACADEMIC BOOSTERS SCHOLARSHIP FUND):							
0.00	0.00	0.00	0.00	0.00	0.00	0.00	0.00
*****TOTAL FOR FUND-SCC 007 9800 (TERRY McCAMMON SCHOLARSHIP FUND):							
1,500.00	0.00	1,500.00	0.00	0.00	0.00	1,500.00	0.00
*****TOTAL FOR FUND-SCC 007 9801 (MINUTEMAN ALUMNI SCHOLARSHIP FUND):							
1,500.00	0.00	1,500.00	0.00	0.00	0.00	1,500.00	0.00

*** NOTE!! ONLY ACTIVE ACCOUNTS HAVE BEEN SELECTED, TOTALS MAY EXCLUDE AMOUNTS THAT ARE RELATED TO INACTIVE ACCOUNTS. ***

LEXINGTON LOCAL SCHOOLS
 Appropriation Account Summary
 SORTED BY FUND-SCC

FYTD Appropriated	Prior FY Carryover Encumbrances	FYTD Expendable	FYTD Actual Expenditures	MTD Actual Expenditures	Current + Future Encumbrances	FYTD Remaining Balance	FYTD Percent Exp/Enc
*****TOTAL FOR FUND-SCC 007 9999 (LEXINGTON SCHOOLS TRUST FUND):							
0.00	0.00	0.00	0.00	0.00	0.00	0.00	0.00
*****TOTAL FOR FUND-SCC 018 9100 (HIGH SCHOOL PRINCIPAL'S FUND):							
16,500.00	0.00	16,500.00	3,755.14	535.93	340.00	12,404.86	24.82
*****TOTAL FOR FUND-SCC 018 9200 (JUNIOR HIGH PRINCIPAL'S FUND):							
9,500.00	280.00	9,780.00	1,495.33	460.96	7,884.96	399.71	95.91
*****TOTAL FOR FUND-SCC 018 9300 (EASTERN PRINCIPAL'S FUND):							
9,000.00	441.70	9,441.70	2,615.27	272.62	245.77	6,580.66	30.30
*****TOTAL FOR FUND-SCC 018 9301 (EASTERN ELEMENTARY BOOKFAIR/BOXTOPS FUND):							
5,500.00	0.00	5,500.00	0.00	0.00	4,000.00	1,500.00	72.73
*****TOTAL FOR FUND-SCC 018 9400 (CENTRAL PRINCIPAL'S FUND):							
4,500.00	140.00	4,640.00	2,015.02	0.00	754.26	1,870.72	59.68
*****TOTAL FOR FUND-SCC 018 9401 (CENTRAL ELEMENTARY BOOKFAIR FUND):							
6,000.00	0.00	6,000.00	5,321.10	403.95	0.00	678.90	88.69
*****TOTAL FOR FUND-SCC 018 9402 (CENTRAL ELEMENTARY ART):							
2,800.00	0.00	2,800.00	0.00	0.00	0.00	2,800.00	0.00
*****TOTAL FOR FUND-SCC 018 9500 (WESTERN PRINCIPAL'S FUND):							
8,500.00	0.00	8,500.00	2,230.64	625.00	1,458.43	4,810.93	43.40
*****TOTAL FOR FUND-SCC 018 9501 (WESTERN ELEMENTARY BOOKFAIR/BOXTOPS FUND):							
8,400.00	0.00	8,400.00	4,519.55	1,353.07	3,600.00	280.45	96.66

*** NOTE!! ONLY ACTIVE ACCOUNTS HAVE BEEN SELECTED, TOTALS MAY EXCLUDE AMOUNTS THAT ARE RELATED TO INACTIVE ACCOUNTS. ***

LEXINGTON LOCAL SCHOOLS
 Appropriation Account Summary
 SORTED BY FUND-SCC

FYTD Appropriated	Prior FY Carryover Encumbrances	FYTD Expendable	FYTD Actual Expenditures	MTD Actual Expenditures	Current + Future Encumbrances	FYTD Remaining Balance	FYTD Percent Exp/Enc
*****TOTAL FOR FUND-SCC 018 9502 (HIGH SCHOOL ACADEMIC BOOSTERS FUND):							
0.00	0.00	0.00	0.00	0.00	0.00	0.00	0.00
*****TOTAL FOR FUND-SCC 018 9503 (WESTERN ELEMENTARY ART):							
1,140.00	0.00	1,140.00	0.00	0.00	0.00	1,140.00	0.00
*****TOTAL FOR FUND-SCC 018 9602 (JUNIOR HIGH ACADEMIC BOOSTERS FUND):							
0.00	0.00	0.00	0.00	0.00	0.00	0.00	0.00
*****TOTAL FOR FUND-SCC 018 9901 (JUNIOR HIGH TEACHER ADVISORY FUND):							
109.25	0.00	109.25	0.00	0.00	0.00	109.25	0.00
*****TOTAL FOR FUND-SCC 019 9001 (ACADEMIC BOOSTERS GRANTS):							
1,768.54	0.00	1,768.54	500.00	0.00	500.00	768.54	56.54
*****TOTAL FOR FUND-SCC 019 9121 (CENTRAL ELEMENTARY PTO GRANTS):							
4,000.00	122.90	4,122.90	1,572.88	261.74	873.26	1,676.76	59.33
*****TOTAL FOR FUND-SCC 019 9122 (EASTERN ELEMENTARY PTO GRANTS):							
4,500.00	416.00	4,916.00	4,333.68	240.00	0.00	582.32	88.15
*****TOTAL FOR FUND-SCC 019 9123 (WESTERN ELEMENTARY PTO GRANTS):							
4,500.00	0.00	4,500.00	2,127.33	0.00	0.00	2,372.67	47.27
*****TOTAL FOR FUND-SCC 019 9200 (RICHLAND COUNTY FOUNDATION GRANT PLAYGROUND):							
1,932.00	0.00	1,932.00	0.00	0.00	0.00	1,932.00	0.00
*****TOTAL FOR FUND-SCC 019 9201 (RICHLAND COUNTY FOUNDATION GRANT CENTRAL FRID):							
0.00	0.00	0.00	0.00	0.00	0.00	0.00	0.00

*** NOTE!! ONLY ACTIVE ACCOUNTS HAVE BEEN SELECTED, TOTALS MAY EXCLUDE AMOUNTS THAT ARE RELATED TO INACTIVE ACCOUNTS. ***

LEXINGTON LOCAL SCHOOLS
 Appropriation Account Summary
 SORTED BY FUND-SCC

FYTD Appropriated	Prior FY Carryover Encumbrances	FYTD Expendable	FYTD Actual Expenditures	MTD Actual Expenditures	Current + Future Encumbrances	FYTD Remaining Balance	FYTD Percent Exp/Enc
*****TOTAL FOR FUND-SCC 019 9202 (RICHLAND COUNTY FOUNDATION GRANT-HENSEL FY15):							
113.55	0.00	113.55	0.00	0.00	0.00	113.55	0.00
*****TOTAL FOR FUND-SCC 019 9204 (RICHLAND COUNTY FOUNDATION GRANT-PELPHREY 15):							
0.42	0.00	0.42	0.00	0.00	0.00	0.42	0.00
*****TOTAL FOR FUND-SCC 019 9205 (RICHLAND CO FOUNDATION GRANT-STAINED GLASS 16):							
1,351.00	0.00	1,351.00	1,300.00	1,300.00	51.00	0.00	100.00
*****TOTAL FOR FUND-SCC 019 9206 (RICHLAND CO FOUNDATION GRANT-SEASONAL SCIE 16):							
890.54	0.00	890.54	244.92	244.92	610.00	35.62	96.00
*****TOTAL FOR FUND-SCC 019 9207 (RICHLAND CO FOUNDATION-SCORE COMMON CORE 16):							
1,104.56	0.00	1,104.56	885.38	0.00	0.00	219.18	80.16
*****TOTAL FOR FUND-SCC 019 9303 (OHIO POWER GRANT (BERRY)):							
0.00	0.00	0.00	0.00	0.00	0.00	0.00	0.00
*****TOTAL FOR FUND-SCC 019 9500 (DOLLAR GENERAL LIT FUND - YOUTH LIT FY16):							
4,000.00	0.00	4,000.00	2,775.66	0.00	0.00	1,224.34	69.39
*****TOTAL FOR FUND-SCC 019 9616 (WALMART TEACHER OF THE YEAR-DANIELLE SAVAGE):							
0.00	0.00	0.00	0.00	0.00	0.00	0.00	0.00
*****TOTAL FOR FUND-SCC 022 9601 (OHSAA TOURNAMENT AGENCY FUND):							
46,500.00	12,721.75	59,221.75	33,906.80	25,483.44	0.00	25,314.95	57.25
*****TOTAL FOR FUND-SCC 024 0000 (EMPLOYEE BENEFITS FUND FOR MEDICAL/DENTAL):							
4,001,692.00	0.00	4,001,692.00	2,351,800.99	370,584.11	72,792.89	1,577,098.12	60.59

*** NOTE!! ONLY ACTIVE ACCOUNTS HAVE BEEN SELECTED, TOTALS MAY EXCLUDE AMOUNTS THAT ARE RELATED TO INACTIVE ACCOUNTS. ***

LEXINGTON LOCAL SCHOOLS
 Appropriation Account Summary
 SORTED BY FUND-SCC

FYTD Appropriated	Prior FY Carryover Encumbrances	FYTD Expendable	FYTD Actual Expenditures	MTD Actual Expenditures	Current + Future Encumbrances	FYTD Remaining Balance	FYTD Percent Exp/Enc
*****TOTAL FOR FUND-SCC 200 9101 (HIGH SCHOOL ART CLUB):							
93.00	0.00	93.00	0.00	0.00	0.00	93.00	0.00
*****TOTAL FOR FUND-SCC 200 9102 (HIGH SCHOOL DRAMA CLUB):							
6,753.00	0.00	6,753.00	1,570.10	1,155.00	250.00	4,932.90	26.95
*****TOTAL FOR FUND-SCC 200 9103 (HIGH SCHOOL MATH CLUB):							
0.00	0.00	0.00	0.00	0.00	0.00	0.00	0.00
*****TOTAL FOR FUND-SCC 200 9104 (HIGH SCHOOL LEADERSHIP COUNCIL):							
740.00	0.00	740.00	0.00	0.00	345.77	394.21	46.73
*****TOTAL FOR FUND-SCC 200 9105 (HIGH SCHOOL FRENCH CLUB):							
287.00	0.00	287.00	155.40	0.00	0.00	131.60	54.15
*****TOTAL FOR FUND-SCC 200 9107 (HIGH SCHOOL SPANISH CLUB):							
1,075.00	0.00	1,075.00	643.40	0.00	73.25	358.35	66.67
*****TOTAL FOR FUND-SCC 200 9108 (HIGH SCHOOL LEO CLUB):							
3,360.00	100.00	3,460.00	890.26	155.98	2,569.74	0.00	100.00
*****TOTAL FOR FUND-SCC 200 9114 (HIGH SCHOOL STUDENT COUNCIL FUND):							
1,500.00	0.00	1,500.00	961.17	0.00	188.83	350.00	76.67
*****TOTAL FOR FUND-SCC 200 9115 (HIGH SCHOOL KEY CLUB):							
2,200.00	0.00	2,200.00	156.75	16.00	0.00	2,043.25	7.13
*****TOTAL FOR FUND-SCC 200 9116 (HIGH SCHOOL CHESS CLUB):							
285.00	125.00	410.00	25.00	0.00	100.00	285.00	30.49

*** NOTE!! ONLY ACTIVE ACCOUNTS HAVE BEEN SELECTED, TOTALS MAY EXCLUDE AMOUNTS THAT ARE RELATED TO INACTIVE ACCOUNTS. ***

LEXINGTON LOCAL SCHOOLS
 Appropriation Account Summary
 SORTED BY FUND-SCC

FYTD Appropriated	Prior FY Carryover Encumbrances	FYTD Expendable	FYTD Actual Expenditures	MTD Actual Expenditures	Current + Future Encumbrances	FYTD Remaining Balance	FYTD Percent Exp/Enc
*****TOTAL FOR FUND-SCC 200 9119 (HIGH SCHOOL YEARBOOK FUND):							
22,760.00	7,620.14	30,380.14	14,131.16	0.00	15,300.00	948.98	96.88
*****TOTAL FOR FUND-SCC 200 9120 (HIGH SCHOOL JOURNALISM FUND):							
0.00	0.00	0.00	0.00	0.00	0.00	0.00	0.00
*****TOTAL FOR FUND-SCC 200 9121 (HIGH SCHOOL NATIONAL HONOR SOCIETY):							
2,500.00	321.75	2,821.75	2,480.54	0.00	0.00	341.21	87.91
*****TOTAL FOR FUND-SCC 200 9160 (HIGH SCHOOL GERMAN CLUB):							
45.00	0.00	45.00	0.00	0.00	0.00	45.00	0.00
*****TOTAL FOR FUND-SCC 200 9201 (JUNIOR HIGH ART CLUB):							
245.00	0.00	245.00	0.00	0.00	0.00	245.00	0.00
*****TOTAL FOR FUND-SCC 200 9204 (JUNIOR HIGH STUDENT COUNCIL FUND):							
1,610.00	0.00	1,610.00	857.11	364.96	257.85	495.04	69.25
*****TOTAL FOR FUND-SCC 200 9205 (JUNIOR HIGH LIBRARY CLUB):							
0.00	0.00	0.00	0.00	0.00	0.00	0.00	0.00
*****TOTAL FOR FUND-SCC 200 9301 (EASTERN ELEMENTARY STUDENT ACTIVITY FUND):							
1,600.00	0.00	1,600.00	1,465.00	0.00	134.45	0.55	99.97
*****TOTAL FOR FUND-SCC 200 9401 (CENTRAL ELEMENTARY STUDENT ACTIVITY FUND):							
0.00	0.00	0.00	0.00	0.00	0.00	0.00	0.00
*****TOTAL FOR FUND-SCC 200 9611 (HIGH SCHOOL INFORMED TEENS FUND):							
1,200.00	0.00	1,200.00	0.00	0.00	0.00	1,200.00	0.00

*** NOTE!! ONLY ACTIVE ACCOUNTS HAVE BEEN SELECTED, TOTALS MAY EXCLUDE AMOUNTS THAT ARE RELATED TO INACTIVE ACCOUNTS. ***

LEXINGTON LOCAL SCHOOLS
 Appropriation Account Summary
 SORTED BY FUND-SCC

FYTD Appropriated	Prior FY Carryover Encumbrances	FYTD Expendable	FYTD Actual Expenditures	MTD Actual Expenditures	Current + Future Encumbrances	FYTD Remaining Balance	FYTD Percent Exp/Enc
*****TOTAL FOR FUND-SCC 200 9612 (JUNIOR HIGH INFORMED TEENS FUND):							
48.62	0.00	48.62	35.71	0.00	0.00	12.91	73.45
*****TOTAL FOR FUND-SCC 300 9106 (HIGH SCHOOL INTRAMURALS):							
0.00	0.00	0.00	0.00	0.00	0.00	0.00	0.00
*****TOTAL FOR FUND-SCC 300 9115 (JAZZ BAND):							
1,500.00	0.00	1,500.00	1,096.13	915.13	0.00	403.87	73.08
*****TOTAL FOR FUND-SCC 300 9116 (CHOIR):							
1,500.00	0.00	1,500.00	85.16	0.00	0.00	1,414.84	5.68
*****TOTAL FOR FUND-SCC 300 9206 (JUNIOR HIGH PHYS ED DEPARTMENT FUND):							
3,600.00	0.00	3,600.00	2,569.79	415.46	471.63	558.58	84.48
*****TOTAL FOR FUND-SCC 300 9210 (JR HIGH INSTRUMENTAL):							
0.00	0.00	0.00	0.00	0.00	0.00	0.00	0.00
*****TOTAL FOR FUND-SCC 300 9600 (ATHLETIC FUND):							
204,400.00	0.00	204,400.00	177,613.95	4,646.10	19,316.50	7,469.55	96.35
*****TOTAL FOR FUND-SCC 300 9601 (ATHLETIC TOURNAMENT FUND):							
0.00	0.00	0.00	0.00	0.00	0.00	0.00	0.00
*****TOTAL FOR FUND-SCC 300 9602 (ORCHESTRA):							
63.00	0.00	63.00	0.00	0.00	0.00	63.00	0.00
*****TOTAL FOR FUND-SCC 300 9603 (ELEMENTARY MUSIC):							
1,300.00	0.00	1,300.00	0.00	0.00	0.00	1,300.00	0.00

*** NOTE!! ONLY ACTIVE ACCOUNTS HAVE BEEN SELECTED, TOTALS MAY EXCLUDE AMOUNTS THAT ARE RELATED TO INACTIVE ACCOUNTS. ***

LEXINGTON LOCAL SCHOOLS
 Appropriation Account Summary
 SORTED BY FUND-SCC

FYTD Appropriated	Prior FY Carryover Encumbrances	FYTD Expendable	FYTD Actual Expenditures	MTD Actual Expenditures	Current + Future Encumbrances	FYTD Remaining Balance	FYTD Percent Exp/Enc
*****TOTAL FOR FUND-SCC 300 9605 (BAND):							
230.00	0.00	230.00	0.00	0.00	0.00	230.00	0.00
*****TOTAL FOR FUND-SCC 451 9013 (NETWORK CONNECTIVITY - FY 2013):							
0.00	0.00	0.00	0.00	0.00	0.00	0.00	0.00
*****TOTAL FOR FUND-SCC 451 9015 (Network Connectivity FY 2015):							
0.00	0.00	0.00	0.00	0.00	0.00	0.00	0.00
*****TOTAL FOR FUND-SCC 451 9016 (Network Connectivity FY 2016):							
9,000.00	0.00	9,000.00	9,000.00	0.00	0.00	0.00	100.00
*****TOTAL FOR FUND-SCC 499 9101 (STATE GRANT 2001 READING IMPROV. INCENT-CENTRA):							
634.91	0.00	634.91	634.91	0.00	0.00	0.00	100.00
*****TOTAL FOR FUND-SCC 506 9012 (RACE TO THE TOP GRANT FY12):							
0.00	0.00	0.00	0.00	0.00	0.00	0.00	0.00
*****TOTAL FOR FUND-SCC 506 9013 (RACE TO THE TOP GRANT FY13):							
0.00	0.00	0.00	0.00	0.00	0.00	0.00	0.00
*****TOTAL FOR FUND-SCC 506 9014 (RACE TO THE TOP GRANT FY14):							
0.00	0.00	0.00	0.00	0.00	0.00	0.00	0.00
*****TOTAL FOR FUND-SCC 506 9015 (RACE TO THE TOP GRANT FY15):							
0.00	0.00	0.00	0.00	0.00	0.00	0.00	0.00
*****TOTAL FOR FUND-SCC 506 9913 (OHIO RESIDENT EDUCATOR PROGRAM):							
0.00	0.00	0.00	0.00	0.00	0.00	0.00	0.00

*** NOTE!! ONLY ACTIVE ACCOUNTS HAVE BEEN SELECTED, TOTALS MAY EXCLUDE AMOUNTS THAT ARE RELATED TO INACTIVE ACCOUNTS. ***

LEXINGTON LOCAL SCHOOLS
 Appropriation Account Summary
 SORTED BY FUND-SCC

FYTD Appropriated	Prior FY Carryover Encumbrances	FYTD Expendable	FYTD Actual Expenditures	MTD Actual Expenditures	Current + Future Encumbrances	FYTD Remaining Balance	FYTD Percent Exp/Enc
*****TOTAL FOR FUND-SCC 506 9914 (OHIO RESIDENT EDUCATOR PROGRAM):							
0.00	0.00	0.00	0.00	0.00	0.00	0.00	0.00
*****TOTAL FOR FUND-SCC 516 9013 (IDEA-B SPECIAL EDUCATION FY13):							
0.00	0.00	0.00	0.00	0.00	0.00	0.00	0.00
*****TOTAL FOR FUND-SCC 516 9014 (IDEA-B SPECIAL EDUCATION FY14):							
0.00	0.00	0.00	0.00	0.00	0.00	0.00	0.00
*****TOTAL FOR FUND-SCC 516 9015 (IDEA-B SPECIAL EDUCATION FY15):							
38,252.77	0.00	38,252.77	38,252.77	0.00	0.00	0.00	100.00
*****TOTAL FOR FUND-SCC 516 9016 (IDEA-B SPECIAL EDUCATION FY16):							
461,981.61	0.00	461,981.61	322,859.80	44,117.52	60,360.21	78,761.60	82.95
*****TOTAL FOR FUND-SCC 551 9013 (TITLE III LEP FY13):							
0.00	0.00	0.00	0.00	0.00	0.00	0.00	0.00
*****TOTAL FOR FUND-SCC 572 9013 (TITLE I TARGETED ASSISTANCE FY13):							
0.00	0.00	0.00	0.00	0.00	0.00	0.00	0.00
*****TOTAL FOR FUND-SCC 572 9014 (TITLE I FY14):							
0.00	0.00	0.00	0.00	0.00	0.00	0.00	0.00
*****TOTAL FOR FUND-SCC 572 9015 (TITLE I FY15):							
38,740.75	830.37	39,571.12	39,571.12	0.00	0.00	0.00	100.00
*****TOTAL FOR FUND-SCC 572 9016 (TITLE I FY16):							
401,691.07	0.00	401,691.07	154,135.32	20,387.22	2,800.00	244,755.75	39.07

*** NOTE!! ONLY ACTIVE ACCOUNTS HAVE BEEN SELECTED, TOTALS MAY EXCLUDE AMOUNTS THAT ARE RELATED TO INACTIVE ACCOUNTS. ***

LEXINGTON LOCAL SCHOOLS
 Appropriation Account Summary
 SORTED BY FUND-SCC

FYTD Appropriated	Prior FY Carryover Encumbrances	FYTD Expendable	FYTD Actual Expenditures	MTD Actual Expenditures	Current + Future Encumbrances	FYTD Remaining Balance	FYTD Percent Exp/Enc
*****TOTAL FOR FUND-SCC 587 9015 (EARLY CHILDHOOD SPECIAL EDUCATION IDEA FY15):							
9.85	1,825.58	1,835.43	1,835.43	0.00	0.00	0.00	100.00
*****TOTAL FOR FUND-SCC 587 9016 (EARLY CHILDHOOD SPECIAL EDUCATION IDEA FY16):							
2,459.81	0.00	2,459.81	1,303.70	37.12	221.61	934.50	62.01
*****TOTAL FOR FUND-SCC 590 9013 (TITLE II-A IMPROVING TEACHER QUALITY FY13):							
0.00	0.00	0.00	0.00	0.00	0.00	0.00	0.00
*****TOTAL FOR FUND-SCC 590 9014 (TITLE II-A IMPROVING TEACHER QUALITY FY14):							
0.00	0.00	0.00	0.00	0.00	0.00	0.00	0.00
*****TOTAL FOR FUND-SCC 590 9015 (TITLE II-A IMPROVING TEACHER QUALITY FY15):							
0.00	0.00	0.00	0.00	0.00	0.00	0.00	0.00
*****TOTAL FOR FUND-SCC 590 9016 (TITLE II-A IMPROVING TEACHER QUALITY FY16):							
41,898.21	0.00	41,898.21	40,333.19	5,341.28	0.00	1,565.02	96.26
*****TOTAL FOR FUND-SCC 599 9013 (NATIONAL SCHOOL LUNCH EXPANSION GRANT FY13):							
0.00	0.00	0.00	0.00	0.00	0.00	0.00	0.00
*****TOTAL FOR FUND-SCC 599 9015 (CHILD NUTRITION - TEAM NUTRITION GRANT):							
1,200.00	0.00	1,200.00	1,200.00	0.00	0.00	0.00	100.00
*****GRAND TOTALS:							
29,686,610.31	136,369.32	29,822,979.63	20,321,051.51	2,354,821.85	1,041,700.77	8,460,219.35	71.63

*** NOTE!! ONLY ACTIVE ACCOUNTS HAVE BEEN SELECTED, TOTALS MAY EXCLUDE AMOUNTS THAT ARE RELATED TO INACTIVE ACCOUNTS. ***