

LEXINGTON LOCAL SCHOOLS



FINANCIAL REPORT
FOR THE PERIOD ENDING
JULY 31, 2015

PREPARED BY
JASON WHITESEL, TREASURER

DATE: 08/04/2015
TIME: 12:20

LEXINGTON LOCAL SCHOOLS
CASH RECONCILIATION AS OF 07/31/2015

PAGE: 1
(USAEMSED)

	SUB-TOTALS	TOTALS
	-----	-----
Gross Depository Balances:		
RICHLAND BANK MMA 5719	\$ 5,004,143.39	
RICHLAND BANK SWEEP ACCT 3520	4,446,998.54	
RICHLAND BANK GENERAL ACCT 0580	300,000.00	
RICHLAND BANK ANTHEM SWEEP 3523	637,754.47	
RICHLAND BANK EE BENEFITS 3180	0.00	
RICHLAND BANK PAYROLL ACCT 9780	350.02	
RICHLAND BANK ATHLETIC ACCT 3280	6,861.85	

Total Depository Balances (Gross)		\$ 10,396,108.27
Adjustments to Bank Balance:		
Cash in Transit to Bank	\$ 57.56	
Outstanding Checks	36,916.43-	
Adjustments	140,093.56-	
Outstanding Sweep Transfer -139,816.45		
Municipal Income Tax -277.17		
Bank Error (Check # 74056) 0.06		

Total Adjustments to Bank Balance		176,952.43-
Investments:		
Treasury Bonds and Notes	\$ 0.00	
Certificate of Deposits	0.00	
Other Securities	0.00	
Other Investments:		

Total Investments		0.00
Cash on Hand:		
Petty Cash:		
TREASURER'S OFFICE	\$ 100.00	
Change Cash:		
Cash with Fiscal Agent	0.00	

Total Cash on Hand		100.00

Total Balances		\$ 10,219,255.84
		=====
Total Fund Balance		\$ 10,219,255.84
		=====
Depository Clearance Accounts:		

Total Clearance Account Balances		\$ 0.00



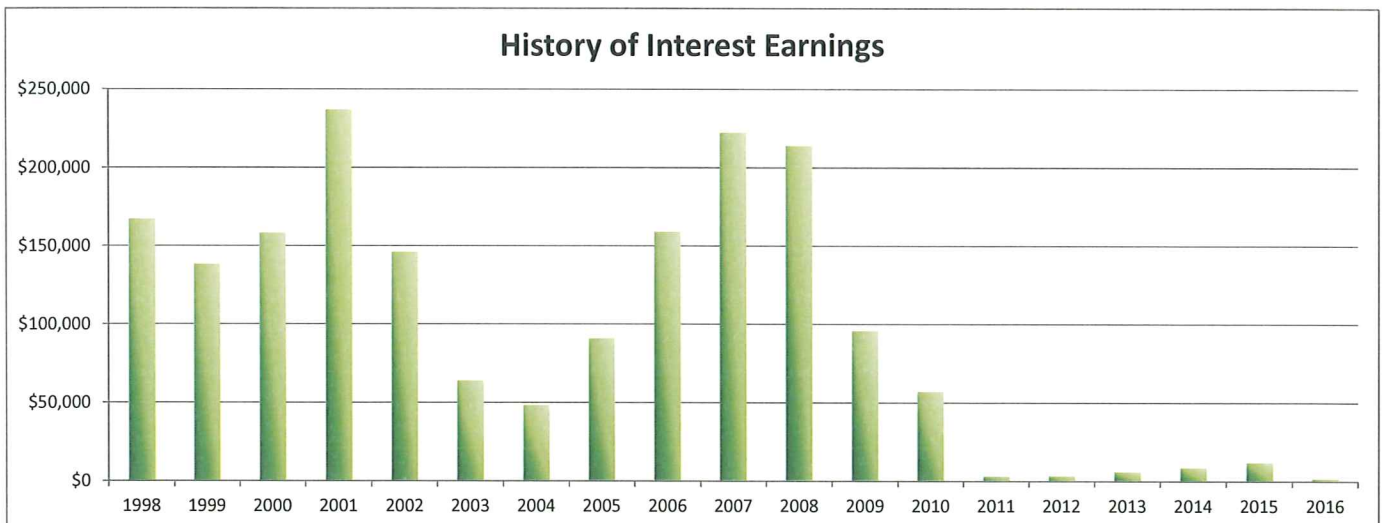
Treasurer

LEXINGTON LOCAL SCHOOLS
INVESTMENT REPORT FOR THE MONTH ENDING
July 31, 2015

INTEREST EARNED:	THIS MONTH	FISCAL YEAR TO DATE
Richland Bank, General Sweep	\$443.97	\$443.97
Richland Bank, General MMA	\$849.74	\$849.74
Richland Bank, Anthem Sweep	\$74.37	\$74.37
Star Ohio	\$0.00	\$0.00
Certificates of Deposit	\$0.00	\$0.00
Bonds and other types of investments	\$0.00	\$0.00
TOTAL INTEREST RECEIVED	\$1,368.08	\$1,368.08

History of Interest Earnings	Fiscal Year	Interest Earnings
	1998	\$ 167,057.52
	1999	\$ 138,113.69
	2000	\$ 157,991.72
	2001	\$ 236,839.79
	2002	\$ 146,052.34
	2003	\$ 63,712.36
	2004	\$ 47,970.95
	2005	\$ 90,719.94
	2006	\$ 158,724.51
	2007	\$ 221,998.86
	2008	\$ 213,660.34
	2009	\$ 95,639.63
	2010	\$ 56,860.22
	2011	\$ 3,001.78
	2012	\$ 3,090.00
	2013	\$ 5,758.97
	2014	\$ 8,349.92
	2015	\$ 11,765.22
FISCAL Year To Date	2016	\$1,368.08

Total Interest Earnings 1998 to Present	\$ 1,828,675.84
--	------------------------



Fnd	Sec	Description	Beginning Balance	MTD Revenues	FYTD Revenues	MTD Expenditures	FYTD Expenditures	Current Available Balance
001	0000	GENERAL FUND	6,999,704.42	3,851,717.86	3,851,717.86	1,793,058.14	1,793,058.14	9,058,364.14
001	9412	GENERAL BUDGET RESERVE SE	87,928.97	.00	.00	.00	.00	87,928.97
002	0000	BOND RETIREMENT FUND	1,925.89	.00	.00	.00	.00	1,925.89
003	0000	PERMANENT IMPROVEMENT FUN	123,637.56	393,650.00	393,650.00	206,998.24	206,998.24	310,289.32
006	0000	FOOD SERVICE FUND	3,706.85	240.00	240.00	42,546.96	42,546.96	38,600.11-
007	9800	TERRY McCAMMON SCHOLARSHI	13,547.57	1.83	1.83	.00	.00	13,549.40
007	9801	MINUTEMAN ALUMNI SCHOLARS	1,989.92	.27	.27	.00	.00	1,990.19
018	9100	HIGH SCHOOL PRINCIPAL'S F	1,867.56	20.85	20.85	.00	.00	1,888.41
018	9200	JUNIOR HIGH PRINCIPAL'S F	1,325.70	.00	.00	.00	.00	1,325.70
018	9300	EASTERN PRINCIPAL'S FUND	5,383.25	.00	.00	.00	.00	5,383.25
018	9301	EASTERN ELEMENTARY BOOKFA	10,877.71	.00	.00	.00	.00	10,877.71
018	9400	CENTRAL PRINCIPAL'S FUND	8,954.93	2.00	2.00	.00	.00	8,956.93
018	9401	CENTRAL ELEMENTARY BOOKFA	3,602.70	.00	.00	.00	.00	3,602.70
018	9402	CENTRAL ELEMENTARY ART	739.00	.00	.00	.00	.00	739.00
018	9500	WESTERN PRINCIPAL'S FUND	6,687.68	.00	.00	74.75	74.75	6,612.93
018	9501	WESTERN ELEMENTARY BOOKFA	193.41	.00	.00	.00	.00	193.41
018	9503	WESTERN ELEMENTARY ART	402.42	.00	.00	.00	.00	402.42
018	9901	JUNIOR HIGH TEACHER ADVIS	109.25	.00	.00	.00	.00	109.25
019	9001	ACADEMIC BOOSTERS GRANTS	1,768.54	.00	.00	.00	.00	1,768.54
019	9121	CENTRAL ELEMENTARY PTO GR	1,108.72	11.21	11.21	301.49	301.49	818.44
019	9122	EASTERN ELEMENTARY PTO GR	3,345.07	11.21	11.21	.00	.00	3,356.28
019	9123	WESTERN ELEMENTARY PTO GR	3,825.47	11.22	11.22	.00	.00	3,836.69
019	9200	RICHLAND COUNTY FOUNDATIO	1,932.00	.00	.00	.00	.00	1,932.00
019	9202	RICHLAND COUNTY FOUNDATIO	113.55	.00	.00	.00	.00	113.55
019	9204	RICHLAND COUNTY FOUNDATIO	.42	.00	.00	.00	.00	.42
022	9601	DHSAA TOURNAMENT AGENCY F	492.52	236.13	236.13	728.65	728.65	.00
024	0000	EMPLOYEE BENEFITS FUND FO	611,968.03	306,487.47	306,487.47	282,139.47	282,139.47	636,316.03
200	9101	HIGH SCHOOL ART CLUB	93.76	.00	.00	.00	.00	93.76
200	9102	HIGH SCHOOL DRAMA CLUB	7,120.83	.00	.00	.00	.00	7,120.83
200	9103	HIGH SCHOOL MATH CLUB	52.70	.00	.00	.00	.00	52.70
200	9104	HIGH SCHOOL LEADERSHIP CO	344.37	.00	.00	.00	.00	344.37
200	9105	HIGH SCHOOL FRENCH CLUB	122.07	.00	.00	.00	.00	122.07
200	9107	HIGH SCHOOL SPANISH CLUB	418.76	.00	.00	.00	.00	418.76
200	9108	HIGH SCHOOL LEO CLUB	3,733.76	.00	.00	.00	.00	3,733.76
200	9114	HIGH SCHOOL STUDENT COUNC	2,947.71	.00	.00	.00	.00	2,947.71
200	9115	HIGH SCHOOL KEY CLUB	1,293.71	.00	.00	.00	.00	1,293.71
200	9116	HIGH SCHOOL CHESS CLUB	205.00	.00	.00	25.00	25.00	180.00
200	9119	HIGH SCHOOL YEARBOOK FUND	45,347.95	.00	.00	75.00	75.00	45,272.95
200	9120	HIGH SCHOOL JOURNALISM FU	1,089.44	.00	.00	.00	.00	1,089.44
200	9121	HIGH SCHOOL NATIONAL HONO	2,018.48	.00	.00	385.00	385.00	1,633.48
200	9160	HIGH SCHOOL GERMAN CLUB	45.00	.00	.00	.00	.00	45.00
200	9201	JUNIOR HIGH ART CLUB	113.99	.00	.00	.00	.00	113.99
200	9204	JUNIOR HIGH STUDENT COUNC	590.61	.00	.00	.00	.00	590.61
200	9205	JUNIOR HIGH LIBRARY CLUB	77.65	.00	.00	.00	.00	77.65
200	9301	EASTERN ELEMENTARY STUDEN	447.37	.00	.00	.00	.00	447.37
200	9401	CENTRAL ELEMENTARY STUDEN	382.69	.00	.00	.00	.00	382.69

FINANCIAL SUMMARY REPORT
Processing Month: July 2015
LEXINGTON LOCAL SCHOOLS

Fnd	Sec	Description	Beginning Balance	MTD Revenues	FYTD Revenues	MTD Expenditures	FYTD Expenditures	Current Available Balance
200	9611	HIGH SCHOOL INFORMED TEEN	788.63	.00	.00	.00	.00	788.63
200	9612	JUNIOR HIGH INFORMED TEEN	48.62	.00	.00	.00	.00	48.62
300	9115	JAZZ BAND	1,328.94	.00	.00	.00	.00	1,328.94
300	9116	CHOIR	1,144.96	.00	.00	.00	.00	1,144.96
300	9206	JUNIOR HIGH PHYS ED DEPAR	1,826.59	.00	.00	.00	.00	1,826.59
300	9210	JR HIGH INSTRUMENTAL	41.03	.00	.00	.00	.00	41.03
300	9600	ATHLETIC FUND	629.55	12,967.87	12,967.87	7,744.42	7,744.42	5,853.00
300	9602	ORCHESTRA	63.22	.00	.00	.00	.00	63.22
300	9603	ELEMENTARY MUSIC	1,139.88	.00	.00	.00	.00	1,139.88
300	9605	BAND	232.95	.00	.00	.00	.00	232.95
499	9101	STATE GRANT 2001 READING	634.91	.00	.00	.00	.00	634.91
516	9015	IDEA-B SPECIAL EDUCATION	92.77	30,730.83	30,730.83	19,805.39	19,805.39	11,018.21
516	9016	IDEA-B SPECIAL EDUCATION	.00	.00	.00	1,335.60	1,335.60	1,335.60
572	9015	TITLE I FY15	8,591.36	17,000.00	17,000.00	19,393.55	19,393.55	6,197.81
587	9015	EARLY CHILDHOOD SPECIAL E	1,835.43	.00	.00	1,205.05	1,205.05	630.38
599	9015	CHILD NUTRITION - TEAM NU	.00	1,200.00	1,200.00	1,200.00	1,200.00	.00
Grand Total All Funds			7,981,983.80	4,614,288.75	4,614,288.75	2,377,016.71	2,377,016.71	10,219,255.84
Total Invested Funds			.00					

DATE: 08/04/2015
TIME: 11:55:01OHIO DEPARTMENT OF EDUCATION - OFFICE OF SCHOOL MANAGEMENT ASSISTANCE
ANNUAL SPENDING PLAN (CURRENT OPERATION - GENERAL FUND ONLY - O.R.C. 5705.391)

PAGE: 1

SCHOOL DISTRICT: LEXINGTON LOCAL SCHOOLS

IRN # 049437

COUNTY: RICHLAND

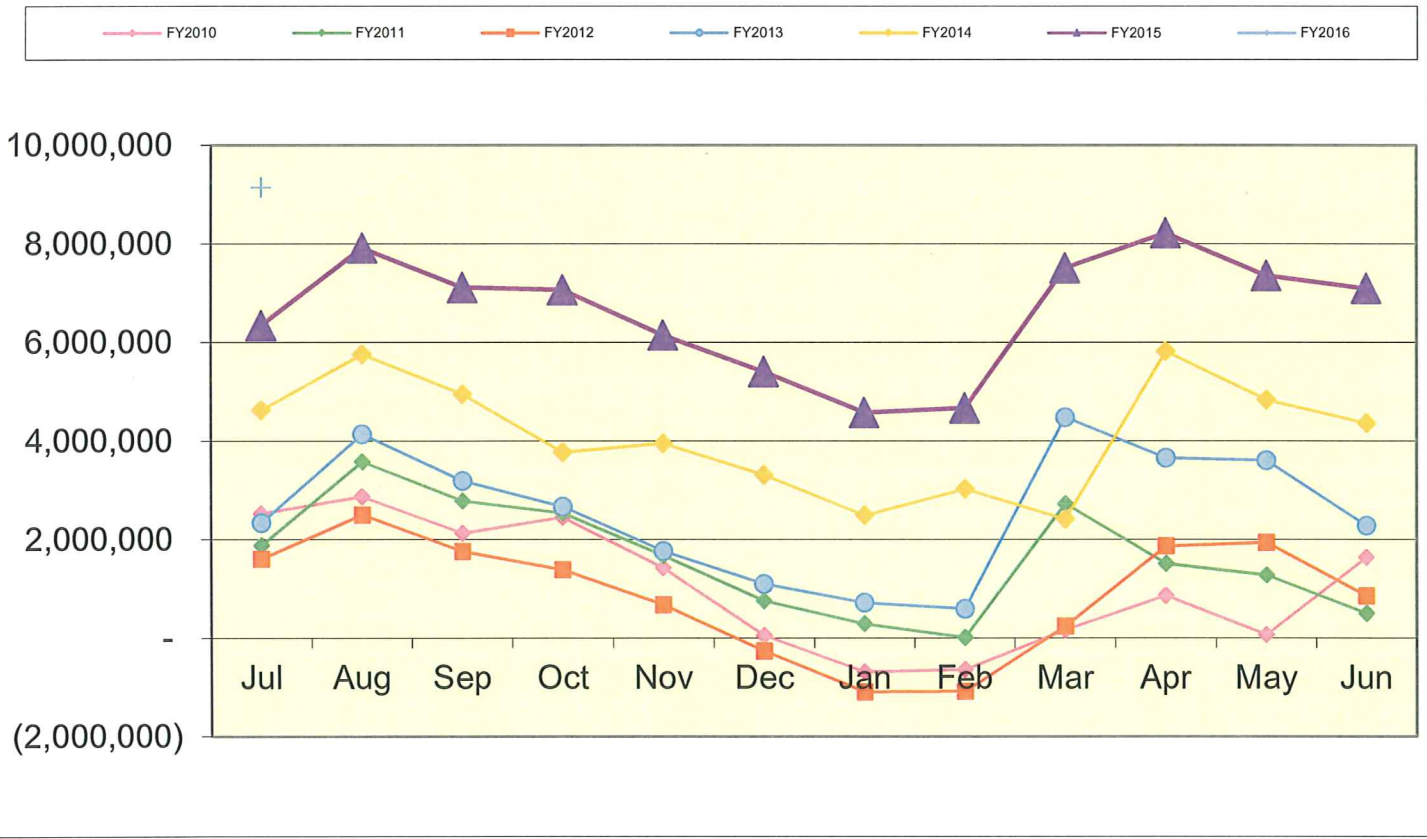
FISCAL YEAR: 2016 MONTH: 07

	MONTHLY ESTIMATE	MONTHLY ACTUAL	MONTHLY DIFFERENCE	FISCAL YTD ESTIMATE	FISCAL YTD ACTUAL	FISCAL YTD DIFFERENCE
REVENUES						
01.010 General Property (Real Estate)	3,033,850	3,033,850	0	3,033,850	3,033,850	0
01.020 Tangible Personal Property Tax	0	0	0	0	0	0
01.030 Income Tax	0	0	0	0	0	0
01.035 Unrestricted Grants-in-Aid	800,000	805,340	5,340	800,000	805,340	5,340
01.040 Restricted Grants-in-Aid	2,118	4,236	2,118	2,118	4,236	2,118
01.045 Restricted Grants-in-Aid - SFSF	0	0	0	0	0	0
01.050 Property Tax Allocation	0	0	0	0	0	0
01.060 All Other Operating Revenue	2,073	5,391	3,318	2,073	5,391	3,318
01.070 Total Revenue	3,838,041	3,848,817	10,776	3,838,041	3,848,817	10,776
OTHER FINANCING SOURCES						
02.010 Proceeds from Sale of Notes	0	0	0	0	0	0
02.020 State Emergency Loans & Advancements (Approved)	0	0	0	0	0	0
02.040 Operating Transfers-In	0	0	0	0	0	0
02.050 Advances-In	0	2,900	2,900	0	2,900	2,900
02.060 All Other Financing Sources	85	0	85-	85	0	85-
02.070 Total Other Financing Sources	85	2,900	2,815	85	2,900	2,815
02.080 Total Revenues and Other Financing Sources	3,838,126	3,851,717	13,591	3,838,126	3,851,717	13,591
EXPENDITURES						
03.010 Personal Services	980,659	980,586	73-	980,659	980,586	73-
03.020 Employees' Retirement/Insurance Benefits	450,000	413,285	36,715-	450,000	413,285	36,715-
03.030 Purchased Services	175,000	163,282	11,718-	175,000	163,282	11,718-
03.040 Supplies and Materials	25,000	35,219	10,219	25,000	35,219	10,219
03.050 Capital Outlay	0	0	0	0	0	0
03.060 Intergovernmental	0	0	0	0	0	0
04.010 Debt Service: All Principal (Historical)	0	0	0	0	0	0
04.020 Debt Service: Principal - Notes	0	0	0	0	0	0
04.030 Debt Service: Principal - State Loans	0	0	0	0	0	0
04.040 Debt Service: Principal - State Advancements	0	0	0	0	0	0
04.050 Debt Service: Principal - HB 264 Loans	0	0	0	0	0	0
04.055 Debt Service: Principal - Other	0	0	0	0	0	0
04.060 Debt Service: Interest and Fiscal Charges	0	0	0	0	0	0
04.300 Other Objects	0	687	687	0	687	687
04.500 Total Expenditures	1,630,659	1,593,059	37,600-	1,630,659	1,593,059	37,600-
OTHER FINANCING USES						
05.010 Operating Transfers - Out	0	0	0	0	0	0
05.020 Advances - Out	0	200,000	200,000	0	200,000	200,000
05.030 All Other Financing Uses	0	0	0	0	0	0
05.040 Total Other Financing Uses	0	200,000	200,000	0	200,000	200,000
05.050 Total Expenditure and Other Financing Uses	1,630,659	1,793,059	162,400	1,630,659	1,793,059	162,400
06.010 Excess Rev & Oth Financing Sources over (under) Exp &	2,207,467	2,058,658	148,809-	2,207,467	2,058,658	148,809-
07.010 Beginning Cash Balance	7,087,630	7,087,633	3	7,087,630	7,087,633	3
07.020 Ending Cash Balance	9,295,097	9,146,291	148,806-	9,295,097	9,146,291	148,806-
08.010 Outstanding Encumbrances	1,950,000	1,700,200	249,800-	1,950,000	1,700,200	249,800-

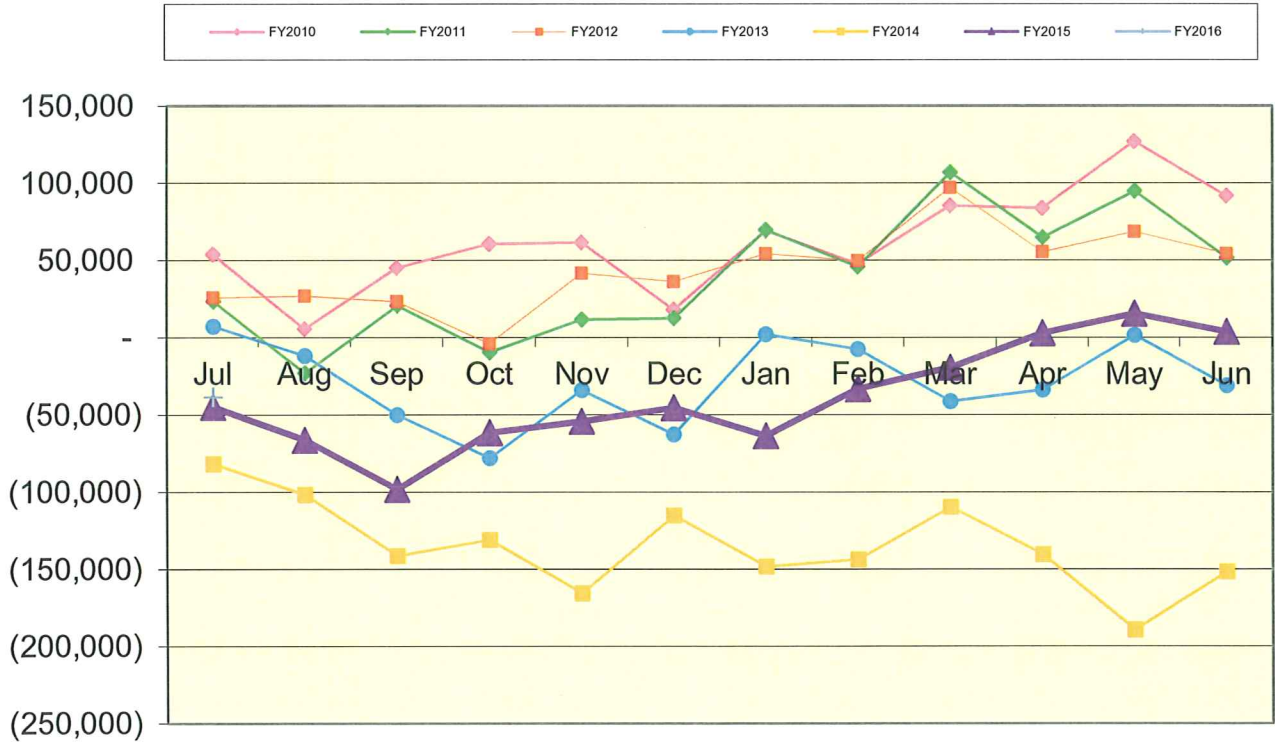
**LEXINGTON LOCAL SCHOOL DISTRICT
GENERAL FUND ONLY 2015-16
SUMMARY OF RECEIPTS AND EXPENDITURES - FIVE YEAR FORECAST FORMAT**

LINE	7/31/2015	FISCAL YEAR TO DATE Estimate	FISCAL YEAR TO DATE Actual	VARIANCE Estimate vs. Actual	PERCENT of VARIANCE
LINE 7.010	BEGINNING CASH BALANCE		\$ 7,087,633		
REVENUES					
LINE 1.010	Real Estate Tax	\$ 3,033,850	\$ 3,033,850	\$0	0.00%
LINE 1.020	Personal Property Tax	\$ -	\$ -	\$0	#DIV/0!
LINE 1.030	Income Tax	\$ -	\$ -	\$0	
LINE 1.035	State Funding	\$ 800,000	\$ 805,340	\$5,340	0.67%
LINE 1.040	Career Tech / Economic Disadv.	\$ 2,118	\$ 4,236	\$2,118	100.00%
LINE 1.050	Property Tax Allocation	\$ -	\$ -	\$0	#DIV/0!
LINE 1.060	Other Operating Revenue	\$ 2,073	\$ 5,391	\$3,318	160.06%
LINE 1.070	TOTAL REVENUE	\$ 3,838,041	\$ 3,848,817	\$10,776	0.28%
EXPENSES					
LINE 2.01	Proceeds from Notes	\$ -	\$ -	\$0	
LINE 2.04	Transfers In	\$ -	\$ -	\$0	
LINE 2.050	Advances In	\$ -	\$ 2,900	\$2,900	#DIV/0!
LINE 2.060	Other Financing Sources	\$ 85	\$ -	(\$85)	-100.00%
LINE 2.070	TOTAL OTHER SOURCES	\$ 85	\$ 2,900	\$2,815	3311.76%
LINE 2.080	TOTAL REVENUES & Sources	\$ 3,838,126	\$ 3,851,717	\$13,591	0.35%
EXPENSES					
LINE 3.010	Salaries	\$ 980,659	\$ 980,586	\$73	0.01%
LINE 3.020	Retirement and Benefits	\$ 450,000	\$ 413,285	\$36,715	8.16%
LINE 3.030	Purchased Services	\$ 175,000	\$ 163,282	\$11,718	6.70%
LINE 3.040	Supplies and Materials	\$ 25,000	\$ 35,219	(\$10,219)	-40.88%
LINE 3.050	Capital Outlay and Equipment	\$ -	\$ -	\$0	#DIV/0!
LINE 3.06	INTERGOVERNMENTAL	\$ -	\$ -	\$0	
LINE 4.020	DEBT SERVICE - Notes	\$ -	\$ -	\$0	
LINE 4.060	DEBT SERVICE - Interest charges	\$ -	\$ -	\$0	
LINE 4.300	Other Objects	\$ -	\$ 687	(\$687)	#DIV/0!
LINE 4.500	TOTAL EXPENDITURES	\$ 1,630,659	\$ 1,593,059	\$37,600	2.31%
LINE 5.00	TRANSFERS OUT	\$ -	\$ -	\$0	
LINE 5.02	ADVANCES OUT	\$ -	\$ 200,000	(\$200,000)	
LINE 5.03	ALL OTHER USES	\$ -	\$ -	\$0	
LINE 5.040	TOTAL OTHER USES	\$ -	\$ 200,000	(\$200,000)	
LINE 5.050	TOTAL EXPENDITURES & USES	\$ 1,630,659	\$ 1,793,059	(\$162,400)	-9.96%
		Estimate	Actual	Variance	
LINE 6.010	REVENUES OVER EXPENSES	\$ 2,207,467	\$ 2,058,658	(\$148,809)	
LINE 7.020	ENDING CASH BALANCE	\$ 9,295,100	\$ 9,146,291	(\$148,809)	
	Less Reserves	\$ (87,929)	\$ (87,929)	\$ -	
LINE 8.010	Less Outstanding Encumbrances	\$ (1,950,000)	\$ (1,700,200)	\$ 249,800	-12.81%
LINE 15.010	Unreserved Fund Balance	\$ 7,257,171	\$ 7,358,162	\$100,991	1.39%
	Salaries/Benefits as % of Revenue	37.3%	36.2%	80.1% or below	
	True Days Cash - Calendar Days on which can operate	138	127	60 or above	

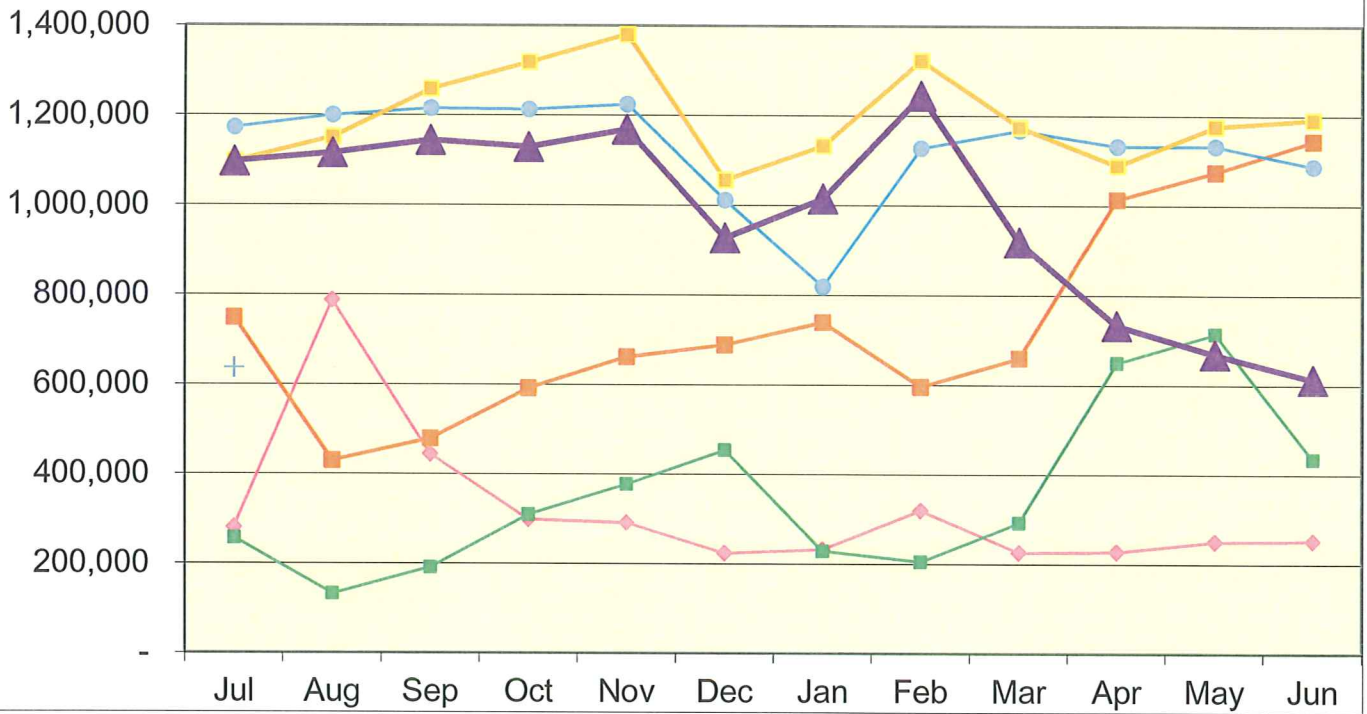
Lexington Local Schools General Fund Cash Balance



Lexington Local Schools Food Service Fund Cash Balance



Lexington Local Schools Employee Benefits Fund Cash Balance



Lexington Local Schools

Permanent Improvement Fund 7/31/2015

Instruction and Administration	Budgeted Amount	Actual Fiscal Year Expended	Current Encumbrances	Available Budget
Eastern Guided Reading Books	\$ 5,747.88	\$ 5,747.88	\$ -	\$0.00
Eastern Textbooks	\$ 8,236.25	\$ -	\$ 8,236.25	\$0.00
HS Textbooks/Microscopes	\$ 39,902.12	\$ -	\$ -	\$39,902.12
Western Reading Books	\$ 10,029.15	\$ -	\$ 9,669.65	\$359.50
Classroom Carpet & Book Storage Units (Western/Central)	\$ 563.70	\$ -	\$ 575.70	(\$12.00)
Central, Western, Eastern Jacobs Ladder Teacher Texts	\$ 966.90	\$ 395.51	\$ 571.35	\$0.04
Eastern Spelling Teacher Texts	\$ 470.44	\$ 465.91	\$ -	\$4.53
Western White Boards	\$ 1,645.00	\$ -	\$ 1,645.00	\$0.00
Western PE Equipment	\$ 3,162.32	\$ -	\$ 2,884.48	\$277.84
Western PE Shed	\$ 752.43	\$ -	\$ 752.43	\$0.00
JH PE Equipment	\$ 769.96	\$ -	\$ 732.36	\$37.60
Western Shredder	\$ 260.99	\$ 226.19	\$ 34.80	\$0.00
AED Units (District-Wide)	\$ 5,469.33	\$ -	\$ 4,630.20	\$839.13
Elementary Music Speakers (Eastern)	\$ 924.00	\$ -	\$ 1,062.60	(\$138.60)
JH/HS music instruments and equipment	\$ 27,063.96	\$ -	\$ 27,373.96	(\$310.00)

Maintenance

Asphalt throughout District (Iberia)	\$ 34,249.00	\$ -	\$ 34,249.00	\$0.00
Concrete Projects	\$ 8,900.00	\$ 10,932.00	\$ -	(\$2,032.00)
Tractor Lease	\$ 9,708.04	\$ 9,708.04	\$ -	\$0.00
Eastern Bus Stop Project	\$ 3,000.00	\$ 2,290.00	\$ -	\$710.00
JH Entrance Awning	\$ 1,548.00	\$ -	\$ 1,540.00	\$8.00
Eastern Cafeteria Flooring	\$ 24,555.00	\$ -	\$ 24,555.00	\$0.00
HS Security Cameras	\$ 37,340.50	\$ -	\$ 37,340.50	\$0.00
Roof Repairs (Western/Eastern)	\$ 329,968.00	\$ 53,685.00	\$ 276,274.00	\$9.00

Transportation

New bus	\$ 91,985.00	\$ -	\$ 91,985.00	\$0.00
---------	--------------	------	--------------	--------

Technology

Computers, servers, tech equip., etc.	\$ 180,000.00	\$ 123,547.71	\$ 24,328.80	\$32,123.49
---------------------------------------	---------------	---------------	--------------	-------------

Food Service

	\$ -	\$ -	\$ -	\$0.00
--	------	------	------	--------

Athletics and Student Activities

HS Tennis Court Repair/Resurfacing	\$ 18,869.00	\$ -	\$ -	\$18,869.00
HS Soccer Field Light Pole	\$ 5,085.60	\$ -	\$ -	\$5,085.60
HS Athletics Uniforms/Equipment	\$ 15,600.00	\$ -	\$ 5,968.60	\$9,631.40

Fees

Tax Collection Fees	\$ 14,500.00	\$ -	\$ -	\$14,500.00
---------------------	--------------	------	------	-------------

Totals	Budgeted Amount	Actual Fiscal Year Expended	Current Encumbrances	Unencumbered Budget
	\$ 881,272.57	\$ 206,998.24	\$ 554,409.68	\$ 119,864.65
Total Budgeted Plus Return to Gen. Fund	\$ 881,272.57			

Actual Cash Balance 7/1/15	\$ 123,637.56
Revenues FY16 - Taxes from levy	\$ 193,650.00
Revenues FY16 - Advance from General Fund	\$ 200,000.00
Expenditures FY16	\$ (206,998.24)
Current Cash Balance	\$310,289.32
Current Encumbrances	\$ (554,409.68)
Available Balance	(\$244,120.36)

Remaining Revenues FY16 - Taxes from levy	\$ 406,350.00
Remaining Unencumbered Budget	\$ 119,864.65
6/30/16 Estimated Unencumbered Carryover	\$ 42,364.99

Lexington Local Schools

Food Service Fund 2015-16 vs. 2014-2015

							Beginning Balance 7/1/15	\$	3,707
2015-2016 Through 7/31/15									
<i>Revenues</i>	District-Wide	High School	Junior High	Eastern	Central	Western	Total		
Student Type A, Ezpay, Misc	\$ -	\$ 220	\$ -	\$ -	\$ 20	\$ -	\$	240	
Student Break, Milk & A La Carte	\$ -	\$ -	\$ -	\$ -	\$ -	\$ -	\$	-	
Adult & Misc revenues	\$ -	\$ -	\$ -	\$ -	\$ -	\$ -	\$	-	
State Reimb	\$ -	\$ -	\$ -	\$ -	\$ -	\$ -	\$	-	
Federal Reimb	\$ -	\$ -	\$ -	\$ -	\$ -	\$ -	\$	-	
Total Revenues	\$ -	\$ 220	\$ -	\$ -	\$ 20	\$ -	\$	240	
<i>Expenses</i>									
Wages	\$ 3,891	\$ 7,846	\$ 4,820	\$ 3,443	\$ 2,525	\$ 2,558	\$	25,083	
Severance	\$ -	\$ -	\$ -	\$ -	\$ -	\$ -	\$	-	
Retirement	\$ 913	\$ 1,098	\$ 675	\$ 482	\$ 354	\$ 358	\$	3,880	
Medical	\$ 1,814	\$ 3,279	\$ 2,324	\$ 2,186	\$ -	\$ -	\$	9,603	
Life, Dent, MC, WC	\$ 105	\$ 255	\$ 179	\$ 113	\$ 41	\$ 35	\$	728	
Purch Serv, Repairs, Phone, Postage	\$ 602	\$ 869	\$ 456	\$ 416	\$ 416	\$ 416	\$	3,175	
Supplies	\$ 78	\$ -	\$ -	\$ -	\$ -	\$ -	\$	78	
Food Costs	\$ -	\$ -	\$ -	\$ -	\$ -	\$ -	\$	-	
Equipment	\$ -	\$ -	\$ -	\$ -	\$ -	\$ -	\$	-	
Other Costs	\$ -	\$ -	\$ -	\$ -	\$ -	\$ -	\$	-	
Total Expenses	\$ 7,403	\$ 13,347	\$ 8,454	\$ 6,640	\$ 3,336	\$ 3,367	\$	42,547	
Net Gain (Loss)	\$ (7,403)	\$ (13,127)	\$ (8,454)	\$ (6,640)	\$ (3,316)	\$ (3,367)	\$	(42,307)	
							Ending Cash Balance 7/31/15	\$	(38,600)

							Beginning Balance 7/1/14	\$	842
2014-2015 Through 7/31/14									
<i>Revenues</i>	District-Wide	High School	Junior High	Eastern	Central	Western	Total		
Student Type A, Ezpay, Misc	\$ -	\$ 50	\$ -	\$ -	\$ 25	\$ -	\$	75	
Student Break, Milk & A La Carte	\$ -	\$ -	\$ -	\$ -	\$ -	\$ -	\$	-	
Adult & Misc revenues	\$ -	\$ -	\$ -	\$ -	\$ -	\$ -	\$	-	
State Reimb	\$ -	\$ -	\$ -	\$ -	\$ -	\$ -	\$	-	
Federal Reimb	\$ -	\$ -	\$ -	\$ -	\$ -	\$ -	\$	-	
Total Revenues	\$ -	\$ 50	\$ -	\$ -	\$ 25	\$ -	\$	75	
<i>Expenses</i>									
Excludes \$120,500 transfer.									
Wages	\$ 3,814	\$ 10,100	\$ 5,111	\$ 4,807	\$ 883	\$ 3,940	\$	28,655	
Severance	\$ -	\$ -	\$ -	\$ -	\$ -	\$ -	\$	-	
Retirement	\$ 895	\$ 1,414	\$ 715	\$ 673	\$ 124	\$ 551	\$	4,372	
Medical	\$ 1,766	\$ 4,257	\$ 1,553	\$ 2,128	\$ 1,064	\$ 1,064	\$	11,832	
Life, Dent, MC, WC	\$ 99	\$ 287	\$ 159	\$ 134	\$ 41	\$ 83	\$	803	
Purch Serv, Repairs, Phone, Postage	\$ 97	\$ -	\$ -	\$ -	\$ -	\$ -	\$	97	
Supplies	\$ -	\$ -	\$ -	\$ -	\$ -	\$ -	\$	-	
Food Costs	\$ -	\$ -	\$ -	\$ -	\$ -	\$ -	\$	-	
Equipment	\$ -	\$ -	\$ -	\$ -	\$ -	\$ -	\$	-	
Other Costs	\$ -	\$ -	\$ -	\$ -	\$ -	\$ -	\$	-	
Total Expenses	\$ 6,671	\$ 16,058	\$ 7,538	\$ 7,742	\$ 2,112	\$ 5,638	\$	45,759	
Net Gain (Loss)	\$ (6,671)	\$ (16,008)	\$ (7,538)	\$ (7,742)	\$ (2,087)	\$ (5,638)	\$	(45,684)	
							Ending Cash Balance 7/31/14	\$	(44,842)

Check#	Check Date	Org Sta	Vendor Paid	Check Amount	Status Date
074014	07/01/2015	W/R	STATE TEACHERS RETIREMENT	4,701.30	07/14/2015
074015	07/10/2015	W/R	BALL, BENJAMIN	24.15	07/21/2015
074016	07/10/2015	W/R	BAZLEY, BRIAN	70.73	07/14/2015
074017	07/10/2015	W/R	COLES ENERGY, INC.	579.87	07/14/2015
074018	07/10/2015	W/R	CULLIGAN QUALITY WATER	37.00	07/15/2015
074019	07/10/2015	W/R	BOND, DAVID A	82.80	07/17/2015
074020	07/10/2015	W/W	DEVANEY, EDWARD	250.00	
074021	07/10/2015	W/R	BUTTIL, ELIZABETH	75.00	07/20/2015
074022	07/10/2015	W/R	ROUSH, HEIDI	900.00	07/13/2015
074023	07/10/2015	W/R	PATNODE, KARLEY	160.00	07/15/2015
074024	07/10/2015	W/R	KROGER COMPANY	100.00	07/30/2015
074025	07/10/2015	W/R	LOWE'S HOME CENTER	539.11	07/17/2015
074026	07/10/2015	W/R	OCHI, MADOKA	971.90	07/17/2015
074027	07/10/2015	W/R	MID-OHIO ED. SERVICE CENTER	50.00	07/13/2015
074028	07/10/2015	W/R	RICHLAND CO. HEALTH DEPT	7,132.02	07/15/2015
074029	07/10/2015	W/W	OHSVCA	25.00	
074030	07/10/2015	W/R	QUENCH	38.00	07/15/2015
074031	07/10/2015	W/R	RINEHART-WALTERS-DANNER	148.00	07/14/2015
074032	07/10/2015	W/R	TOMMELLEO, ROBERT J	28.18	07/15/2015
074033	07/10/2015	W/R	CASSIDY, ROBIN	25.00	07/24/2015
074034	07/10/2015	W/R	SCHOOL SPECIALTY INC.	885.32	07/16/2015
074035	07/10/2015	W/R	TCF EQUIPMENT FINANCE	9,708.04	07/15/2015
074036	07/10/2015	W/R	OHIO BUREAU OF CRIMINAL IDENT.	280.00	07/16/2015
074037	07/10/2015	W/R	US BANK	189.45	07/21/2015
074038	07/10/2015	W/R	UNITED STATES TREASURY	1,456.00	07/17/2015
074039	07/14/2015	W/R	AIRGAS USA, LLC	57.69	07/22/2015
074040	07/14/2015	W/R	CLEARWATER SYSTEMS	89.70	07/21/2015
074041	07/14/2015	W/R	DOLES, EMILY	550.00	07/20/2015
074042	07/14/2015	W/R	FUN AND FUNCTION LLC	319.73	07/21/2015
074043	07/14/2015	W/R	GERMAN'S BUS SALES & SERVICE	1,964.84	07/22/2015
074044	07/14/2015	W/R	HEALTHCARE BILLING SERVICES	303.88	07/17/2015
074045	07/14/2015	W/W	KELL ACE HARDWARE	9.78	
074046	07/14/2015	W/R	MANSFIELD AUTO PARTS	913.36	07/21/2015
074047	07/14/2015	W/R	MID-OHIO ED. SERVICE CENTER	75.00	07/17/2015
074048	07/14/2015	W/W	OHIO HIGH SCHOOL ATH. ASSOC.	673.23	
074049	07/14/2015	W/R	PEPPLE & WAGGONER, LTD.	174.00	07/17/2015
074050	07/14/2015	W/R	POST MASTER	63.70	07/16/2015
074051	07/20/2015	W/R	AGILE SPORTS TECHNOLOGIES	2,100.00	07/27/2015
074052	07/20/2015	W/R	AMERICAN TIME & SIGNAL	428.18	07/27/2015
074053	07/20/2015	W/R	APPLESEED TRUE VALUE	7.27	07/28/2015
074054	07/20/2015	W/R	BAKER VEHICLE SYSTEMS, INC.	367.22	07/24/2015
074055	07/20/2015	W/R	NEW HAVEN SUPPLY CO.	174.98	07/24/2015
074056	07/20/2015	W/R	COLES ENERGY, INC.	401.21	07/24/2015
074057	07/20/2015	W/R	EVAN-MOOR EDUCATIONAL PUBLISH.	659.78	07/28/2015
074058	07/20/2015	W/R	FITNESS FINDERS, INC.	133.09	07/28/2015
074059	07/20/2015	W/R	FOLLETT SCHOOL SOLUTIONS, INC	1,062.00	07/24/2015
074060	07/20/2015	W/R	G & L SUPPLY CO.	1,742.96	07/24/2015
074061	07/20/2015	W/W	GALION COMMUNITY HOSPITAL	48.00	
074062	07/20/2015	W/R	GRAINGER	1,285.35	07/27/2015
074063	07/20/2015	W/R	J & B ACCOUSTICAL	1,724.74	07/23/2015
074064	07/20/2015	W/W	KELL ACE HARDWARE	56.48	
074065	07/20/2015	W/R	KURTZ BROTHERS	168.75	07/24/2015

Date: 8/04/2015

C H E C K R E G I S T E R
Processing Month: July 2015
LEXINGTON LOCAL SCHOOLS

Page: 2
(CHKREG)

Check#	Check Date	Org Sta	Vendor Paid	Check Amount	Status Date
074066	07/20/2015	W/R	METROPOLITAN EDUCATIONAL	1,009.97	07/30/2015
074067	07/20/2015	W/R	MUSIC IS ELEMENTARY	544.50	07/24/2015
074068	07/20/2015	W/R	ACORN DISTRIBUTORS, INC.	192.19	07/27/2015
074069	07/20/2015	W/R	RENWICK, WELSH & BURTON	593.75	07/29/2015
074070	07/20/2015	W/W	ROCHESTER 100 INC.	402.50	
074071	07/20/2015	W/R	RUMPKE	62.79	07/24/2015
074072	07/20/2015	W/R	SCHMIDT SECURITY	6,125.70	07/27/2015
074073	07/20/2015	W/R	SCHOOL EMPLOYEES RETIREMENT	5,132.49	07/24/2015
074074	07/20/2015	W/R	SCHOOL HEALTH CORP.	711.38	07/27/2015
074075	07/20/2015	W/R	SIESEL DISTRIBUTING, LLC	134.55	07/24/2015
074076	07/20/2015	W/R	STATE TEACHERS RETIREMENT	4,701.32	07/24/2015
074077	07/20/2015	W/R	THE LIBRARY STORE	385.68	07/27/2015
074078	07/20/2015	W/R	TOLEDO P.E. SUPPLY	490.65	07/27/2015
074079	07/20/2015	W/R	TREND FOR KIDS	22.61	07/30/2015
074080	07/20/2015	W/R	TRIUMPH LEARNNG	1,342.66	07/27/2015
074081	07/20/2015	W/R	USI, INC.	301.49	07/28/2015
074082	07/20/2015	W/R	WILSON LANGUAGE TRAINING	3,141.72	07/28/2015
074083	07/20/2015	W/R	WOLFF BROS. SUPPLY, INC.	429.84	07/24/2015
074084	07/20/2015	W/R	ZANER-BLOSER	939.31	07/27/2015
074085	07/21/2015	B/R	GEYER'S MARKET'S, INC.	84.79	07/27/2015
074086	07/22/2015	W/R	SHELDON, AMANDA	580.00	07/28/2015
074087	07/22/2015	W/R	FORD, LINDA (APRIL)	525.00	07/31/2015
074088	07/22/2015	W/R	CBIZ BENEFITS & INSURANCE	2,750.00	07/30/2015
074089	07/22/2015	W/R	CenturyLink	1,264.38	07/30/2015
074090	07/22/2015	W/R	CNC PRESSURE WASHING	1,470.00	07/30/2015
074091	07/22/2015	W/R	MARIKIS, DENNIS	2,100.00	07/28/2015
074092	07/22/2015	W/R	EIFRID, DIANE	171.32	07/28/2015
074093	07/22/2015	W/W	BUTTIL, ELIZABETH	120.00	
074094	07/22/2015	W/R	GARLAND COMPANY	53,685.00	07/27/2015
074095	07/22/2015	W/R	GEYER'S MARKET'S, INC.	78.45	07/27/2015
074096	07/22/2015	W/R	HCC LIFE INSURANCE CO	23,084.18	07/29/2015
074097	07/22/2015	W/R	IRRIGATION SUPPLY OF COLUMBUS	541.95	07/30/2015
074098	07/22/2015	W/R	K B Z ELECTRIC INC.	75.00	07/28/2015
074099	07/22/2015	W/R	PATNODE, KARLEY	190.00	07/30/2015
074100	07/22/2015	W/R	KROGER COMPANY	74.75	07/27/2015
074101	07/22/2015	W/R	MANSFIELD CITY SCHOOLS	1,592.50	07/30/2015
074102	07/22/2015	W/R	HAMMAN, MIKE	1,115.00	07/28/2015
074103	07/22/2015	W/R	NASSP	385.00	07/28/2015
074104	07/22/2015	W/R	OASBO	807.00	07/29/2015
074105	07/22/2015	W/R	OHIO HEALTH CONSORTIUM, INC.	236.00	07/28/2015
074106	07/22/2015	W/R	POST MASTER	819.00	07/27/2015
074107	07/22/2015	W/R	PPG PITTSBURG PAINTS	1,063.95	07/28/2015
074108	07/22/2015	W/R	FREUNDLICH, SARAH	650.00	07/28/2015
074109	07/22/2015	W/R	SCHOOL SPECIALTY INC.	404.43	07/27/2015
074110	07/22/2015	W/R	STAN CUNNINGHAM TRUCK REPAIR	1,087.80	07/29/2015
074111	07/22/2015	W/R	THE CENTER FOR INDIVIDUAL &	172.00	07/29/2015
074112	07/22/2015	W/W	ROSEBERRY, TOMMIE	112.00	
074113	07/22/2015	W/W	TREASURER, STATE OF OHIO	156.50	
074114	07/27/2015	W/R	AMERICAN ELECTRIC POWER	15,549.59	07/31/2015
074115	07/27/2015	W/R	COWLES, CINDY	1,335.60	07/31/2015
074116	07/27/2015	W/R	DELL MARKETING L.P.	121,702.71	07/31/2015
074117	07/27/2015	W/W	DISCOUNT MAGAZINE	150.79	

Date: 8/04/2015

C H E C K R E G I S T E R
Processing Month: July 2015
LEXINGTON LOCAL SCHOOLS

Page: 3
(CHKREG)

Check#	Check Date	Org Sta	Vendor Paid	Check Amount	Status Date
074118	07/27/2015	W/W	ESBER CASH REGISTER	3,108.60	
074119	07/27/2015	W/W	GOPHER SPORTS	139.96	
074120	07/27/2015	W/W	JAGUAR EDUCATIONAL POSTERS	173.26	
074121	07/27/2015	W/W	ITsavvy	1,845.00	
074122	07/27/2015	W/W	JARRETT PUBLISHING CO.	120.73	
074123	07/27/2015	W/W	BERRY, JENNIFER	550.00	
074124	07/27/2015	W/W	JOHN R. GREEN COMPANY	1,323.37	
074125	07/27/2015	W/W	LAKESHORE LEARNING MATERIALS	677.12	
074126	07/27/2015	W/W	MID-OHIO ED. SERVICE CENTER	75.00	
074127	07/27/2015	W/W	OHIO OUTDOOR STRUCTURES	2,290.00	
074128	07/27/2015	W/W	PENNINGTON PUBLISHING	79.98	
074129	07/27/2015	W/W	PRUFROCK PRESS	423.41	
074130	07/27/2015	W/W	REALLY GOOD STUFF	39.95	
074131	07/27/2015	W/W	ROCHESTER 100 INC.	592.25	
074132	07/27/2015	W/W	SCHOLASTIC INC.	5,667.90	
074133	07/27/2015	W/W	SCHOOL SPECIALTY INC.	7,904.67	
074134	07/27/2015	W/W	SIGN GRAPHIX	105.00	
074135	07/27/2015	W/R	TRUCK SALES & SERVICE, INC.	308.11	07/31/2015
074136	07/27/2015	W/W	VERIZON WIRELESS	679.48	
074137	07/27/2015	W/W	WILLIAM H SADLIER, INC.	33.89	
074138	07/27/2015	W/R	WORNER ROOFING COMPANY	755.00	07/30/2015
074139	07/27/2015	W/W	ZANER-BLOSER	465.91	
074140	07/27/2015	W/R	AMERICAN ELECTRIC POWER	395.44	07/31/2015
074141	07/28/2015	W/R	UNITED CONCRETE, INC	10,932.00	07/30/2015
074142	07/29/2015	W/V	BAKER VEHICLE SYSTEMS, INC.	.00	07/31/2015
074143	07/29/2015	W/V	CDW-G	.00	07/31/2015
074144	07/29/2015	W/V	COLUMBUS PRO PERCUSSION, INC.	.00	07/31/2015
074145	07/29/2015	W/V	RHOAD, JANA	.00	07/31/2015
074146	07/29/2015	W/W	MOHICAN ADVENTURES	1,922.00	
074147	07/29/2015	W/W	MOHICAN SCHOOL IN THE OUT	2,610.00	
074148	07/29/2015	W/V	MT BUSINESS TECHNOLOGIES, INC.	.00	07/31/2015
074149	07/29/2015	W/V	NASP, INC	.00	07/31/2015
074150	07/29/2015	W/W	OHIO DREAMS, INC.	1,000.00	
690685	07/03/2015	C/R	LEXINGTON SCHOOLS - PAYROLL	465,976.86	07/31/2015
690687	07/20/2015	C/R	LEXINGTON SCHOOLS - PAYROLL	565,989.22	07/31/2015
690688	07/20/2015	L/L	LEXINGTON SCHOOLS - PAYROLL	565,989.22	
690689	07/15/2015	M/M	LEXINGTON SCHOOLS - PAYROLL	6,403.01	
690690	07/17/2015	M/M	ANTHEM BENEFIT SERVICES	259,291.75	
690691	07/17/2015	M/M	LEXINGTON SCHOOLS - PAYROLL	7,857.19	
690692	07/23/2015	M/M	MEMO-MID OHIO ESC	2,593.16	
690693	07/27/2015	M/M	MEMO-S.E.R.S.	41,852.00	
690694	07/27/2015	M/M	MEMO-S.T.R.S.	103,474.00	
690695	07/30/2015	T/R	LEXINGTON BOARD OF ED.	1,700.00	07/31/2015
690696	07/30/2015	T/R	LEXINGTON BOARD OF ED.	1,200.00	07/31/2015
690697	07/30/2015	T/R	LEXINGTON BOARD OF ED.	200,000.00	07/31/2015

Total Checks Issued \$ 2,571,356.02

TRANS NO	ITEM NO	TRANS DATE	STS	DESCRIPTION OR SOURCE	TI	FUND	RCPT	SPCC	SUBJ	OPU	TRANS AMOUNT
067329	0001	07/10/2015	A	Prop Tax Adv - Richland Genera	03	001	1111	0000	000000	000	1,936,500.00
067329	0002	07/10/2015	A	Prop Tax Adv Richland Emerg	03	001	1111	0000	000000	000	1,077,350.00
RCPT CODE SUB-TOTAL:											3,033,850.00
067328	0012	07/10/2015	A	Open Enrollment Revenue	03	001	1227	0000	000000	000	96.67
067357	0012	07/24/2015	A	Open Enrollment Revenue	03	001	1227	0000	000000	000	96.67
RCPT CODE SUB-TOTAL:											193.34
067376	0001	07/30/2015	A	Richland Bank July Interest	03	001	1410	0000	000000	000	1,291.61
RCPT CODE SUB-TOTAL:											1,291.61
067334	0001	07/09/2015	A	HS School Fees	03	001	1740	0000	000000	100	33.00
067368	0001	07/29/2015	A	Central School Fees	03	001	1740	0000	000000	400	28.00
RCPT CODE SUB-TOTAL:											61.00
067335	0001	07/09/2015	A	Bldg rental income	03	001	1810	0000	000000	000	105.00
067342	0001	07/16/2015	A	Bldg rental income	03	001	1810	0000	000000	000	330.85
RCPT CODE SUB-TOTAL:											435.85
067336	0001	07/09/2015	A	Sale of used books	03	001	1890	0000	000000	000	1,460.00
RCPT CODE SUB-TOTAL:											1,460.00
067328	0001	07/10/2015	A	Opportunity Grant	03	001	3110	0000	000000	000	293,701.48
067328	0002	07/10/2015	A	Targeted Assistance	03	001	3110	0000	000000	000	24,198.20
067328	0003	07/10/2015	A	K-3 Literacy Funding	03	001	3110	0000	000000	000	5,662.96
067328	0005	07/10/2015	A	Limited English Prof Funding	03	001	3110	0000	000000	000	578.87
067328	0006	07/10/2015	A	Gifted Education Funding	03	001	3110	0000	000000	000	5,189.88
067328	0007	07/10/2015	A	Transportation	03	001	3110	0000	000000	000	27,620.58
067328	0008	07/10/2015	A	Special Education Funding	03	001	3110	0000	000000	000	40,108.60
067328	0010	07/10/2015	A	Preschool Special Educ Funding	03	001	3110	0000	000000	000	4,974.03
067328	0011	07/10/2015	A	Special Educ Transportation	03	001	3110	0000	000000	000	2,300.55
067357	0001	07/24/2015	A	Opportunity Grant	03	001	3110	0000	000000	000	293,701.48
067357	0002	07/24/2015	A	Targeted Assistance	03	001	3110	0000	000000	000	24,198.21
067357	0003	07/24/2015	A	K-3 Literacy Funding	03	001	3110	0000	000000	000	5,662.96
067357	0005	07/24/2015	A	Limited English Prof Funding	03	001	3110	0000	000000	000	578.87
067357	0006	07/24/2015	A	Gifted Education Funding	03	001	3110	0000	000000	000	5,189.88
067357	0007	07/24/2015	A	Transportation	03	001	3110	0000	000000	000	27,620.58
067357	0008	07/24/2015	A	Special Education Funding	03	001	3110	0000	000000	000	40,108.61

STATUS (STS) CODES:

A-RECEIPT B-REFUND OF RECEIPT V-VOID REFUND OF RECEIPT X-REDUCTION OF EXPENDITURE
 C-APPROPRIATION OR BUDGET MODIFICATIONS D-EXPENSE/SUPPLIES DISTRIBUTION F-FUND TO FUND TRANSFER

DATE: 08/04/2015
 TIME: 11:58

LEXINGTON LOCAL SCHOOLS
 TRANS. BY FUND/RCPT, ALL FUNDS
 DATES 07/01/2015 THRU 07/31/2015
 SORTED BY TRANSACTION DATE

PAGE: 2
 (RECELD)

TRANS NO	ITEM NO	TRANS DATE	STS	DESCRIPTION OR SOURCE	TI	FUND	RCPT	SPCC	SUBJ	OPU	TRANS AMOUNT
067357	0010	07/24/2015	A	Preschool Special Educ Funding	03	001	3110	0000	000000	000	4,974.03
067357	0011	07/24/2015	A	Special Educ Transportation	03	001	3110	0000	000000	000	2,300.55
067357	0018	07/24/2015	A	JV20 FY2014 Adjustment	03	001	3110	0000	000000	000	3,329.89-
RCPT CODE SUB-TOTAL:											805,340.43
067328	0004	07/10/2015	A	Economic Disadvantaged Funding	03	001	3211	0000	000000	000	1,923.41
067357	0004	07/24/2015	A	Economic Disadvantaged Funding	03	001	3211	0000	000000	000	1,923.41
RCPT CODE SUB-TOTAL:											3,846.82
067328	0009	07/10/2015	A	Career Tech Education Funding	03	001	3219	0000	000000	000	194.80
067357	0009	07/24/2015	A	Career Tech Education Funding	03	001	3219	0000	000000	000	194.80
RCPT CODE SUB-TOTAL:											389.60
067352	0001	07/16/2015	A	MEDICAID Recd -7/16/15	03	001	3300	0000	000000	000	47.42
067372	0001	07/30/2015	A	MEDICAID Recd -7/30/15	03	001	3300	0000	000000	000	1,901.79
RCPT CODE SUB-TOTAL:											1,949.21
640391	0001	07/30/2015	F	Advance Repayment	08	001	5220	0000	000000	000	1,700.00
640392	0001	07/30/2015	F	Advance Repayment	08	001	5220	0000	000000	000	1,200.00
RCPT CODE SUB-TOTAL:											2,900.00
067343	0001	07/17/2015	A	Geyer's - Food Lab Lost Check	03	001	5300	0000	000000	000	84.79
067356	0001	07/21/2015	B	REISSUE LOST CHECK	03	001	5300	0000	000000	000	84.79-
RCPT CODE SUB-TOTAL:											0.00
FUND CODE SUB-TOTAL:											3,851,717.86
067329	0003	07/10/2015	A	Prop Tax Adv Richland Perm Imp	03	003	1111	0000	000000	000	193,650.00
RCPT CODE SUB-TOTAL:											193,650.00
640393	0001	07/30/2015	F	Advance to PI Fund	08	003	5210	0000	000000	000	200,000.00
RCPT CODE SUB-TOTAL:											200,000.00
FUND CODE SUB-TOTAL:											393,650.00

STATUS (STS) CODES:

A-RECEIPT B-REFUND OF RECEIPT V-VOID REFUND OF RECEIPT X-REDUCTION OF EXPENDITURE
 C-APPROPRIATION OR BUDGET MODIFICATIONS D-EXPENSE/SUPPLIES DISTRIBUTION F-FUND TO FUND TRANSFER

DATE: 08/04/2015
 TIME: 11:58

LEXINGTON LOCAL SCHOOLS
 TRANS. BY FUND/RCPT, ALL FUNDS
 DATES 07/01/2015 THRU 07/31/2015
 SORTED BY TRANSACTION DATE

PAGE: 3
 (RECLED)

TRANS NO	ITEM NO	TRANS DATE	STS	DESCRIPTION OR SOURCE	TI	FUND	RCPT	SPCC	SUBJ	OPU	TRANS AMOUNT
067374	0001	07/30/2015	A	HS Lunch - Pay For It	03	006	1512	0000	000000	100	220.00
067374	0002	07/30/2015	A	Central Lunch - Pay For It	03	006	1512	0000	000000	400	20.00
RCPT CODE SUB-TOTAL:											240.00
FUND CODE SUB-TOTAL:											240.00
067376	0003	07/30/2015	A	Richland Bank July Interest	03	007	1410	9800	000000	000	1.83
RCPT CODE SUB-TOTAL:											1.83
FUND CODE SUB-TOTAL:											1.83
067376	0004	07/30/2015	A	Richland Bank July Interest	03	007	1410	9801	000000	000	0.27
RCPT CODE SUB-TOTAL:											0.27
FUND CODE SUB-TOTAL:											0.27
067348	0001	07/15/2015	A	Cuyahoga Vending	03	018	1690	9100	000000	000	20.85
RCPT CODE SUB-TOTAL:											20.85
FUND CODE SUB-TOTAL:											20.85
067368	0002	07/29/2015	A	Central fees Princ Acct	03	018	1630	9400	000000	000	2.00
RCPT CODE SUB-TOTAL:											2.00
FUND CODE SUB-TOTAL:											2.00
067339	0003	07/13/2015	A	PTD Recycling-Central	03	019	1890	9121	000000	000	11.21
RCPT CODE SUB-TOTAL:											11.21
FUND CODE SUB-TOTAL:											11.21
067339	0001	07/13/2015	A	PTD Recycling-Eastern	03	019	1890	9122	000000	000	11.21

STATUS (STS) CODES:

A-RECEIPT B-REFUND OF RECEIPT V-VOID REFUND OF RECEIPT X-REDUCTION OF EXPENDITURE
 C-APPROPRIATION OR BUDGET MODIFICATIONS D-EXPENSE/SUPPLIES DISTRIBUTION F-FUND TO FUND TRANSFER

TRANS NO	ITEM NO	TRANS DATE	STS	DESCRIPTION OR SOURCE	TI	FUND	RCPT	SFCC	SUBJ	OPU	TRANS AMOUNT	
											RCPT CODE SUB-TOTAL:	11.21
											FUND CODE SUB-TOTAL:	11.21
067339	0002	07/13/2015	A	PTO Recycling-Western	03	019	1890	9123	000000	000		11.22
											RCPT CODE SUB-TOTAL:	11.22
											FUND CODE SUB-TOTAL:	11.22
067330	0002	07/13/2015	A	Track Tourn Exp	03	022	1615	9601	000000	000		229.41
067367	0002	07/27/2015	A	Track Tourn Exp	03	022	1615	9601	000000	000		6.72
											RCPT CODE SUB-TOTAL:	236.13
											FUND CODE SUB-TOTAL:	236.13
067376	0002	07/30/2015	A	Richland Bank July Int. 024	03	024	1410	0000	000000	000		74.37
											RCPT CODE SUB-TOTAL:	74.37
067353	0001	07/20/2015	A	Employees' Premiums July	03	024	1872	0000	000000	000		45,420.00
067354	0001	07/20/2015	A	Board's Premiums July	03	024	1872	0000	000000	000		259,291.75
067355	0001	07/20/2015	A	Heck July Ins Premium	03	024	1872	0000	000000	000		1,553.35
067366	0001	07/27/2015	A	Sorrenti July Ins	03	024	1872	0000	000000	000		148.00
											RCPT CODE SUB-TOTAL:	306,413.10
											FUND CODE SUB-TOTAL:	306,487.47
067331	0001	07/01/2015	A	2015/16 Patron Mailing	03	300	1690	9600	000000	000		150.00
067333	0001	07/08/2015	A	2015/16 Patron Mailing	03	300	1690	9600	000000	000		500.00
067330	0001	07/13/2015	A	Track Tourn exp	03	300	1690	9600	000000	000		229.41
067337	0001	07/13/2015	A	2015/16 Patron mailing	03	300	1690	9600	000000	000		40.00
067338	0001	07/13/2015	A	2015 Fall Passes	03	300	1690	9600	000000	000		50.00
067340	0001	07/13/2015	A	2015/16 Patron Mailing	03	300	1690	9600	000000	000		310.00
067347	0001	07/13/2015	A	2015/16 Patron Mailing	03	300	1690	9600	000000	000		135.00
067349	0001	07/15/2015	A	2015/16 Patron Mailing	03	300	1690	9600	000000	000		30.00
067350	0001	07/15/2015	A	2015/16 Advertising Sponsorshi	03	300	1690	9600	000000	000		1,545.00

STATUS (STS) CODES:

A-RECEIPT B-REFUND OF RECEIPT V-VOID REFUND OF RECEIPT X-REDUCTION OF EXPENDITURE
 C-APPROPRIATION OR BUDGET MODIFICATIONS D-EXPENSE/SUPPLIES DISTRIBUTION F-FUND TO FUND TRANSFER

TRANS NO	ITEM NO	TRANS DATE	STS	DESCRIPTION OR SOURCE	TI	FUND	RCPT	SPCC	SUBJ	OPU	TRANS AMOUNT
067351	0001	07/16/2015	A	2015/16 Patron Mailing	03	300	1690	9600	000000	000	10.00
067361	0001	07/24/2015	A	2015/16 Patron Mailing	03	300	1690	9600	000000	000	455.00
067362	0001	07/24/2015	A	2015/16 Program Sponsors	03	300	1690	9600	000000	000	985.00
067363	0001	07/24/2015	A	2015/16 Exclus Ad Sponsor	03	300	1690	9600	000000	000	2,500.00
067364	0001	07/24/2015	A	2015/16 Exclus Ad Sponsor	03	300	1690	9600	000000	000	2,500.00
067367	0001	07/27/2015	A	Track Tourn exp	03	300	1690	9600	000000	000	6.72-
067369	0001	07/29/2015	A	2015/16 Program Ad Sponsor	03	300	1690	9600	000000	000	1,159.00
067370	0001	07/29/2015	A	2015/16 Program Ad Sponsor	03	300	1690	9600	000000	000	1,760.00
067371	0001	07/29/2015	A	2015/16 Patron Mailing	03	300	1690	9600	000000	000	140.00
RCPT CODE SUB-TOTAL:											12,032.87
067332	0001	07/08/2015	A	Boys Westbrook Invite Entry Fee	03	300	1890	9600	000000	706	270.00
067346	0001	07/13/2015	A	2015 Boys Tennis Invite Entry f	03	300	1890	9600	000000	705	125.00
067359	0001	07/24/2015	A	CC Invite Entry Fee	03	300	1890	9600	000000	701	270.00
067360	0001	07/24/2015	A	Boys Golf Invite Entry Fee	03	300	1890	9600	000000	706	270.00
RCPT CODE SUB-TOTAL:											935.00
FUND CODE SUB-TOTAL:											12,967.87
067344	0001	07/17/2015	A	IDEA-B Revenue	03	516	4220	9015	000000	000	30,730.83
RCPT CODE SUB-TOTAL:											30,730.83
FUND CODE SUB-TOTAL:											30,730.83
067345	0001	07/17/2015	A	Title I Revenue	03	572	4220	9015	000000	000	17,000.00
RCPT CODE SUB-TOTAL:											17,000.00
FUND CODE SUB-TOTAL:											17,000.00
067375	0001	07/27/2015	A	Healthy Cuisine for Kids Rev	03	599	4220	9015	000000	000	1,200.00
RCPT CODE SUB-TOTAL:											1,200.00
FUND CODE SUB-TOTAL:											1,200.00
GRAND TOTAL:											4,614,288.75

STATUS (STS) CODES:

A-RECEIPT B-REFUND OF RECEIPT V-VOID REFUND OF RECEIPT X-REDUCTION OF EXPENDITURE
 C-APPROPRIATION OR BUDGET MODIFICATIONS D-EXPENSE/SUPPLIES DISTRIBUTION F-FUND TO FUND TRANSFER

LEXINGTON LOCAL SCHOOLS
 Revenue Account Summary
 SORTED BY FUND-SCC/ACCT

	FYTD Receivable	FYTD Actual Receipts	MTD Actual Receipts	YTD Actual Receipts	FYTD Balance Receivable	FYTD Percent Received
*****TOTAL FOR FUND-SCC 001 0000 (GENERAL FUND):	23,322,655.00	3,851,717.86	3,851,717.86	16,150,698.21	19,470,937.14	16.51
*****TOTAL FOR FUND-SCC 001 9412 (GENERAL BUDGET RESERVE SET-ASIDE-1%/BMC):	0.00	0.00	0.00	0.00	0.00	0.00
*****TOTAL FOR FUND-SCC 001 9800 (FINGERPRINT PAYMENT CLEARING ACCOUNT):	0.00	0.00	0.00	0.00	0.00	0.00
*****TOTAL FOR FUND-SCC 002 0000 (BOND RETIREMENT FUND):	0.00	0.00	0.00	0.00	0.00	0.00
*****TOTAL FOR FUND-SCC 003 0000 (PERMANENT IMPROVEMENT FUND):	702,623.00	393,650.00	393,650.00	779,148.61	308,973.00	56.03
*****TOTAL FOR FUND-SCC 006 0000 (FOOD SERVICE FUND):	742,648.00	240.00	240.00	413,064.67	742,408.00	0.03
*****TOTAL FOR FUND-SCC 007 9003 (FRAN & WARREN RUPP SCHOLARSHIP):	0.00	0.00	0.00	0.00	0.00	0.00
*****TOTAL FOR FUND-SCC 007 9800 (TERRY McCAMMON SCHOLARSHIP FUND):	519.00	1.83	1.83	12.06	517.17	0.35
*****TOTAL FOR FUND-SCC 007 9801 (MINUTEMAN ALUMNI SCHOLARSHIP FUND):	103.00	0.27	0.27	101.75	102.73	0.26
*****TOTAL FOR FUND-SCC 007 9999 (LEXINGTON SCHOOLS TRUST FUND):	0.00	0.00	0.00	0.00	0.00	0.00

*** NOTE!! ONLY ACTIVE ACCOUNTS HAVE BEEN SELECTED, TOTALS MAY EXCLUDE AMOUNTS THAT ARE RELATED TO INACTIVE ACCOUNTS. ***

	FYTD Receivable	FYTD Actual Receipts	MTD Actual Receipts	YTD Actual Receipts	FYTD Balance Receivable	FYTD Percent Received
*****TOTAL FOR FUND-SCC 018 9100 (HIGH SCHOOL PRINCIPAL'S FUND):	14,996.00	20.85	20.85	12,248.34	14,975.15	0.14
*****TOTAL FOR FUND-SCC 018 9200 (JUNIOR HIGH PRINCIPAL'S FUND):	9,154.00	0.00	0.00	1,256.62	9,154.00	0.00
*****TOTAL FOR FUND-SCC 018 9300 (EASTERN PRINCIPAL'S FUND):	4,146.00	0.00	0.00	2,357.61	4,146.00	0.00
*****TOTAL FOR FUND-SCC 018 9301 (EASTERN ELEMENTARY BOOKFAIR/BOXTOPS FUND):	7,035.00	0.00	0.00	7,034.92	7,035.00	0.00
*****TOTAL FOR FUND-SCC 018 9400 (CENTRAL PRINCIPAL'S FUND):	3,114.00	2.00	2.00	1,265.13	3,112.00	0.06
*****TOTAL FOR FUND-SCC 018 9401 (CENTRAL ELEMENTARY BOOKFAIR FUND):	5,659.00	0.00	0.00	1,098.40	5,659.00	0.00
*****TOTAL FOR FUND-SCC 018 9402 (CENTRAL ELEMENTARY ART):	2,164.00	0.00	0.00	2,164.00	2,164.00	0.00
*****TOTAL FOR FUND-SCC 018 9500 (WESTERN PRINCIPAL'S FUND):	6,933.00	0.00	0.00	3,153.12	6,933.00	0.00
*****TOTAL FOR FUND-SCC 018 9501 (WESTERN ELEMENTARY BOOKFAIR/BOXTOPS FUND):	8,220.00	0.00	0.00	3,880.01	8,220.00	0.00
*****TOTAL FOR FUND-SCC 018 9502 (HIGH SCHOOL ACADEMIC BOOSTERS FUND):	0.00	0.00	0.00	0.00	0.00	0.00

*** NOTE!! ONLY ACTIVE ACCOUNTS HAVE BEEN SELECTED, TOTALS MAY EXCLUDE AMOUNTS THAT ARE RELATED TO INACTIVE ACCOUNTS. ***

	FYTD Receivable	FYTD Actual Receipts	MTD Actual Receipts	YTD Actual Receipts	FYTD Balance Receivable	FYTD Percent Received
*****TOTAL FOR FUND-SCC 018 9503 (WESTERN ELEMENTARY ART):	1,542.00	0.00	0.00	1,542.42	1,542.00	0.00
*****TOTAL FOR FUND-SCC 018 9602 (JUNIOR HIGH ACADEMIC BOOSTERS FUND):	0.00	0.00	0.00	0.00	0.00	0.00
*****TOTAL FOR FUND-SCC 018 9901 (JUNIOR HIGH TEACHER ADVISORY FUND):	0.00	0.00	0.00	0.00	0.00	0.00
*****TOTAL FOR FUND-SCC 019 9001 (ACADEMIC BOOSTERS GRANTS):	1,000.00	0.00	0.00	1,000.00	1,000.00	0.00
*****TOTAL FOR FUND-SCC 019 9121 (CENTRAL ELEMENTARY PTO GRANTS):	3,217.00	11.21	11.21	124.26	3,205.79	0.35
*****TOTAL FOR FUND-SCC 019 9122 (EASTERN ELEMENTARY PTO GRANTS):	3,217.00	11.21	11.21	124.24	3,205.79	0.35
*****TOTAL FOR FUND-SCC 019 9123 (WESTERN ELEMENTARY PTO GRANTS):	3,217.00	11.22	11.22	124.28	3,205.78	0.35
*****TOTAL FOR FUND-SCC 019 9200 (RICHLAND COUNTY FOUNDATION GRANT PLAYGROUND):	0.00	0.00	0.00	0.00	0.00	0.00
*****TOTAL FOR FUND-SCC 019 9201 (RICHLAND COUNTY FOUNDATION GRANT CENTRAL PRID):	0.00	0.00	0.00	0.00	0.00	0.00
*****TOTAL FOR FUND-SCC 019 9202 (RICHLAND COUNTY FOUNDATION GRANT-HENSEL FY15):	0.00	0.00	0.00	0.00	0.00	0.00

*** NOTE!! ONLY ACTIVE ACCOUNTS HAVE BEEN SELECTED, TOTALS MAY EXCLUDE AMOUNTS THAT ARE RELATED TO INACTIVE ACCOUNTS. ***

LEXINGTON LOCAL SCHOOLS
 Revenue Account Summary
 SORTED BY FUND-SCC/ACCT

	FYTD Receivable	FYTD Actual Receipts	MTD Actual Receipts	YTD Actual Receipts	FYTD Balance Receivable	FYTD Percent Received
*****TOTAL FOR FUND-SCC 019 9204 (RICHLAND COUNTY FOUNDATION GRANT-PELPHREY 15):	0.00	0.00	0.00	0.00	0.00	0.00
*****TOTAL FOR FUND-SCC 019 9303 (OHIO POWER GRANT (BERRY)):	0.00	0.00	0.00	0.00	0.00	0.00
*****TOTAL FOR FUND-SCC 019 9616 (WALMART TEACHER OF THE YEAR-DANIELLE SAVAGE):	0.00	0.00	0.00	0.00	0.00	0.00
*****TOTAL FOR FUND-SCC 022 9601 (OHSAA TOURNAMENT AGENCY FUND):	46,568.00	236.13	236.13	40,788.11	46,331.87	0.51
*****TOTAL FOR FUND-SCC 024 0000 (EMPLOYEE BENEFITS FUND FOR MEDICAL/DENTAL):	3,421,986.00	306,487.47	306,487.47	2,200,993.93	3,115,498.53	8.96
*****TOTAL FOR FUND-SCC 200 9101 (HIGH SCHOOL ART CLUB):	0.00	0.00	0.00	0.00	0.00	0.00
*****TOTAL FOR FUND-SCC 200 9102 (HIGH SCHOOL DRAMA CLUB):	1,684.00	0.00	0.00	35.00	1,684.00	0.00
*****TOTAL FOR FUND-SCC 200 9103 (HIGH SCHOOL MATH CLUB):	0.00	0.00	0.00	0.00	0.00	0.00
*****TOTAL FOR FUND-SCC 200 9104 (HIGH SCHOOL LEADERSHIP COUNCIL):	400.00	0.00	0.00	400.00	400.00	0.00
*****TOTAL FOR FUND-SCC 200 9105 (HIGH SCHOOL FRENCH CLUB):	0.00	0.00	0.00	0.00	0.00	0.00

*** NOTE!! ONLY ACTIVE ACCOUNTS HAVE BEEN SELECTED, TOTALS MAY EXCLUDE AMOUNTS THAT ARE RELATED TO INACTIVE ACCOUNTS. ***

	FYTD Receivable	FYTD Actual Receipts	MTD Actual Receipts	YTD Actual Receipts	FYTD Balance Receivable	FYTD Percent Received
*****TOTAL FOR FUND-SCC 200 9107 (HIGH SCHOOL SPANISH CLUB):	665.00	0.00	0.00	280.00	665.00	0.00
*****TOTAL FOR FUND-SCC 200 9108 (HIGH SCHOOL LEO CLUB):	2,918.00	0.00	0.00	769.77	2,918.00	0.00
*****TOTAL FOR FUND-SCC 200 9114 (HIGH SCHOOL STUDENT COUNCIL FUND):	660.00	0.00	0.00	290.00	660.00	0.00
*****TOTAL FOR FUND-SCC 200 9115 (HIGH SCHOOL KEY CLUB):	915.00	0.00	0.00	574.94	915.00	0.00
*****TOTAL FOR FUND-SCC 200 9116 (HIGH SCHOOL CHESS CLUB):	205.00	0.00	0.00	0.00	205.00	0.00
*****TOTAL FOR FUND-SCC 200 9119 (HIGH SCHOOL YEARBOOK FUND):	14,485.00	0.00	0.00	2,980.00	14,485.00	0.00
*****TOTAL FOR FUND-SCC 200 9120 (HIGH SCHOOL JOURNALISM FUND):	0.00	0.00	0.00	0.00	0.00	0.00
*****TOTAL FOR FUND-SCC 200 9121 (HIGH SCHOOL NATIONAL HONOR SOCIETY):	900.00	0.00	0.00	200.00	900.00	0.00
*****TOTAL FOR FUND-SCC 200 9160 (HIGH SCHOOL GERMAN CLUB):	0.00	0.00	0.00	0.00	0.00	0.00
*****TOTAL FOR FUND-SCC 200 9201 (JUNIOR HIGH ART CLUB):	135.00	0.00	0.00	50.00	135.00	0.00

*** NOTE!! ONLY ACTIVE ACCOUNTS HAVE BEEN SELECTED, TOTALS MAY EXCLUDE AMOUNTS THAT ARE RELATED TO INACTIVE ACCOUNTS. ***

	FYTD Receivable	FYTD Actual Receipts	MTD Actual Receipts	YTD Actual Receipts	FYTD Balance Receivable	FYTD Percent Received
*****TOTAL FOR FUND-SCC 200 9204 (JUNIOR HIGH STUDENT COUNCIL FUND):	1,415.00	0.00	0.00	1,138.31	1,415.00	0.00
*****TOTAL FOR FUND-SCC 200 9205 (JUNIOR HIGH LIBRARY CLUB):	0.00	0.00	0.00	0.00	0.00	0.00
*****TOTAL FOR FUND-SCC 200 9301 (EASTERN ELEMENTARY STUDENT ACTIVITY FUND):	1,235.00	0.00	0.00	1,235.46	1,235.00	0.00
*****TOTAL FOR FUND-SCC 200 9401 (CENTRAL ELEMENTARY STUDENT ACTIVITY FUND):	0.00	0.00	0.00	0.00	0.00	0.00
*****TOTAL FOR FUND-SCC 200 9611 (HIGH SCHOOL INFORMED TEENS FUND):	418.00	0.00	0.00	0.00	418.00	0.00
*****TOTAL FOR FUND-SCC 200 9612 (JUNIOR HIGH INFORMED TEENS FUND):	0.00	0.00	0.00	0.00	0.00	0.00
*****TOTAL FOR FUND-SCC 300 9015 (NETWORK CONNECTIVITY FY9015):	0.00	0.00	0.00	0.00	0.00	0.00
*****TOTAL FOR FUND-SCC 300 9106 (HIGH SCHOOL INTRAMURALS):	0.00	0.00	0.00	0.00	0.00	0.00
*****TOTAL FOR FUND-SCC 300 9115 (JAZZ BAND):	920.00	0.00	0.00	920.00	920.00	0.00
*****TOTAL FOR FUND-SCC 300 9116 (CHOIR):	1,500.00	0.00	0.00	120.00	1,500.00	0.00

*** NOTE!! ONLY ACTIVE ACCOUNTS HAVE BEEN SELECTED, TOTALS MAY EXCLUDE AMOUNTS THAT ARE RELATED TO INACTIVE ACCOUNTS. ***

	FYTD Receivable	FYTD Actual Receipts	MTD Actual Receipts	YTD Actual Receipts	FYTD Balance Receivable	FYTD Percent Received
*****TOTAL FOR FUND-SCC 300 9206 (JUNIOR HIGH PHYS ED DEPARTMENT FUND):	2,463.00	0.00	0.00	1,514.00	2,463.00	0.00
*****TOTAL FOR FUND-SCC 300 9210 (JR HIGH INSTRUMENTAL):	0.00	0.00	0.00	0.00	0.00	0.00
*****TOTAL FOR FUND-SCC 300 9600 (ATHLETIC FUND):	200,000.00	12,967.87	12,967.87	66,579.45	187,032.13	6.48
*****TOTAL FOR FUND-SCC 300 9601 (ATHLETIC TOURNAMENT FUND):	0.00	0.00	0.00	0.00	0.00	0.00
*****TOTAL FOR FUND-SCC 300 9602 (ORCHESTRA):	0.00	0.00	0.00	0.00	0.00	0.00
*****TOTAL FOR FUND-SCC 300 9603 (ELEMENTARY MUSIC):	194.00	0.00	0.00	194.21	194.00	0.00
*****TOTAL FOR FUND-SCC 300 9605 (BAND):	0.00	0.00	0.00	0.00	0.00	0.00
*****TOTAL FOR FUND-SCC 451 9013 (NETWORK CONNECTIVITY - FY 2013):	0.00	0.00	0.00	0.00	0.00	0.00
*****TOTAL FOR FUND-SCC 451 9015 (Network Connectivity FY 2015):	0.00	0.00	0.00	4,500.00	0.00	0.00
*****TOTAL FOR FUND-SCC 451 9016 (Network Connectivity FY 2016):	9,000.00	0.00	0.00	0.00	9,000.00	0.00

*** NOTE!! ONLY ACTIVE ACCOUNTS HAVE BEEN SELECTED, TOTALS MAY EXCLUDE AMOUNTS THAT ARE RELATED TO INACTIVE ACCOUNTS. ***

	FYTD Receivable	FYTD Actual Receipts	MTD Actual Receipts	YTD Actual Receipts	FYTD Balance Receivable	FYTD Percent Received
*****TOTAL FOR FUND-SCC 506 9012 (RACE TO THE TOP GRANT FY12):	0.00	0.00	0.00	0.00	0.00	0.00
*****TOTAL FOR FUND-SCC 506 9013 (RACE TO THE TOP GRANT FY13):	0.00	0.00	0.00	0.00	0.00	0.00
*****TOTAL FOR FUND-SCC 506 9014 (RACE TO THE TOP GRANT FY14):	0.00	0.00	0.00	0.00	0.00	0.00
*****TOTAL FOR FUND-SCC 506 9015 (RACE TO THE TOP GRANT FY15):	0.00	0.00	0.00	2,930.81	0.00	0.00
*****TOTAL FOR FUND-SCC 506 9913 (OHIO RESIDENT EDUCATOR PROGRAM):	0.00	0.00	0.00	0.00	0.00	0.00
*****TOTAL FOR FUND-SCC 506 9914 (OHIO RESIDENT EDUCATOR PROGRAM):	0.00	0.00	0.00	0.00	0.00	0.00
*****TOTAL FOR FUND-SCC 516 9013 (IDEA-B SPECIAL EDUCATION FY13):	0.00	0.00	0.00	0.00	0.00	0.00
*****TOTAL FOR FUND-SCC 516 9014 (IDEA-B SPECIAL EDUCATION FY14):	0.00	0.00	0.00	0.00	0.00	0.00
*****TOTAL FOR FUND-SCC 516 9015 (IDEA-B SPECIAL EDUCATION FY15):	92,058.76	30,730.83	30,730.83	297,096.66	61,327.93	33.38
*****TOTAL FOR FUND-SCC 516 9016 (IDEA-B SPECIAL EDUCATION FY16):	408,082.85	0.00	0.00	0.00	408,082.85	0.00

*** NOTE!! ONLY ACTIVE ACCOUNTS HAVE BEEN SELECTED, TOTALS MAY EXCLUDE AMOUNTS THAT ARE RELATED TO INACTIVE ACCOUNTS. ***

LEXINGTON LOCAL SCHOOLS
 Revenue Account Summary
 SORTED BY FUND-SCC/ACCT

	FYTD Receivable	FYTD Actual Receipts	MTD Actual Receipts	YTD Actual Receipts	FYTD Balance Receivable	FYTD Percent Received
*****TOTAL FOR FUND-SCC 551 9013 (TITLE III LEP FY13):	0.00	0.00	0.00	0.00	0.00	0.00
*****TOTAL FOR FUND-SCC 572 9013 (TITLE I TARGETED ASSISTANCE FY13):	0.00	0.00	0.00	0.00	0.00	0.00
*****TOTAL FOR FUND-SCC 572 9014 (TITLE I FY14):	0.00	0.00	0.00	0.00	0.00	0.00
*****TOTAL FOR FUND-SCC 572 9015 (TITLE I FY15):	146,573.83	17,000.00	17,000.00	159,845.92	129,573.83	11.60
*****TOTAL FOR FUND-SCC 572 9016 (TITLE I FY16):	286,097.00	0.00	0.00	0.00	286,097.00	0.00
*****TOTAL FOR FUND-SCC 587 9015 (EARLY CHILDHOOD SPECIAL EDUCATION IDEA FY15):	0.00	0.00	0.00	1,590.27	0.00	0.00
*****TOTAL FOR FUND-SCC 587 9016 (EARLY CHILDHOOD SPECIAL EDUCATION IDEA FY16):	2,459.81	0.00	0.00	0.00	2,459.81	0.00
*****TOTAL FOR FUND-SCC 590 9013 (TITLE II-A IMPROVING TEACHER QUALITY FY13):	0.00	0.00	0.00	0.00	0.00	0.00
*****TOTAL FOR FUND-SCC 590 9014 (TITLE II-A IMPROVING TEACHER QUALITY FY14):	0.00	0.00	0.00	0.00	0.00	0.00
*****TOTAL FOR FUND-SCC 590 9015 (TITLE II-A IMPROVING TEACHER QUALITY FY15):	0.00	0.00	0.00	24,049.04	0.00	0.00

*** NOTE!! ONLY ACTIVE ACCOUNTS HAVE BEEN SELECTED, TOTALS MAY EXCLUDE AMOUNTS THAT ARE RELATED TO INACTIVE ACCOUNTS. ***

	FYTD Receivable	FYTD Actual Receipts	MTD Actual Receipts	YTD Actual Receipts	FYTD Balance Receivable	FYTD Percent Received
*****TOTAL FOR FUND-SCC 590 9016 (TITLE II-A IMPROVING TEACHER QUALITY FY16):	41,898.21	0.00	0.00	0.00	41,898.21	0.00
*****TOTAL FOR FUND-SCC 599 9013 (NATIONAL SCHOOL LUNCH EXPANSION GRANT FY13):	0.00	0.00	0.00	0.00	0.00	0.00
*****TOTAL FOR FUND-SCC 599 9015 (CHILD NUTRITION - TEAM NUTRITION GRANT):	1,200.00	1,200.00	1,200.00	2,400.00	0.00	100.00
*****GRAND TOTALS:	29,529,198.46	4,614,288.75	4,614,288.75	20,191,874.53	24,914,909.71	15.63

*** NOTE!! ONLY ACTIVE ACCOUNTS HAVE BEEN SELECTED, TOTALS MAY EXCLUDE AMOUNTS THAT ARE RELATED TO INACTIVE ACCOUNTS. ***

LEXINGTON LOCAL SCHOOLS
 Appropriation Account Summary
 SORTED BY FUND-SCC

FYTD Appropriated	Prior FY Carryover Encumbrances	FYTD Expendable	FYTD Actual Expenditures	MTD Actual Expenditures	Current + Future Encumbrances	FYTD Remaining Balance	FYTD Percent Exp/Enc
*****TOTAL FOR FUND-SCC 001 0000 (GENERAL FUND):							
10,295,577.00	111,294.13	10,406,871.13	1,793,058.14	1,793,058.14	1,700,200.04	6,913,612.95	33.57
*****TOTAL FOR FUND-SCC 001 9412 (GENERAL BUDGET RESERVE SET-ASIDE-1%/BMC):							
0.00	0.00	0.00	0.00	0.00	0.00	0.00	0.00
*****TOTAL FOR FUND-SCC 001 9800 (FINGERPRINT PAYMENT CLEARING ACCOUNT):							
0.00	0.00	0.00	0.00	0.00	0.00	0.00	0.00
*****TOTAL FOR FUND-SCC 002 0000 (BOND RETIREMENT FUND):							
0.00	0.00	0.00	0.00	0.00	0.00	0.00	0.00
*****TOTAL FOR FUND-SCC 003 0000 (PERMANENT IMPROVEMENT FUND):							
381,720.00	130.00	381,850.00	206,998.24	206,998.24	554,409.68	379,557.92-	199.40
*****TOTAL FOR FUND-SCC 006 0000 (FOOD SERVICE FUND):							
369,886.00	0.00	369,886.00	42,546.96	42,546.96	237,476.81	89,862.23	75.71
*****TOTAL FOR FUND-SCC 007 9003 (FRAN & WARREN RUPP SCHOLARSHIP):							
0.00	0.00	0.00	0.00	0.00	0.00	0.00	0.00
*****TOTAL FOR FUND-SCC 007 9800 (TERRY McCAMMON SCHOLARSHIP FUND):							
250.00	0.00	250.00	0.00	0.00	0.00	250.00	0.00
*****TOTAL FOR FUND-SCC 007 9801 (MINUTEMAN ALUMNI SCHOLARSHIP FUND):							
0.00	0.00	0.00	0.00	0.00	0.00	0.00	0.00
*****TOTAL FOR FUND-SCC 007 9999 (LEXINGTON SCHOOLS TRUST FUND):							
0.00	0.00	0.00	0.00	0.00	0.00	0.00	0.00

*** NOTE!! ONLY ACTIVE ACCOUNTS HAVE BEEN SELECTED, TOTALS MAY EXCLUDE AMOUNTS THAT ARE RELATED TO INACTIVE ACCOUNTS. ***

LEXINGTON LOCAL SCHOOLS
 Appropriation Account Summary
 SORTED BY FUND-SCC

FYTD Appropriated	Prior FY Carryover Encumbrances	FYTD Expendable	FYTD Actual Expenditures	MTD Actual Expenditures	Current + Future Encumbrances	FYTD Remaining Balance	FYTD Percent Exp/Enc
*****TOTAL FOR FUND-SCC 018 9100 (HIGH SCHOOL PRINCIPAL'S FUND):							
7,637.00	0.00	7,637.00	0.00	0.00	325.00	7,312.00	4.26
*****TOTAL FOR FUND-SCC 018 9200 (JUNIOR HIGH PRINCIPAL'S FUND):							
4,310.00	280.00	4,590.00	0.00	0.00	7,748.00	3,158.00-	168.80
*****TOTAL FOR FUND-SCC 018 9300 (EASTERN PRINCIPAL'S FUND):							
3,373.00	441.70	3,814.70	0.00	0.00	741.70	3,073.00	19.44
*****TOTAL FOR FUND-SCC 018 9301 (EASTERN ELEMENTARY BOOKFAIR/BOXTOPS FUND):							
2,227.00	0.00	2,227.00	0.00	0.00	4,000.00	1,773.00-	179.61
*****TOTAL FOR FUND-SCC 018 9400 (CENTRAL PRINCIPAL'S FUND):							
857.00	140.00	997.00	0.00	0.00	240.00	757.00	24.07
*****TOTAL FOR FUND-SCC 018 9401 (CENTRAL ELEMENTARY BOOKFAIR FUND):							
1,751.00	0.00	1,751.00	0.00	0.00	0.00	1,751.00	0.00
*****TOTAL FOR FUND-SCC 018 9402 (CENTRAL ELEMENTARY ART):							
713.00	0.00	713.00	0.00	0.00	0.00	713.00	0.00
*****TOTAL FOR FUND-SCC 018 9500 (WESTERN PRINCIPAL'S FUND):							
3,459.00	0.00	3,459.00	74.75	74.75	0.00	3,384.25	2.16
*****TOTAL FOR FUND-SCC 018 9501 (WESTERN ELEMENTARY BOOKFAIR/BOXTOPS FUND):							
4,213.00	0.00	4,213.00	0.00	0.00	0.00	4,213.00	0.00
*****TOTAL FOR FUND-SCC 018 9502 (HIGH SCHOOL ACADEMIC BOOSTERS FUND):							
0.00	0.00	0.00	0.00	0.00	3,055.00	3,055.00-	0.00

*** NOTE!! ONLY ACTIVE ACCOUNTS HAVE BEEN SELECTED, TOTALS MAY EXCLUDE AMOUNTS THAT ARE RELATED TO INACTIVE ACCOUNTS. ***

LEXINGTON LOCAL SCHOOLS
 Appropriation Account Summary
 SORTED BY FUND-SCC

FYTD Appropriated	Prior FY Carryover Encumbrances	FYTD Expendable	FYTD Actual Expenditures	MTD Actual Expenditures	Current + Future Encumbrances	FYTD Remaining Balance	FYTD Percent Exp/Enc
*****TOTAL FOR FUND-SCC 018 9503 (WESTERN ELEMENTARY ART):							
570.00	0.00	570.00	0.00	0.00	0.00	570.00	0.00
*****TOTAL FOR FUND-SCC 018 9602 (JUNIOR HIGH ACADEMIC BOOSTERS FUND):							
0.00	0.00	0.00	0.00	0.00	0.00	0.00	0.00
*****TOTAL FOR FUND-SCC 018 9901 (JUNIOR HIGH TEACHER ADVISORY FUND):							
0.00	0.00	0.00	0.00	0.00	0.00	0.00	0.00
*****TOTAL FOR FUND-SCC 019 9001 (ACADEMIC BOOSTERS GRANTS):							
1,236.00	0.00	1,236.00	0.00	0.00	0.00	1,236.00	0.00
*****TOTAL FOR FUND-SCC 019 9121 (CENTRAL ELEMENTARY PTO GRANTS):							
1,067.00	122.90	1,189.90	301.49	301.49	122.90	765.51	35.67
*****TOTAL FOR FUND-SCC 019 9122 (EASTERN ELEMENTARY PTO GRANTS):							
1,027.00	416.00	1,443.00	0.00	0.00	416.00	1,027.00	28.83
*****TOTAL FOR FUND-SCC 019 9123 (WESTERN ELEMENTARY PTO GRANTS):							
2,324.00	0.00	2,324.00	0.00	0.00	2,127.33	196.67	91.54
*****TOTAL FOR FUND-SCC 019 9200 (RICHLAND COUNTY FOUNDATION GRANT PLAYGROUND):							
0.00	0.00	0.00	0.00	0.00	0.00	0.00	0.00
*****TOTAL FOR FUND-SCC 019 9201 (RICHLAND COUNTY FOUNDATION GRANT CENTRAL FRID):							
0.00	0.00	0.00	0.00	0.00	0.00	0.00	0.00
*****TOTAL FOR FUND-SCC 019 9202 (RICHLAND COUNTY FOUNDATION GRANT-HENSEL FY15):							
0.00	0.00	0.00	0.00	0.00	0.00	0.00	0.00

*** NOTE!! ONLY ACTIVE ACCOUNTS HAVE BEEN SELECTED, TOTALS MAY EXCLUDE AMOUNTS THAT ARE RELATED TO INACTIVE ACCOUNTS. ***

LEXINGTON LOCAL SCHOOLS
 Appropriation Account Summary
 SORTED BY FUND-SCC

FYTD Appropriated	Prior FY Carryover Encumbrances	FYTD Expendable	FYTD Actual Expenditures	MTD Actual Expenditures	Current + Future Encumbrances	FYTD Remaining Balance	FYTD Percent Exp/Enc
*****TOTAL FOR FUND-SCC 019 9204 (RICHLAND COUNTY FOUNDATION GRANT-PELPHREY 15):							
0.00	0.00	0.00	0.00	0.00	0.00	0.00	0.00
*****TOTAL FOR FUND-SCC 019 9303 (OHIO POWER GRANT (BERRY)):							
0.00	0.00	0.00	0.00	0.00	0.00	0.00	0.00
*****TOTAL FOR FUND-SCC 019 9616 (WALMART TEACHER OF THE YEAR-DANIELLE SAVAGE):							
0.00	0.00	0.00	0.00	0.00	0.00	0.00	0.00
*****TOTAL FOR FUND-SCC 022 9601 (OHSAW TOURNAMENT AGENCY FUND):							
23,110.00	12,721.75	35,831.75	728.65	728.65	0.00	35,103.10	2.03
*****TOTAL FOR FUND-SCC 024 0000 (EMPLOYEE BENEFITS FUND FOR MEDICAL/DENTAL):							
2,000,846.00	0.00	2,000,846.00	282,139.47	282,139.47	295,165.82	1,423,540.71	28.85
*****TOTAL FOR FUND-SCC 200 9101 (HIGH SCHOOL ART CLUB):							
0.00	0.00	0.00	0.00	0.00	0.00	0.00	0.00
*****TOTAL FOR FUND-SCC 200 9102 (HIGH SCHOOL DRAMA CLUB):							
4,086.00	0.00	4,086.00	0.00	0.00	0.00	4,086.00	0.00
*****TOTAL FOR FUND-SCC 200 9103 (HIGH SCHOOL MATH CLUB):							
0.00	0.00	0.00	0.00	0.00	0.00	0.00	0.00
*****TOTAL FOR FUND-SCC 200 9104 (HIGH SCHOOL LEADERSHIP COUNCIL):							
273.00	0.00	273.00	0.00	0.00	345.79	72.79-	126.66
*****TOTAL FOR FUND-SCC 200 9105 (HIGH SCHOOL FRENCH CLUB):							
0.00	0.00	0.00	0.00	0.00	0.00	0.00	0.00

*** NOTE!! ONLY ACTIVE ACCOUNTS HAVE BEEN SELECTED, TOTALS MAY EXCLUDE AMOUNTS THAT ARE RELATED TO INACTIVE ACCOUNTS. ***

LEXINGTON LOCAL SCHOOLS
 Appropriation Account Summary
 SORTED BY FUND-SCC

FYTD Appropriated	Prior FY Carryover Encumbrances	FYTD Expendable	FYTD Actual Expenditures	MTD Actual Expenditures	Current + Future Encumbrances	FYTD Remaining Balance	FYTD Percent Exp/Enc
*****TOTAL FOR FUND-SCC 200 9107 (HIGH SCHOOL SPANISH CLUB):							
229.00	0.00	229.00	0.00	0.00	0.00	229.00	0.00
*****TOTAL FOR FUND-SCC 200 9108 (HIGH SCHOOL LEO CLUB):							
516.00	100.00	616.00	0.00	0.00	460.00	156.00	74.68
*****TOTAL FOR FUND-SCC 200 9114 (HIGH SCHOOL STUDENT COUNCIL FUND):							
75.00	0.00	75.00	0.00	0.00	500.00	425.00	666.67
*****TOTAL FOR FUND-SCC 200 9115 (HIGH SCHOOL KEY CLUB):							
399.00	0.00	399.00	0.00	0.00	0.00	399.00	0.00
*****TOTAL FOR FUND-SCC 200 9116 (HIGH SCHOOL CHESS CLUB):							
0.00	125.00	125.00	25.00	25.00	100.00	0.00	100.00
*****TOTAL FOR FUND-SCC 200 9119 (HIGH SCHOOL YEARBOOK FUND):							
5,130.00	7,620.14	12,750.14	75.00	75.00	7,545.14	5,130.00	59.77
*****TOTAL FOR FUND-SCC 200 9120 (HIGH SCHOOL JOURNALISM FUND):							
0.00	0.00	0.00	0.00	0.00	0.00	0.00	0.00
*****TOTAL FOR FUND-SCC 200 9121 (HIGH SCHOOL NATIONAL HONOR SOCIETY):							
703.00	321.75	1,024.75	385.00	385.00	881.75	242.00	123.62
*****TOTAL FOR FUND-SCC 200 9160 (HIGH SCHOOL GERMAN CLUB):							
5.00	0.00	5.00	0.00	0.00	0.00	5.00	0.00
*****TOTAL FOR FUND-SCC 200 9201 (JUNIOR HIGH ART CLUB):							
11.00	0.00	11.00	0.00	0.00	0.00	11.00	0.00

*** NOTE!! ONLY ACTIVE ACCOUNTS HAVE BEEN SELECTED, TOTALS MAY EXCLUDE AMOUNTS THAT ARE RELATED TO INACTIVE ACCOUNTS. ***

LEXINGTON LOCAL SCHOOLS
 Appropriation Account Summary
 SORTED BY FUND-SCC

FYTD Appropriated	Prior FY Carryover Encumbrances	FYTD Expendable	FYTD Actual Expenditures	MTD Actual Expenditures	Current + Future Encumbrances	FYTD Remaining Balance	FYTD Percent Exp/Enc
*****TOTAL FOR FUND-SCC 200 9204 (JUNIOR HIGH STUDENT COUNCIL FUND):							
805.00	0.00	805.00	0.00	0.00	200.00	605.00	24.84
*****TOTAL FOR FUND-SCC 200 9205 (JUNIOR HIGH LIBRARY CLUB):							
0.00	0.00	0.00	0.00	0.00	0.00	0.00	0.00
*****TOTAL FOR FUND-SCC 200 9301 (EASTERN ELEMENTARY STUDENT ACTIVITY FUND):							
435.00	0.00	435.00	0.00	0.00	500.00	65.00	114.94
*****TOTAL FOR FUND-SCC 200 9401 (CENTRAL ELEMENTARY STUDENT ACTIVITY FUND):							
0.00	0.00	0.00	0.00	0.00	0.00	0.00	0.00
*****TOTAL FOR FUND-SCC 200 9611 (HIGH SCHOOL INFORMED TEENS FUND):							
50.00	0.00	50.00	0.00	0.00	0.00	50.00	0.00
*****TOTAL FOR FUND-SCC 200 9612 (JUNIOR HIGH INFORMED TEENS FUND):							
48.62	0.00	48.62	0.00	0.00	0.00	48.62	0.00
*****TOTAL FOR FUND-SCC 300 9106 (HIGH SCHOOL INTRAMURALS):							
0.00	0.00	0.00	0.00	0.00	0.00	0.00	0.00
*****TOTAL FOR FUND-SCC 300 9115 (JAZZ BAND):							
411.00	0.00	411.00	0.00	0.00	0.00	411.00	0.00
*****TOTAL FOR FUND-SCC 300 9116 (CHOIR):							
477.00	0.00	477.00	0.00	0.00	0.00	477.00	0.00
*****TOTAL FOR FUND-SCC 300 9206 (JUNIOR HIGH PHYS ED DEPARTMENT FUND):							
703.00	0.00	703.00	0.00	0.00	2,229.35	1,526.35	317.12

*** NOTE!! ONLY ACTIVE ACCOUNTS HAVE BEEN SELECTED, TOTALS MAY EXCLUDE AMOUNTS THAT ARE RELATED TO INACTIVE ACCOUNTS. ***

LEXINGTON LOCAL SCHOOLS
 Appropriation Account Summary
 SORTED BY FUND-SCC

FYTD Appropriated	Prior FY Carryover Encumbrances	FYTD Expendable	FYTD Actual Expenditures	MTD Actual Expenditures	Current + Future Encumbrances	FYTD Remaining Balance	FYTD Percent Exp/Enc
*****TOTAL FOR FUND-SCC 300 9210 (JR HIGH INSTRUMENTAL):							
0.00	0.00	0.00	0.00	0.00	0.00	0.00	0.00
*****TOTAL FOR FUND-SCC 300 9600 (ATHLETIC FUND):							
104,233.00	0.00	104,233.00	7,744.42	7,744.42	8,520.68	87,967.90	15.60
*****TOTAL FOR FUND-SCC 300 9601 (ATHLETIC TOURNAMENT FUND):							
0.00	0.00	0.00	0.00	0.00	0.00	0.00	0.00
*****TOTAL FOR FUND-SCC 300 9602 (ORCHESTRA):							
0.00	0.00	0.00	0.00	0.00	0.00	0.00	0.00
*****TOTAL FOR FUND-SCC 300 9603 (ELEMENTARY MUSIC):							
0.00	0.00	0.00	0.00	0.00	0.00	0.00	0.00
*****TOTAL FOR FUND-SCC 300 9605 (BAND):							
0.00	0.00	0.00	0.00	0.00	0.00	0.00	0.00
*****TOTAL FOR FUND-SCC 451 9013 (NETWORK CONNECTIVITY - FY 2013):							
0.00	0.00	0.00	0.00	0.00	0.00	0.00	0.00
*****TOTAL FOR FUND-SCC 451 9015 (Network Connectivity FY 2015):							
4,500.00	0.00	4,500.00	0.00	0.00	0.00	4,500.00	0.00
*****TOTAL FOR FUND-SCC 499 9101 (STATE GRANT 2001 READING IMPROV.INCENT-CENTRA):							
634.91	0.00	634.91	0.00	0.00	0.00	634.91	0.00
*****TOTAL FOR FUND-SCC 506 9012 (RACE TO THE TOP GRANT FY12):							
0.00	0.00	0.00	0.00	0.00	0.00	0.00	0.00

*** NOTE!! ONLY ACTIVE ACCOUNTS HAVE BEEN SELECTED, TOTALS MAY EXCLUDE AMOUNTS THAT ARE RELATED TO INACTIVE ACCOUNTS. ***

LEXINGTON LOCAL SCHOOLS
 Appropriation Account Summary
 SORTED BY FUND-SCC

FYTD Appropriated	Prior FY Carryover Encumbrances	FYTD Expendable	FYTD Actual Expenditures	MTD Actual Expenditures	Current + Future Encumbrances	FYTD Remaining Balance	FYTD Percent Exp/Enc
*****TOTAL FOR FUND-SCC 506 9013 (RACE TO THE TOP GRANT FY13):							
0.00	0.00	0.00	0.00	0.00	0.00	0.00	0.00
*****TOTAL FOR FUND-SCC 506 9014 (RACE TO THE TOP GRANT FY14):							
0.00	0.00	0.00	0.00	0.00	0.00	0.00	0.00
*****TOTAL FOR FUND-SCC 506 9015 (RACE TO THE TOP GRANT FY15):							
0.00	0.00	0.00	0.00	0.00	0.00	0.00	0.00
*****TOTAL FOR FUND-SCC 506 9913 (OHIO RESIDENT EDUCATOR PROGRAM):							
0.00	0.00	0.00	0.00	0.00	0.00	0.00	0.00
*****TOTAL FOR FUND-SCC 506 9914 (OHIO RESIDENT EDUCATOR PROGRAM):							
0.00	0.00	0.00	0.00	0.00	0.00	0.00	0.00
*****TOTAL FOR FUND-SCC 516 9013 (IDEA-B SPECIAL EDUCATION FY13):							
0.00	0.00	0.00	0.00	0.00	0.00	0.00	0.00
*****TOTAL FOR FUND-SCC 516 9014 (IDEA-B SPECIAL EDUCATION FY14):							
13,044.00	0.00	13,044.00	0.00	0.00	0.00	13,044.00	0.00
*****TOTAL FOR FUND-SCC 516 9015 (IDEA-B SPECIAL EDUCATION FY15):							
229,657.00	0.00	229,657.00	19,805.39	19,805.39	0.00	209,851.61	8.62
*****TOTAL FOR FUND-SCC 516 9016 (IDEA-B SPECIAL EDUCATION FY16):							
0.00	0.00	0.00	1,335.60	1,335.60	81,858.05	83,193.65-	0.00
*****TOTAL FOR FUND-SCC 551 9013 (TITLE III LEP FY13):							
0.00	0.00	0.00	0.00	0.00	0.00	0.00	0.00

*** NOTE!! ONLY ACTIVE ACCOUNTS HAVE BEEN SELECTED, TOTALS MAY EXCLUDE AMOUNTS THAT ARE RELATED TO INACTIVE ACCOUNTS. ***

LEXINGTON LOCAL SCHOOLS
 Appropriation Account Summary
 SORTED BY FUND-SCC

FYTD Appropriated	Prior FY Carryover Encumbrances	FYTD Expendable	FYTD Actual Expenditures	MTD Actual Expenditures	Current + Future Encumbrances	FYTD Remaining Balance	FYTD Percent Exp/Enc
*****TOTAL FOR FUND-SCC 572 9013 (TITLE I TARGETED ASSISTANCE FY13):							
0.00	0.00	0.00	0.00	0.00	0.00	0.00	0.00
*****TOTAL FOR FUND-SCC 572 9014 (TITLE I FY14):							
14,305.00	0.00	14,305.00	0.00	0.00	0.00	14,305.00	0.00
*****TOTAL FOR FUND-SCC 572 9015 (TITLE I FY15):							
116,251.00	830.37	117,081.37	19,393.55	19,393.55	830.37	96,857.45	17.27
*****TOTAL FOR FUND-SCC 572 9016 (TITLE I FY16):							
0.00	0.00	0.00	0.00	0.00	8,011.39	8,011.39	0.00
*****TOTAL FOR FUND-SCC 587 9015 (EARLY CHILDHOOD SPECIAL EDUCATION IDEA FY15):							
314.00	1,825.58	2,139.58	1,205.05	1,205.05	657.25	277.28	87.04
*****TOTAL FOR FUND-SCC 587 9016 (EARLY CHILDHOOD SPECIAL EDUCATION IDEA FY16):							
0.00	0.00	0.00	0.00	0.00	0.00	0.00	0.00
*****TOTAL FOR FUND-SCC 590 9013 (TITLE II-A IMPROVING TEACHER QUALITY FY13):							
0.00	0.00	0.00	0.00	0.00	0.00	0.00	0.00
*****TOTAL FOR FUND-SCC 590 9014 (TITLE II-A IMPROVING TEACHER QUALITY FY14):							
0.00	0.00	0.00	0.00	0.00	0.00	0.00	0.00
*****TOTAL FOR FUND-SCC 590 9015 (TITLE II-A IMPROVING TEACHER QUALITY FY15):							
23,156.00	0.00	23,156.00	0.00	0.00	0.00	23,156.00	0.00
*****TOTAL FOR FUND-SCC 590 9016 (TITLE II-A IMPROVING TEACHER QUALITY FY16):							
0.00	0.00	0.00	0.00	0.00	0.00	0.00	0.00

*** NOTE!! ONLY ACTIVE ACCOUNTS HAVE BEEN SELECTED, TOTALS MAY EXCLUDE AMOUNTS THAT ARE RELATED TO INACTIVE ACCOUNTS. ***

LEXINGTON LOCAL SCHOOLS
 Appropriation Account Summary
 SORTED BY FUND-SCC

FYTD Appropriated	Prior FY Carryover Encumbrances	FYTD Expendable	FYTD Actual Expenditures	MTD Actual Expenditures	Current + Future Encumbrances	FYTD Remaining Balance	FYTD Percent Exp/Enc
*****TOTAL FOR FUND-SCC 599 9013 (NATIONAL SCHOOL LUNCH EXPANSION GRANT FY13):							
0.00	0.00	0.00	0.00	0.00	0.00	0.00	0.00
*****TOTAL FOR FUND-SCC 599 9015 (CHILD NUTRITION - TEAM NUTRITION GRANT):							
600.00	0.00	600.00	1,200.00	1,200.00	0.00	600.00	200.00
*****GRAND TOTALS:							
13,627,204.53	136,369.32	13,763,573.85	2,377,016.71	2,377,016.71	2,918,668.05	8,467,889.09	38.48

*** NOTE!! ONLY ACTIVE ACCOUNTS HAVE BEEN SELECTED, TOTALS MAY EXCLUDE AMOUNTS THAT ARE RELATED TO INACTIVE ACCOUNTS. ***