


# LEXINGTON LOCAL SCHOOLS



---

FINANCIAL REPORT  
FOR THE PERIOD ENDING  
MAY 31, 2015

---

PREPARED BY  
JASON WHITESEL, TREASURER

DATE: 06/02/2015  
 TIME: 11:04

LEXINGTON LOCAL SCHOOLS  
 CASH RECONCILIATION AS OF 05/31/2015

PAGE: 1  
 (USAEMSED)

	SUB-TOTALS	TOTALS
	-----	-----
Gross Depository Balances:		
RICHLAND BANK MMA 5719	\$ 5,002,471.42	
RICHLAND BANK SWEEP ACCT 3520	2,379,024.08	
RICHLAND BANK GENERAL ACCT 0580	300,338.00	
RICHLAND BANK ANTHEM SWEEP 3523	668,188.89	
RICHLAND BANK EE BENEFITS 3180	0.00	
RICHLAND BANK PAYROLL ACCT 9780	2,938.25	
RICHLAND BANK ATHLETIC ACCT 3280	4,496.22	
	-----	
Total Depository Balances (Gross)		\$ 8,357,456.86
Adjustments to Bank Balance:		
Cash in Transit to Bank	\$ 4,172.43	
Outstanding Checks	140,993.01-	
Adjustments	46,948.30	
Outstanding Sweep Transfer 47,490.96		
Municipal Income Tax -542.66		
	-----	
Total Adjustments to Bank Balance		89,872.28-
Investments:		
Treasury Bonds and Notes	\$ 0.00	
Certificate of Deposits	0.00	
Other Securities	0.00	
Other Investments:		
	-----	
Total Investments		0.00
Cash on Hand:		
Petty Cash:		
TREASURER'S OFFICE	\$ 100.00	
HIGH SCHOOL	50.00	
JUNIOR HIGH SCHOOL	50.00	
EASTERN, CENTRAL, WESTERN	150.00	
ATHLETIC OFFICE	200.00	
Change Cash:		
ATHLETIC CHANGE	\$ 5,000.00	
CAFETERIA CHANGE	440.00	
WESTERN ELEMENTARY	100.00	
Cash with Fiscal Agent	0.00	
	-----	
Total Cash on Hand		6,090.00
		-----
Total Balances		\$ 8,273,674.58
		=====
Total Fund Balance		\$ 8,273,674.58
		=====
Depository Clearance Accounts:		
	-----	
Total Clearance Account Balances		\$ 0.00

DATE: 06/02/2015  
TIME: 11:04

LEXINGTON LOCAL SCHOOLS  
CASH RECONCILIATION AS OF 05/31/2015

PAGE: 2  
(USAEMSED)

SUB-TOTALS  
-----

TOTALS  
-----

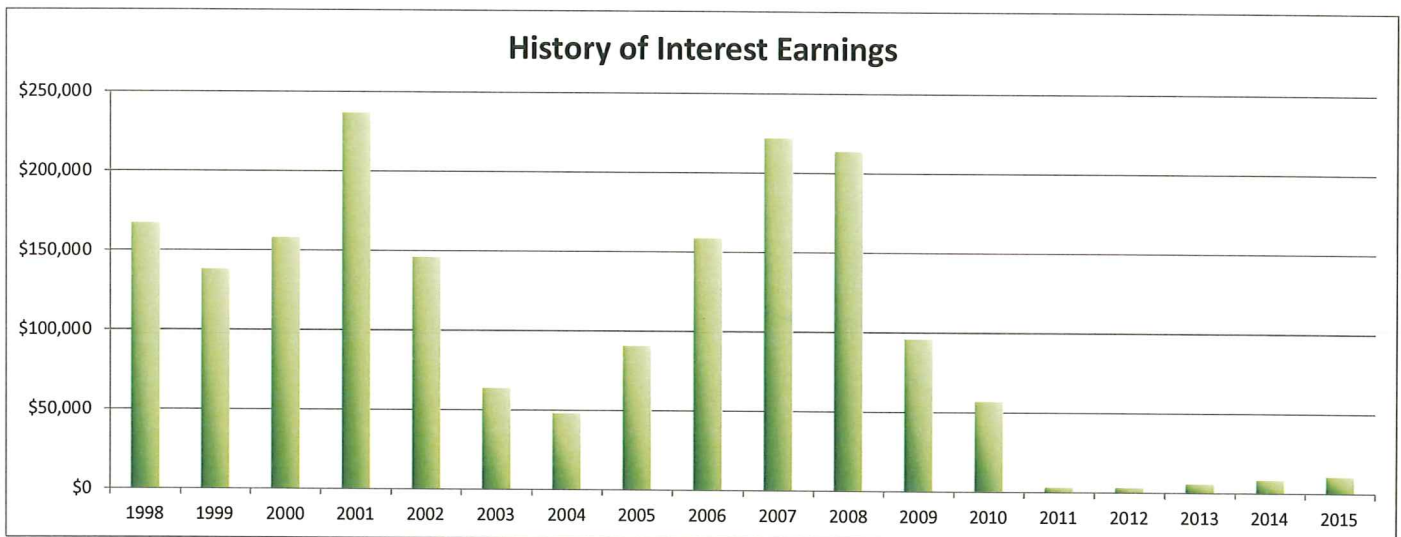
-----  
  
-----  
Treasurer

**LEXINGTON LOCAL SCHOOLS**  
**INVESTMENT REPORT FOR THE MONTH ENDING**  
**May 31, 2015**

<b>INTEREST EARNED:</b>	<b>THIS MONTH</b>	<b>FISCAL YEAR TO DATE</b>
Richland Bank, General Sweep	\$351.50	\$6,779.91
Richland Bank, General MMA	\$849.47	\$2,471.42
Richland Bank, Anthem Sweep	\$82.59	\$1,306.27
Star Ohio	\$0.00	\$0.00
Certificates of Deposit	\$0.00	\$0.00
Bonds and other types of investments	\$0.00	\$0.00
<b>TOTAL INTEREST RECEIVED</b>	<b>\$1,283.56</b>	<b>\$10,557.60</b>

<b>History of Interest Earnings</b>	<b>Fiscal Year</b>	<b>Interest Earnings</b>
	1998	\$ 167,057.52
	1999	\$ 138,113.69
	2000	\$ 157,991.72
	2001	\$ 236,839.79
	2002	\$ 146,052.34
	2003	\$ 63,712.36
	2004	\$ 47,970.95
	2005	\$ 90,719.94
	2006	\$ 158,724.51
	2007	\$ 221,998.86
	2008	\$ 213,660.34
	2009	\$ 95,639.63
	2010	\$ 56,860.22
	2011	\$ 3,001.78
	2012	\$ 3,090.00
	2013	\$ 5,758.97
	2014	\$ 8,349.92
<b>FISCAL Year To Date</b>	<b>2015</b>	<b>\$10,557.60</b>

<b>Total Interest Earnings 1998 to Present</b>	<b>\$ 1,826,100.14</b>
--	------------------------



Fnd	Sec	Description	Beginning Balance	MTD Revenues	FYTD Revenues	MTD Expenditures	FYTD Expenditures	Current Available Balance
001	0000	GENERAL FUND	4,268,193.98	820,918.78	21,665,641.22	1,683,359.57	18,667,201.48	7,266,633.72
001	9412	GENERAL BUDGET RESERVE SE	87,928.97	.00	.00	.00	.00	87,928.97
002	0000	BOND RETIREMENT FUND	1,925.89	.00	.00	.00	.00	1,925.89
003	0000	PERMANENT IMPROVEMENT FUN	184,452.93	11,292.42	660,613.99	2,221.26	761,429.39	83,637.53
006	0000	FOOD SERVICE FUND	842.59	78,037.45	694,866.48	65,405.12	680,222.02	15,487.05
007	9800	TERRY McCAMMON SCHOLARSHI	13,528.75	2.14	516.74	.00	500.00	13,545.49
007	9801	MINUTEMAN ALUMNI SCHOLARS	1,887.28	.31	102.33	.00	.00	1,989.61
018	9100	HIGH SCHOOL PRINCIPAL'S F	2,146.22	562.66	14,927.82	11,605.00	14,973.23	2,100.81
018	9200	JUNIOR HIGH PRINCIPAL'S F	791.76	826.89	9,049.33	2,314.20	3,422.39	6,418.70
018	9300	EASTERN PRINCIPAL'S FUND	7,983.36	734.70	4,091.64	539.94	4,661.86	7,413.14
018	9301	EASTERN ELEMENTARY BOOKFA	8,296.72	1,499.97	7,034.92	4,337.30	4,453.93	10,877.71
018	9400	CENTRAL PRINCIPAL'S FUND	7,554.03	195.00	3,052.50	.00	1,313.62	9,292.93
018	9401	CENTRAL ELEMENTARY BOOKFA	1,445.42	22.92	5,613.36	.00	3,325.27	3,733.51
018	9402	CENTRAL ELEMENTARY ART	.00	1,889.00	2,139.00	1,425.00	1,425.00	714.00
018	9500	WESTERN PRINCIPAL'S FUND	6,671.82	1,742.83	6,499.40	2,647.97	6,749.38	6,421.84
018	9501	WESTERN ELEMENTARY BOOKFA	397.67	1,224.76	8,183.02	1,461.39	5,801.65	2,779.04
018	9503	WESTERN ELEMENTARY ART	.00	1,474.00	1,542.42	1,140.00	1,140.00	402.42
018	9602	JUNIOR HIGH ACADEMIC BOOS	.00	1,000.00	1,000.00	.00	.00	1,000.00
018	9901	JUNIOR HIGH TEACHER ADVIS	109.25	.00	.00	.00	.00	109.25
019	9001	ACADEMIC BOOSTERS GRANTS	3,239.83	.00	.00	134.93	2,163.32	1,076.51
019	9121	CENTRAL ELEMENTARY PTO GR	26.01	23.28	3,199.65	203.61	1,975.46	1,250.20
019	9122	EASTERN ELEMENTARY PTO GR	2,180.70	23.27	3,199.60	.00	2,053.00	3,327.30
019	9123	WESTERN ELEMENTARY PTO GR	2,255.68	23.29	6,199.65	.00	4,647.64	3,807.69
019	9200	RICHLAND COUNTY FOUNDATIO	1,932.00	.00	71,760.27	.00	71,760.27	1,932.00
019	9202	RICHLAND COUNTY FOUNDATIO	.00	.00	584.05	.00	435.05	149.00
019	9204	RICHLAND COUNTY FOUNDATIO	.00	.00	987.41	.00	986.99	.42
022	9601	OHSAA TOURNAMENT AGENCY F	145.52	10,540.00	37,435.76	10,543.91	37,914.19	332.91
024	0000	EMPLOYEE BENEFITS FUND FO	1,191,672.43	316,440.07	3,110,594.46	380,842.48	3,634,078.00	668,188.89
200	9101	HIGH SCHOOL ART CLUB	93.76	.00	.00	.00	.00	93.76
200	9102	HIGH SCHOOL DRAMA CLUB	13,609.92	.00	1,649.00	670.14	6,865.92	8,393.00
200	9103	HIGH SCHOOL MATH CLUB	52.70	.00	.00	.00	.00	52.70
200	9104	HIGH SCHOOL LEADERSHIP CO	489.81	.00	400.00	295.44	545.44	344.37
200	9105	HIGH SCHOOL FRENCH CLUB	122.07	.00	.00	.00	.00	122.07
200	9107	HIGH SCHOOL SPANISH CLUB	211.90	10.00	665.00	.00	377.90	499.00
200	9108	HIGH SCHOOL LEO CLUB	1,847.90	312.91	2,918.40	101.36	1,032.54	3,733.76
200	9114	HIGH SCHOOL STUDENT COUNC	2,437.71	290.00	660.00	.00	150.00	2,947.71
200	9115	HIGH SCHOOL KEY CLUB	1,176.88	.00	914.94	.00	773.92	1,317.90
200	9116	HIGH SCHOOL CHESS CLUB	.00	.00	205.00	.00	.00	205.00
200	9119	HIGH SCHOOL YEARBOOK FUND	41,123.01	580.00	14,485.00	.00	9,550.06	46,057.95
200	9120	HIGH SCHOOL JOURNALISM FU	1,089.44	.00	.00	.00	.00	1,089.44
200	9121	HIGH SCHOOL NATIONAL HOND	2,525.00	.00	700.00	.00	1,406.52	1,818.48
200	9160	HIGH SCHOOL GERMAN CLUB	55.00	.00	.00	.00	.00	55.00
200	9201	JUNIOR HIGH ART CLUB	.00	.00	135.00	.00	21.01	113.99
200	9204	JUNIOR HIGH STUDENT COUNC	786.34	204.00	872.75	524.00	844.76	814.33
200	9205	JUNIOR HIGH LIBRARY CLUB	77.65	.00	.00	.00	.00	77.65
200	9301	EASTERN ELEMENTARY STUDEN	82.66	259.07	1,063.61	240.00	765.62	380.65

Fnd	Sec	Description	Beginning Balance	MTD Revenues	FYTD Revenues	MTD Expenditures	FYTD Expenditures	Current Available Balance
200	9401	CENTRAL ELEMENTARY STUDEN	382.69	.00	.00	.00	.00	382.69
200	9411	HIGH SCHOOL INFORMED TEEN	470.63	.00	418.00	.00	100.00	788.63
200	9412	JUNIOR HIGH INFORMED TEEN	263.45	.00	.00	.00	214.83	48.62
300	9115	JAZZ BAND	1,230.59	.00	920.00	.00	821.65	1,328.94
300	9116	CHOIR	2,660.56	.00	29,211.40	.00	30,727.00	1,144.96
300	9206	JUNIOR HIGH PHYS ED DEPAR	769.79	264.00	2,463.00	.00	1,296.98	1,935.81
300	9210	JR HIGH INSTRUMENTAL	41.03	.00	.00	.00	.00	41.03
300	9600	ATHLETIC FUND	1,768.45	3,427.16	196,151.51	4,425.66	196,125.10	205.14
300	9602	ORCHESTRA	63.22	.00	.00	.00	.00	63.22
300	9603	ELEMENTARY MUSIC	945.67	118.00	194.21	.00	.00	1,139.88
300	9605	BAND	232.95	.00	.00	.00	.00	232.95
451	9015	Network Connectivity FY 2	.00	.00	9,000.00	.00	9,000.00	.00
499	9101	STATE GRANT 2001 READING	2,362.64	.00	.00	553.64	1,527.73	834.91
506	9014	RACE TO THE TOP GRANT FY1	2,868.24	.00	2,868.24	.00	.00	.00
506	9015	RACE TO THE TOP GRANT FY1	.00	.00	29,978.57	.00	29,978.57	.00
516	9014	IDEA-B SPECIAL EDUCATION	72.07	.00	26,015.57	.00	26,087.64	.00
516	9015	IDEA-B SPECIAL EDUCATION	.00	12,500.00	386,277.82	46,750.07	392,451.68	6,173.86
572	9014	TITLE I FY14	47.06	.00	28,564.31	.00	28,611.37	.00
572	9015	TITLE I FY15	.00	26,393.66	207,201.91	27,695.41	205,282.59	1,919.32
587	9015	EARLY CHILDHOOD SPECIAL E	.00	.00	872.17	.00	607.02	265.15
590	9015	TITLE II-A IMPROVING TEAC	.00	2,372.54	46,311.32	2,387.64	46,311.32	.00
Grand Total All Funds			5,875,569.62	1,294,079.76	27304,215.27	2,251,825.24	24906,110.31	8273,674.58
Total Invested Funds			.00					

DATE: 06/02/2015  
TIME: 12:05:10OHIO DEPARTMENT OF EDUCATION - OFFICE OF SCHOOL MANAGEMENT ASSISTANCE  
ANNUAL SPENDING PLAN (CURRENT OPERATION - GENERAL FUND ONLY - O.R.C. 5705.391)

PAGE: 1

SCHOOL DISTRICT: LEXINGTON LOCAL SCHOOLS

IRN # 049437

COUNTY: RICHLAND

FISCAL YEAR: 2015 MONTH: 05

	MONTHLY ESTIMATE	MONTHLY ACTUAL	MONTHLY DIFFERENCE	FISCAL YTD ESTIMATE	FISCAL YTD ACTUAL	FISCAL YTD DIFFERENCE
<b>REVENUES</b>						
01.010 General Property (Real Estate)	126,372	4,943	121,429-	10,698,156	10,703,099	4,943
01.020 Tangible Personal Property Tax	81,208	0	81,208-	406,208	406,208	0
01.030 Income Tax	0	0	0	0	0	0
01.035 Unrestricted Grants-in-Aid	934,758	792,045	142,713-	8,814,758	9,073,648	258,890
01.040 Restricted Grants-in-Aid	5,342	199-	5,541-	49,784	55,243	5,459
01.045 Restricted Grants-in-Aid - SFSF	0	0	0	0	0	0
01.050 Property Tax Allocation	890,149	0	890,149-	1,802,149	935,558	866,591-
01.060 All Other Operating Revenue	91,334	7,422	83,912-	347,334	358,996	11,662
01.070 Total Revenue	2,129,163	804,211	1,324,952-	22,118,389	21,532,752	585,637-
<b>OTHER FINANCING SOURCES</b>						
02.010 Proceeds from Sale of Notes	0	0	0	0	0	0
02.020 State Emergency Loans & Advancements (Approved)	0	0	0	0	0	0
02.040 Operating Transfers-In	0	0	0	0	0	0
02.050 Advances-In	0	0	0	12,500	12,500	0
02.060 All Other Financing Sources	5,679	16,707	11,028	98,179	120,387	22,208
02.070 Total Other Financing Sources	5,679	16,707	11,028	110,679	132,887	22,208
02.080 Total Revenues and Other Financing Sources	2,134,842	820,918	1,313,924-	22,229,068	21,665,639	563,429-
<b>EXPENDITURES</b>						
03.010 Personal Services	1,020,000	974,991	45,009-	10,670,000	10,370,218	299,782-
03.020 Employees' Retirement/Insurance Benefits	390,000	419,223	29,223	4,550,000	4,484,882	65,118-
03.030 Purchased Services	315,000	257,373	57,627-	2,885,000	2,827,052	57,948-
03.040 Supplies and Materials	44,630	23,172	21,458-	719,630	647,622	72,008-
03.050 Capital Outlay	28,316	2,292	26,024-	54,316	53,180	1,136-
03.060 Intergovernmental	0	0	0	0	0	0
04.010 Debt Service: All Principal (Historical)	0	0	0	0	0	0
04.020 Debt Service: Principal - Notes	0	0	0	0	0	0
04.030 Debt Service: Principal - State Loans	0	0	0	0	0	0
04.040 Debt Service: Principal - State Advancements	0	0	0	0	0	0
04.050 Debt Service: Principal - HB 264 Loans	0	0	0	0	0	0
04.055 Debt Service: Principal - Other	0	0	0	0	0	0
04.060 Debt Service: Interest and Fiscal Charges	0	0	0	0	0	0
04.300 Other Objects	14,000	6,310	7,690-	256,000	284,249	11,751-
04.500 Total Expenditures	1,811,946	1,683,361	128,585-	19,174,946	18,667,203	507,743-
<b>OTHER FINANCING USES</b>						
05.010 Operating Transfers - Out	0	0	0	0	0	0
05.020 Advances - Out	0	0	0	0	0	0
05.030 All Other Financing Uses	0	0	0	0	0	0
05.040 Total Other Financing Uses	0	0	0	0	0	0
05.050 Total Expenditure and Other Financing Uses	1,811,946	1,683,361	128,585-	19,174,946	18,667,203	507,743-
06.010 Excess Rev & Oth Financing Sources over(under) Exp &	322,896	862,445-	1,185,339-	3,054,122	2,998,436	55,686-
07.010 Beginning Cash Balance	7,087,349	8,217,002	1,129,653	4,356,123	4,356,123	0
07.020 Ending Cash Balance	7,410,245	7,354,559	55,686-	7,410,245	7,354,559	55,686-
08.010 Outstanding Encumbrances	500,000	425,027	74,973-	500,000	425,027	74,973-

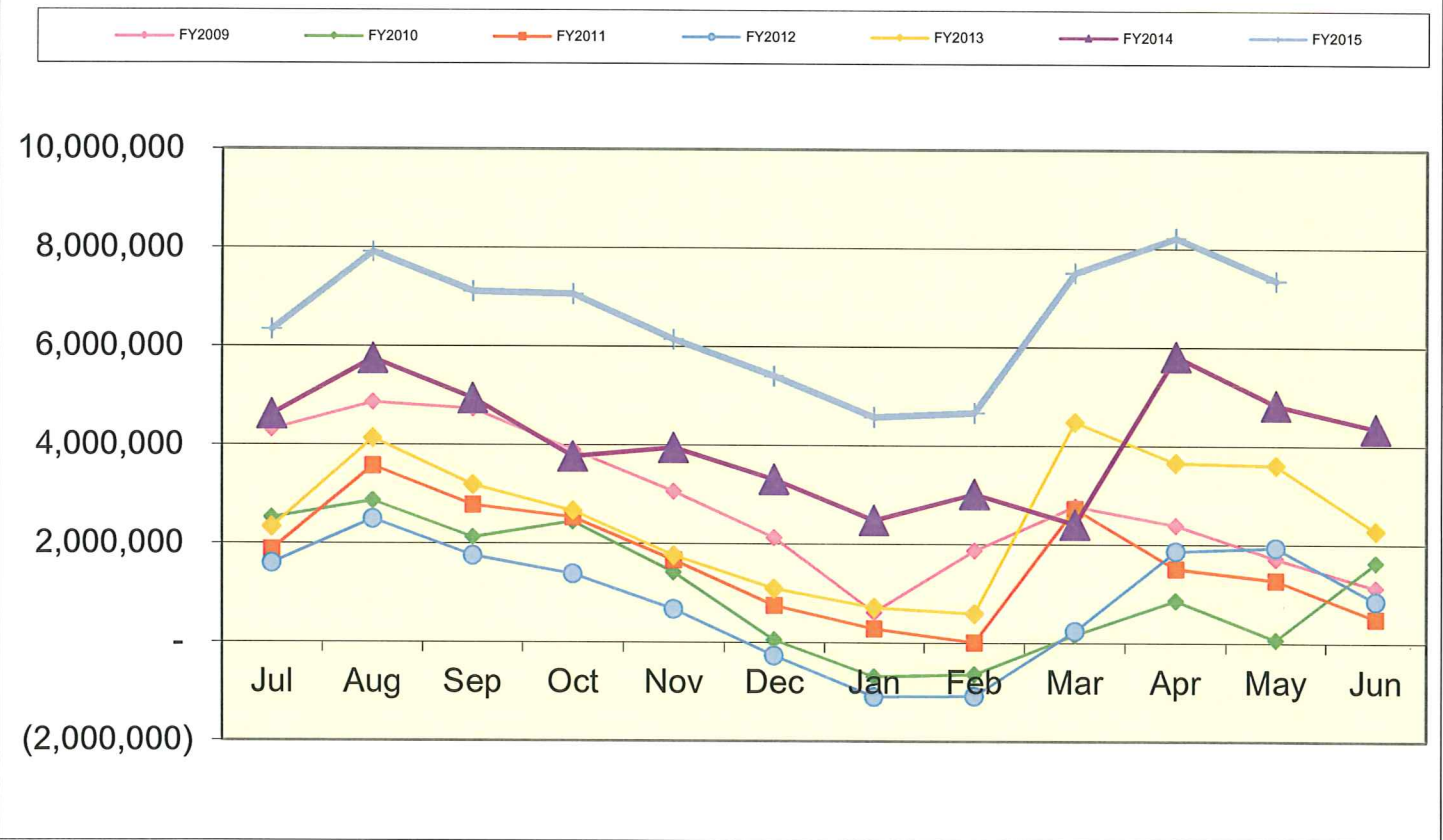


**LEXINGTON LOCAL SCHOOL DISTRICT  
GENERAL FUND ONLY 2014-15  
SUMMARY OF RECEIPTS AND EXPENDITURES - FIVE YEAR FORECAST FORMAT**

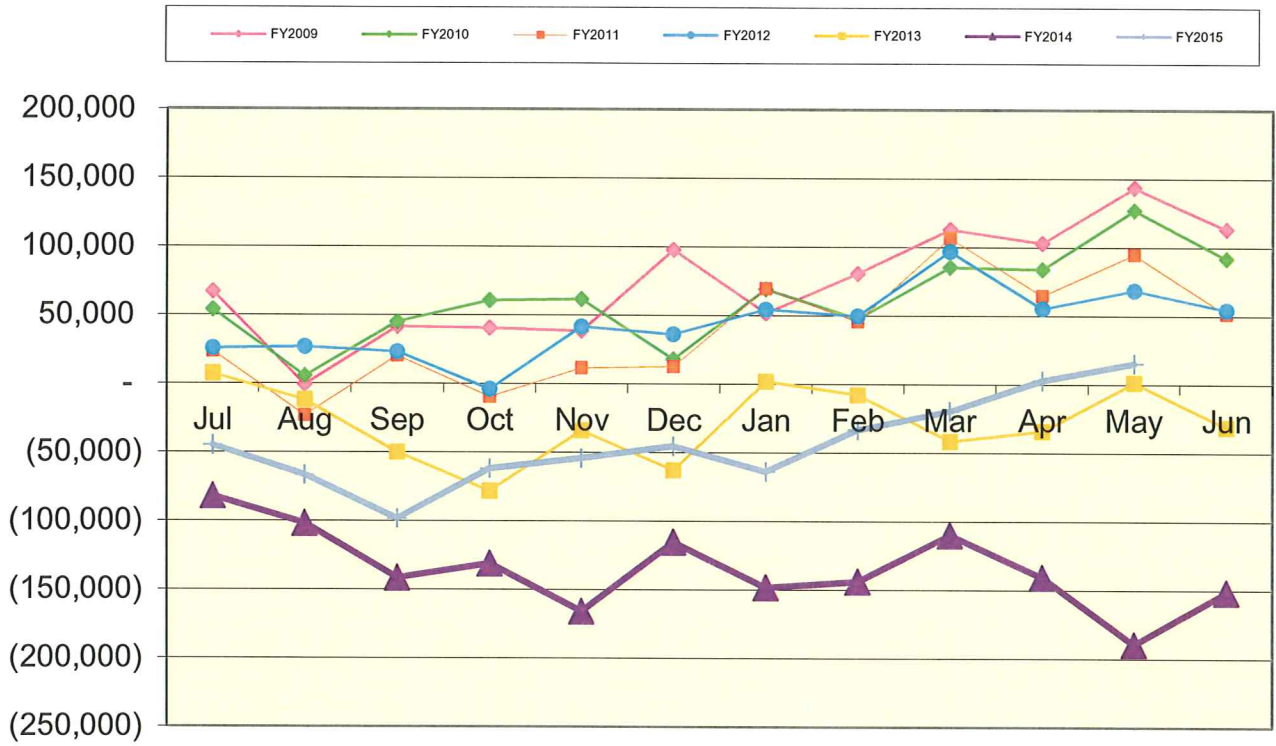
LINE	DESCRIPTION	5/31/2015	FISCAL YEAR TO DATE Estimate	FISCAL YEAR TO DATE Actual	VARIANCE Estimate vs. Actual	PERCENT of VARIANCE
LINE 7.010	BEGINNING CASH BALANCE		\$ 4,356,123			
<b>REVENUES</b>						
LINE 1.010	Real Estate Tax	\$ 10,698,156	\$ 10,703,099	\$ 4,943	0.05%	
LINE 1.020	Personal Property Tax	\$ 406,208	\$ 406,208	\$ 0	0.00%	
LINE 1.030	Income Tax	\$ -	\$ -	\$ 0		
LINE 1.035	State Funding	\$ 8,814,758	\$ 9,073,648	\$ 258,890	2.94%	
LINE 1.040	Career Tech Funding	\$ 49,784	\$ 55,243	\$ 5,459	10.97%	
LINE 1.050	Property Tax Allocation	\$ 1,802,149	\$ 935,558	(\$866,591)	-48.09%	
LINE 1.060	Other Operating Revenue	\$ 347,334	\$ 358,996	\$ 11,662	3.36%	
LINE 1.070	TOTAL REVENUE	\$ 22,118,389	\$ 21,532,752	(\$585,637)	-2.65%	
<b>OTHER SOURCES</b>						
LINE 2.01	Proceeds from Notes	\$ -	\$ -	\$ 0		
LINE 2.04	Transfers In	\$ -	\$ -	\$ 0		
LINE 2.050	Advances In	\$ 12,500	\$ 12,500	\$ 0	0.00%	
LINE 2.060	Other Financing Sources	\$ 98,179	\$ 120,387	\$ 22,208	22.62%	
LINE 2.070	TOTAL OTHER SOURCES	\$ 110,679	\$ 132,887	\$ 22,208	20.07%	
LINE 2.080	TOTAL REVENUES & Sources	\$ 22,229,068	\$ 21,665,639	(\$563,429)	-2.53%	
<b>EXPENSES</b>						
LINE 3.010	Salaries	\$ 10,670,000	\$ 10,370,218	\$ 299,782	2.81%	
LINE 3.020	Retirement and Benefits	\$ 4,550,000	\$ 4,484,882	\$ 65,118	1.43%	
LINE 3.030	Purchased Services	\$ 2,885,000	\$ 2,827,052	\$ 57,948	2.01%	
LINE 3.040	Supplies and Materials	\$ 719,630	\$ 647,622	\$ 72,008	10.01%	
LINE 3.050	Capital Outlay and Equipment	\$ 54,316	\$ 53,180	\$ 1,136	2.09%	
LINE 3.06	INTERGOVERNMENTAL	\$ -	\$ -	\$ 0		
LINE 4.020	DEBT SERVICE - Notes	\$ -	\$ -	\$ 0		
LINE 4.060	DEBT SERVICE - Interest charges	\$ -	\$ -	\$ 0		
LINE 4.300	Other Objects	\$ 296,000	\$ 284,249	\$ 11,751	3.97%	
LINE 4.500	TOTAL EXPENDITURES	\$ 19,174,946	\$ 18,667,203	\$ 507,743	2.65%	
LINE 5.00	TRANSFERS OUT	\$ -	\$ -	\$ 0		
LINE 5.02	ADVANCES OUT	\$ -	\$ -	\$ 0		
LINE 5.03	ALL OTHER USES	\$ -	\$ -	\$ 0		
LINE 5.040	TOTAL OTHER USES	\$ -	\$ -	\$ 0		
LINE 5.050	TOTAL EXPENDITURES & USES	\$ 19,174,946	\$ 18,667,203	\$ 507,743	2.65%	
		Estimate	Actual	Variance		
LINE 6.010	REVENUES OVER EXPENSES	\$ 3,054,122	\$ 2,998,436	(\$55,686)		
LINE 7.020	ENDING CASH BALANCE	\$ 7,410,245	\$ 7,354,559	(\$55,686)		
	Less Reserves	\$ (87,929)	\$ (87,929)	\$ -		
LINE 8.010	Less Outstanding Encumbrances	\$ (500,000)	\$ (425,027)	\$ 74,973	-14.99%	
LINE 15.010	Unreserved Fund Balance	\$ 6,822,316	\$ 6,841,603	\$ 19,287	0.28%	
		Estimate	Actual	Benchmark Yr. End		
Salaries/Benefits as % of Revenue		68.8%	69.0%	80.1% or below		
True Days Cash - Calendar Days on which can operate		119	123	60 or above		



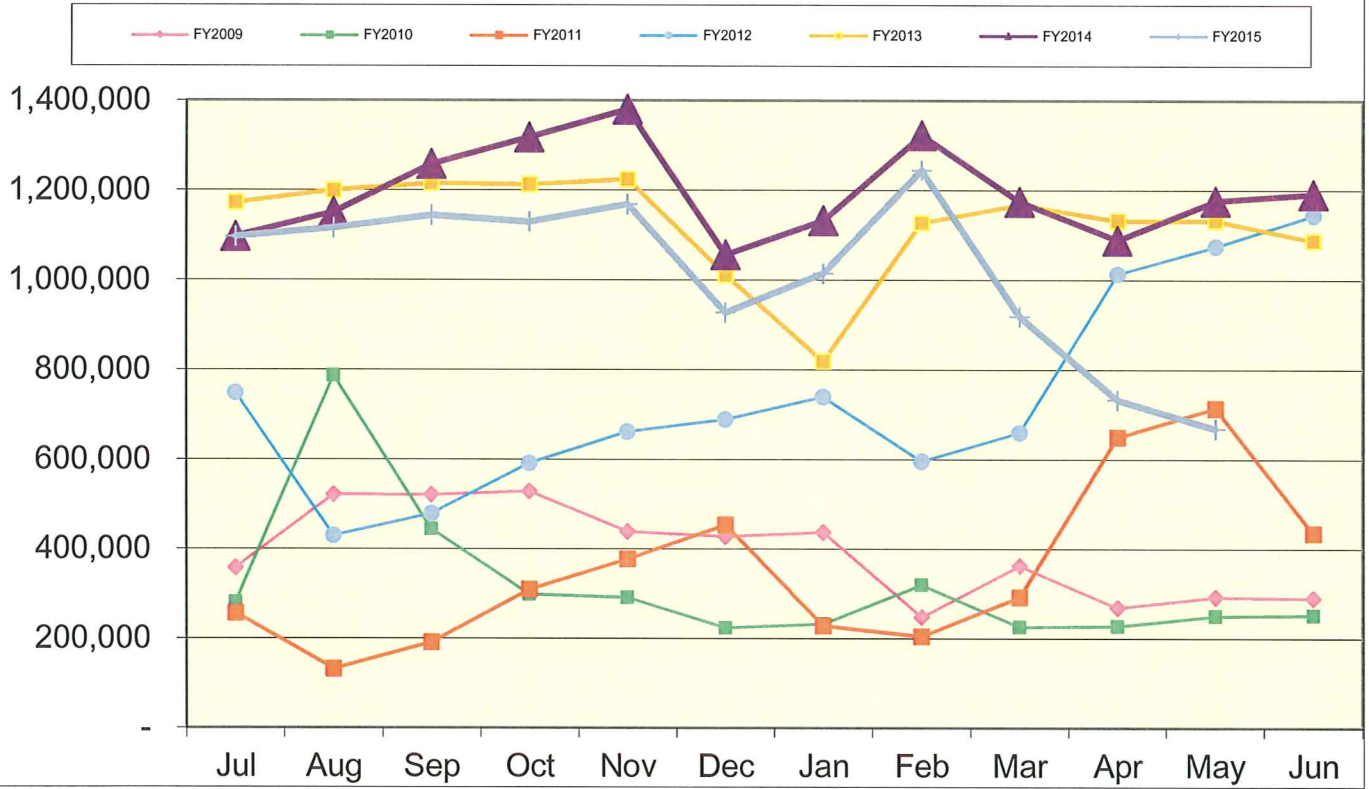
## Lexington Local Schools General Fund Cash Balance



### Lexington Local Schools Food Service Fund Cash Balance



### Lexington Local Schools Employee Benefits Fund Cash Balance



## Lexington Local Schools

### Permanent Improvement Fund 5/31/2015

Instruction and Administration	Budgeted Amount	Actual Fiscal Year Expended	Current Encumbrances	Available Budget
Pre-school equipment - Western	\$ 5,763.91	\$ -	\$ -	\$5,763.91
Textbooks and instructional equipment	\$ 143,785.86	\$ 141,882.36	\$ 130.00	\$1,773.50
JH Art - Kiln	\$ 2,345.99	\$ 2,303.99	\$ -	\$42.00
HS Art - District portion of LAB grant	\$ 459.00	\$ -	\$ -	\$459.00
HS Art - 3D Printer & Filaments	\$ 2,052.00	\$ 2,052.00	\$ -	\$0.00
New Desk - Eastern	\$ 400.00	\$ 400.00	\$ -	\$0.00
New copier - Curriculum Director	\$ -	\$ 2,088.05	\$ -	(\$2,088.05)
Laptop - Bus Garage	\$ -	\$ 737.10	\$ -	(\$737.10)
Laptop - Treasurer's Office	\$ -	\$ 741.93	\$ -	(\$741.93)
JH PE Equipment	\$ 400.00	\$ 181.86	\$ -	\$218.14
JH/HS music instruments and equipment	\$ 10,315.70	\$ 9,476.00	\$ -	\$839.70

Maintenance	Budgeted Amount	Actual Fiscal Year Expended	Current Encumbrances	Available Budget
Asphalt throughout District (Hammett)	\$ 133,364.00	\$ 133,364.00	\$ -	\$0.00
New mower	\$ 9,000.00	\$ 8,969.00	\$ -	\$31.00
Tractor Lease	\$ -	\$ 19,416.08	\$ -	(\$19,416.08)
Roof Repairs (Central & HS)	\$ 50,000.00	\$ 49,037.46	\$ -	\$962.54

Transportation	Budgeted Amount	Actual Fiscal Year Expended	Current Encumbrances	Available Budget
New bus	\$ 90,610.00	\$ 90,610.00	\$ -	\$0.00
Vehicles (Maint. Pickup, Dump Truck)	\$ 63,589.49	\$ 53,024.10	\$ -	\$10,565.39

Technology	Budgeted Amount	Actual Fiscal Year Expended	Current Encumbrances	Available Budget
Computers, servers, tech equip., etc.	\$ 200,000.00	\$ 140,058.66	\$ 5,878.68	\$54,062.66

Food Service	Budgeted Amount	Actual Fiscal Year Expended	Current Encumbrances	Available Budget
Food Service Van	\$ 36,410.51	\$ 36,410.11	\$ -	\$0.40
Food Service Equipment Maintenance/Repair	\$ -	\$ 15,586.86	\$ 5,378.85	(\$20,965.71)

Athletics and Student Activities	Budgeted Amount	Actual Fiscal Year Expended	Current Encumbrances	Available Budget
JH ice machine (Athletics)	\$ 2,323.77	\$ 2,364.00	\$ -	(\$40.23)
Athletic equipment, etc.	\$ 16,676.00	\$ 17,906.00	\$ -	(\$1,230.00)
Athletic office furniture	\$ 561.71	\$ 561.71	\$ -	\$0.00
Guard Costumes - Football	\$ 2,422.00	\$ 2,422.00	\$ -	\$0.00
3 Cellos (Kohr k39c)	\$ 2,925.00	\$ 2,925.00	\$ -	\$0.00
Washer/Dryer	\$ 15,165.00	\$ 14,765.00	\$ -	\$400.00
Flag Corps flags/rifles	\$ 1,795.00	\$ 1,795.00	\$ -	\$0.00

Fees	Budgeted Amount	Actual Fiscal Year Expended	Current Encumbrances	Available Budget
Tax Collection Fees	\$ 12,000.00	\$ 12,351.12	\$ -	(\$351.12)

Totals	Budgeted Amount	Actual Fiscal Year Expended	Current Encumbrances	Available Budget
Totals	\$ 802,364.94	\$ 761,429.39	\$ 11,387.53	\$ 29,548.02
Total Budgeted Plus Return to Gen. Fund	\$ 802,364.94			

Actual Cash Balance 7/1/14	\$ 184,452.93
Revenues FY15 - Taxes from levy	\$ 660,613.99
Expenditures FY15	\$ (761,429.39)
Current Cash Balance	\$83,637.53
Current Encumbrances	\$ (11,387.53)
<b>Available Balance</b>	<b>\$72,250.00</b>

Estimated Remaining Revenues FY15 - Taxes from levy	\$ -
Estimated 6/30/15 Carryover	\$ 72,250.00



**Lexington Local Schools**

**Food Service Fund 2014-15 vs. 2013-2014**

							Beginning Balance 7/1/14	\$ 842
<b>2014-2015 Through 5/31/15</b>								
<i>Revenues</i>	District-Wide	High School	Junior High	Eastern	Central	Western	<b>Total</b>	
Student Type A, Ezpay, Misc	\$ -	\$ 128,683	\$ 50,813	\$ 49,355	\$ 39,803	\$ 29,736	\$ 298,390	
Student Break, Milk & A La Carte	\$ -	\$ 76,388	\$ 24,123	\$ 9,884	\$ 7,153	\$ 6,694	\$ 124,242	
Adult & Misc revenues	\$ 3,730	\$ 3,946	\$ 2,306	\$ 2,264	\$ 2,231	\$ 933	\$ 15,410	
State Reimb	\$ 142	\$ 1,259	\$ 1,041	\$ 1,357	\$ 1,198	\$ 808	\$ 5,805	
Federal Reimb	\$ -	\$ 67,747	\$ 42,334	\$ 53,193	\$ 49,039	\$ 38,707	\$ 251,020	
<b>Total Revenues</b>	<b>\$ 3,872</b>	<b>\$ 278,023</b>	<b>\$ 120,617</b>	<b>\$ 116,053</b>	<b>\$ 99,424</b>	<b>\$ 76,878</b>	<b>\$ 694,867</b>	
<i>Expenses</i>								
Wages	\$ 40,553	\$ 101,438	\$ 52,285	\$ 40,735	\$ 26,022	\$ 31,175	\$ 292,208	
Severance	\$ -	\$ -	\$ -	\$ -	\$ -	\$ -	\$ -	
Retirement	\$ 10,226	\$ 24,207	\$ 11,083	\$ 9,847	\$ 7,375	\$ 6,899	\$ 69,637	
Medical	\$ 17,898	\$ 34,483	\$ 17,927	\$ 21,570	\$ 5,321	\$ 2,128	\$ 99,327	
Life, Dent, MC, WC	\$ 1,276	\$ 3,422	\$ 2,047	\$ 1,510	\$ 873	\$ 711	\$ 9,839	
Purch Serv, Repairs, Phone, Postage	\$ 3,573	\$ 1,911	\$ 3,615	\$ 1,299	\$ 1,016	\$ 597	\$ 12,011	
Supplies	\$ 2,554	\$ -	\$ -	\$ -	\$ -	\$ -	\$ 2,554	
Food Costs	\$ -	\$ 88,668	\$ 33,369	\$ 52,211	\$ 10,819	\$ 9,579	\$ 194,646	
Equipment	\$ -	\$ -	\$ -	\$ -	\$ -	\$ -	\$ -	
Other Costs	\$ -	\$ -	\$ -	\$ -	\$ -	\$ -	\$ -	
<b>Total Expenses</b>	<b>\$ 76,080</b>	<b>\$ 254,129</b>	<b>\$ 120,326</b>	<b>\$ 127,172</b>	<b>\$ 51,426</b>	<b>\$ 51,089</b>	<b>\$ 680,222</b>	
<b>Net Gain (Loss)</b>	<b>\$ (72,208)</b>	<b>\$ 23,894</b>	<b>\$ 291</b>	<b>\$ (11,119)</b>	<b>\$ 47,998</b>	<b>\$ 25,789</b>	<b>\$ 14,645</b>	
							<b>Ending Cash Balance 5/31/15</b>	<b>\$ 15,487</b>

							Beginning Balance 7/1/13	\$ 959
<b>2013-2014 Through 5/31/14</b>								
<i>Revenues</i>	District-Wide	High School	Junior High	Eastern	Central	Western	<b>Total</b>	
Student Type A, Ezpay, Misc	\$ -	\$ 141,076	\$ 67,051	\$ 59,605	\$ 45,243	\$ 29,844	\$ 342,819	
Student Break, Milk & A La Carte	\$ -	\$ 75,698	\$ 29,167	\$ 11,955	\$ 7,261	\$ 5,773	\$ 129,854	
Adult & Misc revenues	\$ 6,656	\$ 4,165	\$ 2,231	\$ 2,511	\$ 2,825	\$ 727	\$ 19,115	
State Reimb	\$ -	\$ 1,402	\$ 1,087	\$ 1,589	\$ 1,132	\$ 896	\$ 6,106	
Federal Reimb	\$ -	\$ 46,125	\$ 32,875	\$ 46,490	\$ 37,042	\$ 25,174	\$ 187,706	
<b>Total Revenues</b>	<b>\$ 6,656</b>	<b>\$ 268,466</b>	<b>\$ 132,411</b>	<b>\$ 122,150</b>	<b>\$ 93,503</b>	<b>\$ 62,414</b>	<b>\$ 685,600</b>	
<i>Expenses</i>								
Wages	\$ 41,241	\$ 119,790	\$ 62,208	\$ 55,127	\$ 58,798	\$ 42,553	\$ 379,717	
Severance	\$ -	\$ -	\$ -	\$ -	\$ 12,211	\$ -	\$ 12,211	
Retirement	\$ 9,902	\$ 26,932	\$ 11,731	\$ 10,863	\$ 10,973	\$ 7,734	\$ 78,135	
Medical	\$ 12,970	\$ 50,941	\$ 15,181	\$ 20,802	\$ 14,692	\$ 10,401	\$ 124,987	
Life, Dent, MC, WC	\$ 1,267	\$ 3,858	\$ 2,111	\$ 1,774	\$ 2,163	\$ 1,118	\$ 12,291	
Purch Serv, Repairs, Phone, Postage	\$ 5,201	\$ 2,154	\$ 1,946	\$ 1,351	\$ 610	\$ 1,396	\$ 12,658	
Supplies	\$ 3,175	\$ -	\$ -	\$ -	\$ -	\$ -	\$ 3,175	
Food Costs	\$ -	\$ 94,513	\$ 41,402	\$ 35,761	\$ 27,182	\$ 21,913	\$ 220,771	
Equipment	\$ -	\$ -	\$ -	\$ -	\$ -	\$ -	\$ -	
Other Costs	\$ -	\$ -	\$ -	\$ -	\$ -	\$ -	\$ -	
<b>Total Expenses</b>	<b>\$ 73,756</b>	<b>\$ 298,188</b>	<b>\$ 134,579</b>	<b>\$ 125,678</b>	<b>\$ 126,629</b>	<b>\$ 85,115</b>	<b>\$ 843,945</b>	
<b>Net Gain (Loss)</b>	<b>\$ (67,100)</b>	<b>\$ (29,722)</b>	<b>\$ (2,168)</b>	<b>\$ (3,528)</b>	<b>\$ (33,126)</b>	<b>\$ (22,701)</b>	<b>\$ (158,345)</b>	
							<b>Ending Cash Balance 5/31/14</b>	<b>\$ (157,386)</b>

Date: 6/02/2015

C H E C K R E G I S T E R  
Processing Month: May 2015  
LEXINGTON LOCAL SCHOOLS

Page: 1  
(CHKREG)

Check#	Check Date	Org Sta	Vendor Paid	Check Amount	Status Date
073478	05/05/2015	W/R	NICKLES BAKERY	193.85	05/11/2015
073479	05/05/2015	W/R	HAYER, ALLISON	225.00	05/13/2015
073480	05/05/2015	W/R	STEWART, AMY	100.00	05/06/2015
073481	05/05/2015	W/R	APPERSON	202.77	05/13/2015
073482	05/05/2015	W/R	APPLESEED TRUE VALUE	134.94	05/12/2015
073483	05/05/2015	W/R	CDW-G	96.70	05/11/2015
073484	05/05/2015	W/R	CHARLES RITTER CO.	163.02	05/08/2015
073485	05/05/2015	W/R	COWLES, CINDY	534.24	05/13/2015
073486	05/05/2015	W/R	SHASKY, CINDY	90.00	05/15/2015
073487	05/05/2015	W/R	KUNZ, CYNTHIA J	663.00	05/12/2015
073488	05/05/2015	W/R	DAIRY ENTERPRISES INC.	660.77	05/11/2015
073489	05/05/2015	W/R	DELL MARKETING L.P.	120.99	05/11/2015
073490	05/05/2015	W/R	MOVING MINDS/GOPHER	232.83	05/12/2015
073491	05/05/2015	W/R	WEIDIG, KATHY	149.25	05/07/2015
073492	05/05/2015	W/R	KELL ACE HARDWARE	127.21	05/12/2015
073493	05/05/2015	W/R	LESCH BATTERY & POWER	23.38	05/13/2015
073494	05/05/2015	W/R	WILLIAMSON, LISA	100.00	05/18/2015
073495	05/05/2015	W/R	LOWE'S HOME CENTER	691.13	05/12/2015
073496	05/05/2015	W/R	MALABAR FARM STATE PARK	534.00	05/19/2015
073497	05/05/2015	W/R	MANSFIELD AUTO PARTS	2,083.22	05/12/2015
073498	05/05/2015	W/R	STAPLES, MITCHELL L	510.00	05/12/2015
073499	05/05/2015	W/R	RICHLAND CO. HEALTH DEPT	8,157.20	05/12/2015
073500	05/05/2015	W/R	NASP, INC	147.00	05/20/2015
073501	05/05/2015	W/W	POTTER, NICHOLE	9.20	
073502	05/05/2015	W/R	OHIO HEALTH CONSORTIUM, INC.	354.00	05/08/2015
073503	05/05/2015	W/R	PIONEER CAREER & TECHNOLOGY	250.00	05/11/2015
073504	05/05/2015	W/W	SARBACH, REBECCA	29.90	
073505	05/05/2015	W/R	PORTE, ROBIN	100.00	05/27/2015
073506	05/05/2015	W/R	S & S PRINTING AND GRAPHICS	45.00	05/28/2015
073507	05/05/2015	W/R	SCHOOL SPECIALTY INC.	327.77	05/11/2015
073508	05/05/2015	W/R	TRANSPORTATION ACCESSORIES CO.	309.07	05/11/2015
073509	05/05/2015	W/R	TRUCK SALES & SERVICE, INC.	3,260.80	05/11/2015
073510	05/05/2015	W/R	WOLFF BROS. SUPPLY, INC.	223.26	05/14/2015
073511	05/05/2015	W/R	WORNER ROOFING COMPANY	2,292.00	05/11/2015
073512	05/08/2015	W/R	STATE TEACHERS RETIREMENT	4,658.04	05/14/2015
073513	05/11/2015	W/R	ADVANCED KEY & LOCK SHOP	16.64	05/14/2015
073514	05/11/2015	W/R	NICKLES BAKERY	381.54	05/15/2015
073515	05/11/2015	W/R	WEAVER, BOBBI	69.00	05/18/2015
073516	05/11/2015	W/R	JONES, CARLA	100.00	05/26/2015
073517	05/11/2015	W/R	COWLES, CINDY	667.80	05/18/2015
073518	05/11/2015	W/W	COLLEGE BOARD, THE	325.00	
073519	05/11/2015	W/R	CULLIGAN QUALITY WATER	37.00	05/18/2015
073520	05/11/2015	W/R	DAIRY ENTERPRISES INC.	1,499.09	05/15/2015
073521	05/11/2015	W/W	STUDER, DAN	1,200.00	
073522	05/11/2015	W/R	MARIKIS, DENNIS	14,700.00	05/18/2015
073523	05/11/2015	W/R	DEVITO, DIRK	65.00	05/18/2015
073524	05/11/2015	W/R	CZERNEWSKI, GERALD	65.00	05/18/2015
073525	05/11/2015	W/R	GEYER'S MARKET'S, INC.	161.83	05/15/2015
073526	05/11/2015	W/R	HANK'S SALES & SERVICE, INC.	550.00	05/22/2015
073527	05/11/2015	W/R	HURSH DRUG, INC.	31.18	05/18/2015
073528	05/11/2015	W/R	IT'S A PHOTO BOOTH LLC	600.00	05/19/2015
073529	05/11/2015	W/R	J & B ACCOUSTICAL	52.00	05/14/2015

Date: 6/02/2015

C H E C K R E G I S T E R  
Processing Month: May 2015  
LEXINGTON LOCAL SCHOOLS

Page: 2  
(CHKREG)

Check#	Check Date	Org Sta	Vendor Paid	Check Amount	Status Date
073530	05/11/2015	W/R	RHOAD, JANA	450.00	05/15/2015
073531	05/11/2015	W/R	JOSTEN'S	1,033.78	05/18/2015
073532	05/11/2015	W/R	BOWMAN, JOY	283.48	05/18/2015
073533	05/11/2015	W/R	PATNODE, KARLEY	240.00	05/18/2015
073534	05/11/2015	W/R	McPEEK, KRISTEN	47.25	05/18/2015
073535	05/11/2015	W/R	OCHI, MADOKA	971.90	05/18/2015
073536	05/11/2015	W/R	JAENKE, MARSHA	80.00	05/19/2015
073537	05/11/2015	W/R	MASTER TEACHER	265.85	05/18/2015
073538	05/11/2015	W/R	LYBARGER, MICHAEL	65.00	05/27/2015
073539	05/11/2015	W/R	MID-OHIO ED. SERVICE CENTER	70.00	05/14/2015
073540	05/11/2015	W/R	SCHAFFNER, PAUL M	65.00	05/27/2015
073541	05/11/2015	W/R	OASBO	100.00	05/22/2015
073542	05/11/2015	W/R	OIAAATREASURER	190.00	05/20/2015
073543	05/11/2015	W/R	ROHR, PAIGE	210.00	05/19/2015
073544	05/11/2015	W/R	QUENCH	38.00	05/18/2015
073545	05/11/2015	W/R	REALLY GOOD STUFF	31.42	05/18/2015
073546	05/11/2015	W/R	RUMPKE	754.76	05/15/2015
073547	05/11/2015	W/R	KNUCKLES, RYAN	101.36	05/19/2015
073548	05/11/2015	W/R	SLAYBAUGH, SARAH	445.00	05/21/2015
073549	05/11/2015	W/R	SCHOLASTIC BOOK FAIRS	4,224.17	05/18/2015
073550	05/11/2015	W/R	SCHOOL SPECIALTY INC.	304.12	05/18/2015
073551	05/11/2015	W/R	SIESEL DISTRIBUTING, LLC	642.75	05/18/2015
073552	05/11/2015	W/R	STRATEGIC MANAGEMENT SOLUTIONS	4,500.00	05/21/2015
073553	05/11/2015	W/R	ALSAYKHAN, SUMAYYAH	200.00	05/18/2015
073554	05/11/2015	W/R	SYSO CLEVELAND, INC.	2,296.45	05/14/2015
073555	05/11/2015	W/R	STIMA, VICKIE	252.25	05/14/2015
073556	05/14/2015	B/R	BUCHANAN, BRIAN	50.00	05/26/2015
073557	05/14/2015	B/R	KING, ADENA	82.00	05/20/2015
073558	05/14/2015	B/R	HESS, RICK	199.56	05/18/2015
073559	05/14/2015	B/R	EICHLER, TROY	90.00	05/29/2015
073560	05/14/2015	B/R	HAMRIC, JOHN	90.00	05/26/2015
073561	05/14/2015	B/R	RAMIREZ, HANK & DEDE	26.65	05/26/2015
073562	05/14/2015	W/R	GERMAN'S BUS SALES & SERVICE	1,000.00	05/20/2015
073563	05/15/2015	W/R	LEXINGTON LOCAL SCHOOLS	690.00	05/15/2015
073564	05/18/2015	W/R	ST. JEAN, ALAN	1,000.00	05/28/2015
073565	05/18/2015	W/R	NICKLES BAKERY	335.99	05/26/2015
073566	05/18/2015	W/W	COLLEGE BOARD, THE	11,280.00	
073567	05/18/2015	W/R	FORD, LINDA (APRIL)	525.00	05/27/2015
073568	05/18/2015	W/R	ARTOME	2,565.00	05/27/2015
073569	05/18/2015	W/R	CDW-G	408.34	05/26/2015
073570	05/18/2015	W/R	SHAFFER, CHRISTIE	20.00	05/22/2015
073571	05/18/2015	W/R	CLEARWATER SYSTEMS	89.70	05/27/2015
073572	05/18/2015	W/R	COLES ENERGY, INC.	849.65	05/22/2015
073573	05/18/2015	W/R	DAIRY ENTERPRISES INC.	1,630.97	05/22/2015
073574	05/18/2015	W/R	EVERSOLE, DIANE	461.90	05/21/2015
073575	05/18/2015	W/R	E-CONOLIGHT	854.49	05/26/2015
073576	05/18/2015	W/R	EQUIPARTS	919.27	05/22/2015
073577	05/18/2015	W/R	FURBAY/MANSFIELD ELECTRIC	144.62	05/22/2015
073578	05/18/2015	W/R	GRAINGER	255.56	05/26/2015
073579	05/18/2015	W/R	HCC LIFE INSURANCE CO	23,839.27	05/26/2015
073580	05/18/2015	W/R	HEALTHCARE BILLING SERVICES	741.01	05/22/2015
073581	05/18/2015	W/R	HELPING HANDS CENTER FOR	3,400.00	05/26/2015



Date: 6/02/2015

C H E C K R E G I S T E R  
Processing Month: May 2015  
LEXINGTON LOCAL SCHOOLS

Page: 3  
(CHKREG)

Check#	Check Date	Org Sta	Vendor Paid	Check Amount	Status Date
073582	05/18/2015	W/W	RICE, HOLLY	150.00	
073583	05/18/2015	W/R	HUNTSMAN TRUCKING, INC.	273.02	05/26/2015
073584	05/18/2015	W/R	J & B ACCOUSTICAL	379.90	05/21/2015
073585	05/18/2015	W/W	JOHN GARBER MATERIALS, INC.	84.05	
073586	05/18/2015	W/W	LARSON, KRISTI	100.00	
073587	05/18/2015	W/R	LAKESHORE LEARNING MATERIALS	367.03	05/22/2015
073588	05/18/2015	W/R	MADISON LOCAL SCHOOLS	329.19	05/21/2015
073589	05/18/2015	W/R	JAENKE, MARSHA	40.00	05/21/2015
073590	05/18/2015	W/R	METROPOLITAN EDUCATIONAL	1,053.97	05/27/2015
073591	05/18/2015	W/R	KATHREIN, MICHAEL	675.00	05/22/2015
073592	05/18/2015	W/R	MOLDLAB, LLC	1,133.00	05/27/2015
073593	05/18/2015	W/R	MT BUSINESS TECHNOLOGIES, INC.	603.00	05/21/2015
073594	05/18/2015	W/R	NORTH CENTRAL OHIO ESC	1,137.50	05/22/2015
073595	05/18/2015	W/W	NWDAB	8.91	
073596	05/18/2015	W/R	PEPPLE & WAGGONER, LTD.	1,083.00	05/22/2015
073597	05/18/2015	W/R	PHONAK LLC	2,485.39	05/26/2015
073598	05/18/2015	W/R	POST MASTER	98.00	05/22/2015
073599	05/18/2015	W/R	RC THERAPY SERVICES, INC.	7,889.25	05/27/2015
073600	05/18/2015	W/R	BIGLEY, REBECCA	36.69	05/27/2015
073601	05/18/2015	W/R	RENHILL GROUP, INC.	3,005.35	05/22/2015
073602	05/18/2015	W/R	DUNN, RICHARD	208.24	05/22/2015
073603	05/18/2015	W/R	SCHOOL EMPLOYEES RETIREMENT	5,379.66	05/29/2015
073604	05/18/2015	W/R	SCHOOL SPECIALTY INC.	104.34	05/26/2015
073605	05/18/2015	W/R	SHERWIN-WILLIAMS	67.93	05/26/2015
073606	05/18/2015	W/R	STANTON SHEET MUSIC	45.86	05/22/2015
073607	05/18/2015	W/R	STATE TEACHERS RETIREMENT	4,658.04	05/28/2015
073608	05/18/2015	W/R	THE CENTER FOR INDIVIDUAL &	150.75	05/26/2015
073609	05/18/2015	W/R	OHIO BUREAU OF CRIMINAL IDENT.	260.00	05/28/2015
073610	05/18/2015	W/R	U.S. AWARDS, INC.	220.93	05/27/2015
073611	05/18/2015	W/R	HUNTER, VALERIE	113.13	05/21/2015
073612	05/18/2015	W/R	VASU COMMUNICATIONS, INC.	133.29	05/22/2015
073613	05/18/2015	W/R	VOLZ FENCING	2,180.00	05/27/2015
073614	05/18/2015	W/R	WOLFF BROS. SUPPLY, INC.	489.54	05/22/2015
073615	05/20/2015	W/R	WOOD, CARRIE	75.00	05/29/2015
073616	05/21/2015	B/R	MONCAYO, ANDY	67.00	05/28/2015
073617	05/21/2015	B/B	MADORE, PAMELA	67.00	
073618	05/21/2015	B/B	CALDERHEAD, MARK	67.00	
073619	05/21/2015	B/R	HAMILTON, AMANDA	67.00	05/27/2015
073620	05/21/2015	B/B	STIERHOFF, JONI	67.00	
073621	05/21/2015	B/R	YOUSE, BETSEY	201.00	05/29/2015
073622	05/21/2015	B/B	MERKEL, DEBORAH	67.00	
073623	05/21/2015	B/R	ITEN, TIM	67.00	05/27/2015
073624	05/21/2015	B/R	MARTIN, MICHAEL	67.00	05/28/2015
073625	05/21/2015	W/R	SCHAEFER, MICHELE	1,000.30	05/28/2015
073626	05/26/2015	W/W	ADVANCED TURF SOLUTIONS	2,265.32	
073627	05/26/2015	W/R	NICKLES BAKERY	487.23	05/29/2015
073628	05/26/2015	W/W	AMERICAN ELECTRIC POWER	25,561.09	
073629	05/26/2015	W/R	RICHWINE, AMY BLAIR	90.00	05/28/2015
073630	05/26/2015	W/W	APPERSON	401.24	
073631	05/26/2015	W/W	AWARDSMITH	3,299.35	
073632	05/26/2015	W/W	BAUDVILLE	470.32	
073633	05/26/2015	W/W	WEAVER, BOBBI	22.66	

Check#	Check Date	Org Sta	Vendor Paid	Check Amount	Status Date
073634	05/26/2015	W/W	WELSH, BRENDA K	665.50	
073635	05/26/2015	W/R	CARDINAL BUS SALES & SERVICE	224.14	05/29/2015
073636	05/26/2015	W/R	CBIZ BENEFITS & INSURANCE	2,750.00	05/29/2015
073637	05/26/2015	W/W	COWLES, CINDY	534.24	
073638	05/26/2015	W/R	COMMERCIAL PARTS & SERVICE	46.63	05/29/2015
073639	05/26/2015	W/R	DAIRY ENTERPRISES INC.	1,900.23	05/29/2015
073640	05/26/2015	W/R	DELL MARKETING L.P.	53.88	05/28/2015
073641	05/26/2015	W/R	FURBAY/MANSFIELD ELECTRIC	12.81	05/28/2015
073642	05/26/2015	W/W	G & L SUPPLY CO.	34.64	
073643	05/26/2015	W/R	GILBARCO INC.	30.00	05/29/2015
073644	05/26/2015	W/W	MACK, HEIDI	300.00	
073645	05/26/2015	W/W	BERRY, JENNIFER	67.92	
073646	05/26/2015	W/W	DETLEF, JULIE	8.00	
073647	05/26/2015	W/W	RITCHEY, KELLIE ANN	760.00	
073648	05/26/2015	W/R	KIMBALL MIDWEST	96.44	05/29/2015
073649	05/26/2015	W/R	BAZLEY, LAURIE	9.78	05/28/2015
073650	05/26/2015	W/R	LEXINGTON LOCAL SCHOOLS	354.50	05/28/2015
073651	05/26/2015	W/W	LOW TEMP REFRIGERATION INC.	233.60	
073652	05/26/2015	W/R	MARCO PHOTO	18.25	05/29/2015
073653	05/26/2015	W/W	BURD, MARISSA	630.00	
073654	05/26/2015	W/W	MEDCENTRAL HEALTH SYSTEM	6,500.00	
073655	05/26/2015	W/W	HAMMAN, MIKE	200.00	
073656	05/26/2015	W/W	RICHLAND CO. HEALTH DEPT	5,161.08	
073657	05/26/2015	W/R	MT BUSINESS TECHNOLOGIES, INC.	54.36	05/28/2015
073658	05/26/2015	W/W	NASCO	334.42	
073659	05/26/2015	W/W	ACORN DISTRIBUTORS, INC.	64.58	
073660	05/26/2015	W/W	OASBO	110.00	
073661	05/26/2015	W/W	OHIO ASSOCIATION FOR PUPIL	35.00	
073662	05/26/2015	W/R	OHIO HEALTH CONSORTIUM, INC.	59.00	05/28/2015
073663	05/26/2015	W/W	ORIENTAL TRADING COMPANY	130.93	
073664	05/26/2015	W/R	RENHILL GROUP, INC.	3,116.62	05/29/2015
073665	05/26/2015	W/W	SCHOLASTIC BOOK FAIRS	1,728.56	
073666	05/26/2015	W/W	SCHOLASTIC TEACHER RESOURCES	354.64	
073667	05/26/2015	W/W	SCHOOL SPECIALTY INC.	178.54	
073668	05/26/2015	W/W	SHERWIN-WILLIAMS	67.93	
073669	05/26/2015	W/R	SPORT-N-SHOES	300.00	05/28/2015
073670	05/26/2015	W/W	STATE OF OHIO UST BOARD	1,200.00	
073671	05/26/2015	W/W	SUNDANCE/NEWBRIDGE LLC	5,438.83	
073672	05/26/2015	W/W	McBRIDE, SUSAN	69.07	
073673	05/26/2015	W/W	THE INFIELD	240.00	
073674	05/26/2015	W/W	TREASURER, STATE OF OHIO	48.88	
073675	05/20/2015	W/V	WOOD, CARRIE	75.00	05/21/2015
073676	05/26/2015	W/W	UNITY SCHOOL BUS PARTS	111.39	
073677	05/26/2015	W/W	WAL-MART DISCOUNT CITIES	869.17	
073678	05/26/2015	W/W	WOLFF BROS. SUPPLY, INC.	151.68	
073680	05/27/2015	W/W	ACCO BRANDS USA LLC	158.03	
073681	05/27/2015	W/W	ADVANCED KEY & LOCK SHOP	16.56	
073682	05/27/2015	W/W	MORFIER, ANDREW	114.00	
073683	05/27/2015	W/W	SPYKER, BERNARD E.	156.00	
073684	05/27/2015	W/W	GROVES, BRADFORD S	110.00	
073685	05/27/2015	W/W	DARLING, BRANDON	110.00	
073686	05/27/2015	W/W	VOLPE, CARL	118.00	

Check#	Check Date	Org Sta	Vendor Paid	Check Amount	Status Date
073687	05/27/2015	W/W	CDW-G	1,438.36	
073688	05/27/2015	W/W	CenturyLink	2,617.03	
073689	05/27/2015	W/W	MEYER CHARLES H	256.00	
073690	05/27/2015	W/W	MARTIN, CHRISTINA D	100.00	
073691	05/27/2015	W/W	SABO, DANIEL M	116.00	
073692	05/27/2015	W/W	GRAHAM, DAVID C	110.00	
073693	05/27/2015	W/W	HERSHEY, DAVID	122.00	
073694	05/27/2015	W/W	MADARAS, DAVID L	190.00	
073695	05/27/2015	W/W	PARENT, DAVID L.	194.00	
073696	05/27/2015	W/W	SPIESS, DAVID	312.00	
073697	05/27/2015	W/W	HENRY, DEBRA	110.00	
073698	05/27/2015	W/W	SABO, DENNIS M	110.00	
073699	05/27/2015	W/W	MCCLELLAN, DIANE L	160.00	
073700	05/27/2015	W/W	HERMAN, DONALD	160.00	
073701	05/27/2015	W/W	STANDISH, DONALD L	226.00	
073702	05/27/2015	W/W	CLAY, DOYLE JR	206.00	
073703	05/27/2015	W/W	DOHANOS, EDWARD	116.00	
073704	05/27/2015	W/W	BUTTIL, ELIZABETH	95.00	
073705	05/27/2015	W/W	ELZY MILLING & TRADE LTD.	826.50	
073706	05/27/2015	W/W	FINISHTIMING	1,930.00	
073707	05/27/2015	W/W	FORGET-ME-NOT FLOWER SHOP, INC.	360.45	
073708	05/27/2015	W/W	SMITH, GLENN	200.00	
073709	05/27/2015	W/W	CRAIG, JAMES	210.00	
073710	05/27/2015	W/W	DEMO, JAMES	128.00	
073711	05/27/2015	W/W	DUNBAR, JAMES	110.00	
073712	05/27/2015	W/W	HILE, JAMES	210.00	
073713	05/27/2015	W/W	LAVRICH, JAMES	312.00	
073714	05/27/2015	W/W	SELLERS, JAMES	110.00	
073715	05/27/2015	W/W	SWARTZ, JAMES	236.00	
073716	05/27/2015	W/W	GETZ, JOHN W	110.00	
073717	05/27/2015	W/W	PATNODE, KARLEY	160.00	
073718	05/27/2015	W/W	MADARAS, KEITH D	204.00	
073719	05/27/2015	W/W	LAMBERSON KENT H	360.00	
073720	05/27/2015	W/W	KINN, KIP	110.00	
073721	05/27/2015	W/W	MITCHELL, LEE	312.00	
073722	05/27/2015	W/W	LEX LANES	528.00	
073723	05/27/2015	W/W	MARCO'S PIZZA	224.00	
073724	05/27/2015	W/W	WARD, MARK A	160.00	
073725	05/27/2015	W/W	SCHERER, MARY LOU	160.00	
073726	05/27/2015	W/W	MEDCENTRAL PEDIATRIC THERAPY	38,540.00	
073727	05/27/2015	W/W	KEMPF, MICHAEL C	160.00	
073728	05/27/2015	W/W	ROOSE, MICHAEL G.	312.00	
073729	05/27/2015	W/W	GALLEHER, MICHAEL W.	110.00	
073730	05/27/2015	W/W	ACORN DISTRIBUTORS, INC.	391.92	
073731	05/27/2015	W/W	ROHR, PAIGE	65.00	
073732	05/27/2015	W/W	MURTHA, PATRICK	220.00	
073733	05/27/2015	W/W	HORVATH, PHILIP M	130.00	
073734	05/27/2015	W/W	CLOUD, PHILLIP A	166.00	
073735	05/27/2015	W/W	CAMPBELL, RICHARD D	110.00	
073736	05/27/2015	W/W	SLAYBAUGH, SARAH	480.00	
073737	05/27/2015	W/W	SARVER PAVING COMPANY	189.00	
073738	05/27/2015	W/W	WIEGAND, SHARON	160.00	

Date: 6/02/2015

C H E C K R E G I S T E R  
Processing Month: May 2015  
LEXINGTON LOCAL SCHOOLS

Page: 6  
(CHKREG)

Check#	Check Date	Org Sta	Vendor Paid	Check Amount	Status Date
073739	05/27/2015	W/W	SIESEL DISTRIBUTING, LLC	1,071.25	
073740	05/27/2015	W/W	BRANNAN, THOMAS L	110.00	
073741	05/27/2015	W/W	BARRETT, TIMOTHY	110.00	
073742	05/27/2015	W/W	TREASURER, STATE OF OHIO	479.25	
073743	05/27/2015	W/W	VOLZ, TRICIA L.	110.00	
073744	05/27/2015	W/W	VERIZON WIRELESS	830.36	
073745	05/27/2015	W/W	CASTLE, WILLIAM D	160.00	
073746	05/27/2015	W/W	ELWER, WILLIAM G.	144.00	
073747	05/27/2015	W/W	WOLFF BROS. SUPPLY, INC.	299.53	
073748	05/28/2015	W/W	MARTIN, CHRISTINA D	125.00	
073749	05/28/2015	W/V	DELEON, JOSE LUIS JR	200.00	05/29/2015
073750	05/28/2015	W/W	BRANT, JUSTIN T	100.00	
073751	05/28/2015	W/W	TOMELLEO, LOUIS MICHAEL	125.00	
073752	05/28/2015	W/W	COLEMAN, LYNN	162.00	
073753	05/28/2015	W/W	OASBO	95.00	
073754	05/28/2015	W/W	RED ROOF INN	239.97	
073755	05/28/2015	W/W	MILKIE, WILLARD	112.00	
073756	05/29/2015	W/W	DELEON, JOSE LUIS JR	100.00	
073757	05/31/2015	W/W	LEXINGTON ATHLETIC DEPT./PC	2,925.63	
690663	05/05/2015	C/R	LEXINGTON SCHOOLS - PAYROLL	523,470.49	05/31/2015
690665	05/06/2015	M/M	GORDON FOOD SERVICE	15,544.27	
690666	05/12/2015	M/M	LEXINGTON SCHOOLS - PAYROLL	7,062.88	
690667	05/20/2015	C/R	LEXINGTON SCHOOLS - PAYROLL	506,156.38	05/31/2015
690668	05/18/2015	M/M	RICHLAND COUNTY AUDITOR	851.25	
690669	05/18/2015	M/M	ANTHEM BENEFIT SERVICES	266,540.87	
690670	05/18/2015	M/M	LEXINGTON SCHOOLS - PAYROLL	6,810.64	
690671	05/20/2015	M/M	MEMO-MID OHIO ESC	2,808.08	
690672	05/21/2015	M/M	MEMO-S.E.R.S.	41,032.00	
690673	05/21/2015	M/M	MEMO-S.T.R.S.	103,474.00	
Total Checks Issued				\$ 1,759,081.55	

TRANS NO	ITEM NO	TRANS DATE	STS	DESCRIPTION OR SOURCE	TI	FUND	RCPT	SPCC	SUBJ	OPU	TRANS AMOUNT
067139	0001	05/12/2015	A	MH Tax - Richland Genera	03	001	1111	0000	000000	000	2,833.60
067139	0002	05/12/2015	A	MH Tax - Richland Emerg	03	001	1111	0000	000000	000	2,109.67
RCPT CODE SUB-TOTAL:											4,943.27
067114	0001	05/04/2015	A	Mutter preschool tuition	03	001	1211	0000	000000	500	100.00
067116	0001	05/04/2015	A	NSF Check Preschool JR	03	001	1211	0000	000000	500	100.00-
067124	0001	05/06/2015	A	Preschool Tuition - Boggs	03	001	1211	0000	000000	500	200.00
067155	0001	05/11/2015	A	Iten May tuition	03	001	1211	0000	000000	000	591.80
067173	0001	05/15/2015	A	Siegenthaler May Tuition	03	001	1211	0000	000000	000	591.80
067178	0001	05/18/2015	A	Buchanan May Tuition	03	001	1211	0000	000000	000	591.80
067180	0001	05/19/2015	A	Preschool tuition- Reindl	03	001	1211	0000	000000	500	100.00
067202	0001	05/22/2015	A	PreSchool Tuition - Burkhart	03	001	1211	0000	000000	500	200.00
RCPT CODE SUB-TOTAL:											2,275.40
067132	0018	05/08/2015	A	Excess Cost (JV98)	03	001	1223	0000	000000	000	0.00
RCPT CODE SUB-TOTAL:											0.00
067132	0012	05/08/2015	A	Open Enrollment Revenue	03	001	1227	0000	000000	000	66.47
067186	0012	05/22/2015	A	Open Enrollment Revenue	03	001	1227	0000	000000	000	66.47
RCPT CODE SUB-TOTAL:											132.94
067234	0001	05/29/2015	A	Richland Bank May Interest	03	001	1410	0000	000000	000	1,196.08
RCPT CODE SUB-TOTAL:											1,196.08
067107	0001	05/01/2015	A	HS School fees	03	001	1740	0000	000000	100	15.00
067111	0001	05/01/2015	A	Summer PE	03	001	1740	0000	080999	100	450.00
067117	0001	05/05/2015	A	Western fees	03	001	1740	0000	000000	500	19.00
067122	0001	05/06/2015	A	HS School fees	03	001	1740	0000	000000	100	73.00
067126	0001	05/06/2015	A	Summer PE	03	001	1740	0000	080999	100	720.00
067153	0001	05/08/2015	A	HS School fees	03	001	1740	0000	000000	100	68.50
067154	0001	05/08/2015	A	Summer PE	03	001	1740	0000	080999	100	540.00
067156	0001	05/11/2015	A	Summer PE	03	001	1740	0000	080999	100	90.00
067158	0001	05/11/2015	A	Class, book, and flutophone	03	001	1740	0000	000000	300	227.00
067160	0001	05/12/2015	A	Western fees	03	001	1740	0000	000000	500	19.00
067161	0001	05/12/2015	A	Central fees	03	001	1740	0000	000000	400	40.81
067136	0001	05/14/2015	B	SUMMER PE REFUND- CAYMAN	03	001	1740	0000	080999	100	90.00-
067137	0001	05/14/2015	B	SUMMER PE REFUND- ASHLEY	03	001	1740	0000	080999	100	90.00-
067172	0001	05/15/2015	A	Central fees	03	001	1740	0000	000000	400	84.00
067175	0001	05/15/2015	A	Summer PE	03	001	1740	0000	080999	100	90.00

STATUS (STS) CODES:

A-RECEIPT B-REFUND OF RECEIPT V-VOID REFUND OF RECEIPT X-REDUCTION OF EXPENDITURE  
 C-APPROPRIATION OR BUDGET MODIFICATIONS D-EXPENSE/SUPPLIES DISTRIBUTION F-FUND TO FUND TRANSFER

TRANS NO	ITEM NO	TRANS DATE	STS	DESCRIPTION OR SOURCE	TL	FUND	RCPT	SPEC	SUBJ	OPU	TRANS AMOUNT
067176	0001	05/18/2015	A	Class Fees	03	001	1740	0000	000000	300	160.00
067182	0001	05/19/2015	A	Central fees	03	001	1740	0000	000000	400	28.00
067197	0001	05/21/2015	A	Central fees	03	001	1740	0000	000000	400	28.00
067192	0001	05/22/2015	A	Central fees	03	001	1740	0000	000000	400	28.00
067198	0001	05/22/2015	A	HS School Fees	03	001	1740	0000	000000	100	369.60
067199	0001	05/22/2015	A	HS School Fees - Sr Lot Passes	03	001	1740	0000	000000	100	22.00
067191	0002	05/26/2015	A	HS School Fees	03	001	1740	0000	000000	100	162.00
067210	0001	05/26/2015	A	Central fees	03	001	1740	0000	000000	400	56.00
067211	0001	05/27/2015	A	Western fees	03	001	1740	0000	000000	500	20.00
067217	0001	05/27/2015	A	Central fees	03	001	1740	0000	000000	400	38.05
067218	0001	05/28/2015	A	Western fees	03	001	1740	0000	000000	500	19.00
067220	0001	05/28/2015	A	Eastern fees	03	001	1740	0000	000000	300	400.00
067233	0002	05/29/2015	A	School Fees	03	001	1740	0000	000000	400	22.00
067227	0001	05/31/2015	A	HS Fees - Pay For It	03	001	1740	0000	000000	100	43.00
067227	0002	05/31/2015	A	Central Fees - Pay For It	03	001	1740	0000	000000	400	0.00
067227	0003	05/31/2015	A	Jr High Fees - Pay For It	03	001	1740	0000	000000	400	0.00
067227	0004	05/31/2015	A	Eastern Fees - Pay For It	03	001	1740	0000	000000	400	120.00
067227	0005	05/31/2015	A	Western Fees - Pay For It	03	001	1740	0000	000000	400	60.00
RCPT CODE SUB-TOTAL:											3,836.96
067106	0002	05/04/2015	A	SERS Brd Share Tourn Acct	03	001	1890	0000	000000	000	329.00-
067131	0002	05/05/2015	A	Capitol Square Grant- Statehou	03	001	1890	0000	000000	000	300.00
067184	0002	05/21/2015	A	Jury Duty - Donahue	03	001	1890	0000	000000	000	10.00
RCPT CODE SUB-TOTAL:											19.00-
067132	0001	05/08/2015	A	Opportunity Grant	03	001	3110	0000	000000	000	292,169.81
067132	0002	05/08/2015	A	Targeted Assistance	03	001	3110	0000	000000	000	22,109.90
067132	0003	05/08/2015	A	K-3 Literacy Funding	03	001	3110	0000	000000	000	5,615.01
067132	0005	05/08/2015	A	Limited English Prof Funding	03	001	3110	0000	000000	000	518.67
067132	0006	05/08/2015	A	Gifted Education Funding	03	001	3110	0000	000000	000	5,187.13
067132	0007	05/08/2015	A	Transportation	03	001	3110	0000	000000	000	23,927.11
067132	0008	05/08/2015	A	Special Education Funding	03	001	3110	0000	000000	000	34,894.80
067132	0010	05/08/2015	A	Preschool Special Educ Funding	03	001	3110	0000	000000	000	5,313.44
067132	0011	05/08/2015	A	Special Educ Transportation	03	001	3110	0000	000000	000	2,031.16
067186	0001	05/22/2015	A	Opportunity Grant	03	001	3110	0000	000000	000	294,768.17
067186	0002	05/22/2015	A	Targeted Assistance	03	001	3110	0000	000000	000	26,436.03
067186	0003	05/22/2015	A	K-3 Literacy Funding	03	001	3110	0000	000000	000	5,654.76
067186	0005	05/22/2015	A	Limited English Prof Funding	03	001	3110	0000	000000	000	518.67
067186	0006	05/22/2015	A	Gifted Education Funding	03	001	3110	0000	000000	000	5,191.91
067186	0007	05/22/2015	A	Transportation	03	001	3110	0000	000000	000	24,153.24
067186	0008	05/22/2015	A	Special Education Funding	03	001	3110	0000	000000	000	34,902.41
067186	0010	05/22/2015	A	Preschool Special Educ Funding	03	001	3110	0000	000000	000	5,313.44

STATUS (STS) CODES:

A-RECEIPT B-REFUND OF RECEIPT V-VOID REFUND OF RECEIPT X-REDUCTION OF EXPENDITURE  
 C-APPROPRIATION OR BUDGET MODIFICATIONS D-EXPENSE/SUPPLIES DISTRIBUTION F-FUND TO FUND TRANSFER

DATE: 06/02/2015  
TIME: 10:28

LEXINGTON LOCAL SCHOOLS  
TRANS. BY FUND/RCPT, ALL FUNDS  
DATES 05/01/2015 THRU 05/31/2015  
SORTED BY TRANSACTION DATE

PAGE: 3  
(RECLD)

TRANS NO	ITEM NO	TRANS DATE	STS	DESCRIPTION OR SOURCE	TI	FUND	RCPT	SPCC	SUBJ	OPU	TRANS AMOUNT
067186	0011	05/22/2015	A	Special Educ Transportation	03	001	3110	0000	000000	000	2,031.16
067186	0020	05/22/2015	A	JV04 In Lieu of Transportation	03	001	3110	0000	000000	000	1,308.35
RCPT CODE SUB-TOTAL:											792,045.17
067132	0004	05/08/2015	A	Economic Disadvanted Funding	03	001	3211	0000	000000	000	470.29-
067186	0004	05/22/2015	A	Economic Disadvanted Funding	03	001	3211	0000	000000	000	485.12-
RCPT CODE SUB-TOTAL:											935.41-
067132	0009	05/08/2015	A	Career Tech Education Funding	03	001	3219	0000	000000	000	368.08
067186	0009	05/22/2015	A	Career Tech Education Funding	03	001	3219	0000	000000	000	368.07
RCPT CODE SUB-TOTAL:											736.15
067215	0001	05/28/2015	A	E-Rate payment	03	001	5300	0000	000000	000	16,707.22
RCPT CODE SUB-TOTAL:											16,707.22
FUND CODE SUB-TOTAL:											820,918.78
067139	0003	05/12/2015	A	MH Tax - Richland Perm Imp	03	003	1111	0000	000000	000	251.84
RCPT CODE SUB-TOTAL:											251.84
067189	0001	05/27/2015	A	TPP Fixed Rate Non-Oper Reimb	03	003	3135	0000	000000	000	11,040.58
RCPT CODE SUB-TOTAL:											11,040.58
FUND CODE SUB-TOTAL:											11,292.42
067234	0005	05/29/2015	A	Richland Bank May Interest	03	006	1410	0000	000000	000	2.44
RCPT CODE SUB-TOTAL:											2.44
067120	0026	05/01/2015	A	HS Breakfast	03	006	1511	0000	000000	100	50.55
067120	0027	05/01/2015	A	Jr. Hi Breakfast	03	006	1511	0000	000000	200	10.50
067120	0028	05/01/2015	A	Eastern Breakfast	03	006	1511	0000	000000	300	8.10
067120	0029	05/01/2015	A	Central Breakfast	03	006	1511	0000	000000	400	12.80
067120	0030	05/01/2015	A	Western Breakfast	03	006	1511	0000	000000	500	6.00
067213	0026	05/08/2015	A	HS Breakfast	03	006	1511	0000	000000	100	186.80
067213	0027	05/08/2015	A	Jr. Hi Breakfast	03	006	1511	0000	000000	200	35.90

STATUS (STS) CODES:

A-RECEIPT B-REFUND OF RECEIPT V-VOID REFUND OF RECEIPT X-REDUCTION OF EXPENDITURE  
C-APPROPRIATION OR BUDGET MODIFICATIONS D-EXPENSE/SUPPLIES DISTRIBUTION F-FUND TO FUND TRANSFER

20



TRANS NO	ITEM NO	TRANS DATE	STS	DESCRIPTION OR SOURCE	TI	FUND	RCPT	SPCC	SUBJ	QTY	TRANS AMOUNT
067213	0028	05/08/2015	A	Eastern Breakfast	03	006	1511	0000	000000	300	45.45
067213	0029	05/08/2015	A	Central Breakfast	03	006	1511	0000	000000	400	54.20
067213	0030	05/08/2015	A	Western Breakfast	03	006	1511	0000	000000	500	30.00
067214	0026	05/15/2015	A	HS Breakfast	03	006	1511	0000	000000	100	203.85
067214	0027	05/15/2015	A	Jr. Hi Breakfast	03	006	1511	0000	000000	200	33.45
067214	0028	05/15/2015	A	Eastern Breakfast	03	006	1511	0000	000000	300	40.70
067214	0029	05/15/2015	A	Central Breakfast	03	006	1511	0000	000000	400	47.10
067214	0030	05/15/2015	A	Western Breakfast	03	006	1511	0000	000000	500	26.85
067223	0026	05/22/2015	A	HS Breakfast	03	006	1511	0000	000000	100	188.90
067223	0027	05/22/2015	A	Jr. Hi Breakfast	03	006	1511	0000	000000	200	30.55
067223	0028	05/22/2015	A	Eastern Breakfast	03	006	1511	0000	000000	300	38.55
067223	0029	05/22/2015	A	Central Breakfast	03	006	1511	0000	000000	400	48.90
067223	0030	05/22/2015	A	Western Breakfast	03	006	1511	0000	000000	500	19.65
067230	0026	05/29/2015	A	HS Breakfast	03	006	1511	0000	000000	100	180.70
067230	0027	05/29/2015	A	Jr. Hi Breakfast	03	006	1511	0000	000000	200	24.20
067230	0028	05/29/2015	A	Eastern Breakfast	03	006	1511	0000	000000	300	21.75
067230	0029	05/29/2015	A	Central Breakfast	03	006	1511	0000	000000	400	42.30
067230	0030	05/29/2015	A	Western Breakfast	03	006	1511	0000	000000	500	14.10
RCPT CODE SUB-TOTAL:											1,401.75
067120	0001	05/01/2015	A	HS Stu. Type A	03	006	1512	0000	000000	100	732.50
067120	0005	05/01/2015	A	HS ROA Stu. Type A	03	006	1512	0000	000000	100	217.25-
067120	0006	05/01/2015	A	Jr Hi Stu. Type A	03	006	1512	0000	000000	200	275.40
067120	0010	05/01/2015	A	Jr. Hi ROA Stu Type A	03	006	1512	0000	000000	200	162.40-
067120	0011	05/01/2015	A	Eastern Stu. Type A	03	006	1512	0000	000000	300	256.70
067120	0015	05/01/2015	A	Eastern ROA Stu. Type A	03	006	1512	0000	000000	300	114.35-
067120	0016	05/01/2015	A	Central Stu. Type A	03	006	1512	0000	000000	400	218.15
067120	0020	05/01/2015	A	Central ROA Stu. Type A	03	006	1512	0000	000000	400	37.50
067120	0021	05/01/2015	A	Western Stu. Type A	03	006	1512	0000	000000	500	177.65
067120	0025	05/01/2015	A	Western ROA Stu. Type A	03	006	1512	0000	000000	500	162.90-
067213	0001	05/08/2015	A	HS Stu. Type A	03	006	1512	0000	000000	100	3,807.80
067213	0005	05/08/2015	A	HS ROA Stu. Type A	03	006	1512	0000	000000	100	1,429.95-
067213	0006	05/08/2015	A	Jr Hi Stu. Type A	03	006	1512	0000	000000	200	1,419.90
067213	0010	05/08/2015	A	Jr. Hi ROA Stu Type A	03	006	1512	0000	000000	200	520.15-
067213	0011	05/08/2015	A	Eastern Stu. Type A	03	006	1512	0000	000000	300	1,297.25
067213	0015	05/08/2015	A	Eastern ROA Stu. Type A	03	006	1512	0000	000000	300	439.93-
067213	0016	05/08/2015	A	Central Stu. Type A	03	006	1512	0000	000000	400	1,169.40
067213	0020	05/08/2015	A	Central ROA Stu. Type A	03	006	1512	0000	000000	400	436.82-
067213	0021	05/08/2015	A	Western Stu. Type A	03	006	1512	0000	000000	500	918.05
067213	0025	05/08/2015	A	Western ROA Stu. Type A	03	006	1512	0000	000000	500	429.85-
067133	0001	05/14/2015	B	LUNCH ACCT REFUND-ALICIA	03	006	1512	0000	000000	400	50.00-
067135	0001	05/14/2015	B	LUNCH ACCT REFUND-AALIYAH	03	006	1512	0000	000000	400	199.56-
067138	0001	05/14/2015	B	LUNCH ACCT REFUND- KINZI	03	006	1512	0000	000000	100	26.65-

STATUS (STS) CODES:

A-RECEIPT B-REFUND OF RECEIPT V-VOID REFUND OF RECEIPT X-REDUCTION OF EXPENDITURE  
 C-APPROPRIATION OR BUDGET MODIFICATIONS D-EXPENSE/SUPPLIES DISTRIBUTION F-FUND TO FUND TRANSFER

TRANS NO	ITEM NO	TRANS DATE	STS	DESCRIPTION OR SOURCE	TI	FUND	RCPT	SPCC	SUBJ	QPU	TRANS AMOUNT
067214	0001	05/15/2015	A	HS Stu. Type A	03	006	1512	0000	000000	100	3,562.75
067214	0005	05/15/2015	A	HS ROA Stu. Type A	03	006	1512	0000	000000	100	1,796.90-
067214	0006	05/15/2015	A	Jr Hi Stu. Type A	03	006	1512	0000	000000	200	1,726.40
067214	0010	05/15/2015	A	Jr. Hi ROA Stu Type A	03	006	1512	0000	000000	200	147.85-
067214	0011	05/15/2015	A	Eastern Stu. Type A	03	006	1512	0000	000000	300	1,364.10
067214	0015	05/15/2015	A	Eastern ROA Stu. Type A	03	006	1512	0000	000000	300	445.54-
067214	0016	05/15/2015	A	Central Stu. Type A	03	006	1512	0000	000000	400	1,297.10
067214	0020	05/15/2015	A	Central ROA Stu. Type A	03	006	1512	0000	000000	400	381.81-
067214	0021	05/15/2015	A	Western Stu. Type A	03	006	1512	0000	000000	500	937.30
067214	0025	05/15/2015	A	Western ROA Stu. Type A	03	006	1512	0000	000000	500	403.77-
067223	0001	05/22/2015	A	HS Stu. Type A	03	006	1512	0000	000000	100	3,643.80
067223	0005	05/22/2015	A	HS ROA Stu. Type A	03	006	1512	0000	000000	100	1,209.30-
067223	0006	05/22/2015	A	Jr Hi Stu. Type A	03	006	1512	0000	000000	200	1,482.30
067223	0010	05/22/2015	A	Jr. Hi ROA Stu Type A	03	006	1512	0000	000000	200	790.65-
067223	0011	05/22/2015	A	Eastern Stu. Type A	03	006	1512	0000	000000	300	1,364.00
067223	0015	05/22/2015	A	Eastern ROA Stu. Type A	03	006	1512	0000	000000	300	677.89-
067223	0016	05/22/2015	A	Central Stu. Type A	03	006	1512	0000	000000	400	1,095.55
067223	0020	05/22/2015	A	Central ROA Stu. Type A	03	006	1512	0000	000000	400	538.18-
067223	0021	05/22/2015	A	Western Stu. Type A	03	006	1512	0000	000000	500	918.85
067223	0025	05/22/2015	A	Western ROA Stu. Type A	03	006	1512	0000	000000	500	150.90-
067230	0001	05/29/2015	A	HS Stu. Type A	03	006	1512	0000	000000	100	2,120.45
067230	0005	05/29/2015	A	HS ROA Stu. Type A	03	006	1512	0000	000000	100	447.50-
067230	0006	05/29/2015	A	Jr Hi Stu. Type A	03	006	1512	0000	000000	200	1,093.40
067230	0010	05/29/2015	A	Jr. Hi ROA Stu Type A	03	006	1512	0000	000000	200	491.88-
067230	0011	05/29/2015	A	Eastern Stu. Type A	03	006	1512	0000	000000	300	1,065.30
067230	0015	05/29/2015	A	Eastern ROA Stu. Type A	03	006	1512	0000	000000	300	476.38-
067230	0016	05/29/2015	A	Central Stu. Type A	03	006	1512	0000	000000	400	951.55
067230	0020	05/29/2015	A	Central ROA Stu. Type A	03	006	1512	0000	000000	400	573.44-
067230	0021	05/29/2015	A	Western Stu. Type A	03	006	1512	0000	000000	500	723.50
067230	0025	05/29/2015	A	Western ROA Stu. Type A	03	006	1512	0000	000000	500	282.30-
067227	0006	05/31/2015	A	HS Lunch - Pay For It	03	006	1512	0000	000000	100	2,419.70
067227	0007	05/31/2015	A	Jr High Lunch - Pay For It	03	006	1512	0000	000000	200	1,285.85
067227	0008	05/31/2015	A	Eastern Lunch - Pay For It	03	006	1512	0000	000000	300	1,024.25
067227	0009	05/31/2015	A	Central Lunch - Pay For It	03	006	1512	0000	000000	400	1,320.20
067227	0010	05/31/2015	A	Western Lunch - Pay For It	03	006	1512	0000	000000	500	887.75
RCPT CODE SUB-TOTAL:											27,592.30
067120	0003	05/01/2015	A	HS Stu. Ala Carte	03	006	1513	0000	000000	100	406.95
067120	0008	05/01/2015	A	Jr. Hi Stu. Ala Carte	03	006	1513	0000	000000	200	151.50
067120	0013	05/01/2015	A	Eastern Stu. Ala Carte	03	006	1513	0000	000000	300	57.11
067120	0018	05/01/2015	A	Central Stu. Ala Carte	03	006	1513	0000	000000	400	37.25
067120	0023	05/01/2015	A	Western Stu. Ala Carte	03	006	1513	0000	000000	500	38.00
067213	0003	05/08/2015	A	HS Stu. Ala Carte	03	006	1513	0000	000000	100	2,034.70

STATUS (STS) CODES:

A-RECEIPT B-REFUND OF RECEIPT V-VOID REFUND OF RECEIPT X-REDUCTION OF EXPENDITURE  
 C-APPROPRIATION OR BUDGET MODIFICATIONS D-EXPENSE/SUPPLIES DISTRIBUTION F-FUND TO FUND TRANSFER

*JD*

TRANS NO	ITEM NO	TRANS DATE	STS	DESCRIPTION OR SOURCE	TI	FUND	RCPT	SPCC	SUBJ	QTY	TRANS AMOUNT
067213	0008	05/08/2015	A	Jr. Hi Stu. Ala Carte	03	006	1513	0000	000000	200	724.50
067213	0013	05/08/2015	A	Eastern Stu. Ala Carte	03	006	1513	0000	000000	300	257.25
067213	0018	05/08/2015	A	Central Stu. Ala Carte	03	006	1513	0000	000000	400	174.00
067213	0023	05/08/2015	A	Western Stu. Ala Carte	03	006	1513	0000	000000	500	167.75
067214	0003	05/15/2015	A	HS Stu. Ala Carte	03	006	1513	0000	000000	100	1,974.00
067214	0008	05/15/2015	A	Jr. Hi Stu. Ala Carte	03	006	1513	0000	000000	200	637.00
067214	0013	05/15/2015	A	Eastern Stu. Ala Carte	03	006	1513	0000	000000	300	264.75
067214	0018	05/15/2015	A	Central Stu. Ala Carte	03	006	1513	0000	000000	400	166.50
067214	0023	05/15/2015	A	Western Stu. Ala Carte	03	006	1513	0000	000000	500	147.50
067223	0003	05/22/2015	A	HS Stu. Ala Carte	03	006	1513	0000	000000	100	1,940.15
067223	0008	05/22/2015	A	Jr. Hi Stu. Ala Carte	03	006	1513	0000	000000	200	795.35
067223	0013	05/22/2015	A	Eastern Stu. Ala Carte	03	006	1513	0000	000000	300	266.75
067223	0018	05/22/2015	A	Central Stu. Ala Carte	03	006	1513	0000	000000	400	151.75
067223	0023	05/22/2015	A	Western Stu. Ala Carte	03	006	1513	0000	000000	500	157.50
067230	0003	05/29/2015	A	HS Stu. Ala Carte	03	006	1513	0000	000000	100	1,074.10
067230	0008	05/29/2015	A	Jr. Hi Stu. Ala Carte	03	006	1513	0000	000000	200	522.29
067230	0013	05/29/2015	A	Eastern Stu. Ala Carte	03	006	1513	0000	000000	300	204.45
067230	0018	05/29/2015	A	Central Stu. Ala Carte	03	006	1513	0000	000000	400	125.75
067230	0023	05/29/2015	A	Western Stu. Ala Carte	03	006	1513	0000	000000	500	207.20

RCPT CODE SUB-TOTAL: 12,484.05

067120	0002	05/01/2015	A	HS Stu. Milk	03	006	1514	0000	000000	100	7.50
067120	0007	05/01/2015	A	Jr. Hi. Stu Milk	03	006	1514	0000	000000	200	5.50
067120	0012	05/01/2015	A	Eastern Stu. Milk	03	006	1514	0000	000000	300	1.00
067120	0017	05/01/2015	A	Central Stu. Milk	03	006	1514	0000	000000	400	2.00
067120	0022	05/01/2015	A	Western Stu. Milk	03	006	1514	0000	000000	500	2.50
067213	0002	05/08/2015	A	HS Stu. Milk	03	006	1514	0000	000000	100	29.00
067213	0007	05/08/2015	A	Jr. Hi. Stu Milk	03	006	1514	0000	000000	200	35.00
067213	0012	05/08/2015	A	Eastern Stu. Milk	03	006	1514	0000	000000	300	6.00
067213	0017	05/08/2015	A	Central Stu. Milk	03	006	1514	0000	000000	400	10.00
067213	0022	05/08/2015	A	Western Stu. Milk	03	006	1514	0000	000000	500	27.00
067214	0002	05/15/2015	A	HS Stu. Milk	03	006	1514	0000	000000	100	25.00
067214	0007	05/15/2015	A	Jr. Hi. Stu Milk	03	006	1514	0000	000000	200	17.50
067214	0012	05/15/2015	A	Eastern Stu. Milk	03	006	1514	0000	000000	300	7.00
067214	0017	05/15/2015	A	Central Stu. Milk	03	006	1514	0000	000000	400	6.00
067214	0022	05/15/2015	A	Western Stu. Milk	03	006	1514	0000	000000	500	19.50
067223	0002	05/22/2015	A	HS Stu. Milk	03	006	1514	0000	000000	100	23.00
067223	0007	05/22/2015	A	Jr. Hi. Stu Milk	03	006	1514	0000	000000	200	21.00
067223	0012	05/22/2015	A	Eastern Stu. Milk	03	006	1514	0000	000000	300	3.00
067223	0017	05/22/2015	A	Central Stu. Milk	03	006	1514	0000	000000	400	9.00
067223	0022	05/22/2015	A	Western Stu. Milk	03	006	1514	0000	000000	500	18.00
067230	0002	05/29/2015	A	HS Stu. Milk	03	006	1514	0000	000000	100	15.50
067230	0007	05/29/2015	A	Jr. Hi. Stu Milk	03	006	1514	0000	000000	200	31.50

STATUS (STS) CODES:

A-RECEIPT B-REFUND OF RECEIPT V-VOID REFUND OF RECEIPT X-REDUCTION OF EXPENDITURE  
 C-APPROPRIATION OR BUDGET MODIFICATIONS D-EXPENSE/SUPPLIES DISTRIBUTION F-FUND TO FUND TRANSFER

TRANS NO	ITEM NO	TRANS DATE	STS	DESCRIPTION OR SOURCE	TI	FUND	RCPT	SPCC	SUBJ	QTY	TRANS AMOUNT
067230	0012	05/29/2015	A	Eastern Stu. Milk	03	006	1514	0000	000000	300	4.00
067230	0017	05/29/2015	A	Central Stu. Milk	03	006	1514	0000	000000	400	9.50
067230	0022	05/29/2015	A	Western Stu. Milk	03	006	1514	0000	000000	500	16.00
RCPT CODE SUB-TOTAL:											351.00
067120	0004	05/01/2015	A	HS Adult Ala Carte	03	006	1523	0000	000000	100	180.75
067120	0009	05/01/2015	A	Jr. Hi Adult Ala Carte	03	006	1523	0000	000000	200	10.50
067120	0014	05/01/2015	A	Eastern Adult Ala Carte	03	006	1523	0000	000000	300	10.25
067120	0019	05/01/2015	A	Central Adult Ala Carte	03	006	1523	0000	000000	400	0.00
067120	0024	05/01/2015	A	Western Adult Ala Carte	03	006	1523	0000	000000	500	0.00
067213	0004	05/08/2015	A	HS Adult Ala Carte	03	006	1523	0000	000000	100	111.60
067213	0009	05/08/2015	A	Jr. Hi Adult Ala Carte	03	006	1523	0000	000000	200	51.30
067213	0014	05/08/2015	A	Eastern Adult Ala Carte	03	006	1523	0000	000000	300	30.15
067213	0019	05/08/2015	A	Central Adult Ala Carte	03	006	1523	0000	000000	400	60.05
067213	0024	05/08/2015	A	Western Adult Ala Carte	03	006	1523	0000	000000	500	11.00
067214	0004	05/15/2015	A	HS Adult Ala Carte	03	006	1523	0000	000000	100	153.90
067214	0009	05/15/2015	A	Jr. Hi Adult Ala Carte	03	006	1523	0000	000000	200	74.50
067214	0014	05/15/2015	A	Eastern Adult Ala Carte	03	006	1523	0000	000000	300	35.00
067214	0019	05/15/2015	A	Central Adult Ala Carte	03	006	1523	0000	000000	400	32.50
067214	0024	05/15/2015	A	Western Adult Ala Carte	03	006	1523	0000	000000	500	13.00
067223	0004	05/22/2015	A	HS Adult Ala Carte	03	006	1523	0000	000000	100	223.70
067223	0009	05/22/2015	A	Jr. Hi Adult Ala Carte	03	006	1523	0000	000000	200	53.05
067223	0014	05/22/2015	A	Eastern Adult Ala Carte	03	006	1523	0000	000000	300	45.15
067223	0019	05/22/2015	A	Central Adult Ala Carte	03	006	1523	0000	000000	400	35.50
067223	0024	05/22/2015	A	Western Adult Ala Carte	03	006	1523	0000	000000	500	6.50
067230	0004	05/29/2015	A	HS Adult Ala Carte	03	006	1523	0000	000000	100	61.30
067230	0009	05/29/2015	A	Jr. Hi Adult Ala Carte	03	006	1523	0000	000000	200	38.00
067230	0014	05/29/2015	A	Eastern Adult Ala Carte	03	006	1523	0000	000000	300	53.10
067230	0019	05/29/2015	A	Central Adult Ala Carte	03	006	1523	0000	000000	400	39.75
067230	0024	05/29/2015	A	Western Adult Ala Carte	03	006	1523	0000	000000	500	86.00
RCPT CODE SUB-TOTAL:											1,416.55
067179	0001	05/18/2015	A	Coke Commission Food Service	03	006	1851	0000	000000	000	365.74
RCPT CODE SUB-TOTAL:											365.74
067110	0001	05/01/2015	A	Preschool Snacks	03	006	1890	0000	000000	000	344.90
067231	0001	05/29/2015	A	PreSchool Snacks	03	006	1890	0000	000000	000	354.50
RCPT CODE SUB-TOTAL:											699.40
067222	0001	05/28/2015	A	State Reimbursement Breakfast	03	006	3200	0000	000000	000	141.72

STATUS (STS) CODES:  
 A-RECEIPT B-REFUND OF RECEIPT V-VOID REFUND OF RECEIPT X-REDUCTION OF EXPENDITURE  
 C-APPROPRIATION OR BUDGET MODIFICATIONS D-EXPENSE/SUPPLIES DISTRIBUTION F-FUND TO FUND TRANSFER

TRANS NO	ITEM NO	TRANS DATE	STS DESCRIPTION OR SOURCE	TI FUND	RCPT	SPCC	SUBJ	OPU	TRANS AMOUNT
RCPT CODE SUB-TOTAL:									141.72
067221	0001	05/29/2015	A Federal Reimb Lunch High	03	006	4120	0000	000000 100	8,421.82
067221	0002	05/29/2015	A Federal Reimb Lunch Jr High	03	006	4120	0000	000000 200	5,374.76
067221	0003	05/29/2015	A Federal Reimb Lunch Central	03	006	4120	0000	000000 400	5,922.74
067221	0004	05/29/2015	A Federal Reimb Lunch East	03	006	4120	0000	000000 300	6,126.74
067221	0005	05/29/2015	A Federal Reimb Lunch Western	03	006	4120	0000	000000 500	4,042.30
067221	0006	05/29/2015	A Fed Reimb Breakfast - High	03	006	4120	0000	000000 100	550.40
067221	0007	05/29/2015	A Federal Reimb Breakfast - Jr H	03	006	4120	0000	000000 200	442.28
067221	0008	05/29/2015	A Federal Reimb Break - Central	03	006	4120	0000	000000 400	879.57
067221	0009	05/29/2015	A Federal Reimb Break - East	03	006	4120	0000	000000 300	603.79
067221	0010	05/29/2015	A Federal Reimb Break - Western	03	006	4120	0000	000000 500	917.36
067221	0011	05/29/2015	A Preschool Milk - Western	03	006	4120	1280	000000 500	100.74
RCPT CODE SUB-TOTAL:									33,382.50
FUND CODE SUB-TOTAL:									78,037.45
067234	0003	05/29/2015	A Richland Bank May Interest	03	007	1410	9900	000000 000	2.14
RCPT CODE SUB-TOTAL:									2.14
FUND CODE SUB-TOTAL:									2.14
067234	0004	05/29/2015	A Richland Bank May Interest	03	007	1410	9901	000000 000	0.31
RCPT CODE SUB-TOTAL:									0.31
FUND CODE SUB-TOTAL:									0.31
067121	0001	05/06/2015	A Ohio Pyle	03	018	1690	9100	000000 000	17.34
067123	0001	05/06/2015	A AP Exams	03	018	1690	9100	000000 000	82.00
067134	0001	05/14/2015	B AP CALE TEST REFUND DAYLIN WIL	03	018	1690	9100	000000 000	82.00-
067143	0001	05/21/2015	B AP EXAM REFUND-CHLOE	03	018	1690	9100	000000 000	67.00-
067144	0001	05/21/2015	B AP EXAM REFUND- ANDREW	03	018	1690	9100	000000 000	67.00-
067145	0001	05/21/2015	B AP EXAM REFUND- ABIGAIL	03	018	1690	9100	000000 000	67.00-
067146	0001	05/21/2015	B AP EXAM REFUND- CELEST	03	018	1690	9100	000000 000	67.00-
067147	0001	05/21/2015	B AP EXAM REFUND-SPENCER	03	018	1690	9100	000000 000	67.00-
067148	0001	05/21/2015	B AP EXAMS REFUND- MATTHEW	03	018	1690	9100	000000 000	201.00-
067149	0001	05/21/2015	B AP EXAM REFUND	03	018	1690	9100	000000 000	67.00-

STATUS (STS) CODES:

A-RECEIPT B-REFUND OF RECEIPT V-VOID REFUND OF RECEIPT X-REDUCTION OF EXPENDITURE  
 C-APPROPRIATION OR BUDGET MODIFICATIONS D-EXPENSE/SUPPLIES DISTRIBUTION F-FUND TO FUND TRANSFER

25

TRANS NO	ITEM NO	TRANS DATE	STS	DESCRIPTION OR SOURCE	TI	FUND	RCPT	SPEC	SUBJ	OFU	TRANS AMOUNT
067150	0001	05/21/2015	B	AP EXAM REFUND- ANDREW	03	018	1690	9100	000000	000	67.00-
067151	0001	05/21/2015	B	AP EXAM REFUND-CASEY	03	018	1690	9100	000000	000	67.00-
067212	0001	05/26/2015	A	Seniro Transcripts	03	018	1690	9100	000000	000	157.00
RCPT CODE SUB-TOTAL:											562.66-
FUND CODE SUB-TOTAL:											562.66-
067205	0002	05/12/2015	A	JH school fees	03	018	1620	9200	000000	000	35.40
RCPT CODE SUB-TOTAL:											35.40
067205	0001	05/12/2015	A	U of M Survey Payment	03	018	1690	9200	000000	000	750.00
067179	0002	05/18/2015	A	Coke Commission Jr High	03	018	1690	9200	000000	000	41.49
RCPT CODE SUB-TOTAL:											791.49
FUND CODE SUB-TOTAL:											826.89
067157	0001	05/11/2015	A	6th gr Promotion	03	018	1690	9300	000000	000	560.00
067179	0004	05/18/2015	A	Coke Commission East	03	018	1690	9300	000000	000	74.70
067219	0001	05/28/2015	A	PTO Donation - Promotion Activ	03	018	1690	9300	000000	000	100.00
RCPT CODE SUB-TOTAL:											734.70
FUND CODE SUB-TOTAL:											734.70
067112	0001	05/01/2015	A	Book Fair revenue	03	018	1690	9301	000000	300	1,290.78
067115	0001	05/04/2015	A	BookFair revenue	03	018	1690	9301	000000	300	209.19
RCPT CODE SUB-TOTAL:											1,499.97
FUND CODE SUB-TOTAL:											1,499.97
067108	0001	05/01/2015	A	Ohio Bird Sanc field trip	03	018	1630	9400	000000	000	16.00
067113	0001	05/04/2015	A	Ohio Bird Sanc field trip	03	018	1630	9400	000000	000	68.00
067159	0001	05/11/2015	A	1st Gr trip Bird Sanctuary	03	018	1630	9400	000000	000	28.00
067161	0002	05/12/2015	A	Central fees	03	018	1630	9400	000000	000	2.00
067172	0002	05/15/2015	A	Central fees	03	018	1630	9400	000000	000	6.00
067182	0002	05/19/2015	A	Central fees	03	018	1630	9400	000000	000	2.00

STATUS (STS) CODES:  
 A-RECEIPT B-REFUND OF RECEIPT V-VOID REFUND OF RECEIPT X-REDUCTION OF EXPENDITURE  
 C-APPROPRIATION OR BUDGET MODIFICATIONS D-EXPENSE/SUPPLIES DISTRIBUTION F-FUND TO FUND TRANSFER

TRANS NO	ITEM NO	TRANS DATE	STS	DESCRIPTION OR SOURCE	TI	FUND	RCPT	SPCC	SUBJ	OPU	TRANS AMOUNT
067197	0002	05/21/2015	A	Central fees	03	018	1630	9400	000000	000	52.00
067192	0002	05/22/2015	A	Central fees	03	018	1630	9400	000000	000	13.00
067210	0002	05/26/2015	A	Central fees	03	018	1630	9400	000000	000	4.00
067217	0002	05/27/2015	A	Central fees	03	018	1630	9400	000000	000	2.00
067233	0003	05/29/2015	A	School Fees Princ Acct	03	018	1630	9400	000000	000	2.00
RCPT CODE SUB-TOTAL:											195.00
FUND CODE SUB-TOTAL:											195.00
067192	0003	05/22/2015	A	Lost library book	03	018	1890	9401	000000	000	6.00
067210	0003	05/26/2015	A	Lost library books	03	018	1890	9401	000000	000	8.98
067233	0001	05/29/2015	A	Lost library book	03	018	1890	9401	000000	000	7.94
RCPT CODE SUB-TOTAL:											22.92
FUND CODE SUB-TOTAL:											22.92
067130	0001	05/06/2015	A	Central Art Fair Fundraiser re	03	018	1690	9402	000000	000	1,889.00
RCPT CODE SUB-TOTAL:											1,889.00
FUND CODE SUB-TOTAL:											1,889.00
067117	0002	05/05/2015	A	Western fees	03	018	1630	9500	000000	000	11.00
067142	0001	05/07/2015	A	Malabar Farm - 1st Grade Trip	03	018	1630	9500	000000	000	510.00
067160	0002	05/12/2015	A	Western fees	03	018	1630	9500	000000	000	11.00
067162	0001	05/12/2015	A	Malabar Farm - 1st Grade Trip	03	018	1630	9500	000000	000	12.00
067163	0001	05/13/2015	A	Malabar Farm - 1st Grade Trip	03	018	1630	9500	000000	000	6.00
067166	0001	05/13/2015	A	Lemonade Stand for Will Schaeef	03	018	1630	9500	000000	000	970.30
067168	0001	05/14/2015	A	1st Grade Program CDs	03	018	1630	9500	000000	000	95.00
067169	0001	05/14/2015	A	Lemonade Stand for Will Schaeef	03	018	1630	9500	000000	000	30.00
067170	0001	05/15/2015	A	1st Grade Program CDs	03	018	1630	9500	000000	000	40.00
067181	0001	05/19/2015	A	1st Grade Program CDs	03	018	1630	9500	000000	000	20.00
067203	0001	05/22/2015	A	1st Grade Program CDs	03	018	1630	9500	000000	000	5.00
067218	0002	05/28/2015	A	Western fees	03	018	1630	9500	000000	000	11.00
RCPT CODE SUB-TOTAL:											1,721.30
067179	0003	05/18/2015	A	Doke Commission Wester	03	018	1690	9500	000000	000	21.53
RCPT CODE SUB-TOTAL:											21.53
FUND CODE SUB-TOTAL:											1,742.83

STATUS (STS) CODES:

A-RECEIPT B-REFUND OF RECEIPT V-VOID REFUND OF RECEIPT X-REDUCTION OF EXPENDITURE  
 C-APPROPRIATION OR BUDGET MODIFICATIONS D-EXPENSE/SUPPLIES DISTRIBUTION F-FUND TO FUND TRANSFER



DATE: 06/02/2015  
TIME: 10:28

LEXINGTON LOCAL SCHOOLS  
TRANS. BY FUND/RCPT, ALL FUNDS  
DATES 05/01/2015 THRU 05/31/2015  
SORTED BY TRANSACTION DATE

PAGE: 11  
(RECELD)

TRANS NO	ITEM NO	TRANS DATE	STS DESCRIPTION OR SOURCE	TI	FUND	RCPT	SPCC	SUBT	OPU	TRANS AMOUNT	
067164	0001	05/13/2015	A Western Book Fair	03	018	1890	9501	000000	000	1,224.76	
										RCPT CODE SUB-TOTAL:	1,224.76
										FUND CODE SUB-TOTAL:	1,224.76
067165	0001	05/13/2015	A Western Art Fair Fundraiser	03	018	1690	9503	000000	000	1,474.00	
										RCPT CODE SUB-TOTAL:	1,474.00
										FUND CODE SUB-TOTAL:	1,474.00
067128	0001	05/07/2015	A JH Art Acad Boosters Grant	03	018	1820	9602	000000	200	500.00	
067128	0002	05/07/2015	A JH Science Acad Boosters Grant	03	018	1820	9602	000000	200	500.00	
										RCPT CODE SUB-TOTAL:	1,000.00
										FUND CODE SUB-TOTAL:	1,000.00
067127	0003	05/07/2015	A PTO Recycling-Central	03	019	1890	9121	000000	000	18.10	
067183	0003	05/21/2015	A PTO Recycling-Central	03	019	1890	9121	000000	000	5.18	
										RCPT CODE SUB-TOTAL:	23.28
										FUND CODE SUB-TOTAL:	23.28
067127	0001	05/07/2015	A PTO Recycling-Eastern	03	019	1890	9122	000000	000	18.10	
067183	0001	05/21/2015	A PTO Recycling-Eastern	03	019	1890	9122	000000	000	5.17	
										RCPT CODE SUB-TOTAL:	23.27
										FUND CODE SUB-TOTAL:	23.27
067127	0002	05/07/2015	A PTO Recycling-Western	03	019	1890	9123	000000	000	18.11	
067183	0002	05/21/2015	A PTO Recycling-Western	03	019	1890	9123	000000	000	5.18	
										RCPT CODE SUB-TOTAL:	23.29
										FUND CODE SUB-TOTAL:	23.29

STATUS (SYS) CODES:

A-RECEIPT B-REFUND OF RECEIPT V-VOID REFUND OF RECEIPT X-REDUCTION OF EXPENDITURE  
C-APPROPRIATION OR BUDGET MODIFICATIONS D-EXPENSE/SUPPLIES DISTRIBUTION F-FUND TO FUND TRANSFER

TRANS NO	ITEM NO	TRANS DATE	STS	DESCRIPTION OR SOURCE	TI	FUND	RCPT	SPCE	SUBJ	QFU	TRANS AMOUNT
067207	0001	05/13/2015	A	Girls Sectional Softball Tourn	03	022	1615	9601	000000	000	352.00
067206	0001	05/15/2015	A	Boys Sectional Baseball Tourn	03	022	1615	9601	000000	000	472.00
067232	0001	05/29/2015	A	Track Regional Tourn	03	022	1615	9601	000000	000	9,696.00
RCPT CODE SUB-TOTAL:											10,540.00
FUND CODE SUB-TOTAL:											10,540.00
067234	0002	05/29/2015	A	Richland Bank May Int. 024	03	024	1410	0000	000000	000	82.59
RCPT CODE SUB-TOTAL:											82.59
067177	0001	05/18/2015	A	Heck May Insurance	03	024	1872	0000	000000	000	1,553.35
067196	0001	05/26/2015	A	Sorrenti May Ins Pymt	03	024	1872	0000	000000	000	148.00
067235	0001	05/29/2015	A	Employees' Premiums May	03	024	1872	0000	000000	000	1,566.32
067224	0001	05/31/2015	A	Employees' Premiums May	03	024	1872	0000	000000	000	46,548.94
067225	0001	05/31/2015	A	Board's Premiums May	03	024	1872	0000	000000	000	266,540.87
RCPT CODE SUB-TOTAL:											316,357.48
FUND CODE SUB-TOTAL:											316,440.07
067191	0001	05/26/2015	A	Spanish Club T-shirt sales	03	200	1620	9107	000000	000	10.00
RCPT CODE SUB-TOTAL:											10.00
FUND CODE SUB-TOTAL:											10.00
067109	0001	05/01/2015	A	Leo club recycling	03	200	1690	9108	000000	000	285.24
067209	0001	05/26/2015	A	LEO Club recycling	03	200	1690	9108	000000	000	27.67
RCPT CODE SUB-TOTAL:											312.91
FUND CODE SUB-TOTAL:											312.91
067125	0001	05/06/2015	A	From Ticket Sales	03	200	1620	9114	000000	000	290.00
RCPT CODE SUB-TOTAL:											290.00
FUND CODE SUB-TOTAL:											290.00

STATUS (STS) CODES:

A-RECEIPT B-REFUND OF RECEIPT V-VOID REFUND OF RECEIPT X-REDUCTION OF EXPENDITURE  
 C-APPROPRIATION OR BUDGET MODIFICATIONS D-EXPENSE/SUPPLIES DISTRIBUTION F-FUND TO FUND TRANSFER

TRANS NO	ITEM NO	TRANS DATE	STS DESCRIPTION OR SOURCE	TI FUND	RCPT	SPCC	SUBJ	OFU	TRANS AMOUNT	
067152	0001	05/14/2015	A Yearbook AD Sales	03	200	1620	9119	000000 000	250.00	
067140	0002	05/21/2015	A Correct Acct - Yearbook Sales	03	200	1620	9119	000000 000	12,225.00	
067200	0001	05/22/2015	A HS Yearbook Sales	03	200	1620	9119	000000 000	330.00	
									RCPT CODE SUB-TOTAL:	12,805.00
067140	0001	05/21/2015	A Correct Acct - Yearbook Sales	03	200	1690	9119	000000 000	12,225.00-	
									RCPT CODE SUB-TOTAL:	12,225.00-
									FUND CODE SUB-TOTAL:	580.00
067201	0001	05/22/2015	A JH Student Council Spring Danc	03	200	1620	9204	000000 000	204.00	
									RCPT CODE SUB-TOTAL:	204.00
									FUND CODE SUB-TOTAL:	204.00
067190	0001	05/24/2015	A Popcorn and Popsicle Sales	03	200	1630	9301	000000 000	259.07	
									RCPT CODE SUB-TOTAL:	259.07
									FUND CODE SUB-TOTAL:	259.07
067174	0001	05/15/2015	A JH PE Vending	03	300	1620	9206	000000 000	264.00	
067141	0002	05/21/2015	A Correct Acct - JH PE Vending	03	300	1620	9206	000000 000	2,199.00	
									RCPT CODE SUB-TOTAL:	2,463.00
067141	0001	05/21/2015	A Correct Acct - JH PE Vending	03	300	1690	9206	000000 000	2,199.00-	
									RCPT CODE SUB-TOTAL:	2,199.00-
									FUND CODE SUB-TOTAL:	264.00
067129	0001	05/07/2015	A JH OCC Track Adm 5/6	03	300	1610	9600	000000 719	1,658.00	
									RCPT CODE SUB-TOTAL:	1,658.00
067119	0001	05/05/2015	A Dist Tourn Reimb- Mansf	03	300	1690	9600	000000 000	1,259.07	

STATUS (STS) CODES:

A-RECEIPT B-REFUND OF RECEIPT V-VOID REFUND OF RECEIPT X-REDUCTION OF EXPENDITURE  
 C-APPROPRIATION OR BUDGET MODIFICATIONS D-EXPENSE/SUPPLIES DISTRIBUTION F-FUND TO FUND TRANSFER

TRANS NO	ITEM NO	TRANS DATE	STS	DESCRIPTION OR SOURCE	TI	FUND	RCPT	SPCC	SUBJ	DFU	TRANS AMOUNT
067228	0001	05/11/2015	A	Willard Tourn Exp reimb	03	300	1690	9600	000000	000	127.09
067229	0001	05/19/2015	A	MVDAB Sp Tourn Exp reimb	03	300	1690	9600	000000	000	58.00
067208	0001	05/21/2015	A	Spring 2015 Poster Ad Sales	03	300	1690	9600	000000	000	200.00
RCPT CODE SUB-TOTAL:											1,644.16
067171	0001	05/15/2015	A	Boys Tennis Invit entry fee	03	300	1890	9600	000000	711	125.00
RCPT CODE SUB-TOTAL:											125.00
FUND CODE SUB-TOTAL:											3,427.16
067118	0001	05/05/2015	A	1st Gr Music Program donations	03	300	1690	9603	000000	000	118.00
RCPT CODE SUB-TOTAL:											118.00
FUND CODE SUB-TOTAL:											118.00
067216	0001	05/28/2015	A	IDEA-B Revenue	03	516	4220	9015	000000	000	12,500.00
RCPT CODE SUB-TOTAL:											12,500.00
FUND CODE SUB-TOTAL:											12,500.00
067187	0001	05/22/2015	A	Title I Revenue	03	572	4220	9015	000000	000	26,393.66
RCPT CODE SUB-TOTAL:											26,393.66
FUND CODE SUB-TOTAL:											26,393.66
067188	0001	05/22/2015	A	Title II-A Revenue	03	590	4220	9015	000000	000	2,372.54
RCPT CODE SUB-TOTAL:											2,372.54
FUND CODE SUB-TOTAL:											2,372.54
GRAND TOTAL:											1,294,079.76

STATUS (STS) CODES:

A-RECEIPT B-REFUND OF RECEIPT V-VOID REFUND OF RECEIPT X-REDUCTION OF EXPENDITURE  
 C-APPROPRIATION OR BUDGET MODIFICATIONS D-EXPENSE/SUPPLIES DISTRIBUTION F-FUND TO FUND TRANSFER

	FYTD Receivable	FYTD Actual Receipts	MTD Actual Receipts	YTD Actual Receipts	FYTD Balance Receivable	FYTD Percent Received
*****TOTAL FOR FUND-ACC 001 0000 (GENERAL FUND):	22,373,945.00	21,665,641.22	820,918.78	10,641,965.57	708,303.78	96.83
*****TOTAL FOR FUND-ACC 001 9412 (GENERAL BUDGET RESERVE SET-ASIDE-1Z/BMC):	0.00	0.00	0.00	0.00	0.00	0.00
*****TOTAL FOR FUND-ACC 001 9800 (FINGERPRINT PAYMENT CLEARING ACCOUNT):	0.00	0.00	0.00	0.00	0.00	0.00
*****TOTAL FOR FUND-ACC 002 0000 (BOND RETIREMENT FUND):	0.00	0.00	0.00	0.00	0.00	0.00
*****TOTAL FOR FUND-ACC 003 0000 (PERMANENT IMPROVEMENT FUND):	600,000.00	660,613.99	11,272.42	343,489.92	60,613.99	110.10
*****TOTAL FOR FUND-ACC 006 0000 (FOOD SERVICE FUND):	805,246.00	694,866.48	78,037.45	365,049.07	110,379.52	86.29
*****TOTAL FOR FUND-ACC 007 9003 (FRAN & WARREN RUPP SCHOLARSHIP):	0.00	0.00	0.00	0.00	0.00	0.00
*****TOTAL FOR FUND-ACC 007 9800 (TERRY McCAMMON SCHOLARSHIP FUND):	200.00	516.74	2.14	8.15	316.74	258.37
*****TOTAL FOR FUND-ACC 007 9801 (MINUTEMAN ALUMNI SCHOLARSHIP FUND):	2.00	102.33	0.31	101.17	100.33	0.00
*****TOTAL FOR FUND-ACC 007 9999 (LEXINGTON SCHOOLS TRUST FUND):	0.00	0.00	0.00	0.00	0.00	0.00

\*\*\* NOTE!! ONLY ACTIVE ACCOUNTS HAVE BEEN SELECTED, TOTALS MAY EXCLUDE AMOUNTS THAT ARE RELATED TO INACTIVE ACCOUNTS. \*\*\*

LEXINGTON LOCAL SCHOOLS  
 Revenue Account Summary  
 SORTED BY FUND-SCC/ACCT

	FYTD Receivable	FYTD Actual Receipts	MTD Actual Receipts	YTD Actual Receipts	FYTD Balance Receivable	FYTD Percent Received
*****TOTAL FOR FUND-SCC 018 9100 (HIGH SCHOOL PRINCIPAL'S FUND):	15,884.00	14,927.82	562.66-	12,159.13	956.18	93.98
*****TOTAL FOR FUND-SCC 018 9200 (JUNIOR HIGH PRINCIPAL'S FUND):	7,957.00	9,049.33	826.89	1,152.12	1,092.33-	113.73
*****TOTAL FOR FUND-SCC 018 9300 (EASTERN PRINCIPAL'S FUND):	7,029.00	4,091.64	734.70	2,302.61	2,937.36	58.21
*****TOTAL FOR FUND-SCC 018 9301 (EASTERN ELEMENTARY BOOKFAIR/BOXTOPS FUND):	9,560.00	7,034.92	1,499.97	7,034.92	2,525.08	73.59
*****TOTAL FOR FUND-SCC 018 9400 (CENTRAL PRINCIPAL'S FUND):	5,754.00	3,052.50	195.00	1,201.13	2,701.50	53.05
*****TOTAL FOR FUND-SCC 018 9401 (CENTRAL ELEMENTARY BOOKFAIR FUND):	5,273.00	5,613.36	22.92	1,053.21	340.36-	106.45
*****TOTAL FOR FUND-SCC 018 9402 (CENTRAL ELEMENTARY ART):	0.00	2,139.00	1,889.00	2,139.00	2,139.00-	0.00
*****TOTAL FOR FUND-SCC 018 9500 (WESTERN PRINCIPAL'S FUND):	6,508.00	6,499.40	1,742.83	2,719.11	8.60	99.87
*****TOTAL FOR FUND-SCC 018 9501 (WESTERN ELEMENTARY BOOKFAIR/BOXTOPS FUND):	10,677.00	8,183.02	1,224.76	3,842.76	2,493.98	76.64
*****TOTAL FOR FUND-SCC 018 9502 (HIGH SCHOOL ACADEMIC BOOSTERS FUND):	0.00	0.00	0.00	0.00	0.00	0.00

\*\*\* NOTE!! ONLY ACTIVE ACCOUNTS HAVE BEEN SELECTED, TOTALS MAY EXCLUDE AMOUNTS THAT ARE RELATED TO INACTIVE ACCOUNTS. \*\*\*

	FYTD Receivable	FYTD Actual Receipts	MTD Actual Receipts	YTD Actual Receipts	FYTD Balance Receivable	FYTD Percent Received
*****TOTAL FOR FUND-SEC 018 9503 (WESTERN ELEMENTARY ART):	0.00	1,542.42	1,474.00	1,542.42	1,542.42-	0.00
*****TOTAL FOR FUND-SEC 018 9603 (JUNIOR HIGH ACADEMIC BOOSTERS FUND):	0.00	1,000.00	1,000.00	1,000.00	1,000.00-	0.00
*****TOTAL FOR FUND-SEC 018 9901 (JUNIOR HIGH TEACHER ADVISORY FUND):	0.00	0.00	0.00	0.00	0.00	0.00
*****TOTAL FOR FUND-SEC 019 9001 (ACADEMIC BOOSTERS GRANTS):	2,755.00	0.00	0.00	0.00	2,755.00	0.00
*****TOTAL FOR FUND-SEC 019 9121 (CENTRAL ELEMENTARY PTO GRANTS):	3,110.49	3,199.65	23.28	95.28	69.16-	102.87
*****TOTAL FOR FUND-SEC 019 9122 (EASTERN ELEMENTARY PTO GRANTS):	3,110.46	3,199.60	23.27	95.26	69.14-	102.87
*****TOTAL FOR FUND-SEC 019 9123 (WESTERN ELEMENTARY PTO GRANTS):	6,110.49	6,199.65	23.29	95.28	69.16-	101.46
*****TOTAL FOR FUND-SEC 019 9200 (RICHLAND COUNTY FOUNDATION GRANT PLAYGROUND):	71,760.27	71,760.27	0.00	0.00	0.00	100.00
*****TOTAL FOR FUND-SEC 019 9201 (RICHLAND COUNTY FOUNDATION GRANT CENTRAL PRID):	0.00	0.00	0.00	0.00	0.00	0.00
*****TOTAL FOR FUND-SEC 019 9202 (RICHLAND COUNTY FOUNDATION GRANT-HENSEL FY15 ):	584.05	584.05	0.00	0.00	0.00	100.00

\*\*\* NOTE!! ONLY ACTIVE ACCOUNTS HAVE BEEN SELECTED, TOTALS MAY EXCLUDE AMOUNTS THAT ARE RELATED TO INACTIVE ACCOUNTS. \*\*\*



	FYTD Receivable	FYTD Actual Receipts	MTD Actual Receipts	YTD Actual Receipts	FYTD Balance Receivable	FYTD Percent Received
*****TOTAL FOR FUND-SCC 019 9204 (RICHLAND COUNTY FOUNDATION GRANT-PELPHREY 15 ):	987.41	987.41	0.00	0.00	0.00	100.00
*****TOTAL FOR FUND-SCC 019 9303 (OHIO POWER GRANT (BERRY)):	0.00	0.00	0.00	0.00	0.00	0.00
*****TOTAL FOR FUND-SCC 019 9616 (WALMART TEACHER OF THE YEAR-DANIELLE SAVAGE):	0.00	0.00	0.00	0.00	0.00	0.00
*****TOTAL FOR FUND-SCC 022 9601 (OHSA TOWNSHIP AGENCY FUND):	59,854.48	37,435.76	10,540.00	31,419.98	22,418.72	62.54
*****TOTAL FOR FUND-SCC 024 0000 (EMPLOYEE BENEFITS FUND FOR MEDICAL/DENTAL):	3,308,520.00	3,110,594.46	316,440.07	1,583,114.55	197,925.54	94.02
*****TOTAL FOR FUND-SCC 200 9101 (HIGH SCHOOL ART CLUB):	0.00	0.00	0.00	0.00	0.00	0.00
*****TOTAL FOR FUND-SCC 200 9102 (HIGH SCHOOL DRAMA CLUB):	4,638.00	1,649.00	0.00	0.00	2,989.00	35.55
*****TOTAL FOR FUND-SCC 200 9103 (HIGH SCHOOL MATH CLUB):	100.00	0.00	0.00	0.00	100.00	0.00
*****TOTAL FOR FUND-SCC 200 9104 (HIGH SCHOOL LEADERSHIP COUNCIL):	0.00	400.00	0.00	400.00	400.00	0.00
*****TOTAL FOR FUND-SCC 200 9105 (HIGH SCHOOL FRENCH CLUB):	298.00	0.00	0.00	0.00	298.00	0.00

\*\*\* NOTE!! ONLY ACTIVE ACCOUNTS HAVE BEEN SELECTED, TOTALS MAY EXCLUDE AMOUNTS THAT ARE RELATED TO INACTIVE ACCOUNTS. \*\*\*

	FYTD Receivable	FYTD Actual Receipts	MTD Actual Receipts	YTD Actual Receipts	FYTD Balance Receivable	FYTD Percent Received
*****TOTAL FOR FUND-ACC 200 9107 (HIGH SCHOOL SPANISH CLUB):	505.00	665.00	10.00	280.00	160.00	131.68
*****TOTAL FOR FUND-ACC 200 9108 (HIGH SCHOOL LEO CLUB):	2,231.00	2,918.40	312.91	769.77	687.40	130.81
*****TOTAL FOR FUND-ACC 200 9114 (HIGH SCHOOL STUDENT COUNCIL FUND):	3,303.00	660.00	290.00	290.00	2,643.00	19.98
*****TOTAL FOR FUND-ACC 200 9115 (HIGH SCHOOL KEY CLUB):	1,494.00	914.94	0.00	574.94	579.06	61.24
*****TOTAL FOR FUND-ACC 200 9116 (HIGH SCHOOL CHESS CLUB):	205.00	205.00	0.00	0.00	0.00	100.00
*****TOTAL FOR FUND-ACC 200 9119 (HIGH SCHOOL YEARBOOK FUND):	13,710.00	14,485.00	580.00	2,980.00	775.00	105.65
*****TOTAL FOR FUND-ACC 200 9120 (HIGH SCHOOL JOURNALISM FUND):	467.00	0.00	0.00	0.00	467.00	0.00
*****TOTAL FOR FUND-ACC 200 9121 (HIGH SCHOOL NATIONAL HONOR SOCIETY):	3,192.00	700.00	0.00	0.00	2,492.00	21.93
*****TOTAL FOR FUND-ACC 200 9160 (HIGH SCHOOL GERMAN CLUB):	0.00	0.00	0.00	0.00	0.00	0.00
*****TOTAL FOR FUND-ACC 200 9201 (JUNIOR HIGH ART CLUB):	85.00	135.00	0.00	50.00	50.00	158.82

\*\*\* NOTE!! ONLY ACTIVE ACCOUNTS HAVE BEEN SELECTED, TOTALS MAY EXCLUDE AMOUNTS THAT ARE RELATED TO INACTIVE ACCOUNTS. \*\*\*

	FYTD Receivable	FYTD Actual Receipts	MTD Actual Receipts	YTD Actual Receipts	FYTD Balance Receivable	FYTD Percent Received
*****TOTAL FOR FUND-SCC 200 9204 (JUNIOR HIGH STUDENT COUNCIL FUND):	667.00	872.75	204.00	596.00	205.75-	130.85
*****TOTAL FOR FUND-SCC 200 9205 (JUNIOR HIGH LIBRARY CLUB):	0.00	0.00	0.00	0.00	0.00	0.00
*****TOTAL FOR FUND-SCC 200 9301 (EASTERN ELEMENTARY STUDENT ACTIVITY FUND):	1,086.00	1,063.61	259.07	1,063.61	22.39	97.94
*****TOTAL FOR FUND-SCC 200 9401 (CENTRAL ELEMENTARY STUDENT ACTIVITY FUND):	0.00	0.00	0.00	0.00	0.00	0.00
*****TOTAL FOR FUND-SCC 200 9611 (HIGH SCHOOL INFORMED TEENS FUND):	418.00	418.00	0.00	0.00	0.00	100.00
*****TOTAL FOR FUND-SCC 200 9612 (JUNIOR HIGH INFORMED TEENS FUND):	222.00	0.00	0.00	0.00	222.00	0.00
*****TOTAL FOR FUND-SCC 300 9015 (NETWORK CONNECTIVITY FY9015):	0.00	0.00	0.00	0.00	0.00	0.00
*****TOTAL FOR FUND-SCC 300 9106 (HIGH SCHOOL INTRAMURALS):	0.00	0.00	0.00	0.00	0.00	0.00
*****TOTAL FOR FUND-SCC 300 9115 (JAZZ BAND):	1,265.00	920.00	0.00	920.00	345.00	72.73
*****TOTAL FOR FUND-SCC 300 9116 (CHOIR):	28,962.00	29,311.40	0.00	120.00	249.40-	100.86

\*\*\* NOTE!! ONLY ACTIVE ACCOUNTS HAVE BEEN SELECTED, TOTALS MAY EXCLUDE AMOUNTS THAT ARE RELATED TO INACTIVE ACCOUNTS. \*\*\*

	FYTD Receivable	FYTD Actual Receipts	MTD Actual Receipts	YTD Actual Receipts	FYTD Balance Receivable	FYTD Percent Received
*****TOTAL FOR FUND-SCC 300 9206 (JUNIOR HIGH PHYS ED DEPARTMENT FUND):	6,000.00	2,463.00	264.00	1,514.00	3,537.00	41.05
*****TOTAL FOR FUND-SCC 300 9210 (JR HIGH INSTRUMENTAL):	0.00	0.00	0.00	0.00	0.00	0.00
*****TOTAL FOR FUND-SCC 300 9600 (ATHLETIC FUND):	200,000.00	196,151.51	3,427.16	42,459.80	3,848.49	98.08
*****TOTAL FOR FUND-SCC 300 9601 (ATHLETIC TOURNAMENT FUND):	0.00	0.00	0.00	0.00	0.00	0.00
*****TOTAL FOR FUND-SCC 300 9602 (ORCHESTRA):	0.00	0.00	0.00	0.00	0.00	0.00
*****TOTAL FOR FUND-SCC 300 9603 (ELEMENTARY MUSIC):	0.00	194.21	118.00	194.21	194.21	0.00
*****TOTAL FOR FUND-SCC 300 9605 (BAND):	0.00	0.00	0.00	0.00	0.00	0.00
*****TOTAL FOR FUND-SCC 451 9013 (NETWORK CONNECTIVITY - FY 2013):	0.00	0.00	0.00	0.00	0.00	0.00
*****TOTAL FOR FUND-SCC 451 9015 (Network Connectivity FY 2015):	9,000.00	9,000.00	0.00	4,500.00	0.00	100.00
*****TOTAL FOR FUND-SCC 506 9012 (RACE TO THE TOP GRANT FY12):	0.00	0.00	0.00	0.00	0.00	0.00

\*\*\* NOTE!! ONLY ACTIVE ACCOUNTS HAVE BEEN SELECTED, TOTALS MAY EXCLUDE AMOUNTS THAT ARE RELATED TO INACTIVE ACCOUNTS. \*\*\*

	FYTD Receivable	FYTD Actual Receipts	MTD Actual Receipts	YTD Actual Receipts	FYTD Balance Receivable	FYTD Percent Received
*****TOTAL FOR FUND-SCC 506 9013 (RACE TO THE TOP GRANT FY13):	0.00	0.00	0.00	0.00	0.00	0.00
*****TOTAL FOR FUND-SCC 506 9014 (RACE TO THE TOP GRANT FY14):	0.00	2,868.24-	0.00	0.00	2,868.24	0.00
*****TOTAL FOR FUND-SCC 506 9015 (RACE TO THE TOP GRANT FY15):	27,110.33	29,978.57	0.00	2,930.81	2,868.24-	110.58
*****TOTAL FOR FUND-SCC 506 9913 (OHIO RESIDENT EDUCATOR PROGRAM):	0.00	0.00	0.00	0.00	0.00	0.00
*****TOTAL FOR FUND-SCC 506 9914 (OHIO RESIDENT EDUCATOR PROGRAM):	0.00	0.00	0.00	0.00	0.00	0.00
*****TOTAL FOR FUND-SCC 516 9013 (IDEA-B SPECIAL EDUCATION FY13):	0.00	0.00	0.00	0.00	0.00	0.00
*****TOTAL FOR FUND-SCC 516 9014 (IDEA-B SPECIAL EDUCATION FY14):	160,806.17	26,015.57	0.00	0.00	134,790.60	16.18
*****TOTAL FOR FUND-SCC 516 9015 (IDEA-B SPECIAL EDUCATION FY15):	414,970.29	386,277.82	12,500.00	193,241.52	28,692.47	93.09
*****TOTAL FOR FUND-SCC 551 9013 (TITLE III LEP FY13):	0.00	0.00	0.00	0.00	0.00	0.00
*****TOTAL FOR FUND-SCC 572 9013 (TITLE I TARGETED ASSISTANCE FY13):	0.00	0.00	0.00	0.00	0.00	0.00

\*\*\* NOTE!! ONLY ACTIVE ACCOUNTS HAVE BEEN SELECTED, TOTALS MAY EXCLUDE AMOUNTS THAT ARE RELATED TO INACTIVE ACCOUNTS. \*\*\*

	FYTD Receivable	FYTD Actual Receipts	MTD Actual Receipts	YTD Actual Receipts	FYTD Balance Receivable	FYTD Percent Received
*****TOTAL FOR FUND-SOC 572 9014 (TITLE I FY14):	133,570.37	28,564.31	0.00	0.00	105,006.06	21.39
*****TOTAL FOR FUND-SOC 572 9015 (TITLE I FY15):	282,663.39	207,201.91	26,393.66	108,952.21	75,461.48	73.30
*****TOTAL FOR FUND-SOC 587 9015 (EARLY CHILDHOOD SPECIAL EDUCATION IDEA FY15):	2,462.44	872.17	0.00	0.00	1,590.27	35.42
*****TOTAL FOR FUND-SOC 590 9013 (TITLE II-A IMPROVING TEACHER QUALITY FY13):	0.00	0.00	0.00	0.00	0.00	0.00
*****TOTAL FOR FUND-SOC 590 9014 (TITLE II-A IMPROVING TEACHER QUALITY FY14):	0.00	0.00	0.00	0.00	0.00	0.00
*****TOTAL FOR FUND-SOC 590 9015 (TITLE II-A IMPROVING TEACHER QUALITY FY15):	46,310.82	46,311.32	2,372.54	24,049.04	0.50	100.00
*****TOTAL FOR FUND-SOC 599 9013 (NATIONAL SCHOOL LUNCH EXPANSION GRANT FY13):	0.00	0.00	0.00	0.00	0.00	0.00
*****GRAND TOTALS:	28,650,569.46	27,304,215.27	1,294,079.76	13,387,466.55	1,346,354.19	95.30

\*\*\* NOTE!! ONLY ACTIVE ACCOUNTS HAVE BEEN SELECTED, TOTALS MAY EXCLUDE AMOUNTS THAT ARE RELATED TO INACTIVE ACCOUNTS. \*\*\*

LEXINGTON LOCAL SCHOOLS  
 Appropriation Account Summary  
 SORTED BY FUND-SCC

	FYTD Expendable	FYTD Actual Expenditures	MTD Actual Expenditures	YTD Actual Expenditures	Current + Future Encumbrances	FYTD Remaining Balance	Percent Exp/Enc
*****TOTAL FOR FUND-SCC 001 0000 (GENERAL FUND):	21,678,467.99	18,667,201.48	1,683,359.57	8,692,384.56	425,026.88	2,586,239.63	88.07
*****TOTAL FOR FUND-SCC 001 9412 (GENERAL BUDGET RESERVE SET-ASIDE-1Z/BMC):	0.00	0.00	0.00	0.00	0.00	0.00	0.00
*****TOTAL FOR FUND-SCC 001 9800 (FINGERPRINT PAYMENT CLEARING ACCOUNT):	0.00	0.00	0.00	0.00	0.00	0.00	0.00
*****TOTAL FOR FUND-SCC 002 0000 (BOND RETIREMENT FUND):	0.00	0.00	0.00	0.00	0.00	0.00	0.00
*****TOTAL FOR FUND-SCC 003 0000 (PERMANENT IMPROVEMENT FUND):	783,066.94	761,429.39	2,221.26	78,965.20	11,387.53	10,250.02	98.69
*****TOTAL FOR FUND-SCC 006 0000 (FOOD SERVICE FUND):	803,098.00	680,222.02	65,405.12	304,050.92	70,866.49	54,009.49	93.29
*****TOTAL FOR FUND-SCC 007 9003 (FRAN & WARREN RUPP SCHOLARSHIP):	0.00	0.00	0.00	0.00	0.00	0.00	0.00
*****TOTAL FOR FUND-SCC 007 9800 (TERRY McCAMMON SCHOLARSHIP FUND):	2,000.00	500.00	0.00	500.00	0.00	1,500.00	25.00
*****TOTAL FOR FUND-SCC 007 9801 (MINUTEMAN ALUMNI SCHOLARSHIP FUND):	1,000.00	0.00	0.00	0.00	0.00	1,000.00	0.00
*****TOTAL FOR FUND-SCC 007 9999 (LEXINGTON SCHOOLS TRUST FUND):	0.00	0.00	0.00	0.00	0.00	0.00	0.00

\*\*\* NOTE!! ONLY ACTIVE ACCOUNTS HAVE BEEN SELECTED, TOTALS MAY EXCLUDE AMOUNTS THAT ARE RELATED TO INACTIVE ACCOUNTS. \*\*\*

LEXINGTON LOCAL SCHOOLS  
 Appropriation Account Summary  
 SORTED BY FUND-SCC

FYTD Expendable	FYTD Actual Expenditures	MTD Actual Expenditures	YTD Actual Expenditures	Current + Future Encumbrances	FYTD Remaining Balance	Percent Exp/Enc
*****TOTAL FOR FUND-SCC 018 9100 (HIGH SCHOOL PRINCIPAL'S FUND):						
16,134.39	14,973.23	11,605.00	11,898.14	984.37	176.79	98.90
*****TOTAL FOR FUND-SCC 018 9200 (JUNIOR HIGH PRINCIPAL'S FUND):						
8,821.61	3,422.39	2,314.20	2,902.56	5,399.22	0.00	100.00
*****TOTAL FOR FUND-SCC 018 9300 (EASTERN PRINCIPAL'S FUND):						
12,757.30	4,661.86	539.94	1,546.64	2,841.58	5,253.86	58.82
*****TOTAL FOR FUND-SCC 018 9301 (EASTERN ELEMENTARY BOOKFAIR/BOXTOPS FUND):						
4,453.93	4,453.93	4,337.30	4,337.30	0.00	0.00	100.00
*****TOTAL FOR FUND-SCC 018 9400 (CENTRAL PRINCIPAL'S FUND):						
5,510.60	1,313.62	0.00	989.59	1,293.65	2,903.33	47.31
*****TOTAL FOR FUND-SCC 018 9401 (CENTRAL ELEMENTARY BOOKFAIR FUND):						
5,150.00	3,325.27	0.00	323.64	176.00	1,648.73	67.99
*****TOTAL FOR FUND-SCC 018 9402 (CENTRAL ELEMENTARY ART):						
2,139.00	1,425.00	1,425.00	1,425.00	0.00	714.00	66.62
*****TOTAL FOR FUND-SCC 018 9500 (WESTERN PRINCIPAL'S FUND):						
8,526.47	6,749.39	2,647.97	6,244.42	593.62	1,183.47	86.12
*****TOTAL FOR FUND-SCC 018 9501 (WESTERN ELEMENTARY BOOKFAIR/BOXTOPS FUND):						
12,366.00	5,801.65	1,461.39	1,461.39	3,070.22	3,494.13	71.74
*****TOTAL FOR FUND-SCC 018 9502 (HIGH SCHOOL ACADEMIC BOOSTERS FUND):						
0.00	0.00	0.00	0.00	0.00	0.00	0.00

\*\*\* NOTE!! ONLY ACTIVE ACCOUNTS HAVE BEEN SELECTED, TOTALS MAY EXCLUDE AMOUNTS THAT ARE RELATED TO INACTIVE ACCOUNTS. \*\*\*



LEXINGTON LOCAL SCHOOLS  
 Appropriation Account Summary  
 SORTED BY FUND-SCC

	FYTD Expendable	FYTD Actual Expenditures	MTD Actual Expenditures	YTD Actual Expenditures	Current + Future Encumbrances	FYTD Remaining Balance	Percent Exp/Enc
*****TOTAL FOR FUND-SCC 018 9503 (WESTERN ELEMENTARY ART):	1,140.00	1,140.00	1,140.00	1,140.00	0.00	0.00	100.00
*****TOTAL FOR FUND-SCC 018 9602 (JUNIOR HIGH ACADEMIC BOOSTERS FUND):	0.00	0.00	0.00	0.00	0.00	0.00	0.00
*****TOTAL FOR FUND-SCC 018 9901 (JUNIOR HIGH TEACHER ADVISORY FUND):	0.00	0.00	0.00	0.00	0.00	0.00	0.00
*****TOTAL FOR FUND-SCC 019 9001 (ACADEMIC BOOSTERS GRANTS):	5,994.00	2,163.32	134.93	134.93	295.68	3,535.00	41.02
*****TOTAL FOR FUND-SCC 019 9121 (CENTRAL ELEMENTARY PTO GRANTS):	3,136.50	1,975.46	203.61	1,756.95	794.39	366.66	88.31
*****TOTAL FOR FUND-SCC 019 9122 (EASTERN ELEMENTARY PTO GRANTS):	5,291.16	2,053.00	0.00	1,504.00	516.00	2,722.16	48.55
*****TOTAL FOR FUND-SCC 019 9123 (WESTERN ELEMENTARY PTO GRANTS):	8,366.17	4,647.64	0.00	0.00	0.00	3,718.53	55.55
*****TOTAL FOR FUND-SCC 019 9200 (RICHLAND COUNTY FOUNDATION GRANT PLAYGROUND):	73,692.27	71,760.27	0.00	0.00	0.00	1,932.00	97.38
*****TOTAL FOR FUND-SCC 019 9201 (RICHLAND COUNTY FOUNDATION GRANT CENTRAL PRID):	0.00	0.00	0.00	0.00	0.00	0.00	0.00
*****TOTAL FOR FUND-SCC 019 9202 (RICHLAND COUNTY FOUNDATION GRANT-HENSEL FY15 ):	584.05	435.05	0.00	28.00	69.95	79.05	86.47

\*\*\* NOTE!! ONLY ACTIVE ACCOUNTS HAVE BEEN SELECTED, TOTALS MAY EXCLUDE AMOUNTS THAT ARE RELATED TO INACTIVE ACCOUNTS. \*\*\*

LEXINGTON LOCAL SCHOOLS  
 Appropriation Account Summary  
 SORTED BY FUND-SCC

	FYTD Expendable	FYTD Actual Expenditures	MTD Actual Expenditures	YTD Actual Expenditures	Current + Future Encumbrances	FYTD Remaining Balance	Percent Exp/Enc
*****TOTAL FOR FUND-SCC 019 9204 (RICHLAND COUNTY FOUNDATION GRANT-PELPHREY 15 ): 987.41	987.41	986.99	0.00	986.99	0.00	0.42	99.96
*****TOTAL FOR FUND-SCC 019 9303 (OHIO POWER GRANT (BERRY)): 0.00	0.00	0.00	0.00	0.00	0.00	0.00	0.00
*****TOTAL FOR FUND-SCC 019 9616 (WALMART TEACHER OF THE YEAR-DANIELLE SAVAGE): 0.00	0.00	0.00	0.00	0.00	0.00	0.00	0.00
*****TOTAL FOR FUND-SCC 022 9601 (OHSAA TOURNAMENT AGENCY FUND): 60,000.00	60,000.00	37,914.19	10,543.91	31,776.91	22,185.32	99.51-	100.17
*****TOTAL FOR FUND-SCC 024 0000 (EMPLOYEE BENEFITS FUND FOR MEDICAL/DENTAL): 3,502,000.00	3,502,000.00	3,634,078.00	380,842.48	1,842,000.01	26,798.56	158,876.56-	104.54
*****TOTAL FOR FUND-SCC 200 9101 (HIGH SCHOOL ART CLUB): 93.76	93.76	0.00	0.00	0.00	0.00	93.76	0.00
*****TOTAL FOR FUND-SCC 200 9102 (HIGH SCHOOL DRAMA CLUB): 14,355.51	14,355.51	6,865.92	670.14	1,637.27	145.88	7,343.71	48.84
*****TOTAL FOR FUND-SCC 200 9103 (HIGH SCHOOL MATH CLUB): 143.00	143.00	0.00	0.00	0.00	0.00	143.00	0.00
*****TOTAL FOR FUND-SCC 200 9104 (HIGH SCHOOL LEADERSHIP COUNCIL): 800.00	800.00	545.44	295.44	295.44	0.00	254.56	68.18
*****TOTAL FOR FUND-SCC 200 9105 (HIGH SCHOOL FRENCH CLUB): 260.00	260.00	0.00	0.00	0.00	0.00	260.00	0.00

\*\*\* NOTE!! ONLY ACTIVE ACCOUNTS HAVE BEEN SELECTED, TOTALS MAY EXCLUDE AMOUNTS THAT ARE RELATED TO INACTIVE ACCOUNTS. \*\*\*

LEXINGTON LOCAL SCHOOLS  
 Appropriation Account Summary  
 SORTED BY FUND-SCC

	FYTD Expendable	FYTD Actual Expenditures	MTD Actual Expenditures	YTD Actual Expenditures	Current + Future Encumbrances	FYTD Remaining Balance	Percent Exp/Enc
*****TOTAL FOR FUND-SCC 200 9107 (HIGH SCHOOL SPANISH CLUB):	716.00	377.90	0.00	377.90	80.30	257.80	63.99
*****TOTAL FOR FUND-SCC 200 9108 (HIGH SCHOOL LEO CLUB):	3,270.88	1,032.54	101.36	494.36	967.46	1,270.88	61.15
*****TOTAL FOR FUND-SCC 200 9114 (HIGH SCHOOL STUDENT COUNCIL FUND):	3,458.00	150.00	0.00	0.00	950.00	2,358.00	31.81
*****TOTAL FOR FUND-SCC 200 9115 (HIGH SCHOOL KEY CLUB):	2,500.00	773.92	0.00	283.92	40.00	1,686.08	32.56
*****TOTAL FOR FUND-SCC 200 9116 (HIGH SCHOOL CHESS CLUB):	25.00	0.00	0.00	0.00	25.00	0.00	100.00
*****TOTAL FOR FUND-SCC 200 9119 (HIGH SCHOOL YEARBOOK FUND):	40,563.01	9,550.06	0.00	5,383.00	7,620.14	23,392.81	42.33
*****TOTAL FOR FUND-SCC 200 9120 (HIGH SCHOOL JOURNALISM FUND):	623.00	0.00	0.00	0.00	0.00	623.00	0.00
*****TOTAL FOR FUND-SCC 200 9121 (HIGH SCHOOL NATIONAL HONOR SOCIETY):	3,300.00	1,406.52	0.00	0.00	466.75	1,426.73	56.77
*****TOTAL FOR FUND-SCC 200 9160 (HIGH SCHOOL GERMAN CLUB):	55.00	0.00	0.00	0.00	45.00	10.00	81.82
*****TOTAL FOR FUND-SCC 200 9201 (JUNIOR HIGH ART CLUB):	85.00	21.01	0.00	21.01	0.00	63.99	24.72

\*\*\* NOTE!! ONLY ACTIVE ACCOUNTS HAVE BEEN SELECTED, TOTALS MAY EXCLUDE AMOUNTS THAT ARE RELATED TO INACTIVE ACCOUNTS. \*\*\*

LEXINGTON LOCAL SCHOOLS  
 Appropriation Account Summary  
 SORTED BY FUND-SCC

	FYTD Expendable	FYTD Actual Expenditures	MTD Actual Expenditures	YTD Actual Expenditures	Current + Future Encumbrances	FYTD Remaining Balance	Percent Exp/Enc
*****TOTAL FOR FUND-SCC 200 9204 (JUNIOR HIGH STUDENT COUNCIL FUND):	1,317.00	844.76	524.00	790.57	469.24	3.00	99.77
*****TOTAL FOR FUND-SCC 200 9205 (JUNIOR HIGH LIBRARY CLUB):	77.65	0.00	0.00	0.00	0.00	77.65	0.00
*****TOTAL FOR FUND-SCC 200 9301 (EASTERN ELEMENTARY STUDENT ACTIVITY FUND):	1,086.00	765.62	240.00	765.62	236.06	84.32	92.24
*****TOTAL FOR FUND-SCC 200 9401 (CENTRAL ELEMENTARY STUDENT ACTIVITY FUND):	382.69	0.00	0.00	0.00	0.00	382.69	0.00
*****TOTAL FOR FUND-SCC 200 9611 (HIGH SCHOOL INFORMED TEENS FUND):	250.00	100.00	0.00	0.00	0.00	150.00	40.00
*****TOTAL FOR FUND-SCC 200 9612 (JUNIOR HIGH INFORMED TEENS FUND):	300.00	214.83	0.00	0.00	0.00	85.17	71.61
*****TOTAL FOR FUND-SCC 300 9106 (HIGH SCHOOL INTRAMURALS):	0.00	0.00	0.00	0.00	0.00	0.00	0.00
*****TOTAL FOR FUND-SCC 300 9115 (JAZZ BAND):	2,105.00	821.65	0.00	713.00	0.00	1,283.35	39.03
*****TOTAL FOR FUND-SCC 300 9116 (CHOIR):	31,574.00	30,727.00	0.00	425.00	0.00	847.00	97.32
*****TOTAL FOR FUND-SCC 300 9206 (JUNIOR HIGH PHYS ED DEPARTMENT FUND):	6,715.00	1,296.98	0.00	628.00	4,780.00	638.02	90.50

\*\*\* NOTE!! ONLY ACTIVE ACCOUNTS HAVE BEEN SELECTED, TOTALS MAY EXCLUDE AMOUNTS THAT ARE RELATED TO INACTIVE ACCOUNTS. \*\*\*

LEXINGTON LOCAL SCHOOLS  
 Appropriation Account Summary  
 SORTED BY FUND-SCC

	FYTD Expendable	FYTD Actual Expenditures	MTD Actual Expenditures	YTD Actual Expenditures	Current + Future Encumbrances	FYTD Remaining Balance	Percent Exp/Enc
*****TOTAL FOR FUND-SCC 300 9210 (JR HIGH INSTRUMENTAL):	41.00	0.00	0.00	0.00	0.00	41.00	0.00
*****TOTAL FOR FUND-SCC 300 9600 (ATHLETIC FUND):	199,562.97	198,125.10	4,425.66	58,796.80	2,428.50	990.63	100.50
*****TOTAL FOR FUND-SCC 300 9601 (ATHLETIC TOURNAMENT FUND):	0.00	0.00	0.00	0.00	0.00	0.00	0.00
*****TOTAL FOR FUND-SCC 300 9602 (ORCHESTRA):	63.00	0.00	0.00	0.00	0.00	63.00	0.00
*****TOTAL FOR FUND-SCC 300 9603 (ELEMENTARY MUSIC):	945.00	0.00	0.00	0.00	0.00	945.00	0.00
*****TOTAL FOR FUND-SCC 300 9605 (BAND):	232.00	0.00	0.00	0.00	0.00	232.00	0.00
*****TOTAL FOR FUND-SCC 451 9013 (NETWORK CONNECTIVITY - FY 2013):	0.00	0.00	0.00	0.00	0.00	0.00	0.00
*****TOTAL FOR FUND-SCC 451 9015 (Network Connectivity FY 2015):	9,000.00	9,000.00	0.00	9,000.00	0.00	0.00	100.00
*****TOTAL FOR FUND-SCC 499 9101 (STATE GRANT 2001 READING IMPROV. INCENT-CENTRA):	2,362.64	1,527.73	553.84	1,141.92	834.91	0.00	100.00
*****TOTAL FOR FUND-SCC 506 9012 (RACE TO THE TOP GRANT FY12):	0.00	0.00	0.00	0.00	0.00	0.00	0.00

\*\*\* NOTE!! ONLY ACTIVE ACCOUNTS HAVE BEEN SELECTED, TOTALS MAY EXCLUDE AMOUNTS THAT ARE RELATED TO INACTIVE ACCOUNTS. \*\*\*

LEXINGTON LOCAL SCHOOLS  
 Appropriation Account Summary  
 SORTED BY FUND-SCC

	FYTD Expendable	FYTD Actual Expenditures	MTD Actual Expenditures	YTD Actual Expenditures	Current + Future Encumbrances	FYTD Remaining Balance	Percent Exp/Enc
*****TOTAL FOR FUND-SCC 506 9013 (RACE TO THE TOP GRANT FY13):	0.00	0.00	0.00	0.00	0.00	0.00	0.00
*****TOTAL FOR FUND-SCC 506 9014 (RACE TO THE TOP GRANT FY14):	0.00	0.00	0.00	0.00	0.00	0.00	0.00
*****TOTAL FOR FUND-SCC 506 9015 (RACE TO THE TOP GRANT FY15):	29,970.57	29,970.57	0.00	3,459.09	0.00	0.00	100.00
*****TOTAL FOR FUND-SCC 506 9913 (OHIO RESIDENT EDUCATOR PROGRAM):	0.00	0.00	0.00	0.00	0.00	0.00	0.00
*****TOTAL FOR FUND-SCC 506 9914 (OHIO RESIDENT EDUCATOR PROGRAM):	0.00	0.00	0.00	0.00	0.00	0.00	0.00
*****TOTAL FOR FUND-SCC 516 9013 (IDEA-B SPECIAL EDUCATION FY13):	0.00	0.00	0.00	0.00	0.00	0.00	0.00
*****TOTAL FOR FUND-SCC 516 9014 (IDEA-B SPECIAL EDUCATION FY14):	26,087.64	26,087.64	0.00	0.00	0.00	0.00	100.00
*****TOTAL FOR FUND-SCC 516 9015 (IDEA-B SPECIAL EDUCATION FY15):	549,760.89	392,451.68	46,750.07	220,617.34	40,416.26	116,892.95	78.74
*****TOTAL FOR FUND-SCC 551 9013 (TITLE III LEP FY13):	0.00	0.00	0.00	0.00	0.00	0.00	0.00
*****TOTAL FOR FUND-SCC 572 9013 (TITLE I TARGETED ASSISTANCE FY13):	0.00	0.00	0.00	0.00	0.00	0.00	0.00

\*\*\* NOTE!! ONLY ACTIVE ACCOUNTS HAVE BEEN SELECTED, TOTALS MAY EXCLUDE AMOUNTS THAT ARE RELATED TO INACTIVE ACCOUNTS. \*\*\*

LEXINGTON LOCAL SCHOOLS  
 Appropriation Account Summary  
 SORTED BY FUND-SCC

	FYTD Expendable	FYTD Actual Expenditures	MTD Actual Expenditures	YTD Actual Expenditures	Current + Future Encumbrances	FYTD Remaining Balance	Percent Exp/Enc
*****TOTAL FOR FUND-SCC 572 9014 (TITLE I FY14):	28,611.37	28,611.37	0.00	0.00	0.00	0.00	100.00
*****TOTAL FOR FUND-SCC 572 9015 (TITLE I FY15):	387,469.45	305,282.59	27,695.41	115,904.83	12,598.96	169,787.90	56.20
*****TOTAL FOR FUND-SCC 587 9015 (EARLY CHILDHOOD SPECIAL EDUCATION IDEA FY15):	2,462.44	607.02	0.00	124.76	1,855.42	0.00	100.00
*****TOTAL FOR FUND-SCC 590 9013 (TITLE II-A IMPROVING TEACHER QUALITY FY13):	0.00	0.00	0.00	0.00	0.00	0.00	0.00
*****TOTAL FOR FUND-SCC 590 9014 (TITLE II-A IMPROVING TEACHER QUALITY FY14):	0.00	0.00	0.00	0.00	0.00	0.00	0.00
*****TOTAL FOR FUND-SCC 590 9015 (TITLE II-A IMPROVING TEACHER QUALITY FY15):	46,311.32	46,311.32	2,387.64	25,029.34	0.00	0.00	100.00
*****TOTAL FOR FUND-SCC 599 9013 (NATIONAL SCHOOL LUNCH EXPANSION GRANT FY13):	0.00	0.00	0.00	0.00	0.00	0.00	0.00
*****GRAND TOTALS:	28,403,827.58	24,906,110.31	2,251,825.24	11,432,246.32	646,259.33	2,851,457.94	89.96

\*\*\* NOTE!! ONLY ACTIVE ACCOUNTS HAVE BEEN SELECTED, TOTALS MAY EXCLUDE AMOUNTS THAT ARE RELATED TO INACTIVE ACCOUNTS. \*\*\*