


# LEXINGTON LOCAL SCHOOLS



---

FINANCIAL REPORT  
FOR THE PERIOD ENDING  
JUNE 30, 2013

---

PREPARED BY  
CHRISTINA BENNETT, TREASURER

DATE: 07/03/2013  
TIME: 11:54

LEXINGTON LOCAL SCHOOLS  
CASH RECONCILIATION AS OF 06/30/2013

PAGE: 1  
(USAEMSED)

	SUB-TOTALS	TOTALS
	-----	-----
Gross Depository Balances:		
RICHLAND BANK SWEEP ACCT 0581	\$ 2,771,528.46	
RICHLAND BANK GENERAL ACCT 0580	777.86	
RICHLAND BANK ANTHEM SWEEP 4340	1,088,122.83	
RICHLAND BANK EE BENEFITS 3180	0.00	
RICHLAND BANK PAYROLL ACCT 9780	0.00	
RICHLAND BANK TOURNAMENT ACC8280	5,363.21	
RICHLAND BANK ATHLETIC ACCT 3280	5,023.75	
	-----	
Total Depository Balances (Gross)		\$ 3,870,816.11
Adjustments to Bank Balance:		
Cash in Transit to Bank	\$ 1,888.10	
Outstanding Checks	161,835.84-	
Adjustments	0.00	
MUNICIPAL DEDUCTIONS		
	-----	
Total Adjustments to Bank Balance		159,947.74-
Investments:		
Treasury Bonds and Notes	\$ 0.00	
Certificate of Deposits	0.00	
Other Securities	0.00	
Other Investments:		
	-----	
Total Investments		0.00
Cash on Hand:		
Petty Cash:		
TREASURER'S OFFICE	\$ 100.00	
Change Cash:		
Cash with Fiscal Agent	0.00	
	-----	
Total Cash on Hand		100.00
		-----
Total Balances		\$ 3,710,968.37
		=====
Total Fund Balance		\$ 3,710,968.37
		=====
Depository Clearance Accounts:		
RICHLAND BANK BOND/COUPON	\$ 0.00	
	-----	
Total Clearance Account Balances		\$ 0.00

*J. Bennett*

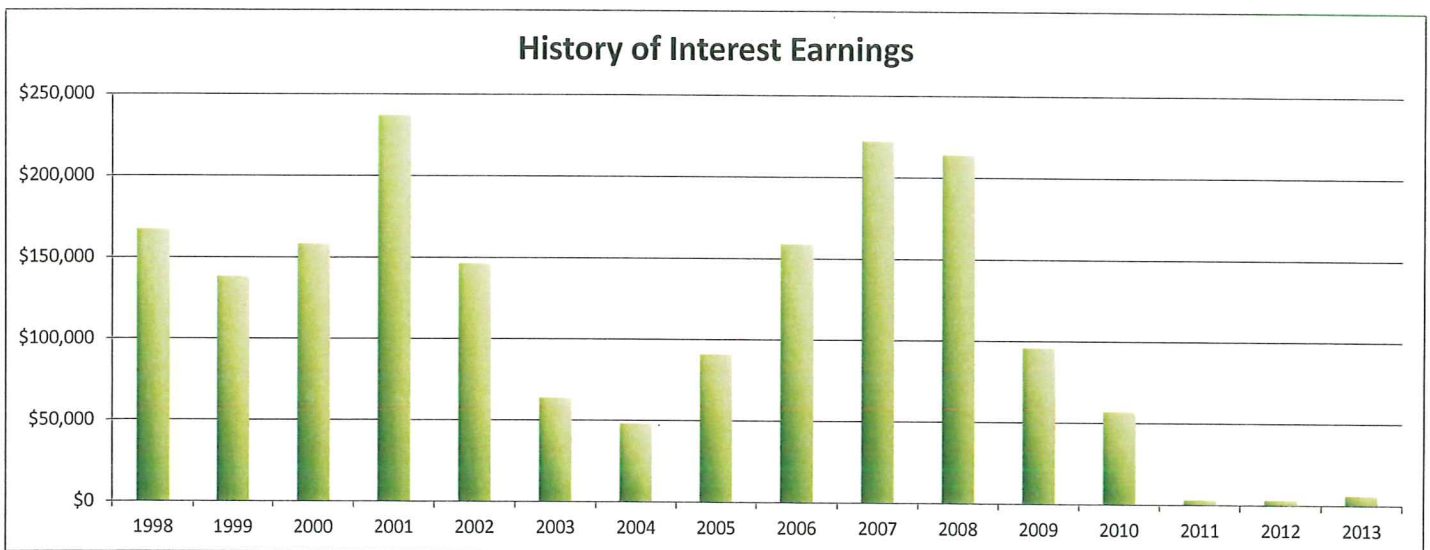
-----  
Treasurer

**LEXINGTON LOCAL SCHOOLS**  
**INVESTMENT REPORT FOR THE MONTH ENDING**  
**June 30, 2013**

<b>INTEREST EARNED:</b>	<b>THIS MONTH</b>	<b>FISCAL YEAR TO DATE</b>
Richland Bank, General Sweep	\$395.16	\$4,185.91
Richland Bank, Anthem Sweep	\$123.23	\$1,573.06
Star Ohio	\$0.00	\$0.00
Certificates of Deposit	\$0.00	\$0.00
Bonds and other types of investments	\$0.00	\$0.00
<b>TOTAL INTEREST RECEIVED</b>	<b>\$518.39</b>	<b>\$5,758.97</b>

<b>History of Interest Earnings</b>	<b>Fiscal Year</b>	<b>Interest Earnings</b>
	1998	\$ 167,057.52
	1999	\$ 138,113.69
	2000	\$ 157,991.72
	2001	\$ 236,839.79
	2002	\$ 146,052.34
	2003	\$ 63,712.36
	2004	\$ 47,970.95
	2005	\$ 90,719.94
	2006	\$ 158,724.51
	2007	\$ 221,998.86
	2008	\$ 213,660.34
	2009	\$ 95,639.63
	2010	\$ 56,860.22
	2011	\$ 3,001.78
	2012	\$ 3,090.00
<b>FISCAL Year To Date</b>	<b>2013</b>	<b>\$5,758.97</b>

<b>Total Interest Earnings 1998 to Present</b>	<b>\$ 1,807,192.62</b>
--	------------------------



FINANCIAL SUMMARY REPORT  
Processing Month: June 2013  
LEXINGTON LOCAL SCHOOLS

Fnd	Sec	Description	Beginning Balance	MTD Revenues	FYTD Revenues	MTD Expenditures	FYTD Expenditures	Current Available Balance
001	0000	GENERAL FUND	765,245.66	760,360.43	22,019,912.12	2,085,896.88	20,596,642.69	2,188,515.09
001	9009	BUS PURCHASE-REPLACEMENT	692.17	.00	.00	.00	692.17	.00
001	9412	GENERAL BUDGET RESERVE SE	87,928.97	.00	.00	.00	.00	87,928.97
001	9800	FINGERPRINT PAYMENT CLEAR	955.74	265.00	6,500.00	1,150.00	5,848.00	1,607.74
002	0000	BOND RETIREMENT FUND	1,925.82	.00	.07	.00	.00	1,925.89
003	0000	PERMANENT IMPROVEMENT FUN	2,518.42	.00	697,460.25	10,629.00	539,563.57	160,415.10
006	0000	FOOD SERVICE FUND	54,235.85	75,474.66	888,110.10	75,943.68	941,407.27	958.68
007	9800	TERRY McCAMMON SCHOLARSHI	11,223.04	1.19	11.79	.00	.00	11,234.83
007	9801	MINUTEMAN ALUMNI SCHOLARS	1,038.26	.20	1,346.73	.00	500.00	1,884.99
007	9999	LEXINGTON SCHOOLS TRUST F	.00	.00	16,537.95	1,543.00	16,537.95	.00
018	9003	HIGH SCHOOL MARCHING BAND	58.80	.00	.00	.00	58.80	.00
018	9100	HIGH SCHOOL PRINCIPAL'S F	1,693.19	766.54	7,649.40	350.80	7,953.54	1,389.05
018	9200	JUNIOR HIGH PRINCIPAL'S F	1,816.65	5.50	6,612.32	1,593.26	7,410.72	1,018.25
018	9300	EASTERN PRINCIPAL'S FUND	1,412.35	933.35	8,219.01	96.10	1,884.64	7,746.72
018	9301	EASTERN ELEMENTARY BOOKFA	1,695.00	.00	6,348.13	.00	4,006.41	4,036.72
018	9400	CENTRAL PRINCIPAL'S FUND	7,326.69	.00	3,239.82	153.30	5,026.64	5,539.87
018	9401	CENTRAL ELEMENTARY BOOKFA	363.35	2.00	5,785.83	269.61	5,032.47	1,116.71
018	9500	WESTERN PRINCIPAL'S FUND	8,293.17	1,021.75	6,574.74	118.63	9,395.56	5,472.35
018	9501	WESTERN ELEMENTARY BOOKFA	1,880.79	.00	5,997.23	1,590.43	5,640.56	2,237.46
018	9502	HIGH SCHOOL ACADEMIC BOOS	2,278.33	.00	.00	1,390.81	2,131.76	146.57
018	9901	JUNIOR HIGH TEACHER ADVIS	586.97	.00	.00	172.80	477.72	109.25
019	9001	ACADEMIC BOOSTERS GRANTS	2,805.00	.00	3,020.09	431.49	3,129.84	2,695.25
019	9100	RICHLAND FOUNDATION GRANT	.00	.00	580.00	.00	580.00	.00
019	9101	RICHLAND FOUNDATION GRANT	.00	.00	996.00	.00	996.00	.00
019	9102	RICHLAND FOUNDATION GRANT	.00	.00	1,000.00	.00	1,000.00	.00
019	9103	WALMART CHARACTER ED MUSI	.00	.00	500.00	.00	500.00	.00
019	9121	CENTRAL ELEMENTARY PTO GR	3,951.43	14.98	4,271.23	.00	4,944.20	3,278.46
019	9122	EASTERN ELEMENTARY PTO GR	3,174.41	14.97	4,271.17	784.00	4,110.07	3,335.51
019	9123	WESTERN ELEMENTARY PTO GR	6,947.44	14.98	4,271.21	.00	6,900.00	4,318.65
019	9200	RICHLAND COUNTY FOUNDATIO	4,932.00	.00	.00	.00	.00	4,932.00
019	9201	RICHLAND COUNTY FOUNDATIO	.00	.00	600.00	.00	600.00	.00
019	9616	WALMART TEACHER OF THE YE	88.60	.00	.00	.00	.00	88.60
024	0000	EMPLOYEE BENEFITS FUND FO	1,144,442.51	295,841.91	3,305,169.37	340,786.46	3,362,190.05	1,087,421.83
200	9011	CLASS OF 2011	74.11	.00	.00	74.11	74.11	.00
200	9012	CLASS OF 2012	990.00	.00	.00	990.00	990.00	.00
200	9101	HIGH SCHOOL ART CLUB	93.76	.00	.00	.00	.00	93.76
200	9102	HIGH SCHOOL DRAMA CLUB	13,445.21	.00	5,902.00	.00	4,740.72	14,606.49
200	9103	HIGH SCHOOL MATH CLUB	135.70	.00	.00	.00	93.00	42.70
200	9104	HIGH SCHOOL LEADERSHIP CO	846.14	.00	.00	.00	.00	846.14
200	9105	HIGH SCHOOL FRENCH CLUB	167.54	.00	.00	.00	107.69	59.85
200	9107	HIGH SCHOOL SPANISH CLUB	722.01	.00	1,265.00	.00	1,578.06	408.95
200	9108	HIGH SCHOOL LED CLUB	1,431.44	.00	2,857.47	.00	2,248.43	2,040.48
200	9112	HIGH SCHOOL ELECTRONICS C	459.99	.00	.00	.00	459.99	.00
200	9114	HIGH SCHOOL STUDENT COUNC	1,945.97	.00	2,490.00	.00	2,496.40	1,939.57
200	9115	HIGH SCHOOL KEY CLUB	1,704.92	.00	1,817.00	.00	2,819.56	702.36
200	9116	HIGH SCHOOL CHESS CLUB	.00	.00	50.00	.00	50.00	.00

FINANCIAL SUMMARY REPORT  
Processing Month: June 2013  
LEXINGTON LOCAL SCHOOLS

Fnd	Sec	Description	Beginning Balance	MTD Revenues	FYTD Revenues	MTD Expenditures	FYTD Expenditures	Current Available Balance
200	9119	HIGH SCHOOL YEARBOOK FUND	45,244.77	4,360.00	18,375.00	.00	19,300.19	44,319.58
200	9120	HIGH SCHOOL JOURNALISM FU	622.59	.00	.00	.00	.00	622.59
200	9121	HIGH SCHOOL NATIONAL HOND	1,942.40	.00	.00	373.50	866.66	1,075.74
200	9160	HIGH SCHOOL GERMAN CLUB	123.22	.00	.00	.00	.00	123.22
200	9201	JUNIOR HIGH ART CLUB	9.13	.00	.00	.00	6.00	3.13
200	9204	JUNIOR HIGH STUDENT COUNC	918.54	.00	647.10	88.77	822.77	742.87
200	9205	JUNIOR HIGH LIBRARY CLUB	77.65	.00	.00	.00	.00	77.65
200	9301	EASTERN ELEMENTARY STUDEN	165.56	.00	593.85	.00	541.05	218.36
200	9401	CENTRAL ELEMENTARY STUDEN	526.36	.00	.00	143.67	143.67	382.69
200	9611	HIGH SCHOOL INFORMED TEEN	442.63	.00	118.00	.00	200.00	360.63
200	9612	JUNIOR HIGH INFORMED TEEN	.00	.00	541.80	.00	225.00	316.80
300	9106	HIGH SCHOOL INTRAMURALS	89.31	.00	.00	.00	89.31	.00
300	9115	JAZZ BAND	676.54	.00	2,130.00	5.56	1,663.22	1,143.32
300	9116	CHOIR	3,897.23	.00	1,276.54	.00	886.29	4,287.48
300	9206	JUNIOR HIGH PHYS ED DEPAR	1,336.06	149.00	2,202.00	.00	2,764.57	773.49
300	9210	JR HIGH INSTRUMENTAL	41.03	.00	.00	.00	.00	41.03
300	9600	ATHLETIC FUND	33,128.83	11,246.49	193,607.36	12,700.00	206,822.56	19,913.63
300	9601	ATHLETIC TOURNAMENT FUND	1,316.70	10,616.00	60,937.02	26,368.04	60,708.19	1,545.53
300	9602	ORCHESTRA	63.22	.00	.00	.00	.00	63.22
300	9603	ELEMENTARY MUSIC	945.67	.00	.00	.00	.00	945.67
300	9604	WINTER GUARD	62.44	.00	.00	62.44	62.44	.00
300	9605	BAND	326.13	.00	.00	.00	93.18	232.95
451	9013	NETWORK CONNECTIVITY - FY	.00	.00	9,000.00	.00	9,000.00	.00
499	9101	STATE GRANT 2001 READING	4,234.92	.00	.00	.00	1,737.78	2,497.14
506	9012	RACE TO THE TOP GRANT FY1	955.81	.00	756.81	.00	199.00	.00
506	9013	RACE TO THE TOP GRANT FY1	.00	17,894.59	47,576.99	12,293.35	41,499.10	6,077.59
506	9912	MY VOICE OHIO GRANT FY12	.00	.00	3,875.00	.00	3,875.00	.00
506	9913	OHIO RESIDENT EDUCATOR PR	.00	.00	2,450.00	2,100.00	2,450.00	.00
516	9013	IDEA-B SPECIAL EDUCATION	.00	108,646.00	407,282.76	123,971.01	407,282.14	.62
551	9013	TITLE III LEP FY13	.00	1,524.98	1,524.98	1,524.98	1,524.98	.00
572	9012	TITLE I TARGETED ASSISTAN	7,326.91	.00	20,324.17	.00	27,651.08	.00
572	9013	TITLE I TARGETED ASSISTAN	.00	26,222.74	221,032.27	18,826.10	212,924.53	8,107.74
590	9012	TITLE II-A IMPROVING TEAC	4,819.62	.00	2,076.42	.00	6,896.04	.00
590	9013	TITLE II-A IMPROVING TEAC	.00	5,268.81	53,341.86	5,323.81	53,289.30	52.56
599	9013	NATIONAL SCHOOL LUNCH EXP	.00	6,948.00	6,948.00	.00	.00	6,948.00
Grand Total All Funds			2,250,840.67	1,327,594.07	28074,470.34	2,727,745.59	26614,342.64	3710,968.37
Total Invested Funds			.00					

DATE: 07/01/2013  
TIME: 16:18:39OHIO DEPARTMENT OF EDUCATION - OFFICE OF SCHOOL MANAGEMENT ASSISTANCE  
ANNUAL SPENDING PLAN (CURRENT OPERATION - GENERAL FUND ONLY - O.R.C. 5705.391)

PAGE: 1

SCHOOL DISTRICT: LEXINGTON LOCAL SCHOOLS

IRN # 049437

COUNTY: RICHLAND

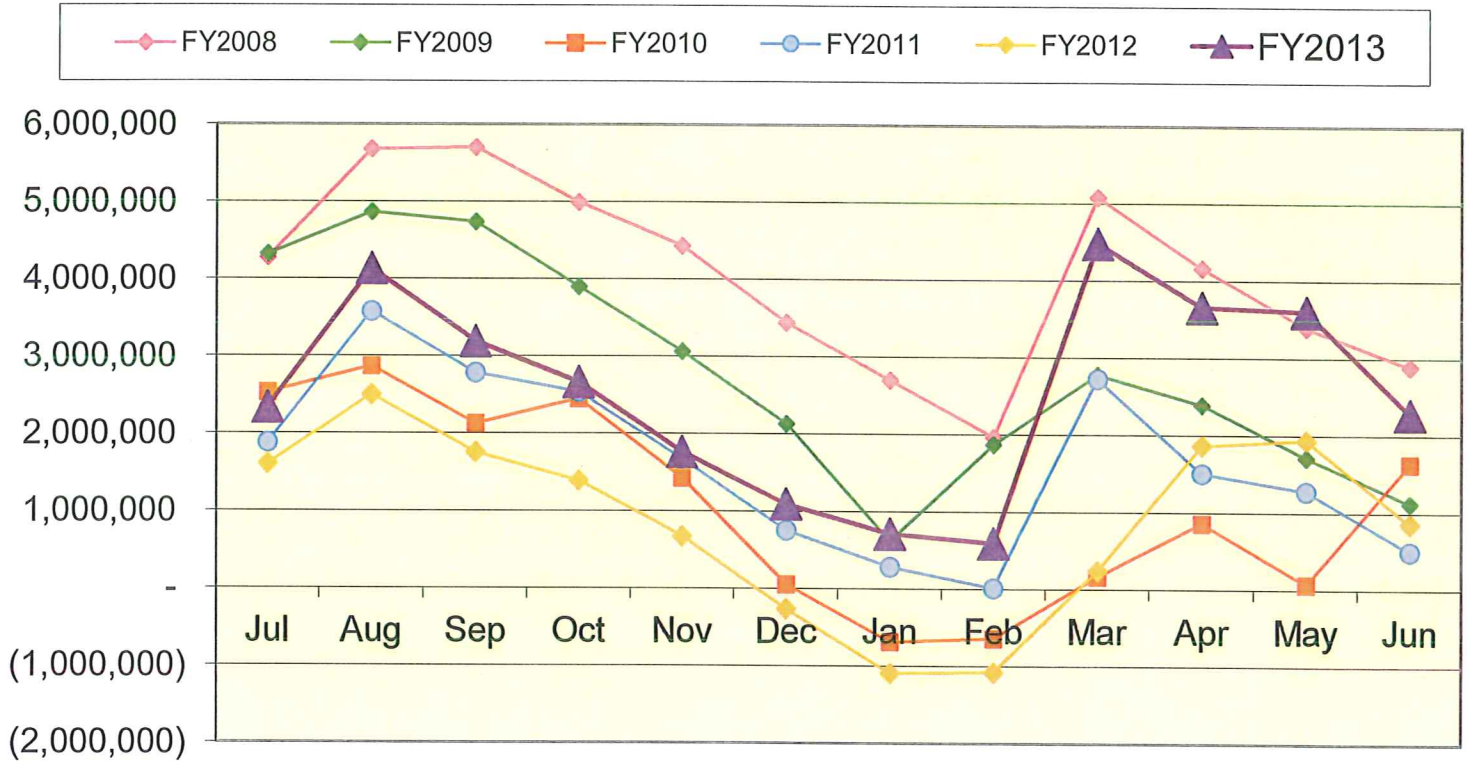
FISCAL YEAR: 2013 MONTH: 06

	MONTHLY ESTIMATE	MONTHLY ACTUAL	MONTHLY DIFFERENCE	FISCAL YTD ESTIMATE	FISCAL YTD ACTUAL	FISCAL YTD DIFFERENCE
<b>REVENUES</b>						
01.010 General Property (Real Estate)	0	0	0	10,715,000	10,727,796	12,796
01.020 Tangible Personal Property Tax	0	0	0	341,000	348,786	7,786
01.030 Income Tax	0	0	0	0	0	0
01.035 Unrestricted Grants-in-Aid	701,000	709,564	8,564	8,436,000	8,663,968	227,968
01.040 Restricted Grants-in-Aid	400	392	8-	4,700	4,508	192-
01.045 Restricted Grants-in-Aid - SFSF	0	0	0	0	0	0
01.050 Property Tax Allocation	0	0	0	1,720,000	1,734,874	14,874
01.060 All Other Operating Revenue	13,000	50,669	37,669	383,300	381,587	1,713-
01.070 Total Revenue	714,400	760,625	46,225	21,600,000	21,861,519	261,519
<b>OTHER FINANCING SOURCES</b>						
02.010 Proceeds from Sale of Notes	0	0	0	0	0	0
02.020 State Emergency Loans & Advancements (Approved)	0	0	0	0	0	0
02.040 Operating Transfers-In	0	0	0	0	0	0
02.050 Advances-In	0	0	0	50,000	50,000	0
02.060 All Other Financing Sources	5,000-	0	5,000	112,000	114,892	2,892
02.070 Total Other Financing Sources	5,000-	0	5,000	162,000	164,892	2,892
02.080 Total Revenues and Other Financing Sources	709,400	760,625	51,225	21,762,000	22,026,411	264,411
<b>EXPENDITURES</b>						
03.010 Personal Services	1,447,100	1,225,666	221,434-	12,132,100	11,792,948	339,152-
03.020 Employees' Retirement/Insurance Benefits	412,042	398,801	13,241-	4,815,042	4,726,944	88,098-
03.030 Purchased Services	299,225	363,087	63,862	2,977,225	2,999,284	22,059
03.040 Supplies and Materials	10,000	42,322	32,322	677,600	725,613	48,013
03.050 Capital Outlay	1,000	1,444	444	25,000	23,179	1,821-
03.060 Intergovernmental	0	0	0	0	0	0
04.010 Debt Services: All Principal (Historical)	0	0	0	0	0	0
04.020 Debt Services: Principal - Notes	0	0	0	0	0	0
04.030 Debt Services: Principal - State Loans	0	0	0	0	0	0
04.040 Debt Services: Principal - State Advancements	0	0	0	0	0	0
04.050 Debt Services: Principal - HB 264 Loans	0	0	0	0	0	0
04.055 Debt Services: Principal - Other	0	0	0	0	0	0
04.060 Debt Services: Interest and Fiscal Charges	0	0	0	0	0	0
04.300 Other Objects	11,000	16,779	5,779	277,000	296,266	19,266
04.500 Total Expenditures	2,180,367	2,048,099	132,268-	20,903,967	20,564,234	339,733-
<b>OTHER FINANCING USES</b>						
05.010 Operating Transfers - Out	0	0	0	0	0	0
05.020 Advances - Out	0	38,948	38,948	0	38,948	38,948
05.030 All Other Financing Uses	0	0	0	0	0	0
05.040 Total Other Financing Uses	0	38,948	38,948	0	38,948	38,948
05.050 Total Expenditure and Other Financing Uses	2,180,367	2,087,047	93,320-	20,903,967	20,603,182	300,785-
06.010 Excess Rev & Oth Financing Sources over(under) Exp &	1,470,967-	1,326,422-	144,545	838,033	1,423,229	565,196
07.010 Beginning Cash Balance	3,183,823	3,604,474	420,651	854,823	854,823	0
07.020 Ending Cash Balance	1,712,856	2,278,052	565,196	1,712,856	2,278,052	565,196
08.010 Outstanding Encumbrances	95,000	143,682	48,682	95,000	143,682	48,682

**LEXINGTON LOCAL SCHOOL DISTRICT  
GENERAL FUND ONLY 2012-13  
SUMMARY OF RECEIPTS AND EXPENDITURES - FIVE YEAR FORECAST FORMAT**

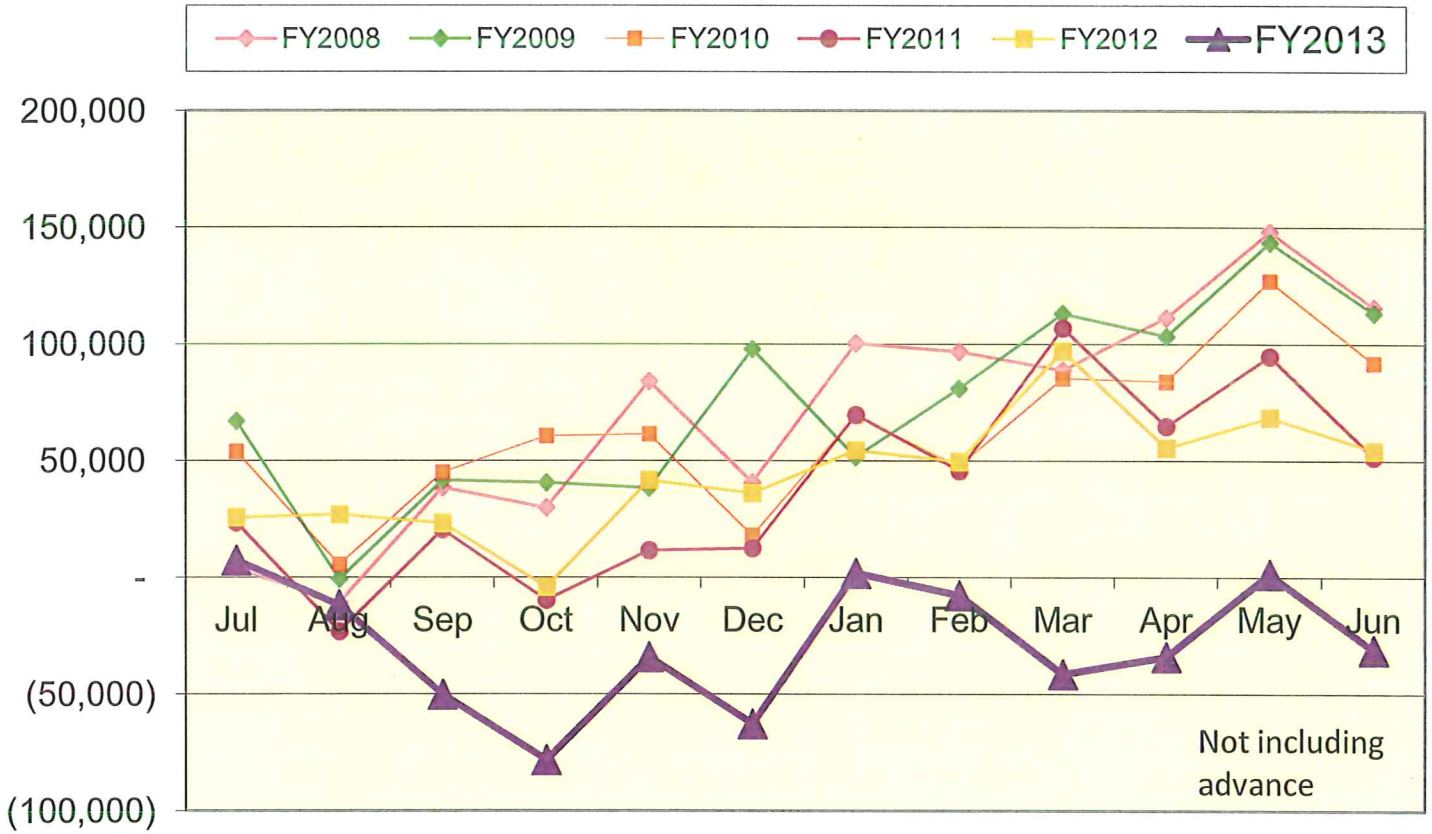
LINE 7.010	BEGINNING CASH BALANCE		\$ 854,823		
	6/30/2013	FISCAL	FISCAL	VARIANCE	PERCENT
		YEAR TO DATE	YEAR TO DATE	Estimate vs.	of
		Estimate	Actual	Actual	VARIANCE
	<b>REVENUES</b>				
LINE 1.010	Real Estate Tax	\$ 10,715,000	\$ 10,727,796	\$12,796	0.12%
LINE 1.020	Personal Property Tax	\$ 341,000	\$ 348,786	\$7,786	2.28%
LINE 1.030	Income Tax	\$ -	\$ -		
LINE 1.035	State Funding	\$ 8,436,000	\$ 8,663,968	\$227,968	2.70%
LINE 1.040	Career Tech Funding	\$ 4,700	\$ 4,508	(\$192)	-4.09%
LINE 1.050	Property Tax Allocation	\$ 1,720,000	\$ 1,734,874	\$14,874	0.86%
LINE 1.060	Other Operating Revenue	\$ 383,300	\$ 381,587	(\$1,713)	-0.45%
LINE 1.070	<b>TOTAL REVENUE</b>	<b>\$ 21,600,000</b>	<b>\$ 21,861,519</b>	<b>\$261,519</b>	<b>1.21%</b>
			\$ -		
LINE 2.01	Proceeds from Notes	\$ -	\$ -	\$0	
LINE 2.04	Transfers In	\$ -	\$ -	\$0	
LINE 2.050	Advances In	\$ 50,000	\$ 50,000	\$0	
LINE 2.060	Other Financing Sources	\$ 112,000	\$ 114,892	\$2,892	2.58%
LINE 2.070	<b>TOTAL OTHER SOURCES</b>	<b>\$ 162,000</b>	<b>\$ 164,892</b>	<b>\$2,892</b>	<b>1.79%</b>
LINE 2.080	<b>TOTAL REVENUES &amp; Sources</b>	<b>\$ 21,762,000</b>	<b>\$ 22,026,411</b>	<b>\$264,411</b>	<b>1.22%</b>
	<b>EXPENSES</b>				
LINE 3.010	Salaries	\$ 12,132,100	\$ 11,792,948	\$339,152	2.80%
LINE 3.020	Retirement and Benefits	\$ 4,815,042	\$ 4,726,944	\$88,098	1.83%
LINE 3.030	Purchased Services	\$ 2,977,225	\$ 2,999,284	(\$22,059)	-0.74%
LINE 3.040	Supplies and Materials	\$ 677,600	\$ 725,613	(\$48,013)	-7.09%
LINE 3.050	Capital Outlay and Equipment	\$ 25,000	\$ 23,179	\$1,821	7.28%
LINE 3.06	INTERGOVERNMENTAL	\$ -	\$ -	\$0	
LINE 4.020	DEBT SERVICE - Notes	\$ -	\$ -	\$0	
LINE 4.060	DEBT SERVICE - Interest charges	\$ -	\$ -	\$0	
LINE 4.300	Other Objects	\$ 277,000	\$ 296,266	(\$19,266)	-6.96%
LINE 4.500	<b>TOTAL EXPENDITURES</b>	<b>\$ 20,903,967</b>	<b>\$ 20,564,234</b>	<b>\$339,733</b>	<b>1.63%</b>
			\$ -		
LINE 5.00	TRANSFERS OUT	\$ -	\$ -		
LINE 5.02	ADVANCES OUT	\$ -	\$ 38,948	(\$38,948)	#DIV/0!
LINE 5.03	ALL OTHER USES	\$ -	\$ -		
LINE 5.040	<b>TOTAL OTHER USES</b>	<b>\$ -</b>	<b>\$ 38,948</b>		
LINE 5.050	<b>TOTAL EXPENDITURES &amp; USES</b>	<b>\$ 20,903,967</b>	<b>\$ 20,603,182</b>	<b>\$300,785</b>	<b>1.44%</b>
		Estimate	Actual	Variance	
LINE 6.010	<b>REVENUES OVER EXPENSES</b>	<b>\$ 858,033</b>	<b>\$ 1,423,229</b>	<b>\$565,196</b>	
LINE 7.020	<b>ENDING CASH BALANCE</b>	<b>\$ 1,712,856</b>	<b>\$ 2,278,052</b>	<b>\$565,196</b>	
	Less Reserves	\$ (87,929)	\$ (87,929)	\$ -	
	Less Outstanding Encumbrances	\$ (95,000)	\$ (143,682)	\$ (48,682)	
LINE 15.010	<b>Unreserved Fund Balance</b>	<b>\$ 1,529,927</b>	<b>\$ 2,046,441</b>	<b>\$516,514</b>	
		Estimate	Actual	Benchmark Yr. End	
	Salaries/Benefits as % of Revenue	78.5%	75.6%	80.1% or below	
	<b>True Days Cash - Calendar Days on which can operate</b>	<b>30</b>	<b>40</b>	<b>30 or above</b>	

## Lexington Local Schools General Fund Cash Balance

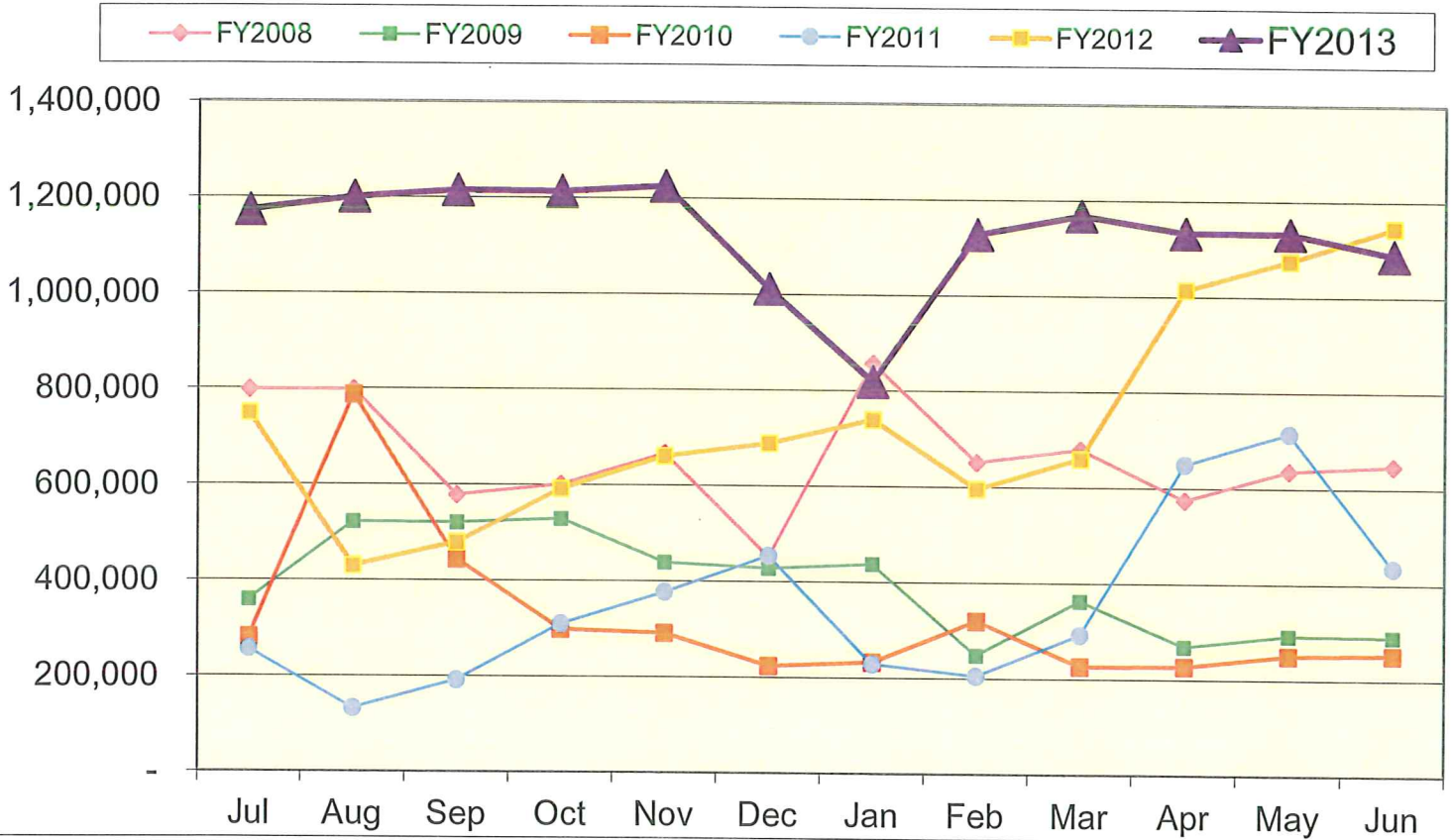




## Lexington Local Schools Food Service Fund Cash Balance



## Lexington Local Schools Employee Benefits Fund Cash Balance



## Lexington Local Schools

### Permanent Improvement Fund 6/30/2013

Instruction and Administration	Budgeted Amount	Actual Fiscal Year Expended	Current Encumbrances	Available Budget
Playground equipment	\$ 4,000.00	\$ -	\$ -	\$4,000.00
Textbooks and instructional equipment	\$ 56,671.89	\$ 41,199.82	\$ -	\$15,472.07
HS Chair lift to art room	\$ 15,780.00	\$ 15,780.00	\$ -	\$0.00
Art room furniture for Western	\$ 1,943.00	\$ 1,943.40	\$ -	(\$0.40)
Carpet for Eastern	\$ 1,205.00	\$ 1,204.50	\$ -	\$0.50
Office Furniture	\$ 9,369.00	\$ 8,086.16	\$ -	\$1,282.84

#### Maintenance

Asphalt - patching, JH, Championship Dr.	\$ 52,500.00	\$ 52,400.00	\$ -	\$100.00
Concrete - bus garage	\$ 15,000.00	\$ 14,800.00	\$ -	\$200.00
Mower lease	\$ 19,416.00	\$ 19,416.08	\$ -	(\$0.08)
Water Heater	\$ 4,400.00	\$ 4,406.24	\$ -	(\$6.24)

#### Transportation

New bus and security camera	\$ 88,650.00	\$ 88,638.83	\$ -	\$11.17
-----------------------------	--------------	--------------	------	---------

#### Technology

Dell lease	\$ 85,400.00	\$ 85,357.46	\$ -	\$42.54
Computers, servers, tech equip., etc.	\$ 110,600.00	\$ 95,859.33	\$ 31,468.00	(\$16,727.33)
Smartboards	\$ 4,000.00	\$ -	\$ -	\$4,000.00
HS Wireless Access	\$ 11,520.00	\$ -	\$ -	\$11,520.00

#### Food Service

Kitchen and cafeteria equipment	\$ 30,100.00	\$ 22,354.75	\$ -	\$7,745.25
---------------------------------	--------------	--------------	------	------------

#### Athletics and Student Activities

Music - instruments, etc.	\$ 11,000.00	\$ 11,189.00	\$ -	(\$189.00)
Athletic equipment - swim, laptop	\$ 5,539.00	\$ 7,473.93	\$ 3,895.78	(\$5,830.71)
HS backboards, Track repair	\$ 2,000.00	\$ -	\$ 1,150.00	\$850.00
Track Equipment	\$ 7,200.00	\$ 7,459.00	\$ -	(\$259.00)

#### Fees

Tax Collection Fees	\$ 12,000.00	\$ 11,995.07	\$ -	\$4.93
---------------------	--------------	--------------	------	--------

	Budgeted Amount	Actual Fiscal Year Expended	Current Encumbrances	Available Budget
<b>Totals</b>	\$ 548,293.89	\$ 489,563.57	\$ 36,513.78	\$ 22,216.54
Return of Advance to General Fund	\$ 50,000.00	\$ 50,000.00		
<b>Total Budgeted Plus Return to Gen. Fund</b>	<u>\$ 598,293.89</u>			

Actual Cash Balance 7/1/12	\$ 2,518.42
Revenues FY13 - Taxes from levy	\$ 697,460.25
Expenditures FY13	\$ (539,563.57)
<b>Current Cash Balance</b>	<b>\$160,415.10</b>
Current Encumbrances	\$ (36,513.78)
<b>Available Balance</b>	<b>\$123,901.32</b>

Check#	Check Date	Org Sta	Vendor Paid	Check Amount	Status Date
067792	06/05/2013	W/R	GRANTER'S GRINDERS	105.00	06/10/2013
067793	06/07/2013	W/R	NICKLES BAKERY	307.06	06/12/2013
067794	06/07/2013	W/R	MILLER, ANTHONY	240.66	06/17/2013
067795	06/07/2013	W/R	AWARDSMITH	1,719.70	06/13/2013
067796	06/07/2013	W/R	BAKER VEHICLE SYSTEMS, INC.	5,400.00	06/11/2013
067797	06/07/2013	W/R	BISHOP, BERTHA	240.66	06/10/2013
067798	06/07/2013	W/R	CARDINAL BUS SALES & SERVICE	103.50	06/12/2013
067799	06/07/2013	W/R	COLES ENERGY, INC.	72.48	06/12/2013
067800	06/07/2013	W/R	COLUMBUS PRO PERCUSSION, INC.	68.00	06/12/2013
067801	06/07/2013	W/R	CRS DISTRIBUTING	386.00	06/14/2013
067802	06/07/2013	W/R	DAIRY ENTERPRISES INC.	2,272.11	06/11/2013
067803	06/07/2013	W/R	ROBERTS, DEBRA J	75.00	06/10/2013
067804	06/07/2013	W/R	DISC MAKERS	85.00	06/12/2013
067805	06/07/2013	W/R	DYSLEXIA INSTITUTES OF AMERICA	900.00	06/13/2013
067806	06/07/2013	W/R	EDGE DOCUMENT SOLUTIONS, LLC	864.00	06/12/2013
067807	06/07/2013	W/R	FOLLETT LIBRARY RESOURCES	269.61	06/11/2013
067808	06/07/2013	W/R	GRAINGER	563.91	06/11/2013
067809	06/07/2013	W/R	HD SUPPLY FACILITIES	61.28	06/14/2013
067810	06/07/2013	W/R	IRRIGATION SUPPLY OF COLUMBUS	228.47	06/12/2013
067811	06/07/2013	W/R	J & B ACCOUSTICAL	144.90	06/10/2013
067812	06/07/2013	W/R	LEHMAN, JIM	107.00	06/12/2013
067813	06/07/2013	W/R	JONES RENTAL, INC.	396.00	06/11/2013
067814	06/07/2013	W/R	KELL ACE HARDWARE	64.70	06/11/2013
067815	06/07/2013	W/R	PORT-A-POT	730.00	06/14/2013
067816	06/07/2013	W/R	WALKER, LETTY	240.66	06/12/2013
067817	06/07/2013	W/R	LEXINGTON BOARD OF EDUCATION	73.85	06/07/2013
067818	06/07/2013	W/R	MANSFIELD STRUCTURAL &	230.84	06/12/2013
067819	06/07/2013	W/R	MARIANNE LA ROSA, M.A./CC-SLP	75.00	06/13/2013
067820	06/07/2013	W/R	McCAMMON TRENCHING	100.00	06/13/2013
067821	06/07/2013	W/R	MEDCO SPORTS MEDICINE	118.24	06/10/2013
067822	06/07/2013	W/R	METRONOME MUSIC STORE	172.00	06/17/2013
067823	06/07/2013	W/R	MHS INDUSTRIAL SUPPLY	20.64	06/12/2013
067824	06/07/2013	W/R	MID-OHIO AUTO REPAIR	290.23	06/10/2013
067825	06/07/2013	W/R	MID-OHIO ED. SERVICE CENTER	4,738.24	06/10/2013
067826	06/07/2013	W/R	MORITZ CONCRETE	616.50	06/12/2013
067827	06/07/2013	W/R	O.E. MEYER COMPANY	20.85	06/13/2013
067828	06/07/2013	W/R	PLUMBMASTER, INC.	91.55	06/12/2013
067829	06/07/2013	W/R	QUENCH	38.00	06/14/2013
067830	06/07/2013	W/R	REALLY GOOD STUFF	315.50	06/12/2013
067831	06/07/2013	W/R	RENHILL GROUP, INC.	1,872.40	06/11/2013
067832	06/07/2013	W/R	SHERWIN-WILLIAMS	109.18	06/12/2013
067833	06/07/2013	W/R	CUMMINS, STEVE	481.32	06/11/2013
067834	06/07/2013	W/R	UCS-SPIRIT	7,459.00	06/11/2013
067835	06/07/2013	W/R	VERIZON WIRELESS	360.60	06/14/2013
067836	06/07/2013	W/R	WAL-MART DISCOUNT CITIES	934.03	06/17/2013
067837	06/07/2013	W/W	WALNUT HILLS SWIM CLUB	174.00	
067838	06/10/2013	W/R	ADVANCED TURF SOLUTIONS	2,103.44	06/13/2013
067839	06/10/2013	W/R	NICKLES BAKERY	182.13	06/13/2013
067840	06/10/2013	W/R	AMERICAN ELECTRIC POWER	24,754.47	06/13/2013
067841	06/10/2013	W/R	AWARDSMITH	1,431.70	06/13/2013
067842	06/10/2013	W/R	BAKER VEHICLE SYSTEMS, INC.	23.94	06/12/2013
067843	06/10/2013	W/R	WEAVER, BOBBI	180.00	06/17/2013

Check#	Check Date	Org Sta	Vendor Paid	Check Amount	Status Date
067844	06/10/2013	W/R	PELPHREY, CARA	33.78	06/28/2013
067845	06/10/2013	W/R	CHARLES RITTER CO.	86.65	06/12/2013
067846	06/10/2013	W/R	DAIRY ENTERPRISES INC.	1,013.70	06/13/2013
067847	06/10/2013	W/R	DRAIN-PRO	200.00	06/17/2013
067848	06/10/2013	W/R	G & L SUPPLY CO.	354.20	06/12/2013
067849	06/10/2013	W/R	GERMAN'S BUS SALES & SERVICE	3,193.40	06/17/2013
067850	06/10/2013	W/R	GORDON FOOD SERVICE	15,404.87	06/17/2013
067851	06/10/2013	W/R	GRAINGER	452.76	06/13/2013
067852	06/10/2013	W/R	HD SUPPLY FACILITIES	79.00	06/14/2013
067853	06/10/2013	W/R	ITsavvy	1,866.00	06/14/2013
067854	06/10/2013	W/R	JOSTEN'S, INC.	15.12	06/13/2013
067855	06/10/2013	W/R	GROVE, LINDSEY L	41.32	06/14/2013
067856	06/10/2013	W/R	LOW TEMP REFRIGERATION INC.	511.68	06/13/2013
067857	06/10/2013	W/R	LOWE'S HOME CENTER	639.27	06/17/2013
067858	06/10/2013	W/R	MEDCENTRAL PEDIATRIC THERAPY	27,580.00	06/13/2013
067859	06/10/2013	W/R	OLECKI, MICHELLE	278.00	06/13/2013
067860	06/10/2013	W/R	MID-OHIO ED. SERVICE CENTER	2,665.90	06/11/2013
067861	06/10/2013	W/R	MILLIRON WASTE MGT.	809.64	06/12/2013
067862	06/10/2013	W/R	RICHLAND CO. HEALTH DEPT	3,228.26	06/13/2013
067863	06/10/2013	W/R	N & A NORTH WOODS	200.00	06/13/2013
067864	06/10/2013	W/R	ACORN DISTRIBUTORS, INC.	79.72	06/17/2013
067865	06/10/2013	W/R	NORTH CENTRAL OHIO ESC	490.00	06/12/2013
067866	06/10/2013	W/R	OHIO ALLIANCE BILLING LLC	119.37	06/13/2013
067867	06/10/2013	W/R	PERSONALIZE IT	360.00	06/24/2013
067868	06/10/2013	W/R	PLANNER PADS, CO.	109.89	06/21/2013
067869	06/10/2013	W/R	PLUMBMASTER, INC.	188.09	06/14/2013
067870	06/10/2013	W/R	QUENCH	38.00	06/17/2013
067871	06/10/2013	W/R	BROWN, RALPH & JAN	50.00	06/14/2013
067872	06/10/2013	W/R	REX PIPE AND SUPPLY CO.	43.00	06/12/2013
067873	06/10/2013	W/R	DUNN, RICHARD	190.00	06/13/2013
067874	06/10/2013	W/R	BARRETT, ROBIN	31.00	06/27/2013
067875	06/10/2013	W/R	SHERWIN-WILLIAMS	511.69	06/14/2013
067876	06/10/2013	W/R	SIESEL DISTRIBUTING, LLC	68.98	06/14/2013
067877	06/10/2013	W/R	SoftwareONE, Inc.	6,652.80	06/17/2013
067878	06/10/2013	W/R	STATE TEACHERS RETIREMENT	4,386.94	06/13/2013
067879	06/10/2013	W/R	SYSCO CLEVELAND, INC.	1,852.41	06/12/2013
067880	06/10/2013	W/R	TRANSPORTATION ACCESSORIES CO.	33.90	06/13/2013
067881	06/10/2013	W/R	OHIO BUREAU OF CRIMINAL IDENT.	1,150.00	06/17/2013
067882	06/10/2013	W/R	OHIO DEPT. OF EDUCATION	25.00	06/19/2013
067883	06/10/2013	W/R	TREASURER OF STATE OF OH	57.68	06/14/2013
067884	06/10/2013	W/R	TRUCK SALES & SERVICE, INC.	1,326.82	06/14/2013
067885	06/10/2013	W/R	VILLAGE OF LEXINGTON	5,721.79	06/13/2013
067886	06/10/2013	W/R	WOLFF BROS. SUPPLY, INC.	843.00	06/13/2013
067887	06/11/2013	B/V	WISENBARGER, DEBRA	27.00	06/11/2013
067888	06/11/2013	B/R	MIKAWA, SANAE	13.75	06/17/2013
067889	06/11/2013	B/R	AHRENS, TERRY	64.75	06/19/2013
067890	06/11/2013	B/R	WISENBARGER, DEBRA	22.00	06/14/2013
067891	06/12/2013	W/R	ALFRED UNIVERSITY	750.00	06/20/2013
067892	06/12/2013	W/R	AWARDSMITH	461.85	06/21/2013
067893	06/12/2013	W/W	CALLIS, BRANDEE	8.76	
067894	06/12/2013	W/R	MERRITT, CAROL	28.82	06/25/2013
067895	06/12/2013	W/R	WEIKLE, CONNIE	47.46	06/17/2013

Date: 7/03/2013

C H E C K   R E G I S T E R  
Processing Month: June 2013  
LEXINGTON LOCAL SCHOOLS

Page: 3  
(CHKREG)

Check#	Check Date	Org Sta	Vendor Paid	Check Amount	Status Date
067896	06/12/2013	W/R	CULLIGAN QUALITY WATER	37.00	06/17/2013
067897	06/12/2013	W/R	ROBERTS, DEBRA J	520.00	06/14/2013
067898	06/12/2013	W/R	WISENBARGER, DEBRA	40.68	06/17/2013
067899	06/12/2013	W/R	FORGET-ME-NOT FLOWER SHOP, INC.	396.00	06/13/2013
067900	06/12/2013	W/R	G & L SUPPLY CO.	2,152.55	06/14/2013
067901	06/12/2013	W/R	GERMAN'S BUS SALES & SERVICE	515.63	06/19/2013
067902	06/12/2013	W/R	GRAINGER	353.52	06/17/2013
067903	06/12/2013	W/R	HERMITAGE ART COMPANY, INC	157.22	06/17/2013
067904	06/12/2013	W/R	ITsavvy	2,089.00	06/17/2013
067905	06/12/2013	W/R	J & B ACOUSTICAL	127.00	06/13/2013
067906	06/12/2013	W/R	BERICK, JEANNETTE	12.43	06/27/2013
067907	06/12/2013	W/R	HARRIS, JOHN F	27.00	06/12/2013
067908	06/12/2013	W/R	JOHN GARBER MATERIALS, INC.	164.66	06/17/2013
067909	06/12/2013	W/R	JOSTEN'S, INC.	24.50	06/17/2013
067910	06/12/2013	W/R	RITCHEY, KELLIE ANN	1,000.00	06/14/2013
067911	06/12/2013	W/W	LAKEWOOD RACQUET CLUB	500.00	
067912	06/12/2013	W/R	CARTER, LAURA	7.35	06/19/2013
067913	06/12/2013	W/R	LEXINGTON ACADEMIC BOOSTERS	564.11	06/19/2013
067914	06/12/2013	W/R	LEXINGTON ATH. BOOSTERS	500.00	06/13/2013
067915	06/12/2013	W/R	MHS INDUSTRIAL SUPPLY	13.22	06/17/2013
067916	06/12/2013	W/R	MID-OHIO ED. SERVICE CENTER	575.00	06/13/2013
067917	06/12/2013	W/R	ONTARIO ATHLETIC DEPT.	120.00	06/17/2013
067918	06/12/2013	W/R	POST MASTER	69.00	06/17/2013
067919	06/12/2013	W/R	RC THERAPY SERVICES, INC.	6,727.50	06/17/2013
067920	06/12/2013	W/R	RICHLAND NEWHOPE CENTER	7,578.75	06/17/2013
067921	06/12/2013	W/R	SHIRT SHACK, INC.	133.00	06/14/2013
067922	06/12/2013	W/R	UCA SUMMER CAMPS	6,174.00	06/19/2013
067923	06/14/2013	W/R	AIRGAS USA, LLC	34.51	06/19/2013
067924	06/14/2013	W/R	ASHLAND UNIVERSITY	14,508.00	06/17/2013
067925	06/14/2013	W/R	BLICK ART MATERIALS	143.67	06/17/2013
067926	06/14/2013	W/R	CARDINAL BUS SALES & SERVICE	94,646.00	06/19/2013
067927	06/14/2013	W/W	CALLAHAN, CHERYL	1.13	
067928	06/14/2013	W/R	CLEAR FORK VALLEY LOCAL	1,600.00	06/17/2013
067929	06/14/2013	W/R	CRESTVIEW LOCAL SCHOOL	20,250.00	06/17/2013
067930	06/14/2013	W/R	ROBERTS, DAVID	33.57	06/28/2013
067931	06/14/2013	W/R	DEMCO, INC.	1,571.88	06/19/2013
067932	06/14/2013	W/R	DYER, NATHAN	100.00	06/17/2013
067933	06/14/2013	W/R	GEYER'S MARKET'S, INC.	951.41	06/17/2013
067934	06/14/2013	W/R	GILBARCO INC.	30.00	06/17/2013
067935	06/14/2013	W/W	DELEON, JOSE LUIS JR	100.00	
067936	06/14/2013	W/R	MANSFIELD AUTO PARTS	787.98	06/17/2013
067937	06/14/2013	W/R	METROPOLITAN EDUCATIONAL	1,049.60	06/24/2013
067938	06/14/2013	W/R	KATHREIN, MICHAEL	158.85	06/21/2013
067939	06/14/2013	W/R	OHIO CARDINAL CONFERENCE	647.00	06/25/2013
067940	06/14/2013	W/R	QUENCH	38.00	06/19/2013
067941	06/14/2013	W/R	S & S COACH CO.	375.00	06/17/2013
067942	06/14/2013	W/R	SCHOOL EMPLOYEES	4,270.56	06/24/2013
067943	06/14/2013	W/R	STATE TEACHERS RETIREMENT	3,638.10	06/25/2013
067944	06/14/2013	W/R	SCHOOL SPECIALTY INC.	637.88	06/20/2013
067945	06/25/2013	W/R	CBIZ BENEFITS & INSURANCE	2,750.00	06/28/2013
067946	06/25/2013	W/W	CenturyLink	1,438.94	
067947	06/25/2013	W/W	CHRIS A. THOMPSON	160.00	

Date: 7/03/2013

C H E C K R E G I S T E R  
Processing Month: June 2013  
LEXINGTON LOCAL SCHOOLS

Page: 4  
(CHKREG)

Check#	Check Date	Org Sta	Vendor Paid	Check Amount	Status Date
067948	06/25/2013	W/W	ELECTRICAL APPLIANCE REPAIR	98.50	
067949	06/25/2013	W/R	GRAINGER	158.10	06/28/2013
067950	06/25/2013	W/W	HARBOR FREIGHT TOOLS	164.84	
067951	06/25/2013	W/R	HD SUPPLY FACILITIES	322.38	06/28/2013
067952	06/25/2013	W/W	OHIO SCHOOL PLAN	58,627.00	
067953	06/25/2013	W/R	J & B ACCOUSTICAL	39.14	06/25/2013
067954	06/25/2013	W/R	LESCH BATTERY & POWER	43.00	06/27/2013
067955	06/25/2013	W/W	MANSFIELD CITY SCHOOLS	2,100.00	
067956	06/25/2013	W/W	LONG, MARY	349.96	
067957	06/25/2013	W/R	MEDCENTRAL HEALTH SYSTEM	6,500.00	06/28/2013
067958	06/25/2013	W/R	MID-OHIO ED. SERVICE CENTER	7,276.98	06/25/2013
067959	06/25/2013	W/W	ACORN DISTRIBUTORS, INC.	29.88	
067960	06/25/2013	W/R	NORTH CENTRAL OHIO ESC	595.00	06/27/2013
067961	06/25/2013	W/R	RENHILL GROUP, INC.	1,537.60	06/28/2013
067962	06/25/2013	W/R	RICHLAND NEWHOPE CENTER	4,202.10	06/28/2013
067963	06/25/2013	W/W	SHERWIN-WILLIAMS	871.38	
067964	06/25/2013	W/W	STAPLES	371.54	
067965	06/25/2013	W/R	POWR-FLITE	92.41	06/28/2013
067966	06/25/2013	W/R	VERIZON WIRELESS	1,122.53	06/28/2013
067967	06/25/2013	W/W	WAL-MART DISCOUNT CITIES	88.77	
067968	06/25/2013	W/R	WOLFF BROS. SUPPLY, INC.	443.11	06/28/2013
067969	06/25/2013	W/W	RESOURCES FOR EDUCATORS, INC.	229.00	
067970	06/26/2013	W/W	AMERICAN INSTITUTE FOR RESEARC	75.00	
067971	06/26/2013	W/W	WITTMER, DAN	384.00	
067972	06/26/2013	W/R	DECKER DEPOT PARTY SHOPPE	166.50	06/28/2013
067973	06/26/2013	W/W	ESC OF CENTRAL OHIO	85.00	
067974	06/26/2013	W/R	G & L SUPPLY CO.	843.30	06/28/2013
067975	06/26/2013	W/W	GLAZE, ASHLEY	1,543.00	
067976	06/26/2013	W/W	ITsavvy	4,995.50	
067977	06/26/2013	W/R	J & B ACCOUSTICAL	127.00	06/27/2013
067978	06/26/2013	W/W	McPEEK, KRISTEN	180.00	
067979	06/26/2013	W/R	LEXINGTON ATH. BOOSTERS	1,443.65	06/27/2013
067980	06/26/2013	W/W	MADISON FAMILY PRACTICE	60.00	
067981	06/26/2013	W/R	MID-OHIO ED. SERVICE CENTER	200.00	06/27/2013
067982	06/26/2013	W/W	MINUTEMAN PRESS	543.63	
067983	06/26/2013	W/W	ACORN DISTRIBUTORS, INC.	160.03	
067984	06/26/2013	W/W	OHIO ALLIANCE BILLING LLC	41.20	
067985	06/26/2013	W/W	SAM'S CLUB	119.48	
067986	06/26/2013	W/W	THORBURN, SARA	380.00	
067987	06/26/2013	W/R	SPORT-N-SHOES	784.00	06/28/2013
067988	06/26/2013	W/W	STANTON SHEET MUSIC	434.20	
067989	06/26/2013	W/W	THE HONORS PROGRAM	373.50	
067990	06/26/2013	W/W	WOLFF BROS. SUPPLY, INC.	238.35	
067991	06/27/2013	W/W	AMERICAN ELECTRIC POWER	19,095.51	
067992	06/27/2013	W/W	BALL, BENJAMIN	23.17	
067993	06/27/2013	W/W	BAZLEY, BRIAN	64.41	
067994	06/27/2013	W/W	CARDINAL RENTAL & SALES, LTD	177.00	
067995	06/27/2013	W/W	COLES ENERGY, INC.	3,197.94	
067996	06/27/2013	W/W	BOND, DAVID A	74.58	
067997	06/27/2013	W/W	GERMAN'S BUS SALES & SERVICE	3,189.32	
067998	06/27/2013	W/W	GEYER'S MARKET'S, INC.	30.39	
067999	06/27/2013	W/W	HD SUPPLY FACILITIES	31.86	

Date: 7/03/2013

C H E C K R E G I S T E R  
Processing Month: June 2013  
LEXINGTON LOCAL SCHOOLS

Page: 5  
(CHKREG)

Check#	Check Date	Org Sta	Vendor Paid	Check Amount	Status Date
068000	06/27/2013	W/W	LOW TEMP REFRIGERATION INC.	367.72	
068001	06/27/2013	W/W	LOWE'S HOME CENTER	215.73	
068002	06/27/2013	W/W	MANSFIELD AUTO PARTS	498.84	
068003	06/27/2013	W/W	MEDCENTRAL PEDIATRIC THERAPY	34,400.00	
068004	06/27/2013	W/W	MCCAMMON, MEGAN	1,570.00	
068005	06/27/2013	W/W	MID-OHIO ED. SERVICE CENTER	760.62	
068006	06/27/2013	W/W	RICHLAND CO. HEALTH DEPT	4,896.07	
068007	06/27/2013	W/W	MVD SPORTS	612.90	
068008	06/27/2013	W/W	ACORN DISTRIBUTORS, INC.	60.49	
068009	06/27/2013	W/W	OHIO HEALTH CONSORTIUM, INC.	463.00	
068010	06/27/2013	W/W	PIONEER CAREER & TECHNOLOGY	35.00	
068011	06/27/2013	W/W	POST MASTER	184.00	
068012	06/27/2013	W/W	RENHILL GROUP, INC.	127.62	
068013	06/27/2013	W/W	RICHLAND CO. JUVENILE COURT	355.47	
068014	06/27/2013	W/W	TOMMELLEO, ROBERT J	28.25	
068015	06/27/2013	W/W	SOLUBLE SOLUTIONS	1,350.00	
068016	06/27/2013	W/W	UNITED STATES TREASURY	701.00	
068017	06/27/2013	W/W	ZAPs	500.00	
068018	06/27/2013	W/W	JOSTEN'S, INC.	240.99	
068019	06/27/2013	W/W	LEXINGTON ATHLETIC ACCOUNT	1,187.10	
068020	06/27/2013	W/W	MEDCENTRAL PEDIATRIC THERAPY	4,880.00	
690440	06/05/2013	C/R	LEXINGTON SCHOOLS - PAYROLL	606,426.60	06/28/2013
690441	06/07/2013	M/M	LEXINGTON SCHOOLS - PAYROLL	8,019.92	
690442	06/11/2013	M/M	MERCURY PAYMENT SYSTEMS	189.07	
690443	06/12/2013	M/M	LEXINGTON BOARD OF ED.	442.61	
690444	06/20/2013	C/R	LEXINGTON SCHOOLS - PAYROLL	665,242.07	06/28/2013
690445	06/14/2013	M/M	ANTHEM BENEFIT SERVICES	253,149.57	
690446	06/14/2013	M/M	LEXINGTON SCHOOLS - PAYROLL	8,333.90	
690447	06/19/2013	M/M	MEMO-S.E.R.S.	41,690.00	
690448	06/19/2013	M/M	MEMO-S.T.R.S.	88,286.00	
690449	06/26/2013	M/M	RICHLAND BANK - (MEMO FEE)	141.77	
690450	06/26/2013	M/M	LEXINGTON BOARD OF ED.	91.12	
690452	06/27/2013	T/R	LEXINGTON BOARD OF ED.	38,948.00	06/28/2013
Total Checks Issued				\$ 2,216,242.74	



DATE: 07/03/2013  
 TIME: 12:02

LEXINGTON LOCAL SCHOOLS  
 TRANS. BY FUND/RCPT, ALL FUNDS  
 DATES 06/01/2013 THRU 06/30/2013  
 SORTED BY TRANSACTION DATE

PAGE: 1  
 (RECELD)

TRANS NO	ITEM NO	TRANS DATE	STS	DESCRIPTION OR SOURCE	TI	FUND	RCPT	SPCC	SUBJ	DFU	TRANS AMOUNT
063922	0001	06/04/2013	A	Buchanan April Tuit	03	001	1211	0000	000000	000	563.06
063957	0001	06/14/2013	A	Buchanan May Tuition	03	001	1211	0000	000000	000	563.06
RCPT CODE SUB-TOTAL:											1,126.12
063931	0016	06/07/2013	A	SB 140 Tuition	03	001	1221	0000	000000	000	0.00
063969	0016	06/21/2013	A	Bridge Adjustment FY 2012	03	001	1221	0000	000000	000	1.52-
RCPT CODE SUB-TOTAL:											1.52-
063931	0017	06/07/2013	A	SF-14H Spec . Ed Tuition	03	001	1223	0000	000000	000	0.00
063969	0017	06/21/2013	A	SF-14H Spec . Ed Tuition	03	001	1223	0000	000000	000	0.00
RCPT CODE SUB-TOTAL:											0.00
063931	0008	06/07/2013	A	Open Enrollment Revenue	03	001	1227	0000	000000	000	47.53
063969	0008	06/21/2013	A	Open Enrollment Revenue	03	001	1227	0000	000000	000	47.53
RCPT CODE SUB-TOTAL:											95.06
063984	0001	06/28/2013	A	Richland Bank June Interest	03	001	1410	0000	000000	000	393.77
RCPT CODE SUB-TOTAL:											393.77
063916	0001	06/03/2013	A	Western School fees	03	001	1740	0000	000000	500	27.50
063918	0001	06/03/2013	A	HS School Fees	03	001	1740	0000	000000	100	244.00
063919	0001	06/03/2013	A	HS School Fees	03	001	1740	0000	000000	100	470.34
063920	0001	06/04/2013	A	HS School Fees	03	001	1740	0000	000000	100	82.00
063952	0001	06/13/2013	A	HS School Fees	03	001	1740	0000	000000	100	90.00
RCPT CODE SUB-TOTAL:											913.84
063948	0001	06/12/2013	A	Bldg Rental Income	03	001	1810	0000	000000	000	586.45
063976	0001	06/24/2013	A	Bldg Rental - Zumba	03	001	1810	0000	000000	000	90.00
RCPT CODE SUB-TOTAL:											676.45
063930	0001	06/07/2013	A	Bus Garage Used Oil	03	001	1890	0000	000000	800	225.00
063932	0001	06/07/2013	A	Jr High Misc Income	03	001	1890	0000	000000	000	0.94
063932	0002	06/07/2013	A	Central Misc Income	03	001	1890	0000	000000	000	1.97
063956	0001	06/14/2013	A	Softball & Track reimbursement	03	001	1890	0000	000000	000	543.92
063978	0001	06/24/2013	A	Measured Progress Reimb	03	001	1890	0000	000000	000	243.60
063980	0001	06/25/2013	A	Refund of K. Young contributio	03	001	1890	0000	000000	000	6,861.43
063988	0001	06/30/2013	A	Refund K. Young STRS contrib	03	001	1890	0000	000000	000	6,861.43-

STATUS (STS) CODES:

A-RECEIPT B-REFUND OF RECEIPT V-VOID REFUND OF RECEIPT X-REDUCTION OF EXPENDITURE  
 C-APPROPRIATION OR BUDGET MODIFICATIONS D-EXPENSE/SUPPLIES DISTRIBUTION F-FUND TO FUND TRANSFER

DATE: 07/03/2013  
 TIME: 12:02

LEXINGTON LOCAL SCHOOLS  
 TRANS. BY FUND/RCPT, ALL FUNDS  
 DATES 06/01/2013 THRU 06/30/2013  
 SORTED BY TRANSACTION DATE

PAGE: 2  
 (RECLD)

TRANS NO	ITEM NO	TRANS DATE	STS	DESCRIPTION OR SOURCE	TI	FUND	RCPT	SPEC	SUBJ	OPU	TRANS AMOUNT
063988	0002	06/30/2013	A	Month-end adjust Athl petty ca	03	001	1890	0000	000000	000	0.06-
RCPT CODE SUB-TOTAL:											1,015.37
063931	0001	06/07/2013	A	Foundation Funding	03	001	3110	0000	000000	000	351,973.12
063931	0003	06/07/2013	A	Subsidy for High Perform Distr	03	001	3110	0000	000000	000	1,822.35
063931	0004	06/07/2013	A	Special Ed Transportation	03	001	3110	0000	000000	000	2,111.80
063931	0013	06/07/2013	A	FY12 PASS Adjustment	03	001	3110	0000	000000	000	0.00
063931	0015	06/07/2013	A	Bridge Adjustment FY2012	03	001	3110	0000	000000	000	1,501.14-
063969	0001	06/21/2013	A	Foundation Funding	03	001	3110	0000	000000	000	352,720.88
063969	0003	06/21/2013	A	Subsidy for High Perform Distr	03	001	3110	0000	000000	000	1,826.26
063969	0004	06/21/2013	A	Special Ed Transportation	03	001	3110	0000	000000	000	2,111.80
063969	0013	06/21/2013	A	FY12 PASS Adjustment	03	001	3110	0000	000000	000	0.00
063969	0015	06/21/2013	A	Bridge Adjustment FY2012	03	001	3110	0000	000000	000	1,501.14-
RCPT CODE SUB-TOTAL:											709,563.93
063931	0002	06/07/2013	A	Career-Tech Allocation	03	001	3219	0000	000000	000	196.23
063969	0002	06/21/2013	A	Career-Tech Allocation	03	001	3219	0000	000000	000	196.23
RCPT CODE SUB-TOTAL:											392.46
063982	0001	06/24/2013	A	MEDICAID Recd -6/6/2013	03	001	3300	0000	000000	000	22.57
063982	0002	06/24/2013	A	MEDICAID Recd 6/20/2013	03	001	3300	0000	000000	000	46,162.38
RCPT CODE SUB-TOTAL:											46,184.95
FUND CODE SUB-TOTAL:											760,360.43
063929	0001	06/07/2013	A	Fingerprinting Chgs	03	001	1890	9800	000000	000	27.00
063933	0001	06/10/2013	A	Fingerprint chgs	03	001	1890	9800	000000	000	27.00
063934	0001	06/10/2013	A	Fingerprint chgs	03	001	1890	9800	000000	000	27.00-
063935	0001	06/10/2013	A	Fingerprint chgs	03	001	1890	9800	000000	000	76.00
063911	0001	06/11/2013	V	FINGERPRINTING CHARGES	03	001	1890	9800	000000	000	27.00
063911	0001	06/11/2013	B	FINGERPRINTING CHARGES	03	001	1890	9800	000000	000	27.00-
063914	0001	06/11/2013	B	REFUND FOR FINGERPRINTING	03	001	1890	9800	000000	000	22.00-
063935	0001	06/14/2013	A	Fingerprinting Chgs	03	001	1890	9800	000000	000	54.00
063966	0001	06/20/2013	A	Fingerprinting Chgs	03	001	1890	9800	000000	000	103.00
063978	0002	06/24/2013	A	Fingerprint chg	03	001	1890	9800	000000	000	27.00
RCPT CODE SUB-TOTAL:											265.00
FUND CODE SUB-TOTAL:											265.00

STATUS (STS) CODES:

A-RECEIPT B-REFUND OF RECEIPT V-VOID REFUND OF RECEIPT X-REDUCTION OF EXPENDITURE  
 C-APPROPRIATION OR BUDGET MODIFICATIONS D-EXPENSE/SUPPLIES DISTRIBUTION F-FUND TO FUND TRANSFER

DATE: 07/03/2013  
 TIME: 12:02

LEXINGTON LOCAL SCHOOLS  
 TRANS. BY FUND/RCPT, ALL FUNDS  
 DATES 06/01/2013 THRU 06/30/2013  
 SORTED BY TRANSACTION DATE

PAGE: 3  
 (RECLED)

TRANS NO	ITEM NO	TRANS DATE	STS DESCRIPTION OR SOURCE	TI FUND RCPT SPCC SUBJ	OPU	TRANS AMOUNT
063912	0001	06/11/2013	B LUNCH REFUND	03 006 1512 0000 000000 400		13.75-
063913	0001	06/11/2013	B LUNCH ACCT REFUND	03 006 1512 0000 000000 400		64.75-
RCPT CODE SUB-TOTAL:						78.50-
063921	0001	06/04/2013	A Food Service Coke Comm	03 006 1851 0000 000000 000		178.43
RCPT CODE SUB-TOTAL:						178.43
063924	0001	06/04/2013	A 3.5 Breakfast & Senior Breakf	03 006 1890 0000 000000 000		1,022.55
RCPT CODE SUB-TOTAL:						1,022.55
063972	0001	06/11/2013	A State Breakfast - Central	03 006 3200 0000 000000 400		45.00
063972	0002	06/11/2013	A State Breakfast - Eastern	03 006 3200 0000 000000 300		42.00
063972	0003	06/11/2013	A State Breakfast - HS	03 006 3200 0000 000000 100		13.00
063972	0004	06/11/2013	A State Breakfast JH	03 006 3200 0000 000000 200		12.00
063972	0005	06/11/2013	A State Breakfast Western	03 006 3200 0000 000000 500		37.96
RCPT CODE SUB-TOTAL:						149.96
063973	0001	06/12/2013	A Federal Reimb Lunch High	03 006 4120 0000 000000 100		9,528.01
063973	0002	06/12/2013	A Federal Reimb Lunch Jr High	03 006 4120 0000 000000 200		7,554.18
063973	0003	06/12/2013	A Federal Reimb Lunch Central	03 006 4120 0000 000000 400		6,676.30
063973	0004	06/12/2013	A Federal Reimb Lunch East	03 006 4120 0000 000000 300		9,607.24
063973	0005	06/12/2013	A Federal Reimb Lunch Western	03 006 4120 0000 000000 500		5,746.04
063973	0006	06/12/2013	A Fed Reimb Breakfast - High	03 006 4120 0000 000000 100		91.62
063973	0007	06/12/2013	A Federal Reimb Breakfast - Jr H	03 006 4120 0000 000000 200		152.75
063973	0008	06/12/2013	A Federal Reimb Break - Central	03 006 4120 0000 000000 400		858.28
063973	0009	06/12/2013	A Federal Reimb Break - East	03 006 4120 0000 000000 300		1,233.18
063973	0010	06/12/2013	A Federal Reimb Break - Western	03 006 4120 0000 000000 500		754.62
RCPT CODE SUB-TOTAL:						42,202.22
063986	0001	06/27/2013	F ADVANCE TO FOOD SERVICE	08 006 5210 0000 000000 000		32,000.00
RCPT CODE SUB-TOTAL:						32,000.00
FUND CODE SUB-TOTAL:						75,474.66
063984	0003	06/28/2013	A Richland Bank June Interest	03 007 1410 9800 000000 000		1.19
RCPT CODE SUB-TOTAL:						1.19

STATUS (STS) CODES:

A-RECEIPT B-REFUND OF RECEIPT V-VOID REFUND OF RECEIPT X-REDUCTION OF EXPENDITURE  
 C-APPROPRIATION OR BUDGET MODIFICATIONS D-EXPENSE/SUPPLIES DISTRIBUTION F-FUND TO FUND TRANSFER

DATE: 07/03/2013  
 TIME: 12:02

LEXINGTON LOCAL SCHOOLS  
 TRANS. BY FUND/RCPT, ALL FUNDS  
 DATES 06/01/2013 THRU 06/30/2013  
 SORTED BY TRANSACTION DATE

PAGE: 4  
 (REC'D)

TRANS NO	ITEM NO	TRANS DATE	STS DESCRIPTION OR SOURCE	TI	FUND	RCPT	SPCC	SUBT	OPU	TRANS AMOUNT
								FUND CODE SUB-TOTAL:		1.19
063984	0004	06/28/2013	A Richland Bank JuneInterest	03	007	1410	9801	000000	000	0.20
								RCPT CODE SUB-TOTAL:		0.20
								FUND CODE SUB-TOTAL:		0.20
063936	0001	06/03/2013	A Donation Stu Writing Academy	03	018	1690	9100	000000	000	150.00
063937	0001	06/04/2013	A Donation Stu Writing Academy	03	018	1690	9100	000000	000	600.00
063960	0001	06/17/2013	A Vending Machine Comm	03	018	1690	9100	000000	000	16.54
								RCPT CODE SUB-TOTAL:		766.54
								FUND CODE SUB-TOTAL:		766.54
063915	0001	06/03/2013	A Jr High School Fees - princ	03	018	1620	9200	000000	000	5.50
								RCPT CODE SUB-TOTAL:		5.50
								FUND CODE SUB-TOTAL:		5.50
063959	0001	06/14/2013	A Lifetouch Commission	03	018	1690	9300	000000	000	957.60
								RCPT CODE SUB-TOTAL:		957.60
063926	0001	06/04/2013	A NSF Check - DH for yearbook	03	018	1820	9300	000000	000	24.25-
								RCPT CODE SUB-TOTAL:		24.25-
								FUND CODE SUB-TOTAL:		933.35
063954	0001	06/14/2013	A Misc Income	03	018	1890	9401	000000	000	2.00
								RCPT CODE SUB-TOTAL:		2.00
								FUND CODE SUB-TOTAL:		2.00

STATUS (STS) CODES:

A-RECEIPT B-REFUND OF RECEIPT V-VOID REFUND OF RECEIPT X-REDUCTION OF EXPENDITURE  
 C-APPROPRIATION OR BUDGET MODIFICATIONS D-EXPENSE/SUPPLIES DISTRIBUTION F-FUND TO FUND TRANSFER

DATE: 07/03/2013  
 TIME: 12:02

LEXINGTON LOCAL SCHOOLS  
 TRANS. BY FUND/RCPT, ALL FUNDS  
 DATES 06/01/2013 THRU 06/30/2013  
 SORTED BY TRANSACTION DATE

PAGE: 5  
 (RECLD)

TRANS NO	ITEM NO	TRANS DATE	STS	DESCRIPTION OR SOURCE	TI	FUND	RCPT	SPCC	SUBJ	DFU	TRANS AMOUNT
063916	0002	06/03/2013	A	Western School fees - Princ	03	018	1630	9500	000000	000	10.00
063949	0001	06/12/2013	A	Spring Picture Commission	03	018	1630	9500	000000	000	591.75
RCPT CODE SUB-TOTAL:											601.75
063978	0003	06/24/2013	A	Donation to West Princ Acct	03	018	1690	9500	000000	000	100.00
063981	0001	06/24/2013	A	U of Akron - Stipent Stu Teach	03	018	1690	9500	000000	000	320.00
RCPT CODE SUB-TOTAL:											420.00
FUND CODE SUB-TOTAL:											1,021.75
063944	0003	06/12/2013	A	PTO Recycling-Central	03	019	1890	9121	000000	000	14.98
RCPT CODE SUB-TOTAL:											14.98
FUND CODE SUB-TOTAL:											14.98
063944	0001	06/12/2013	A	PTO Recycling-Eastern	03	019	1890	9122	000000	000	14.97
RCPT CODE SUB-TOTAL:											14.97
FUND CODE SUB-TOTAL:											14.97
063944	0002	06/12/2013	A	PTO Recycling-Western	03	019	1890	9123	000000	000	14.98
RCPT CODE SUB-TOTAL:											14.98
FUND CODE SUB-TOTAL:											14.98
063984	0002	06/28/2013	A	Richland Bank June Int. 024	03	024	1410	0000	000000	000	123.23
RCPT CODE SUB-TOTAL:											123.23
063925	0001	06/04/2013	A	Heck May Ins. Premium	03	024	1872	0000	000000	000	1,438.40
063946	0001	06/12/2013	A	Pentello June Ins premium	03	024	1872	0000	000000	000	88.65
063967	0001	06/20/2013	A	Employees' Premiums June	03	024	1872	0000	000000	000	39,603.66
063968	0001	06/20/2013	A	Board's Premiums June	03	024	1872	0000	000000	000	253,149.57
063977	0001	06/24/2013	A	Heck June Ins Premium	03	024	1872	0000	000000	000	1,438.40
RCPT CODE SUB-TOTAL:											295,718.68
FUND CODE SUB-TOTAL:											295,841.91

STATUS (STS) CODES:

A-RECEIPT B-REFUND OF RECEIPT V-VOID REFUND OF RECEIPT X-REDUCTION OF EXPENDITURE  
 C-APPROPRIATION OR BUDGET MODIFICATIONS D-EXPENSE/SUPPLIES DISTRIBUTION F-FUND TO FUND TRANSFER

DATE: 07/03/2013  
 TIME: 12:02

LEXINGTON LOCAL SCHOOLS  
 TRANS. BY FUND/RCPT, ALL FUNDS  
 DATES 06/01/2013 THRU 06/30/2013  
 SORTED BY TRANSACTION DATE

PAGE: 6  
 (RECELD)

TRANS NO	ITEM NO	TRANS DATE	STS	DESCRIPTION OR SOURCE	TI	FUND	RCPT	SPCC	SUBJ	OPU	TRANS AMOUNT	
063979	0001	06/24/2013	A	HS Yearbook Ad Sales	03	200	1620	9119	000000	000	4,360.00	
											RCPT CODE SUB-TOTAL:	4,360.00
											FUND CODE SUB-TOTAL:	4,360.00
063917	0001	06/03/2013	A	Jr High PE Vending	03	300	1620	9206	000000	000	149.00	
											RCPT CODE SUB-TOTAL:	149.00
											FUND CODE SUB-TOTAL:	149.00
063942	0001	06/12/2013	A	Softball Sect. Program sales	03	300	1620	9600	000000	000	15.00	
063951	0003	06/12/2013	A	Program Sales	03	300	1620	9600	000000	000	696.91	
											RCPT CODE SUB-TOTAL:	711.91
063923	0001	06/04/2013	A	Cheer Camp & Clothing	03	300	1690	9600	000000	000	993.41	
063927	0001	06/06/2013	A	Baseball Clothing	03	300	1690	9600	000000	000	374.50	
063928	0001	06/06/2013	A	Boys & Girls Golf Academy	03	300	1690	9600	000000	000	2,230.00	
063943	0001	06/12/2013	A	Baseball clothing	03	300	1690	9600	000000	000	17.50	
063945	0001	06/12/2013	A	Lex Tourney Acct - cheer trash	03	300	1690	9600	000000	000	56.00	
063947	0001	06/12/2013	A	Softball Jacket/Socks sales	03	300	1690	9600	000000	000	150.00	
063950	0001	06/12/2013	A	Cheer Camp and Clothing	03	300	1690	9600	000000	000	631.38	
063951	0001	06/12/2013	A	Rental Fee Porta Pot & Fees	03	300	1690	9600	000000	000	1,208.48	
063951	0002	06/12/2013	A	T-Shirt sales	03	300	1690	9600	000000	000	287.00	
063953	0001	06/13/2013	A	Cheer Clothing & Camp	03	300	1690	9600	000000	000	1,669.07	
063962	0001	06/18/2013	A	Entry Fees	03	300	1690	9600	000000	000	247.10	
063963	0001	06/19/2013	A	Boys & Girls Golf Academt	03	300	1690	9600	000000	000	180.00	
063964	0001	06/19/2013	A	Cheer Camp & Clothing	03	300	1690	9600	000000	000	314.41	
063965	0001	06/19/2013	A	Girls Soccer Crooks Camp	03	300	1690	9600	000000	000	660.00	
063983	0001	06/28/2013	A	Cheer Camp & TN Reg	03	300	1690	9600	000000	000	1,515.73	
											RCPT CODE SUB-TOTAL:	10,534.58
											FUND CODE SUB-TOTAL:	11,246.49
063987	0001	06/28/2013	A	Regional Track Advance	03	300	1610	9601	000000	000	1,000.00	
063987	0002	06/28/2013	A	Misc deposit	03	300	1610	9601	000000	000	1,014.00	
063987	0003	06/28/2013	A	Regional Track deposit	03	300	1610	9601	000000	000	8,100.00	
											RCPT CODE SUB-TOTAL:	10,116.00

STATUS (STS) CODES:

A-RECEIPT B-REFUND OF RECEIPT V-VOID REFUND OF RECEIPT X-REDUCTION OF EXPENDITURE  
 C-APPROPRIATION OR BUDGET MODIFICATIONS D-EXPENSE/SUPPLIES DISTRIBUTION F-FUND TO FUND TRANSFER

DATE: 07/03/2013  
TIME: 12:02

LEXINGTON LOCAL SCHOOLS  
TRANS. BY FUND/RCPT, ALL FUNDS  
DATES 06/01/2013 THRU 06/30/2013  
SORTED BY TRANSACTION DATE

PAGE: 7  
(RECLD)

TRANS NO	ITEM NO	TRANS DATE	STS DESCRIPTION OR SOURCE	TI	FUND	RCPT	SPCC	SUBJ	OPU	TRANS AMOUNT	
063987	0004	06/28/2013	A Regional Track Prog Sales	03	300	1620	9601	000000	000	500.00	
										RCPT CODE SUB-TOTAL:	500.00
										FUND CODE SUB-TOTAL:	10,616.00
063974	0001	06/18/2013	A Race to the Top revenue	03	506	4220	9013	000000	000	17,894.59	
										RCPT CODE SUB-TOTAL:	17,894.59
										FUND CODE SUB-TOTAL:	17,894.59
063938	0001	06/12/2013	A IDEA-B Revenue	03	516	4220	9013	000000	000	108,646.00	
										RCPT CODE SUB-TOTAL:	108,646.00
										FUND CODE SUB-TOTAL:	108,646.00
063985	0001	06/18/2013	A Title III LEP grant revenue	03	551	4220	9013	000000	000	1,524.98	
										RCPT CODE SUB-TOTAL:	1,524.98
										FUND CODE SUB-TOTAL:	1,524.98
063938	0002	06/12/2013	A Title I revenue	03	572	4220	9013	000000	000	26,222.74	
										RCPT CODE SUB-TOTAL:	26,222.74
										FUND CODE SUB-TOTAL:	26,222.74
063938	0003	06/12/2013	A Title II-A revenue	03	590	4220	9013	000000	000	5,268.81	
										RCPT CODE SUB-TOTAL:	5,268.81
										FUND CODE SUB-TOTAL:	5,268.81
063986	0002	06/27/2013	F ADVANCE TO LUNCH EXP GRANT	08	599	5210	9013	000000	000	6,948.00	
										RCPT CODE SUB-TOTAL:	6,948.00
										FUND CODE SUB-TOTAL:	6,948.00
										GRAND TOTAL:	1,327,594.07

22