

Dear Family:

Your child has learned many new things about words with the Foundations program and I am thankful, once again, to have you assisting as the Coach.

In Unit 8 of Foundations®, I shall introduce a new syllable type to your child. So far, we have worked on closed, vowel-consonant-e, and open syllables. The fourth syllable type is called the **r-controlled syllable**. When a vowel is directly followed by the letter **r**, the **r** changes the sound of the vowel. For example in the word **bark**, the vowel **a** has neither the short nor the long vowel sound.

New keywords will be added to the notebook to help your child remember the new sounds. They are:

ar - bark - /ar/ or - horn - /or/

This type of syllable is marked:

bark
r

The **vowel** and the letter **r** are circled together. Of course, we can combine these syllables with other syllable types already learned:

rēport
o r

garlic
r c

ācorn
o r

Sincerely,





Homework Guide

Follow These 5 Steps:

1. Dictate the word or sentence.
2. Have your child repeat it.
3. Have your child write it.
4. Read the word or sentence again and have your child proofread it carefully.
5. Check his/her work.

WEEK 1

Dictate the words and sentence to your child following the 5 steps listed above.

On Monday Dictate	Review Words	→	scold	reptile	filmed	tent
On Tuesday Dictate	Current Words	→	pork	farm	corn	harp sport
On Wednesday Dictate	Trick Words	→	world	different	answer	large every
On Thursday Dictate	Sentence	→	The storm came quickly.			



Do the "Find the Syllable Type" Activity

Have your child circle the words containing an r-controlled syllable and cross out any word that does not have an r-controlled syllable.

sport	yard	next
crib	bark	farm
short	bolt	porch
cold	lark	art
pork	march	boxes

Have your child write the r-controlled syllable words from above on the lines below and mark them up.

_____	_____
_____	_____
_____	_____
_____	_____



Do the "Read, Write and Mark" Activity

Have your child read the following words, copy them on the line and mark up the syllables.

lark

lark
r

garden

garden
r c

art

forest

fork

hornet

farm

carpet

horn

carton

sharp

armpit

mark

party

north

remark

shark

depart

worn

harvest

**Do the "Fill In the Word" Activity**

Have your child read the sentences and select the correct word from the box to complete each sentence (using each word only once). Write the word on the line and reread the completed sentence.

fort porch storm corn sport
hornet park tardy car thorns

- 1 Basketball is my best _____.
- 2 Sit on the _____ until sunset.
- 3 The kids made a _____ out of sheets.
- 4 The rose had picky _____ on its stem.
- 5 Dad will _____ the van and help mom.
- 6 Kenny will take the _____ to the shop.
- 7 Mark will have _____ for lunch.
- 8 If you are _____, you are late.
- 9 The _____ came in quickly.
- 10 Do not get stung by that _____!

WEEK 1

world

answer

different





→ **Cut words into flashcards.** 1. Each night, help your child **read** all Trick Words from previous units, as well as these. 2. Have your child **trace** each new Trick Word with his or her finger and **spell** it aloud; and 3. Cover up the Trick Word and have your child write it with his or her finger on the table while naming each letter.





Name: _____

Date: _____





Writing Grid for Word and Sentence Homework





Review Words

 _____
 _____
 1 _____ 2 _____
 _____





 _____
 _____
 3 _____ 4 _____
 _____





Current Words





 _____
 _____
 1 _____ 2 _____
 _____

 _____
 _____
 3 _____ 4 _____
 _____





Trick Words





 _____
 _____
 5 _____ 1 _____
 _____

 _____
 _____
 2 _____ 3 _____
 _____

 _____
 _____
 4 _____ 5 _____
 _____

Sentence

 _____
 _____
 1 _____
 _____

 _____
 _____
 _____
 _____