

Dear Family:

In the last Unit, your child practiced the long **o** sound of **ow** as in **snow**. This letter combination actually has another sound as in the word **plow**. In Unit 14, we will work with this **/ou/** sound:

ow says **/ou/** as in **plow***

ou says **/ou/** as in **trout****

Once again, the reading of the words in context will be easier than spelling the word in isolation. Practice, practice, practice is key. Thank you for your help.

Sincerely,

*Note: The **ow** also says **/ō/** as in **snow**. You may remember working on this sound in Unit 13.

Note: The **ou also says **/ü/** as in **soup**. We will work on this sound in Unit 15.





Homework Guide

Follow These 5 Steps:

1. Dictate the word or sentence.
2. Have your child repeat it.
3. Have your child write it.
4. Read the word or sentence again and have your child proofread it carefully.
5. Check his/her work.

WEEK 1

Dictate the words and sentence to your child following the 5 steps listed above.

On Monday Dictate	Review Words	→	doe	train	spray	show
On Tuesday Dictate	Current Words	→	flower	cloudy	wow	scout power
On Wednesday Dictate	Trick Words	→	Wednesday	sure	Thursday only	Saturday
On Thursday Dictate	Sentence	→	Do you like clam chowder?			

WEEK 2

Dictate the words and sentence to your child following the 5 steps listed above.

On Monday Dictate	Review Words	→	leak	stump	grove	massive
On Tuesday Dictate	Current Words	→	couch	shower	found	owl south
On Wednesday Dictate	Trick Words	→	bought	brought	beautiful	thought piece
On Thursday Dictate	Sentence	→	Now we must jog to the tower.			



Do the "Read, Write and Mark" Activity

Have your child read the following words, copy them on the line and mark up the syllables.

flower flower
 d r

out _____

foul _____

loud _____

tower _____

south _____

now _____

found _____

frown _____

couch _____

clown _____

sound _____

count _____

lousy _____

scout _____

owl _____

ouch _____

shout _____

cloud _____

gown _____

**Do the "Fill In the Word" Activity**

Have your child read the sentences and select the correct word from the box to complete each sentence (using each word only once). Write the word on the line and reread the completed sentence.

pronounce ground loud clown south
scoutmaster powder found tower chowder

- 1 The band was playing _____ music.
- 2 The _____ was very funny.
- 3 The baby fell on the wet _____.
- 4 The birds fly _____ in the winter.
- 5 The boys _____ several coins in the yard.
- 6 How do you _____ that word?
- 7 Now we must jog to the _____.
- 8 Sometimes _____ makes me sneeze.
- 9 Do you like clam _____?
- 10 My Dad is a _____.




Do the "Sentence Correction" Activity


Have your child proofread the sentence and add capitalization and punctuation. Also, have him or her circle the /ou/ sound.


- 1 mom picked up some baby powder at the store
- 2 do you like the sound of birds chirping
- 3 dad likes to take a nap on the couch
- 4 the king lost his crown
- 5 are they expecting rain showers on sunday


Have your child choose two sentences to write on the lines below. Have him/her add capital letters and punctuation, and proofread carefully.


1


 _____


 _____


 _____

 _____


 _____


 _____


 _____


 _____


2


 _____


 _____


 _____

 _____

 _____

 _____

 _____

 _____



Do the "Pick the Right Vowel Team" Activity

Have your child select a vowel combination from the top of each box to form real words. Have your child write the letters on the lines. Use a dictionary as needed. Read the words.

ou or ow
s ___ nd
cr ___ n
p ___ der

ou or ow
tr ___ sers
fr ___ n
am ___ nt

ou or ow
p ___ nce
all ___
cr ___ ch

ou or ow
cr ___ d
ch ___ der
disc ___ nt

Have your child write the words from above on the lines below. Read the words.

ou words

ow words

WEEK 1

Wednesday

Thursday

Saturday

WEEK 2

bought

brought

piece

→ **Cut words into flashcards.** 1. Each night, help your child **read** all Trick Words from previous units, as well as these. 2. Have your child **trace** each new Trick Word with his or her finger and **spell** it aloud; and 3. Cover up the Trick Word and have your child write it with his or her finger on the table while naming each letter.

Name: _____

Date: _____

Writing Grid for Word and Sentence Homework

Review Words

1 _____ 2 _____

3 _____ 4 _____

Current Words

1 _____ 2 _____

3 _____ 4 _____

Trick Words

5 _____ 1 _____

2 _____ 3 _____

4 _____ 5 _____

Sentence

1 _____
