

LEXINGTON LOCAL SCHOOLS



FINANCIAL REPORT
FOR THE PERIOD ENDING
NOVEMBER 30, 2023

PREPARED BY
JASON WHITESEL, TREASURER/CFO

Gross Depository Balances:

Richland Bank MMA 5719	\$2,159,501.38
Richland Bank Sweep Acct 3520	\$604,124.85
Richland Bank General Acct 0580	\$300,000.00
Richland Bank Anthem Sweep 3523	\$344,456.70
Richland Bank EE Benefits 3180	\$0.00
Richland Bank Payroll Acct 9780	\$25,775.72
Richland Bank Athletic Acct 3280	\$5,815.00

Total Depository Balances (Gross)		\$3,439,673.65
-----------------------------------	--	----------------

Adjustments to Bank Balance:

Cash in Transit to Bank	\$2,645.00
Outstanding Checks	(\$446,042.73)
Adjustments:	
Municipal Income Tax Deduction	(\$2,044.55)

Total Adjustments to Bank Balance		(\$445,442.28)
-----------------------------------	--	----------------

Investments:

Treasury Bonds and Notes	\$3,903,866.90
Certificate of Deposits	\$3,273,107.82
Other Securities	\$0.00
Other Investments:	
Richland Bank MMA 5750	\$352,526.33
Richland Bank MMA R252	\$773,436.50

Total Investments		\$8,302,937.55
-------------------	--	----------------

Cash on Hand:

Petty Cash:	
Treasurer's Office	\$100.00
High School	\$50.00
Junior High School	\$50.00
Eastern, Central, Western	\$100.00
Change Cash:	
Athletic Change	\$3,000.00
Cafeteria Change	\$276.00
Junior High School Change	\$100.00
Central Change	\$100.00
Cash with Fiscal Agent	\$0.00

Total Cash on Hand		\$3,776.00
--------------------	--	------------

Total Balances		\$11,300,944.92
----------------	--	-----------------

Total Fund Balance		\$11,300,944.92
--------------------	--	-----------------

Depository Clearance Accounts:

November 01, 2023 through November 30, 2023

Account Name : Lexington Local SD Managing Agency

Account No : 5750

Summary Of Investment Holdings

Shares or Par Value	Investment Category		Avg Unit Cost	Cost Basis	Unit Price	Market Value	Estimated Ann Inc	Current Yield
<u>Money Markets - Taxable</u>								
352,526.33	Northern Instl Government Select Portfolio		1.00	352,526.33	1.00	352,526.33	18,542.88	5.26%
Totals				352,526.33		352,526.33	18,542.88	5.26%
<u>Marketable CDs</u>								
200,000	Luana Savings Bank	0.200%	12/29/2023	100.00	200,000.00	99.60	199,198.43	400.00 0.20%
100,000	Border State Bank	1.100%	03/27/2024	100.00	100,000.00	98.62	98,617.75	1,100.00 1.12%
200,000	Jpmorgan Chase Bk N A	4.700%	04/30/2024	100.00	200,000.00	99.68	199,362.82	9,400.00 4.72%
248,000	Live Oak Banking Company	1.250%	09/13/2024	100.00	248,000.00	96.73	239,889.73	3,100.00 1.29%
200,000	Industrial & Com Bank 0.3	0.350%	02/11/2025	100.00	200,000.00	94.08	188,167.45	700.00 0.37%
150,000	Barclays Bk Del	2.950%	05/12/2025	100.00	150,000.00	96.57	144,854.01	4,425.00 3.05%
248,000	Goldman Sachs Bk USA	0.800%	08/18/2025	100.00	248,000.00	92.60	229,649.25	1,984.00 0.86%
200,000	First Ctzns Bk & Tr Co Rale	4.700%	10/28/2025	100.00	200,000.00	98.89	197,780.91	9,400.00 4.75%
200,000	Morgan Stanley Private Bk N	4.050%	09/30/2026	100.00	200,000.00	96.53	193,061.84	8,100.00 4.20%
200,000	Morgan Stanley Bk N A	4.850%	10/30/2026	100.00	200,000.00	99.47	198,932.64	9,700.00 4.88%
248,000	Somerset Tr Co Pa	4.350%	01/13/2027	100.00	248,000.00	97.70	242,304.96	10,788.00 4.45%
200,000	First Bank Chicago	5.000%	05/07/2027	100.00	200,000.00	99.31	198,612.54	10,000.00 5.03%
243,000	Bankers Bk Madison WI	4.250%	11/24/2027	100.00	243,000.00	96.07	233,456.25	10,327.50 4.42%
243,000	Discover Bk	4.400%	04/17/2028	100.04	243,107.82	96.36	234,155.40	10,692.00 4.57%
243,000	Bmo Harris Bk Natl Assn Chi	4.500%	05/16/2028	100.00	243,000.00	96.69	234,954.00	10,935.00 4.65%
150,000	United Fid Bk Fsb Evansville	4.500%	06/29/2028	100.00	150,000.00	99.08	148,613.63	6,750.00 4.54%
Totals				3,273,107.82		3,181,611.61	107,801.50	3.39%
<u>U.S. Treasury Bills</u>								
300,000	United States Treas Bills		02/22/2024	95.15	285,455.17	98.79	296,373.94	15,755.24 5.32%
Totals				285,455.17		296,373.94	15,755.24	5.32%
<u>U.S. Treasury Bds/Nts</u>								
300,000	United States Treas Nts	3.250%	06/30/2027	98.00	294,000.00	96.21	288,621.09	9,750.00 3.38%

November 01, 2023 through November 30, 2023

Account Name : Lexington Local SD Managing Agency

Account No : 5750

Summary Of Investment Holdings

Shares or Par Value	Investment Category			Avg Unit Cost	Cost Basis	Unit Price	Market Value	Estimated Current Ann Inc	Current Yield
Totals					294,000.00		288,621.09	9,750.00	3.38%
<u>U.S. Govt Agv-Exempt State</u>									
200,000	Federal Home Loan Banks	1.650%	12/28/2023	100.00	200,000.00	99.73	199,462.07	3,300.00	1.65%
200,000	Federal Home Loan Banks	0.220%	05/24/2024	100.00	200,000.00	97.59	195,174.51	440.00	0.23%
200,000	Federal Home Loan Banks	1.000%	07/19/2024	100.00	200,000.00	97.32	194,645.37	2,000.00	1.03%
200,000	Federal Farm Cr Bks	0.430%	10/15/2024	100.00	200,000.00	95.90	191,795.61	860.00	0.45%
250,000	Federal Home Loan Banks	2.000%	12/17/2024	100.07	250,172.48	96.65	241,623.67	5,000.00	2.07%
200,000	Federal Home Loan Banks	0.500%	09/10/2025	100.00	200,000.00	92.58	185,151.74	1,000.00	0.54%
200,000	Federal Home Loan Banks	0.500%	11/12/2025	100.00	200,000.00	92.10	184,191.23	1,000.00	0.54%
200,000	Federal Home Loan Banks	1.000%	03/30/2026	100.00	200,000.00	91.66	183,312.79	2,000.00	1.09%
200,000	Federal Farm Cr Bks	4.400%	06/22/2026	100.23	200,460.98	98.32	196,648.20	8,800.00	4.47%
300,000	Federal Home Loan Banks	1.125%	09/29/2026	100.08	300,228.27	90.77	272,311.73	3,375.00	1.24%
250,000	Federal Home Loan Banks	1.300%	11/24/2026	99.88	249,687.50	90.91	227,275.78	3,250.00	1.43%
Totals					2,400,549.23		2,271,592.70	31,025.00	1.37%
<u>U.S. Govt Agv-Non-Ex St-Int Only</u>									
200,000	Federal Home Ln Mtg Corp	3.200%	05/16/2025	100.00	200,000.00	97.32	194,642.43	6,400.00	3.29%
225,000	Federal Natl Mtg Assn	0.650%	07/30/2025	99.95	224,887.50	93.22	209,755.05	1,462.50	0.70%
300,000	Federal Farm Cr Bks	5.300%	10/19/2026	99.73	299,175.00	99.80	299,393.59	15,900.00	5.31%
200,000	Federal Home Ln Mtg Corp	5.000%	09/30/2027	99.90	199,800.00	99.39	198,773.00	10,000.00	5.03%
Totals					923,862.50		902,564.07	33,762.50	3.74%
Total Investments					7,529,501.05		7,293,289.74	216,637.12	2.97%
Plus Net Cash							0.00		
Total Market Value							7,293,289.74		

Gain or Loss amounts and transactions, as shown, may not reflect the amount to be used for income tax purposes.

November 01, 2023 through November 30, 2023

Account Name : Lexington Local SD Bond Acct Man Agcy

Account No : R252

Summary Of Investment Holdings

Shares or Par Value	Investment Category	Avg Unit Cost	Cost Basis	Unit Price	Market Value	Estimated Current Ann Inc	Current Yield
Money Markets - Taxable							
773,436.5	Northern Instl Government Select Portfolio	1.00	773,436.50	1.00	773,436.50	40,682.76	5.26%
<i>Totals</i>			773,436.50		773,436.50	40,682.76	5.26%
<i>Total Investments</i>			773,436.50		773,436.50	40,682.76	5.26%
<i>Plus Net Cash</i>					0.00		
<i>Total Market Value</i>					773,436.50		

Gain or Loss amounts and transactions, as shown, may not reflect the amount to be used for income tax purposes.

LEXINGTON LOCAL SCHOOLS
INVESTMENT REPORT FOR THE MONTH ENDING
NOVEMBER 30, 2023

INTEREST EARNED:	THIS MONTH	FISCAL YEAR TO DATE
Richland Bank, General Sweep	\$1,529.28	\$18,008.87
Richland Bank, General MMA	\$6,594.06	\$42,313.88
Richland Bank, Anthem Sweep	\$598.73	\$4,876.50
Star Ohio	\$0.00	\$0.00
CDs, Bonds, and other investments	\$20,764.78	\$76,999.22
TOTAL INTEREST RECEIVED	\$29,486.85	\$142,198.47

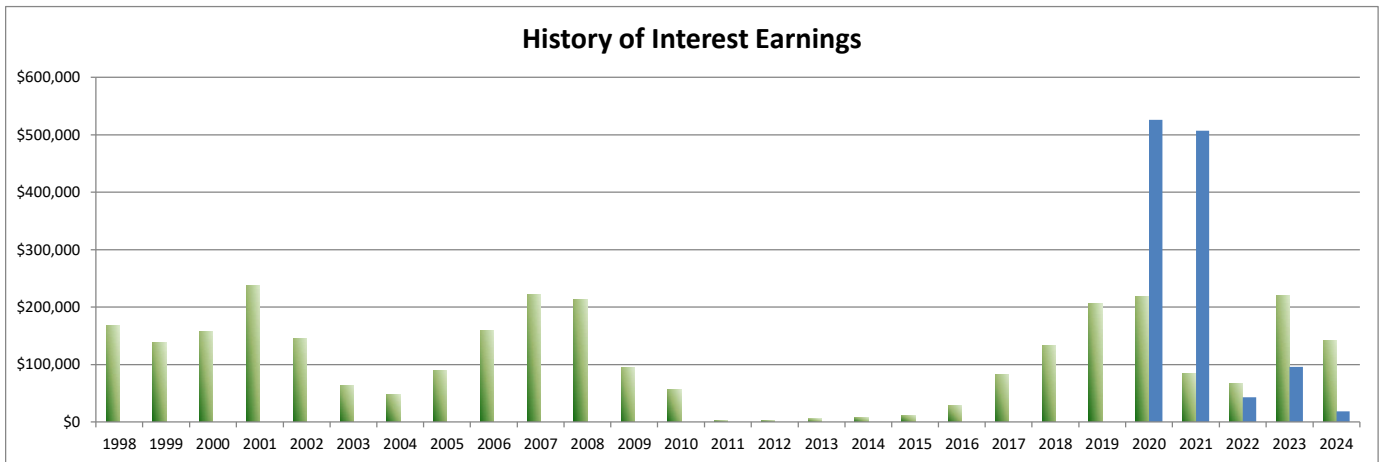
INTEREST EARNED (LEX BOND ACCT)	THIS MONTH	FISCAL YEAR TO DATE
Richland Bank, General Sweep	\$0.00	\$0.00
Richland Bank, General MMA	\$0.00	\$0.00
Richland Bank, Anthem Sweep	\$0.00	\$0.00
Star Ohio	\$0.00	\$0.00
CDs, Bonds, and other investments	\$3,486.74	\$19,083.89
TOTAL INTEREST RECEIVED	\$3,486.74	\$19,083.89

History of Interest Earnings	Fiscal Year	Interest Earnings
	1998	\$ 167,057.52
	1999	\$ 138,113.69
	2000	\$ 157,991.72
	2001	\$ 236,839.79
	2002	\$ 146,052.34
	2003	\$ 63,712.36
	2004	\$ 47,970.95
	2005	\$ 90,719.94
	2006	\$ 158,724.51
	2007	\$ 221,998.86
	2008	\$ 213,660.34
	2009	\$ 95,639.63
	2010	\$ 56,860.22
	2011	\$ 3,001.78
	2012	\$ 3,090.00
	2013	\$ 5,758.97
	2014	\$ 8,349.92
	2015	\$ 11,765.22
	2016	\$ 28,300.22
	2017	\$ 83,194.26
	2018	\$ 133,582.49
	2019	\$ 205,588.68
	2020	\$ 218,228.66
	2021	\$ 85,117.81
	2022	\$ 67,902.15
	2023	\$ 219,800.00
FISCAL Year To Date	2024	\$142,198.47

Lex Bond Acct Interest Earnings	Fiscal Year	Interest Earnings
	2020	\$526,044.24
	2021	\$507,134.12
	2022	\$43,256.67
	2023	\$96,119.37
FISCAL Year To Date	2024	\$19,083.89

Total Interest Earnings Lex Bond Acct to Date \$1,191,638.29

Total Interest Earnings 1998 to Present \$ 3,011,220.50



Reporting Period: November 2023 (FY 2024)

12/5/23 9:48 AM

As Of Period: 11/30/2023

**LEXINGTON LOCAL SCHOOLS
Cash Summary Report**

Full Account Code	Description	Initial Cash	MTD Received	FYTD Received	MTD Expended	FYTD Expended	Fund Balance
001-0000	GENERAL FUND	\$ 8,858,761.66	\$ 905,886.96	\$ 10,740,797.78	\$ 2,223,711.22	\$ 11,465,293.60	\$ 8,134,265.84
001-9412	GENERAL BUDGET RESERVE SET- ASIDE-1%/BWC	87,928.97	0.00	0.00	0.00	0.00	87,928.97
002-0000	BOND RETIREMENT FUND	1,885,999.03	16.44	1,386,101.79	0.00	2,155,341.66	1,116,759.16
003-0000	PERMANENT IMPROVEMENT FUND	32,156.92	32.76	309,450.62	263,430.24	657,093.05	(315,485.51)
004-0000	LFI BUILDING FUND	386,924.46	1,527.79	8,268.14	29,535.36	56,940.36	338,252.24
006-0000	FOOD SERVICE FUND	327,644.80	58,385.06	331,392.27	89,342.39	393,608.22	265,428.85
007-9100	LEXINGTON MINUTEMEN ACADEMIC SCHOLARSHIP FUND	139,793.78	3,084.02	7,004.82	0.00	0.00	146,798.60
010-0000	CLASSROOM FACILITIES CONSTRUCTION FUND	612,112.51	1,958.95	10,815.75	17,402.00	189,218.00	433,710.26
018-9100	HIGH SCHOOL PRINCIPAL'S FUND	498.99	801.00	2,514.59	107.00	1,285.87	1,727.71
018-9200	JUNIOR HIGH PRINCIPAL'S FUND	7,009.89	683.00	2,773.81	240.00	285.00	9,498.70
018-9300	EASTERN PRINCIPAL'S FUND	4,453.88	100.00	1,128.00	698.17	1,281.09	4,300.79
018-9301	EASTERN ELEMENTARY BOOKFAIR/BOXTOPS FUND	4,462.04	1,837.52	1,837.52	0.00	987.01	5,312.55
018-9302	EASTERN ELEMENTARY MATH	1,036.52	0.00	0.00	0.00	0.00	1,036.52
018-9303	EASTERN RUN CLUB	469.73	0.00	1,030.00	0.00	1,104.85	394.88
018-9400	CENTRAL PRINCIPAL'S FUND	5,975.08	24.00	608.69	68.65	173.60	6,410.17
018-9401	CENTRAL ELEMENTARY BOOKFAIR FUND	6,568.96	3,884.90	3,884.90	0.00	0.00	10,453.86
018-9402	CENTRAL ELEMENTARY ART	1,899.77	0.00	0.00	0.00	0.00	1,899.77
018-9500	WESTERN PRINCIPAL'S FUND	20,600.09	0.00	1,413.78	271.50	923.20	21,090.67
018-9501	WESTERN ELEMENTARY BOOKFAIR/BOXTOPS FUND	4,077.56	0.00	26.50	0.00	0.00	4,104.06
018-9503	WESTERN ELEMENTARY ART	812.30	0.00	0.00	0.00	0.00	812.30
018-9901	JUNIOR HIGH TEACHER ADVISORY FUND	95.30	0.00	0.00	0.00	0.00	95.30
019-9001	ACADEMIC BOOSTERS GRANTS	769.07	0.00	0.00	0.00	0.00	769.07
019-9121	CENTRAL ELEMENTARY PTO GRANTS	2,941.81	6.05	40.13	0.00	0.00	2,981.94
019-9122	EASTERN ELEMENTARY PTO GRANTS	3,592.04	6.05	43.03	0.00	0.00	3,635.07
019-9123	WESTERN ELEMENTARY PTO GRANTS	4,329.86	6.05	41.60	0.00	0.00	4,371.46
019-9200	RICHLAND COUNTY FOUNDATION GRANT PLAYGROUND	200.00	0.00	0.00	0.00	0.00	200.00
019-9226	RICH CO FOUND GRANT-SCIENCE ENRICH FIELD TRIP	91.55	0.00	0.00	0.00	0.00	91.55
019-9228	RICH CO FOUND GRANT-SOCIAL STUDIES MAKERSPACE	17.52	0.00	0.00	0.00	0.00	17.52
019-9229	RICHLAND CO FOUND GRANT- SCIENCE LAB ACTIVITY REVITALIZATION	0.00	0.00	1,322.53	0.00	1,280.22	42.31
019-9230	RICHLAND CO FOUND GRANT- STEAMTASTIC LEARNING	0.00	0.00	1,491.87	0.00	1,490.33	1.54
019-9231	RICHLAND CO FOUND GRANT-SOCIAL STUDIES BOARD GAME STUDIO	0.00	0.00	1,413.47	0.00	1,277.00	136.47

Reporting Period: November 2023 (FY 2024)

12/5/23 9:48 AM

As Of Period: 11/30/2023

LEXINGTON LOCAL SCHOOLS Cash Summary Report

Full Account Code	Description	Initial Cash	MTD Received	FYTD Received	MTD Expended	FYTD Expended	Fund Balance
019-9232	RICHLAND CO FOUND GRANT-MARVELOUS MATHEMATICAL THINKING	\$ 0.00	\$ 0.00	\$ 1,046.05	\$ 0.00	\$ 0.00	\$ 1,046.05
019-9233	RICHLAND CO FOUND GRANT-FOOTPRINT IMPRESSION LAB PROJECT	0.00	0.00	1,480.00	0.00	0.00	1,480.00
019-9234	RICHLAND CO FOUND GRANT-CIRCUIT CRAZE	0.00	0.00	1,184.63	0.00	1,154.64	29.99
019-9235	RICHLAND CO FOUND GRANT-NOVELS IN VERSE BOOK CLUB	0.00	0.00	1,075.65	0.00	1,063.30	12.35
019-9236	RICHLAND CO FOUND GRANT-CODING EXPRESS BY LEGO EDUCATION	0.00	0.00	250.00	0.00	0.00	250.00
019-9301	RICH CO FOUND/SECO ROBOTICS GRANT (HEIMANN)	31.72	0.00	0.00	0.00	0.00	31.72
019-9302	RICH CO RETIRED TEACHERS ASSOC	150.00	0.00	0.00	0.00	0.00	150.00
019-9304	RICHLAND CO RETIRED TEACHERS - HS ENGLISH	200.00	0.00	0.00	0.00	0.00	200.00
022-9601	OHSAA TOURNAMENT AGENCY FUND	0.00	2,298.00	6,998.00	0.00	0.00	6,998.00
024-0000	EMPLOYEE BENEFITS FUND FOR MEDICAL/DENTAL	619,627.24	466,822.43	2,347,975.06	375,562.51	2,671,638.34	295,963.96
034-0000	OFCC PROJECT MAINTENANCE FUND	562,801.53	0.86	75,320.11	0.00	1,218.89	636,902.75
200-9101	HIGH SCHOOL ART CLUB	372.46	0.00	0.00	0.00	0.00	372.46
200-9102	HIGH SCHOOL DRAMA CLUB	29,527.66	0.00	0.00	0.00	5,080.19	24,447.47
200-9104	HIGH SCHOOL LEADERSHIP COUNCIL	681.50	0.00	0.00	0.00	0.00	681.50
200-9107	HIGH SCHOOL SPANISH CLUB	688.50	0.00	0.00	0.00	0.00	688.50
200-9108	HIGH SCHOOL LEO CLUB	2,236.40	458.91	616.68	71.58	223.42	2,629.66
200-9114	HIGH SCHOOL STUDENT COUNCIL FUND	5,576.85	0.00	550.00	0.00	2,966.12	3,160.73
200-9115	HIGH SCHOOL KEY CLUB	1,261.42	541.00	1,745.00	1,870.00	1,870.00	1,136.42
200-9116	HIGH SCHOOL CHESS CLUB	144.46	0.00	0.00	0.00	0.00	144.46
200-9119	HIGH SCHOOL YEARBOOK FUND	35,281.13	540.00	8,561.00	0.00	54.73	43,787.40
200-9120	HIGH SCHOOL JOURNALISM FUND	505.44	0.00	0.00	0.00	0.00	505.44
200-9121	HIGH SCHOOL NATIONAL HONOR SOCIETY	984.50	0.00	0.00	450.00	835.00	149.50
200-9201	JUNIOR HIGH ART CLUB	924.66	0.00	0.00	0.00	0.00	924.66
200-9204	JUNIOR HIGH STUDENT COUNCIL FUND	1,533.64	946.00	946.00	0.00	0.00	2,479.64
200-9205	JUNIOR HIGH LIBRARY CLUB	77.65	0.00	0.00	0.00	0.00	77.65
200-9301	EASTERN ELEMENTARY STUDENT ACTIVITY FUND	1,698.63	0.00	0.00	0.00	0.00	1,698.63
200-9302	EASTERN ELEMENTARY ROBOTICS FUND	575.16	0.00	0.00	0.00	0.00	575.16
200-9611	HIGH SCHOOL INFORMED TEENS FUND	903.63	11.67	24.27	0.00	0.00	927.90
200-9612	JUNIOR HIGH INFORMED TEENS FUND	1,866.19	0.00	0.00	0.00	0.00	1,866.19
300-9115	JAZZ BAND	757.62	0.00	0.00	0.00	0.00	757.62
300-9116	CHOIR	1,284.95	0.00	0.00	0.00	0.00	1,284.95

Reporting Period: November 2023 (FY 2024)

12/5/23 9:48 AM

As Of Period: 11/30/2023

LEXINGTON LOCAL SCHOOLS
Cash Summary Report

Full Account Code	Description	Initial Cash	MTD Received	FYTD Received	MTD Expended	FYTD Expended	Fund Balance
300-9206	JUNIOR HIGH PHYS ED DEPARTMENT FUND	\$ 3,831.75	\$ 0.00	\$ 0.00	\$ 0.00	\$ 0.00	\$ 3,831.75
300-9210	JR HIGH INSTRUMENTAL	41.03	0.00	0.00	0.00	0.00	41.03
300-9600	ATHLETIC FUND	22,774.75	18,242.00	145,755.04	13,261.52	150,954.51	17,575.28
300-9601	ATHLETIC CAPITAL FUND	118,136.66	0.00	21,000.00	22,556.00	30,096.00	109,040.66
300-9602	ORCHESTRA	63.22	0.00	0.00	0.00	0.00	63.22
300-9603	ELEMENTARY MUSIC	1,572.09	0.00	0.00	0.00	0.00	1,572.09
300-9605	BAND	232.95	0.00	0.00	0.00	0.00	232.95
451-9023	DATA COMMUNICATION FUND	0.00	0.00	230.50	0.00	230.50	0.00
451-9024	DATA COMMUNICATION FUND	0.00	4,500.00	4,500.00	0.00	9,000.00	(4,500.00)
507-9022	ESSER ARP FUNDING	(211,514.33)	57,062.44	525,832.06	63,271.22	374,639.40	(60,321.67)
516-9024	IDEA PART B GRANTS	0.00	76,413.19	225,103.26	79,602.84	276,346.47	(51,243.21)
572-9023	TITLE I DISADVANTAGED CHILDREN	(3,243.26)	0.00	3,243.26	0.00	0.00	0.00
572-9024	TITLE I DISADVANTAGED CHILDREN	0.00	2,583.78	56,611.56	24,605.37	81,117.93	(24,506.37)
584-9924	TITLE IV, PART A, STUDENT SUPPORT AND ACADEMIC ENRICHMENT PROGRAMS	0.00	0.00	0.00	0.00	0.00	0.00
587-9024	IDEA PRESCHOOL-HANDICAPPED	0.00	0.00	229.94	0.00	229.94	0.00
590-9024	IMPROVING TEACHER QUALITY	0.00	943.30	19,504.22	9,244.19	28,748.41	(9,244.19)
599-9923	MISCELLANEOUS FED. GRANT FUND	39,272.77	0.00	0.00	0.00	39,272.77	0.00
Grand Total		\$ 13,642,084.66	\$ 1,609,604.13	\$ 16,263,183.88	\$ 3,215,301.76	\$ 18,604,323.62	\$ 11,300,944.92

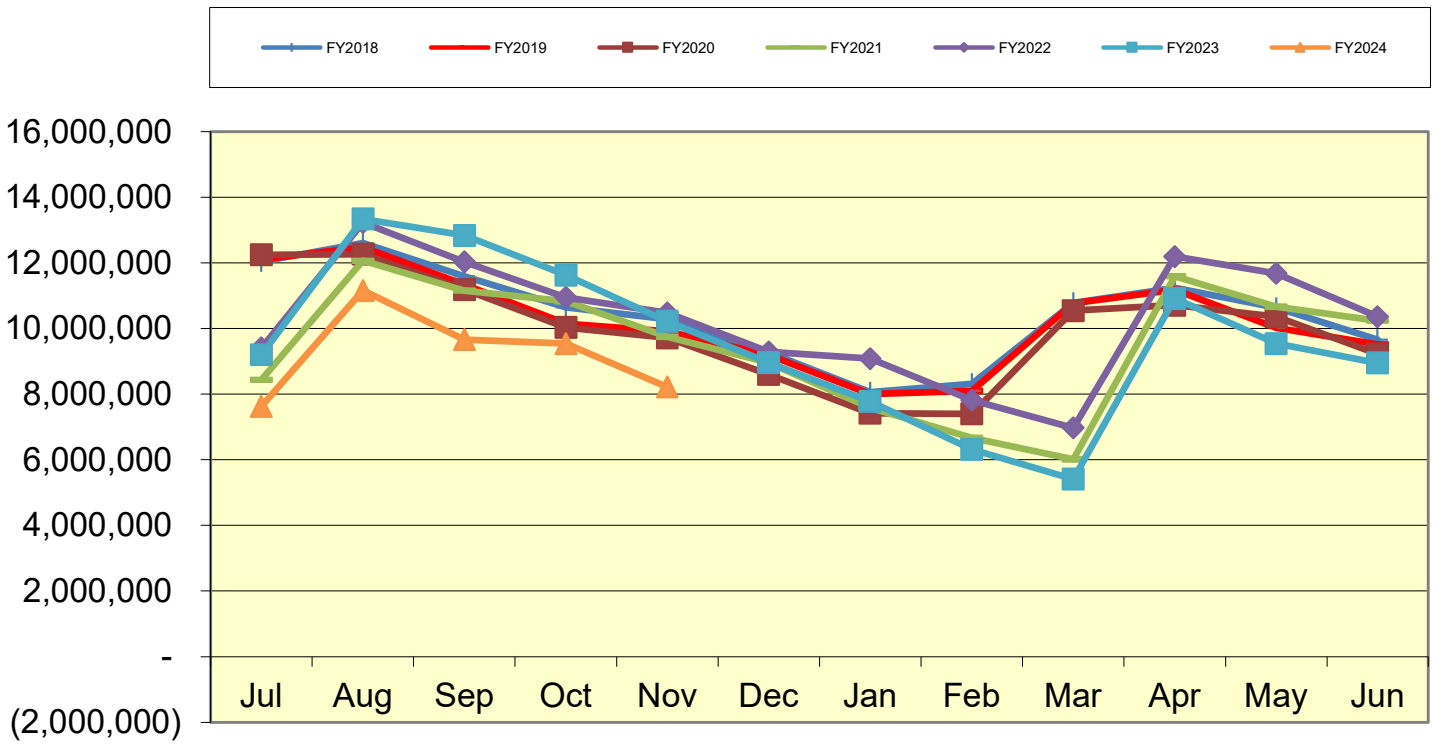
LEXINGTON LOCAL SCHOOLS Spending Plan Summary

ODE Line Number	Monthly Estimate	Monthly Actual	Monthly Difference	FYTD Estimate	FYTD Actual	FYTD Difference
01.010 General Property (Real Estate)	\$ 0.00	\$ 0.00	\$ 0.00	\$ 4,576,442.00	\$ 4,576,441.53	\$ (0.47)
01.020 Tangible Personal Property Tax	0.00	0.00	0.00	440,840.00	440,840.43	0.43
01.030 Income Tax	0.00	0.00	0.00	0.00	0.00	0.00
01.035 Unrestricted Grants-in-Aid	812,000.00	817,102.70	5,102.70	4,145,500.00	4,150,461.12	4,961.12
01.040 Restricted Grants-in-Aid	53,000.00	47,289.71	(5,710.29)	233,157.00	227,448.30	(5,708.70)
01.045 Restricted Federal Grants-in-Aid - SFSF	0.00	0.00	0.00	0.00	0.00	0.00
01.050 State Share of Local Property Taxes	669.00	671.78	2.78	879,457.00	879,459.72	2.72
01.060 All Other Operating Revenue	15,000.00	40,822.77	25,822.77	435,055.00	460,878.19	25,823.19
01.070 Total Revenue	880,669.00	905,886.96	25,217.96	10,710,451.00	10,735,529.29	25,078.29
02.010 Proceeds from Sale of Notes	0.00	0.00	0.00	0.00	0.00	0.00
02.020 State Emergency Loans & Advancements (Approved)	0.00	0.00	0.00	0.00	0.00	0.00
02.040 Operating Transfers-In	0.00	0.00	0.00	0.00	0.00	0.00
02.050 Advances-In	0.00	0.00	0.00	0.00	0.00	0.00
02.060 All Other Financial Sources	0.00	0.00	0.00	5,268.00	5,268.49	0.49
02.070 Total Other Financing Sources	0.00	0.00	0.00	5,268.00	5,268.49	0.49
02.080 Total Revenues and Other Financing Sources	880,669.00	905,886.96	25,217.96	10,715,719.00	10,740,797.78	25,078.78
03.010 Personal Services	1,275,000.00	1,294,318.24	19,318.24	6,511,489.00	6,530,808.41	19,319.41
03.020 Employees' Retirement/Insurance Benefits	590,000.00	592,732.15	2,732.15	3,077,501.00	3,080,090.43	2,589.43
03.030 Purchased Services	238,743.00	259,475.05	20,732.05	1,107,163.00	1,127,895.44	20,732.44
03.040 Supplies and Materials	60,000.00	73,374.53	13,374.53	556,279.00	569,653.42	13,374.42
03.050 Capital Outlay	9,823.00	2,276.00	(7,547.00)	33,453.00	25,906.84	(7,546.16)
03.060 Intergovernmental	0.00	0.00	0.00	0.00	0.00	0.00
04.010 Debt Service: All Principal (Historical)	0.00	0.00	0.00	0.00	0.00	0.00
04.020 Debt Service: Principal-Notes	0.00	0.00	0.00	0.00	0.00	0.00
04.030 Debt Service: Principal - State Loans	0.00	0.00	0.00	0.00	0.00	0.00
04.040 Debt Service: Principal - State Advancements	0.00	0.00	0.00	0.00	0.00	0.00
04.050 Debt Service: Principal - HB 264 Loans	0.00	0.00	0.00	0.00	0.00	0.00
04.055 Debt Service: Principal - Other	0.00	0.00	0.00	0.00	0.00	0.00
04.060 Debt Service: Interest and Fiscal Charges	0.00	0.00	0.00	0.00	0.00	0.00
04.300 Other Objects	7,768.00	1,535.25	(6,232.75)	137,172.00	130,939.06	(6,232.94)
04.500 Total Expenditures	2,181,334.00	2,223,711.22	42,377.22	11,423,057.00	11,465,293.60	42,236.60
05.010 Operational Transfers - Out	0.00	0.00	0.00	0.00	0.00	0.00
05.020 Advances - Out	0.00	0.00	0.00	0.00	0.00	0.00
05.030 All Other Financing Uses	0.00	0.00	0.00	0.00	0.00	0.00
05.040 Total Other Financing Uses	0.00	0.00	0.00	0.00	0.00	0.00
05.050 Total Expenditure and Other Financing Uses	2,181,334.00	2,223,711.22	42,377.22	11,423,057.00	11,465,293.60	42,236.60
06.010 Excess Rev & Oth Financing Sources over(under) Exp & Oth F	(1,300,665.00)	(1,317,824.26)	(17,159.26)	(707,338.00)	(724,495.82)	(17,157.82)
07.010 Cash Balance-July1 -Excluding Proposed Renew/Replace & New	0.00	9,540,019.07	9,540,019.07	8,946,690.63	8,946,690.63	0.00
07.020 Cash Balance June 30	(1,300,665.00)	8,222,194.81	9,522,859.81	8,239,352.63	8,222,194.81	(17,157.82)
08.010 Estimated Encumbrances June 30	(300,000.00)	2,000,142.01	2,300,142.01	2,000,000.00	2,000,142.01	142.01

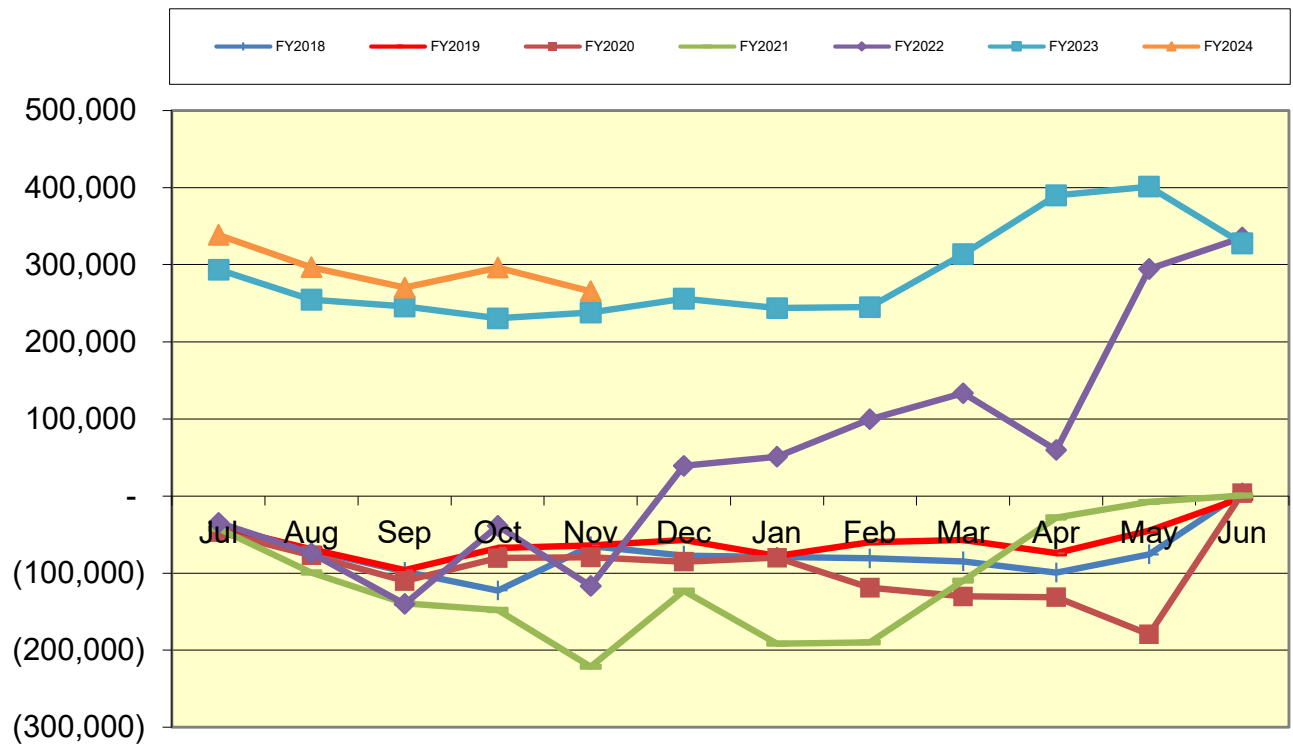
**LEXINGTON LOCAL SCHOOL DISTRICT
GENERAL FUND ONLY 2023-2024
SUMMARY OF RECEIPTS AND EXPENDITURES - FIVE YEAR FORECAST FORMAT**

LINE	DESCRIPTION	11/30/2023	FISCAL YEAR TO DATE Estimate	FISCAL YEAR TO DATE Actual	VARIANCE Estimate vs. Actual	PERCENT of VARIANCE
LINE 7.010	BEGINNING CASH BALANCE			\$ 8,946,691		
REVENUES						
LINE 1.010	Real Estate Tax	\$ 4,576,442	\$ 4,576,442	\$ 4,576,442	\$0	0.00%
LINE 1.020	Personal Property Tax	\$ 440,840	\$ 440,840	\$ 440,840	\$0	0.00%
LINE 1.030	Income Tax	\$ -	\$ -	\$ -	\$0	
LINE 1.035	State Funding	\$ 4,145,500	\$ 4,150,461	\$ 4,150,461	\$4,961	0.12%
LINE 1.040	Career Tech / Economic Disadv.	\$ 233,157	\$ 227,448	\$ 227,448	(\$5,709)	-2.45%
LINE 1.050	Property Tax Allocation	\$ 879,457	\$ 879,460	\$ 879,460	\$3	0.00%
LINE 1.060	Other Operating Revenue	\$ 435,055	\$ 460,878	\$ 460,878	\$25,823	5.94%
LINE 1.070	TOTAL REVENUE	\$ 10,710,451	\$ 10,735,529	\$ 10,735,529	\$25,078	0.23%
EXPENSES						
LINE 2.01	Proceeds from Notes	\$ -	\$ -	\$ -	\$0	
LINE 2.04	Transfers In	\$ -	\$ -	\$ -	\$0	
LINE 2.050	Advances In	\$ -	\$ -	\$ -	\$0	#DIV/0!
LINE 2.060	Other Financing Sources	\$ 5,268	\$ 5,269	\$ 5,269	\$1	0.02%
LINE 2.070	TOTAL OTHER SOURCES	\$ 5,268	\$ 5,269	\$ 5,269	\$1	0.02%
LINE 2.080	TOTAL REVENUES & Sources	\$ 10,715,719	\$ 10,740,798	\$ 10,740,798	\$25,079	0.23%
EXPENSES						
LINE 3.010	Salaries	\$ 6,511,489	\$ 6,530,808	\$ 6,530,808	(\$19,319)	-0.30%
LINE 3.020	Retirement and Benefits	\$ 3,077,501	\$ 3,080,091	\$ 3,080,091	(\$2,590)	-0.08%
LINE 3.030	Purchased Services	\$ 1,107,163	\$ 1,127,896	\$ 1,127,896	(\$20,733)	-1.87%
LINE 3.040	Supplies and Materials	\$ 556,279	\$ 569,653	\$ 569,653	(\$13,374)	-2.40%
LINE 3.050	Capital Outlay and Equipment	\$ 33,453	\$ 25,907	\$ 25,907	\$7,546	22.56%
LINE 3.06	INTERGOVERNMENTAL	\$ -	\$ -	\$ -	\$0	
LINE 4.020	DEBT SERVICE - Notes	\$ -	\$ -	\$ -	\$0	
LINE 4.060	DEBT SERVICE - Interest charges	\$ -	\$ -	\$ -	\$0	
LINE 4.300	Other Objects	\$ 137,172	\$ 130,939	\$ 130,939	\$6,233	4.54%
LINE 4.500	TOTAL EXPENDITURES	\$ 11,423,057	\$ 11,465,294	\$ 11,465,294	(\$42,237)	-0.37%
LINE 5.00	TRANSFERS OUT	\$ -	\$ -	\$ -	\$0	
LINE 5.02	ADVANCES OUT	\$ -	\$ -	\$ -	\$0	
LINE 5.03	ALL OTHER USES	\$ -	\$ -	\$ -	\$0	
LINE 5.040	TOTAL OTHER USES	\$ -	\$ -	\$ -	\$0	
LINE 5.050	TOTAL EXPENDITURES & USES	\$ 11,423,057	\$ 11,465,294	\$ 11,465,294	(\$42,237)	-0.37%
		Estimate	Actual	Variance		
LINE 6.010	REVENUES OVER EXPENSES	\$ (707,338)	\$ (724,496)	\$ (724,496)	(\$17,158)	
LINE 7.020	ENDING CASH BALANCE	\$ 8,239,353	\$ 8,222,195	\$ 8,222,195	(\$17,158)	
	Less Reserves	\$ (87,929)	\$ (87,929)	\$ (87,929)	\$ -	
LINE 8.010	Less Outstanding Encumbrances	\$ (2,000,000)	\$ (2,000,142)	\$ (2,000,142)	\$ (142)	0.01%
LINE 15.010	Unreserved Fund Balance	\$ 6,151,424	\$ 6,134,124	\$ 6,134,124	(\$17,300)	-0.28%
		Estimate	Actual	Benchmark Yr. End		
	Salaries/Benefits as % of Revenue	89.5%	89.5%	80.1% or below		
	True Days Cash - Calendar Days on which can operate	82	82	90 or above optimal		

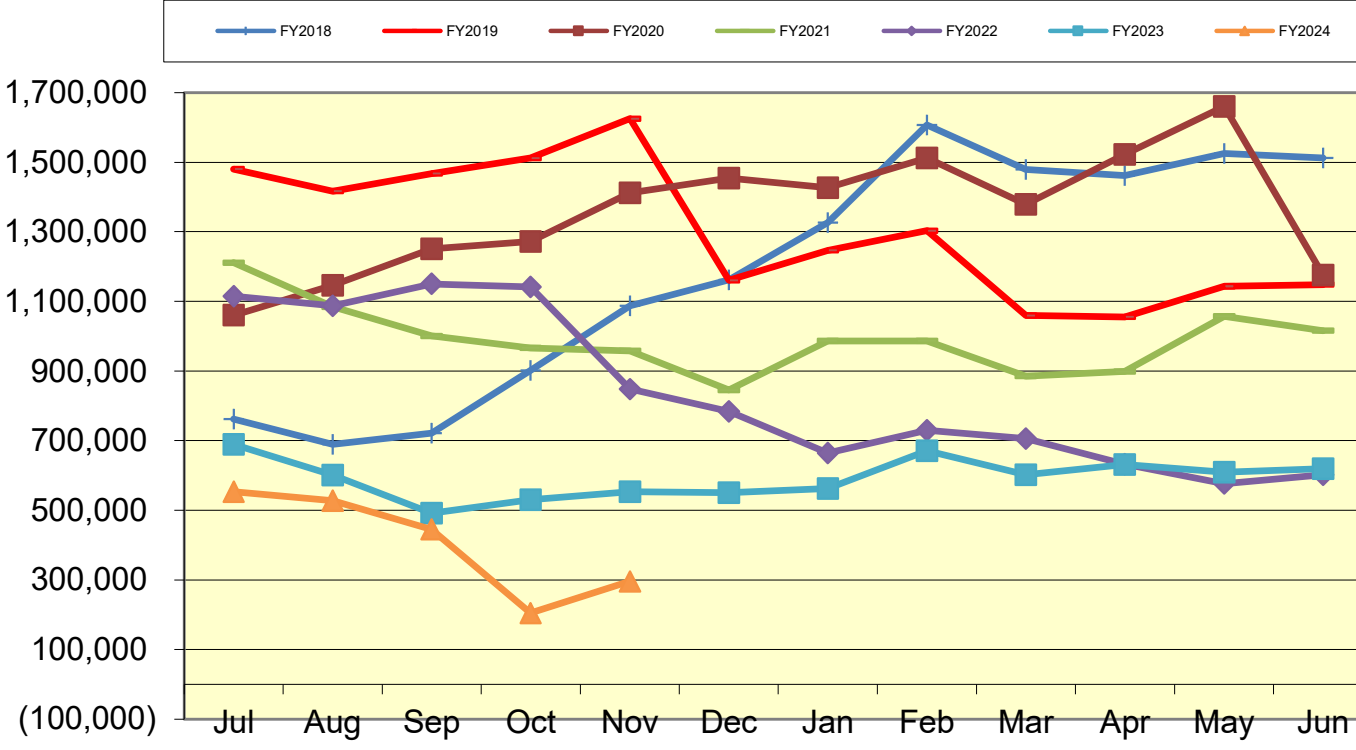
Lexington Local Schools General Fund Cash Balance



Lexington Local Schools Food Service Fund Cash Balance



Lexington Local Schools Employee Benefits Fund Cash Balance



Lexington Local Schools

Permanent Improvement Fund 11/30/2023

	Budgeted Amount	Actual Fiscal Year Expended	Current Encumbrances	Expenses / Encumbrances Over/Under Estimate	Remaining Estimated PI Project Costs																																				
Instruction and Administration																																									
Western Elementary Equipment/Materials	\$ 17,549.64	\$ 15,716.32	\$ 1,833.32	\$0.00	\$0.00																																				
Eastern Elementary Equipment/Materials	\$ -	\$ -	\$ -	\$0.00	\$0.00																																				
Central Elementary Equipment/Materials	\$ 7,609.19	\$ 2,429.70	\$ 3,493.34	\$1,686.15	\$1,686.15																																				
Central Music Equipment	\$ 1,485.99	\$ 1,686.15	\$ -	(\$200.16)	\$0.00																																				
Preschool Equipment/Materials	\$ 5,624.75	\$ 5,618.71	\$ 6.04	(\$0.00)	(\$0.00)																																				
Maintenance/Security																																									
Central Wheel Chair Lift	\$ 27,500.00	\$ 27,500.00	\$ -	\$0.00	\$0.00																																				
Parking Lots Repaving	\$ 104,507.00	\$ 104,507.00	\$ -	\$0.00	\$0.00																																				
Entrance Bollards	\$ 8,940.00	\$ -	\$ 8,940.00	\$0.00	\$0.00																																				
New Maintenance Building	\$ 5,000.00	\$ 5,000.00	\$ -	\$0.00	\$0.00																																				
Parking Dirt Stockpile Grading - Bus Garage Area	\$ 11,542.88	\$ -	\$ 11,542.88	\$0.00	\$0.00																																				
PK Window Film Security	\$ 5,115.00	\$ 2,557.50	\$ 2,557.50	\$0.00	\$0.00																																				
Central Boiler Replacement	\$ 74,980.00	\$ -	\$ 74,980.00	\$0.00	\$0.00																																				
Transportation																																									
New buses	\$ 252,144.00	\$ 252,144.00	\$ -	\$0.00	\$0.00																																				
New fuel tank	\$ 26,757.00	\$ 26,757.00	\$ -	\$0.00	\$0.00																																				
Technology																																									
Computers, servers, tech equip., etc.	\$ 185,000.00	\$ 136,051.34	\$ 54,262.28	(\$5,313.62)	\$0.00																																				
Food Service																																									
Food Service Equipment	\$ -	\$ -	\$ -	\$0.00	\$0.00																																				
Athletics and Student Activities																																									
HS Athletics Tennis Court Repair	\$ 72,060.00	\$ 72,060.00	\$ -	\$0.00	\$0.00																																				
HS Athletics Equipment	\$ -	\$ -	\$ -	\$0.00	\$0.00																																				
Fees																																									
Tax Collection Fees	\$ 14,500.00	\$ 5,065.33	\$ -	\$9,434.67	\$9,434.67																																				
Totals																																									
	\$ 820,315.45	\$ 657,093.05	\$ 157,615.36	\$5,607.04	\$11,120.82																																				
Total Budgeted	\$ 820,315.45																																								
<table style="width: 100%; border-collapse: collapse;"> <tr> <td style="width: 40%;">Actual Cash Balance 7/1/23</td> <td style="width: 10%; text-align: right;">\$ 32,156.92</td> <td style="width: 10%;"></td> <td style="width: 10%;"></td> <td style="width: 10%;"></td> <td style="width: 10%;"></td> </tr> <tr> <td>Revenues FY24 - Taxes from levy</td> <td style="text-align: right;">\$ 309,450.62</td> <td></td> <td></td> <td></td> <td></td> </tr> <tr> <td>Expenditures FY24</td> <td style="text-align: right;">\$ (657,093.05)</td> <td></td> <td></td> <td></td> <td></td> </tr> <tr> <td>Current Cash Balance</td> <td style="text-align: right;">(\$315,485.51)</td> <td></td> <td></td> <td></td> <td></td> </tr> <tr> <td>Current Encumbrances</td> <td style="text-align: right;">\$ (157,615.36)</td> <td></td> <td></td> <td></td> <td></td> </tr> <tr> <td>Available Balance</td> <td style="text-align: right;">(\$473,100.87)</td> <td></td> <td></td> <td></td> <td></td> </tr> </table>						Actual Cash Balance 7/1/23	\$ 32,156.92					Revenues FY24 - Taxes from levy	\$ 309,450.62					Expenditures FY24	\$ (657,093.05)					Current Cash Balance	(\$315,485.51)					Current Encumbrances	\$ (157,615.36)					Available Balance	(\$473,100.87)				
Actual Cash Balance 7/1/23	\$ 32,156.92																																								
Revenues FY24 - Taxes from levy	\$ 309,450.62																																								
Expenditures FY24	\$ (657,093.05)																																								
Current Cash Balance	(\$315,485.51)																																								
Current Encumbrances	\$ (157,615.36)																																								
Available Balance	(\$473,100.87)																																								
<table style="width: 100%; border-collapse: collapse;"> <tr> <td style="width: 40%;">Remaining Estimated Revenues FY24 - Taxes from levy</td> <td style="width: 10%; text-align: right;">\$ 440,549.38</td> <td style="width: 10%;"></td> <td style="width: 10%;"></td> <td style="width: 10%;"></td> <td style="width: 10%;"></td> </tr> <tr> <td>Less: Remaining Estimated PI Project Costs</td> <td style="text-align: right;">(\$11,120.82)</td> <td></td> <td></td> <td></td> <td></td> </tr> <tr> <td>6/30/24 Estimated Unencumbered Carryover</td> <td style="text-align: right;">\$ (43,672.31)</td> <td></td> <td></td> <td></td> <td></td> </tr> </table>						Remaining Estimated Revenues FY24 - Taxes from levy	\$ 440,549.38					Less: Remaining Estimated PI Project Costs	(\$11,120.82)					6/30/24 Estimated Unencumbered Carryover	\$ (43,672.31)																						
Remaining Estimated Revenues FY24 - Taxes from levy	\$ 440,549.38																																								
Less: Remaining Estimated PI Project Costs	(\$11,120.82)																																								
6/30/24 Estimated Unencumbered Carryover	\$ (43,672.31)																																								

Lexington Local Schools

Food Service Fund 2023-24 vs. 2022-2023 vs. 2021-2022

							Beginning Balance 7/1/23	\$ 327,645
2023-2024 Through 11/30/23								
<i>Revenues</i>	District-Wide	HS/JH	Junior High	Eastern	Central	Western	Total	
Student Type A, Ezpay, Misc	\$ -	\$ 74,917	\$ -	\$ 29,069	\$ 23,248	\$ 22,863	\$ 150,097	
Student Break, Milk & A La Carte	\$ -	\$ 41,348	\$ -	\$ 3,942	\$ 2,205	\$ 1,631	\$ 49,126	
Adult & Misc revenues	\$ 8,515	\$ 2,608	\$ -	\$ 338	\$ 304	\$ 119	\$ 11,884	
State Reimb	\$ -	\$ -	\$ -	\$ -	\$ -	\$ -	\$ -	
Federal Reimb	\$ -	\$ 51,612	\$ -	\$ 29,123	\$ 22,971	\$ 16,579	\$ 120,285	
Transfer In	\$ -	\$ -	\$ -	\$ -	\$ -	\$ -	\$ -	
Total Revenues	\$ 8,515	\$ 170,485	\$ -	\$ 62,472	\$ 48,728	\$ 41,192	\$ 331,392	
<i>Expenses</i>								
Wages	\$ 22,964	\$ 64,002	\$ -	\$ 42,736	\$ 18,594	\$ 17,637	\$ 165,933	
Severance	\$ -	\$ 5,137	\$ -	\$ -	\$ 684	\$ -	\$ 5,821	
Retirement	\$ 5,841	\$ 15,583	\$ -	\$ 7,994	\$ 3,541	\$ 3,323	\$ 36,282	
Medical	\$ 4,638	\$ 32,088	\$ -	\$ -	\$ 7,212	\$ 8,390	\$ 52,328	
Life, Dent, MC, WC	\$ 576	\$ 2,236	\$ -	\$ 604	\$ 552	\$ 583	\$ 4,551	
Purch Serv, Repairs, Phone, Post	\$ 1,690	\$ 360	\$ -	\$ 732	\$ 385	\$ 335	\$ 3,502	
Supplies	\$ 5,528	\$ -	\$ -	\$ -	\$ -	\$ -	\$ 5,528	
Food Costs	\$ -	\$ 62,970	\$ -	\$ 36,155	\$ 11,517	\$ 9,021	\$ 119,663	
Equipment	\$ -	\$ -	\$ -	\$ -	\$ -	\$ -	\$ -	
Other Costs	\$ -	\$ -	\$ -	\$ -	\$ -	\$ -	\$ -	
Total Expenses	\$ 41,237	\$ 182,376	\$ -	\$ 88,221	\$ 42,485	\$ 39,289	\$ 393,608	
Net Gain (Loss)	\$ (32,722)	\$ (11,891)	\$ -	\$ (25,749)	\$ 6,243	\$ 1,903	\$ (62,216)	
							Ending Cash Balance 11/30/23	\$ 265,429

							Beginning Balance 7/1/22	\$ 335,154
2022-2023 Through 11/30/22								
<i>Revenues</i>	District-Wide	HS/JH	Junior High	Eastern	Central	Western	Total	
Student Type A, Ezpay, Misc	\$ -	\$ 79,090	\$ -	\$ 24,794	\$ 21,743	\$ 16,371	\$ 141,998	
Student Break, Milk & A La Carte	\$ -	\$ 26,248	\$ -	\$ 2,773	\$ 1,988	\$ 1,328	\$ 32,337	
Adult & Misc revenues	\$ 7,158	\$ 1,798	\$ -	\$ 263	\$ 77	\$ 79	\$ 9,375	
State Reimb	\$ -	\$ -	\$ -	\$ -	\$ -	\$ -	\$ -	
Federal Reimb	\$ -	\$ 19,759	\$ -	\$ 10,391	\$ 8,310	\$ 4,998	\$ 43,458	
Transfer In	\$ -	\$ -	\$ -	\$ -	\$ -	\$ -	\$ -	
Total Revenues	\$ 7,158	\$ 126,895	\$ -	\$ 38,221	\$ 32,118	\$ 22,776	\$ 227,168	
<i>Expenses</i>								
Wages	\$ 22,144	\$ 74,293	\$ -	\$ 20,038	\$ 14,903	\$ 16,329	\$ 147,707	
Severance	\$ -	\$ -	\$ -	\$ -	\$ -	\$ -	\$ -	
Retirement	\$ 5,645	\$ 15,302	\$ -	\$ 2,805	\$ 4,810	\$ 3,793	\$ 32,355	
Medical	\$ 4,216	\$ 25,192	\$ -	\$ 7,627	\$ 3,505	\$ 7,627	\$ 48,167	
Life, Dent, MC, WC	\$ 554	\$ 2,218	\$ -	\$ 486	\$ 661	\$ 422	\$ 4,341	
Purch Serv, Repairs, Phone, Post	\$ 244	\$ -	\$ -	\$ -	\$ -	\$ -	\$ 244	
Supplies	\$ 4,200	\$ -	\$ -	\$ -	\$ -	\$ -	\$ 4,200	
Food Costs	\$ -	\$ 47,019	\$ -	\$ 24,402	\$ 9,234	\$ 5,418	\$ 86,073	
Equipment	\$ -	\$ -	\$ -	\$ -	\$ -	\$ -	\$ -	
Other Costs	\$ -	\$ -	\$ -	\$ -	\$ -	\$ -	\$ -	
Total Expenses	\$ 37,003	\$ 164,024	\$ -	\$ 55,358	\$ 33,113	\$ 33,589	\$ 323,087	
Net Gain (Loss)	\$ (29,845)	\$ (37,129)	\$ -	\$ (17,137)	\$ (995)	\$ (10,813)	\$ (95,919)	
							Ending Cash Balance 11/30/22	\$ 239,235

							Beginning Balance 7/1/21	\$ 808
2020-2021 Through 11/30/21								
<i>Revenues</i>	District-Wide	High School	Junior High	Eastern	Central	Western	Total	
Student Type A, Ezpay, Misc	\$ -	\$ (878)	\$ (761)	\$ 95	\$ 635	\$ 162	\$ (747)	
Student Break, Milk & A La Carte	\$ -	\$ 8,518	\$ 3,211	\$ 1,041	\$ 495	\$ 220	\$ 13,485	
Adult & Misc revenues	\$ 5,967	\$ 1,012	\$ 356	\$ 370	\$ 253	\$ 11	\$ 7,969	
State Reimb	\$ -	\$ -	\$ -	\$ -	\$ -	\$ -	\$ -	
Federal Reimb	\$ -	\$ 41,671	\$ 28,940	\$ 43,033	\$ 39,267	\$ 33,462	\$ 186,373	
Transfer In	\$ -	\$ -	\$ -	\$ -	\$ -	\$ -	\$ -	
Total Revenues	\$ 5,967	\$ 50,323	\$ 31,746	\$ 44,539	\$ 40,650	\$ 33,855	\$ 207,080	
<i>Expenses</i>								
Wages	\$ 21,353	\$ 43,480	\$ 19,350	\$ 15,053	\$ 13,583	\$ 14,140	\$ 126,959	
Severance	\$ -	\$ -	\$ -	\$ -	\$ -	\$ -	\$ -	
Retirement	\$ 5,125	\$ 9,528	\$ 4,231	\$ 5,287	\$ 2,735	\$ 3,288	\$ 30,194	
Medical	\$ 8,946	\$ 21,733	\$ 3,422	\$ 10,447	\$ 3,422	\$ 4,443	\$ 52,413	
Life, Dent, MC, WC	\$ 589	\$ 1,409	\$ 785	\$ 495	\$ 555	\$ 307	\$ 4,140	
Purch Serv, Repairs, Phone, Post	\$ 1,736	\$ 1,521	\$ 751	\$ 399	\$ 300	\$ 1,739	\$ 6,446	
Supplies	\$ 3,811	\$ -	\$ -	\$ -	\$ -	\$ -	\$ 3,811	
Food Costs	\$ -	\$ 35,126	\$ 13,003	\$ 29,398	\$ 10,705	\$ 12,432	\$ 100,664	
Equipment	\$ -	\$ -	\$ -	\$ -	\$ -	\$ -	\$ -	
Other Costs	\$ -	\$ -	\$ -	\$ -	\$ -	\$ -	\$ -	
Total Expenses	\$ 41,560	\$ 112,797	\$ 41,542	\$ 61,079	\$ 31,300	\$ 36,349	\$ 324,627	
Net Gain (Loss)	\$ (35,593)	\$ (62,474)	\$ (9,796)	\$ (16,540)	\$ 9,350	\$ (2,494)	\$ (117,547)	
							Ending Cash Balance 11/30/21	\$ (116,739)

Start Date: 11/1/2023

End Date: 11/30/2023

LEXINGTON LOCAL SCHOOLS Disbursement Summary Report

Reference Number	Check Number	Type	Date	Name	Vendor #	Status	Reconcile Date	Void Date	Amount
44632	0	PAYROLL	11/1/2023	LEXINGTON LOCAL SCHOOLS		RECONCILED	11/5/2023		\$ 659,795.80
44482	96547	ACCOUNTS_P AYABLE	11/6/2023	A.I.S. COMMERCIAL PARTS & SERVICES, INC	13761	RECONCILED	11/10/2023		1,355.43
44478	96548	ACCOUNTS_P AYABLE	11/6/2023	AMANDA BADERTSCHER	13224	OUTSTANDING			100.00
44462	96549	ACCOUNTS_P AYABLE	11/6/2023	AMAZON CAPITAL SERVICES	13575	RECONCILED	11/15/2023		2,147.67
44461	96550	ACCOUNTS_P AYABLE	11/6/2023	AMERICAN EXPRESS	10314	RECONCILED	11/13/2023		2,591.15
44511	96551	ACCOUNTS_P AYABLE	11/6/2023	ASHLAND TRACTOR SALES, INC.	784	RECONCILED	11/17/2023		300.00
44499	96552	ACCOUNTS_P AYABLE	11/6/2023	AWARDSMITH	1370	RECONCILED	11/13/2023		450.00
44479	96553	ACCOUNTS_P AYABLE	11/6/2023	BAKER VEHICLE SYSTEMS, INC.	6088	RECONCILED	11/10/2023		177.08
44503	96554	ACCOUNTS_P AYABLE	11/6/2023	BURNING RIVER LIFTS AND	10587	RECONCILED	11/16/2023		425.00
44502	96555	ACCOUNTS_P AYABLE	11/6/2023	CARDINAL RENTAL & SALES, LTD	8777	RECONCILED	11/10/2023		44.46
44488	96556	ACCOUNTS_P AYABLE	11/6/2023	CDW-G GOVERNMENT, INC.	7886	RECONCILED	11/13/2023		836.48
44500	96557	ACCOUNTS_P AYABLE	11/6/2023	COMDOC INC	13671	RECONCILED	11/14/2023		14.04
44471	96558	ACCOUNTS_P AYABLE	11/6/2023	CORE & MAIN LP	13063	RECONCILED	11/15/2023		781.80
44493	96559	ACCOUNTS_P AYABLE	11/6/2023	CULLIGAN QUALITY WATER	610	RECONCILED	11/10/2023		37.00
44487	96560	ACCOUNTS_P AYABLE	11/6/2023	D&K HATHAWAY	13016	RECONCILED	11/14/2023		26,169.36
44464	96561	ACCOUNTS_P AYABLE	11/6/2023	ELIZABETH A. RIEGEL	10733	RECONCILED	11/13/2023		300.00
44490	96562	ACCOUNTS_P AYABLE	11/6/2023	EQUIPARTS	11070	RECONCILED	11/10/2023		1,839.27
44489	96563	ACCOUNTS_P AYABLE	11/6/2023	EUGENE DAVIS	13612	RECONCILED	11/13/2023		109.99
44509	96564	ACCOUNTS_P AYABLE	11/6/2023	FLINN SCIENTIFIC	5830	RECONCILED	11/10/2023		28.70
44517	96565	ACCOUNTS_P AYABLE	11/6/2023	FURBAY/MANFIELD ELECTRIC	8458	RECONCILED	11/10/2023		65.74
44484	96566	ACCOUNTS_P AYABLE	11/6/2023	GAME ONE	11017	RECONCILED	11/13/2023		393.42
44483	96567	ACCOUNTS_P AYABLE	11/6/2023	GRAINGER	5843	RECONCILED	11/14/2023		3,575.85
44496	96568	ACCOUNTS_P AYABLE	11/6/2023	GRIFFIN SPORTS EQUIPMENT	13700	RECONCILED	11/10/2023		24,361.00
44480	96569	ACCOUNTS_P AYABLE	11/6/2023	HILL INTERNATIONAL TRUCKS	14024	RECONCILED	11/10/2023		154.14
44475	96570	ACCOUNTS_P AYABLE	11/6/2023	HOME DEPOT	7549	RECONCILED	11/13/2023		1,024.46

Start Date: 11/1/2023

End Date: 11/30/2023

LEXINGTON LOCAL SCHOOLS Disbursement Summary Report

Reference Number	Check Number	Type	Date	Name	Vendor #	Status	Reconcile Date	Void Date	Amount
44468	96571	ACCOUNTS_P AYABLE	11/6/2023	J & B ACCOUSTICA L	1555	RECONCILED	11/9/2023		\$ 347.21
44514	96572	ACCOUNTS_P AYABLE	11/6/2023	KAHL'S TELECOMMU NICATIONS	7813	RECONCILED	11/9/2023		198.00
44504	96573	ACCOUNTS_P AYABLE	11/6/2023	KELL ACE HARDWARE	8329	RECONCILED	11/14/2023		39.99
44467	96574	ACCOUNTS_P AYABLE	11/6/2023	LEPPERT MACHINE CO INC	13464	RECONCILED	11/13/2023		455.00
44507	96575	ACCOUNTS_P AYABLE	11/6/2023	LESCH BATTERY & POWER	9943	RECONCILED	11/15/2023		59.48
44472	96576	ACCOUNTS_P AYABLE	11/6/2023	LIBERTY LAWN CARE & LANDSCAPIN G INC	13646	RECONCILED	11/10/2023		1,474.00
44470	96577	ACCOUNTS_P AYABLE	11/6/2023	LYNN WALTERS	7702	RECONCILED	11/8/2023		450.00
44497	96578	ACCOUNTS_P AYABLE	11/6/2023	MATHCOUNT S FOUNDATIO N	6706	OUTSTANDIN G			420.00
44494	96579	ACCOUNTS_P AYABLE	11/6/2023	MENARDS	10810	RECONCILED	11/13/2023		376.78
44474	96580	ACCOUNTS_P AYABLE	11/6/2023	MID-OHIO ED. SERVICE CENTER	69	RECONCILED	11/13/2023		3,762.88
44491	96581	ACCOUNTS_P AYABLE	11/6/2023	MINUTEMAN PRESS	10766	RECONCILED	11/9/2023		486.88
44485	96582	ACCOUNTS_P AYABLE	11/6/2023	MVD SPORTS	6482	RECONCILED	11/15/2023		1,068.00
44477	96583	ACCOUNTS_P AYABLE	11/6/2023	NEOnet	13973	RECONCILED	11/14/2023		3,549.50
44501	96584	ACCOUNTS_P AYABLE	11/6/2023	NETWORK SERVICES COMPANY	10101	RECONCILED	11/13/2023		684.78
44492	96585	ACCOUNTS_P AYABLE	11/6/2023	OAEA	2781	OUTSTANDIN G			370.00
44466	96586	ACCOUNTS_P AYABLE	11/6/2023	OASSA/OMLA	322	VOID		11/8/2023	320.00
44481	96587	ACCOUNTS_P AYABLE	11/6/2023	PEPPLE & WAGGONER, LTD.	5883	RECONCILED	11/21/2023		136.00
44516	96588	ACCOUNTS_P AYABLE	11/6/2023	PIONEER MANUFACTU RING CO.	1020	RECONCILED	11/10/2023		1,323.08
44510	96589	ACCOUNTS_P AYABLE	11/6/2023	QUENCH USA INC	9919	RECONCILED	11/13/2023		47.48
44506	96590	ACCOUNTS_P AYABLE	11/6/2023	RIVER EDUCATION SERVICES INC	13290	RECONCILED	11/10/2023		35,650.00
44515	96591	ACCOUNTS_P AYABLE	11/6/2023	ROBERT J TOMMELLEO	8823	RECONCILED	11/30/2023		125.00
44473	96592	ACCOUNTS_P AYABLE	11/6/2023	RUMPKE	11508	RECONCILED	11/10/2023		1,743.05
44512	96593	ACCOUNTS_P AYABLE	11/6/2023	SCHOOL DATE BOOKS	11627	RECONCILED	11/14/2023		114.80
44508	96594	ACCOUNTS_P AYABLE	11/6/2023	SCHOOL HEALTH CORPORATIO N	7533	RECONCILED	11/13/2023		505.29
44518	96595	ACCOUNTS_P	11/6/2023	SHARE	12061	RECONCILED	11/14/2023		1,781.07

Start Date: 11/1/2023

End Date: 11/30/2023

LEXINGTON LOCAL SCHOOLS Disbursement Summary Report

Reference Number	Check Number	Type	Date	Name	Vendor #	Status	Reconcile Date	Void Date	Amount
44513	96596	ACCOUNTS_P AYABLE	11/6/2023	CORPORATIO N SHIFFLER EQUIPMENT SALES, INC.	851	RECONCILED	11/10/2023		\$ 99.39
44486	96597	ACCOUNTS_P AYABLE	11/6/2023	SIESEL DISTRIBUTIN G	10297	RECONCILED	11/14/2023		4,117.73
44463	96598	ACCOUNTS_P AYABLE	11/6/2023	SPYDER SIGNS & GRAPHICS	9378	RECONCILED	11/17/2023		631.80
44469	96599	ACCOUNTS_P AYABLE	11/6/2023	STANTON SHEET MUSIC	22	RECONCILED	11/14/2023		460.71
44495	96600	ACCOUNTS_P AYABLE	11/6/2023	STATE INDUSTRIAL PRODUCTS	11837	OUTSTANDIN G			416.17
44505	96601	ACCOUNTS_P AYABLE	11/6/2023	THEN DESIGN ARCHITECTU RE LTD	13501	RECONCILED	11/10/2023		19,294.00
44476	96602	ACCOUNTS_P AYABLE	11/6/2023	UCP OF GREATER CLEVELAND	13006	RECONCILED	11/10/2023		18,900.00
44465	96603	ACCOUNTS_P AYABLE	11/6/2023	VICKIE STIMA	9690	RECONCILED	11/15/2023		75.98
44498	96604	ACCOUNTS_P AYABLE	11/6/2023	WAYNE'S COUNTRY MARKET	6368	RECONCILED	11/15/2023		152.80
44519	96605	ACCOUNTS_P AYABLE	11/8/2023	OASSA/OMLA	322	RECONCILED	11/16/2023		640.00
44550	96606	ACCOUNTS_P AYABLE	11/9/2023	ALFRED NICKLES BAKERY	613	RECONCILED	11/15/2023		2,600.91
44520	96607	ACCOUNTS_P AYABLE	11/9/2023	ALLERTON HILL CONSULTIN G	11155	RECONCILED	11/28/2023		12,500.00
44521	96608	ACCOUNTS_P AYABLE	11/9/2023	AMAZON CAPITAL SERVICES	13575	RECONCILED	11/17/2023		450.45
44538	96609	ACCOUNTS_P AYABLE	11/9/2023	ANNESIA HITE	13878	RECONCILED	11/15/2023		67.64
44523	96610	ACCOUNTS_P AYABLE	11/9/2023	BRICKER GRAYDON LLP	10997	RECONCILED	11/17/2023		1,500.00
44524	96611	ACCOUNTS_P AYABLE	11/9/2023	BRIDGEWAY ACADEMY	11513	RECONCILED	11/16/2023		6,345.00
44525	96612	ACCOUNTS_P AYABLE	11/9/2023	BRIDGEWAY THERAPY CENTER	13818	RECONCILED	11/16/2023		180.00
44526	96613	ACCOUNTS_P AYABLE	11/9/2023	CDW-G GOVERNMEN T, INC.	7886	RECONCILED	11/17/2023		110.01
44566	96614	ACCOUNTS_P AYABLE	11/9/2023	COLTON ULLMAN	13701	RECONCILED	11/16/2023		160.00
44527	96615	ACCOUNTS_P AYABLE	11/9/2023	COLUMBUS CLAY CO	2695	RECONCILED	11/14/2023		2,775.00
44522	96616	ACCOUNTS_P AYABLE	11/9/2023	CONNIE BAKER	6670	RECONCILED	11/14/2023		125.00
44568	96617	ACCOUNTS_P AYABLE	11/9/2023	CONNIE WEIKLE	7075	RECONCILED	11/17/2023		34.98
44528	96618	ACCOUNTS_P AYABLE	11/9/2023	CRISIS PREVENTION INSTITUTE	13826	RECONCILED	11/14/2023		400.00
44529	96619	ACCOUNTS_P	11/9/2023	CULLIGAN	610	RECONCILED	11/14/2023		177.00

Start Date: 11/1/2023

End Date: 11/30/2023

LEXINGTON LOCAL SCHOOLS Disbursement Summary Report

Reference Number	Check Number	Type	Date	Name	Vendor #	Status	Reconcile Date	Void Date	Amount
44530	96620	ACCOUNTS_P AYABLE	11/9/2023	QUALITY WATER DELL FINANCIAL SERVICES	10287	VOID		11/9/2023	\$ 605.58
44531	96621	ACCOUNTS_P AYABLE	11/9/2023	DELL MARKETING L.P.	7777	RECONCILED	11/14/2023		971.41
44561	96622	ACCOUNTS_P AYABLE	11/9/2023	ELIZABETH A. RIEGEL	10733	RECONCILED	11/21/2023		150.00
44532	96623	ACCOUNTS_P AYABLE	11/9/2023	FORGET-ME- NOT FLOWER SHOP,INC.	5460	RECONCILED	11/16/2023		68.00
44537	96624	ACCOUNTS_P AYABLE	11/9/2023	HEALTHCAR E BILLING SERVICES	11018	RECONCILED	11/14/2023		12.82
44536	96625	ACCOUNTS_P AYABLE	11/9/2023	JAMES HAYES	13087	RECONCILED	11/10/2023		970.35
44541	96626	ACCOUNTS_P AYABLE	11/9/2023	JESSICA KIGER	13879	RECONCILED	11/13/2023		125.00
44569	96627	ACCOUNTS_P AYABLE	11/9/2023	JOSHUA WIEMELS	14025	OUTSTANDIN G			80.00
44534	96628	ACCOUNTS_P AYABLE	11/9/2023	KADIE GRUNDY	14026	RECONCILED	11/15/2023		80.00
44572	96629	ACCOUNTS_P AYABLE	11/9/2023	KAREN YODER	6646	RECONCILED	11/17/2023		125.00
44540	96630	ACCOUNTS_P AYABLE	11/9/2023	KELL ACE HARDWARE	8329	RECONCILED	11/21/2023		8.03
44542	96631	ACCOUNTS_P AYABLE	11/9/2023	KIMBALL MIDWEST	11066	RECONCILED	11/14/2023		514.35
44533	96632	ACCOUNTS_P AYABLE	11/9/2023	KIMBERLY GILBERT	14045	RECONCILED	11/14/2023		125.00
44543	96633	ACCOUNTS_P AYABLE	11/9/2023	KNOX COUNTY ESC	8555	RECONCILED	11/13/2023		3,786.44
44546	96634	ACCOUNTS_P AYABLE	11/9/2023	LIBERTY LAWN CARE & LANDSCAPIN G INC	13646	RECONCILED	11/20/2023		162.00
44560	96635	ACCOUNTS_P AYABLE	11/9/2023	LINDA SMITH	14046	RECONCILED	11/13/2023		125.00
44547	96636	ACCOUNTS_P AYABLE	11/9/2023	LITERACY RESOURCES LLC	13531	OUTSTANDIN G			99.00
44559	96637	ACCOUNTS_P AYABLE	11/9/2023	LYNN SHERMAN	11639	RECONCILED	11/10/2023		125.00
44548	96638	ACCOUNTS_P AYABLE	11/9/2023	MVD SPORTS	6482	RECONCILED	11/21/2023		1,390.50
44549	96639	ACCOUNTS_P AYABLE	11/9/2023	NAPA	13723	RECONCILED	11/13/2023		1,839.44
44551	96640	ACCOUNTS_P AYABLE	11/9/2023	NORTH CENTRAL OHIO ESC	9382	RECONCILED	11/14/2023		3,865.03
44552	96641	ACCOUNTS_P AYABLE	11/9/2023	O.E. MEYER COMPANY	10829	RECONCILED	11/28/2023		8.99
44539	96642	ACCOUNTS_P AYABLE	11/9/2023	PEGGY JORDAN	13704	RECONCILED	11/22/2023		125.00
44554	96643	ACCOUNTS_P AYABLE	11/9/2023	RENHILL GROUP, INC.	10075	RECONCILED	11/15/2023		16,989.38
44544	96644	ACCOUNTS_P AYABLE	11/9/2023	RYAN KNUCKLES	10079	RECONCILED	11/20/2023		71.58
44555	96645	ACCOUNTS_P AYABLE	11/9/2023	SAM'S CLUB DIRECT	5566	OUTSTANDIN G			1,237.78
44556	96646	ACCOUNTS_P AYABLE	11/9/2023	SCHOOL OUTFITTERS. COM	8126	RECONCILED	11/16/2023		635.92

Start Date: 11/1/2023

End Date: 11/30/2023

LEXINGTON LOCAL SCHOOLS Disbursement Summary Report

Reference Number	Check Number	Type	Date	Name	Vendor #	Status	Reconcile Date	Void Date	Amount
44557	96647	ACCOUNTS_P AYABLE	11/9/2023	SHEAR PIAZZ, INC	13935	RECONCILED	11/21/2023		\$ 1,320.00
44571	96648	ACCOUNTS_P AYABLE	11/9/2023	SHEILA WINTERS	11874	RECONCILED	11/10/2023		57.74
44558	96649	ACCOUNTS_P AYABLE	11/9/2023	SHELBY PRINTING, INC.	955	RECONCILED	11/15/2023		1,221.33
44535	96650	ACCOUNTS_P AYABLE	11/9/2023	SHELLEY HARRIS	13972	OUTSTANDIN G			85.79
44545	96651	ACCOUNTS_P AYABLE	11/9/2023	SHERYL LEHNHART	11712	RECONCILED	11/13/2023		125.00
44562	96652	ACCOUNTS_P AYABLE	11/9/2023	SUNBELT RENTALS	7776	RECONCILED	11/15/2023		66.50
44563	96653	ACCOUNTS_P AYABLE	11/9/2023	TRANSPORTA TION ACCESSORIE S CO.	819	RECONCILED	11/16/2023		376.08
44553	96654	ACCOUNTS_P AYABLE	11/9/2023	TREASURER STATE OF OHIO	5996	RECONCILED	11/15/2023		614.25
44564	96655	ACCOUNTS_P AYABLE	11/9/2023	TREASURER, STATE OF OHIO	9906	RECONCILED	11/14/2023		5,883.50
44565	96656	ACCOUNTS_P AYABLE	11/9/2023	ULINE, INC	13664	RECONCILED	11/15/2023		1,553.94
44567	96657	ACCOUNTS_P AYABLE	11/9/2023	VASU COMMUNICA TIONS, INC.	3309	RECONCILED	11/14/2023		335.64
44570	96658	ACCOUNTS_P AYABLE	11/9/2023	WILSON LANGUAGE TRAINING CORP.	8967	RECONCILED	11/15/2023		77.00
44573	96659	ACCOUNTS_P AYABLE	11/9/2023	DELL MARKETING L.P.	7777	RECONCILED	11/13/2023		605.58
44574	96660	ACCOUNTS_P AYABLE	11/10/2023	STATE CHEMICAL SOLUTIONAS	11837	RECONCILED	11/24/2023		178.35
44575	96661	REFUND	11/13/2023	ASHLEY HERRERA	14032	RECONCILED	11/16/2023		100.00
44576	96662	REFUND	11/13/2023	TRACI TAKACS- TAUB	14048	RECONCILED	11/16/2023		100.00
44577	96663	ACCOUNTS_P AYABLE	11/13/2023	AMAZON CAPITAL SERVICES	13575	RECONCILED	11/28/2023		1,547.76
44578	96664	ACCOUNTS_P AYABLE	11/13/2023	CARDINAL BUS SALES & SERVICE	6515	RECONCILED	11/17/2023		3,204.69
44579	96665	ACCOUNTS_P AYABLE	11/13/2023	COMDOC INC	13671	RECONCILED	11/20/2023		2,384.53
44580	96666	ACCOUNTS_P AYABLE	11/13/2023	CULLIGAN QUALITY WATER	610	RECONCILED	11/17/2023		78.00
44582	96667	ACCOUNTS_P AYABLE	11/13/2023	EJ THERAPY INC	13137	RECONCILED	11/20/2023		32,738.80
44583	96668	ACCOUNTS_P AYABLE	11/13/2023	GIONINO'S PIZZERIA	9153	RECONCILED	11/20/2023		107.00
44581	96669	ACCOUNTS_P AYABLE	11/13/2023	JACLYN DODSON	13497	OUTSTANDIN G			125.00
44585	96670	ACCOUNTS_P AYABLE	11/13/2023	JAMES HAYES	13087	RECONCILED	11/17/2023		970.35
44586	96671	ACCOUNTS_P AYABLE	11/13/2023	KEY CLUB INTERNATIO NAL	1042	RECONCILED	11/20/2023		550.00
44587	96672	ACCOUNTS_P	11/13/2023	O.E. MEYER	10829	RECONCILED	11/28/2023		99.80

Start Date: 11/1/2023

End Date: 11/30/2023

LEXINGTON LOCAL SCHOOLS Disbursement Summary Report

Reference Number	Check Number	Type	Date	Name	Vendor #	Status	Reconcile Date	Void Date	Amount
44588	96673	AYABLE ACCOUNTS_P	11/13/2023	COMPANY SCHOOL	6538	RECONCILED	11/22/2023		\$ 114.24
44589	96674	AYABLE ACCOUNTS_P	11/13/2023	SPECIALTY SEVERNS,	13941	RECONCILED	11/16/2023		47.98
44590	96675	AYABLE ACCOUNTS_P	11/13/2023	LYDIA SMITHFOOD	11797	RECONCILED	11/21/2023		5,849.94
44591	96676	AYABLE ACCOUNTS_P	11/13/2023	S, INC SPYDER	9378	RECONCILED	11/17/2023		91.00
44592	96677	AYABLE ACCOUNTS_P	11/13/2023	GRAPHICS O'CHARLEY'S	8316	RECONCILED	11/21/2023		475.90
44608	96678	AYABLE ACCOUNTS_P	11/14/2023	CENTER MID-OHIO	69	RECONCILED	11/20/2023		240.00
44604	96679	AYABLE ACCOUNTS_P	11/14/2023	ED. SERVICE J & B	1555	RECONCILED	11/17/2023		28.66
44613	96680	AYABLE ACCOUNTS_P	11/14/2023	ACCOUSTICA L	4036	RECONCILED	11/20/2023		937.80
44600	96681	AYABLE ACCOUNTS_P	11/14/2023	STANDARD PLUMBING & HEATING CO	5579	RECONCILED	11/30/2023		125.00
44602	96682	AYABLE ACCOUNTS_P	11/14/2023	CALLAHAN DOOR SALES	5843	RECONCILED	11/21/2023		513.08
44599	96683	AYABLE ACCOUNTS_P	11/14/2023	GRAINGER BAKER	6088	RECONCILED	11/17/2023		19.43
44611	96684	AYABLE ACCOUNTS_P	11/14/2023	VEHICLE SYSTEMS, INC.	6538	RECONCILED	11/29/2023		431.13
44607	96685	AYABLE ACCOUNTS_P	11/14/2023	SCHOOL SPECIALTY MID-OHIO	8414	RECONCILED	11/20/2023		94.90
44609	96686	AYABLE ACCOUNTS_P	11/14/2023	AUTO REPAIR NORTH	9382	RECONCILED	11/20/2023		3,930.03
44615	96687	AYABLE ACCOUNTS_P	11/14/2023	CENTRAL OHIO ESC TREASURER,	9906	RECONCILED	11/20/2023		101.25
44595	96688	AYABLE ACCOUNTS_P	11/14/2023	STATE OF OHIO BURNING	10587	RECONCILED	11/21/2023		1,438.18
44606	96689	AYABLE ACCOUNTS_P	11/14/2023	RIVER LIFTS AND MENARDS	10810	RECONCILED	11/21/2023		647.42
44601	96690	AYABLE ACCOUNTS_P	11/14/2023	THE DEXTER COMPANY	11467	RECONCILED	11/20/2023		502.33
44610	96691	AYABLE ACCOUNTS_P	11/14/2023	RUMPKE	11508	RECONCILED	11/21/2023		1,743.05
44597	96692	AYABLE ACCOUNTS_P	11/14/2023	ALPINE ELECTRIC	11628	RECONCILED	11/20/2023		179.70
44612	96693	AYABLE ACCOUNTS_P	11/14/2023	SMITHFOOD S, INC	11797	RECONCILED	11/21/2023		295.45
44614	96694	AYABLE ACCOUNTS_P	11/14/2023	STATE CHEMICAL SOLUTIONAS	11837	OUTSTANDIN G			5.00
44596	96695	AYABLE ACCOUNTS_P	11/14/2023	ALLIED SUPPLY CO, INC	11862	RECONCILED	11/20/2023		3,359.25
44603	96696	AYABLE ACCOUNTS_P	11/14/2023	HILLYARD OHIO	13569	RECONCILED	11/20/2023		1,239.29
44598	96697	AYABLE ACCOUNTS_P	11/14/2023	AMAZON CAPITAL SERVICES	13575	RECONCILED	11/27/2023		246.69
44605	96698	AYABLE ACCOUNTS_P	11/14/2023	JEFF KEDDING	14049	OUTSTANDIN G			4,114.21

Start Date: 11/1/2023

End Date: 11/30/2023

LEXINGTON LOCAL SCHOOLS Disbursement Summary Report

Reference Number	Check Number	Type	Date	Name	Vendor #	Status	Reconcile Date	Void Date	Amount
44616	96699	ACCOUNTS_P AYABLE	11/20/2023	POST MASTER	918	RECONCILED	11/24/2023		\$ 926.09
44617	96700	ACCOUNTS_P AYABLE	11/20/2023	ABER'S TRUCK CENTER	11355	RECONCILED	11/28/2023		38.85
44618	96701	ACCOUNTS_P AYABLE	11/20/2023	AMAZON CAPITAL SERVICES	13575	RECONCILED	11/29/2023		393.41
44619	96702	ACCOUNTS_P AYABLE	11/20/2023	AMERICAN INSTITUTE OF RESUSCITATI ON	14042	OUTSTANDIN G			300.00
44621	96703	ACCOUNTS_P AYABLE	11/20/2023	CHRISTOPHE R GLENNON	13459	RECONCILED	11/20/2023		240.00
44620	96704	ACCOUNTS_P AYABLE	11/20/2023	DELL MARKETING L.P.	7777	RECONCILED	11/27/2023		847.26
44622	96705	ACCOUNTS_P AYABLE	11/20/2023	JULIAN & GRUBE, INC.	7084	RECONCILED	11/28/2023		2,200.00
44627	96706	ACCOUNTS_P AYABLE	11/20/2023	LOUIS MICHAEL TOMMELLEO	6176	RECONCILED	11/22/2023		120.00
44623	96707	ACCOUNTS_P AYABLE	11/20/2023	NCTE	575	OUTSTANDIN G			489.00
44624	96708	ACCOUNTS_P AYABLE	11/20/2023	SCHOOL HEALTH CORPORATIO N	7533	RECONCILED	11/28/2023		5,447.09
44625	96709	ACCOUNTS_P AYABLE	11/20/2023	STEALTH PARTNER GROUP	13604	RECONCILED	11/28/2023		45,742.74
44626	96710	ACCOUNTS_P AYABLE	11/20/2023	SUMMERS RUBBER COMPANY	5291	RECONCILED	11/28/2023		26.28
44628	96711	ACCOUNTS_P AYABLE	11/20/2023	TRANSPORTA TION ACCESSORIE S CO.	819	RECONCILED	11/28/2023		401.69
44635	96712	ACCOUNTS_P AYABLE	11/21/2023	JAMES HAYES	13087	RECONCILED	11/21/2023		970.35
44636	96713	ACCOUNTS_P AYABLE	11/27/2023	GRADY ENTERPRISE S, INC.	9664	OUTSTANDIN G			1,250.01
44637	96714	ACCOUNTS_P AYABLE	11/27/2023	OMEA	8109	OUTSTANDIN G			720.00
44638	96715	ACCOUNTS_P AYABLE	11/27/2023	OMEA DISTRICT 10 TREASURER	3951	OUTSTANDIN G			200.00
44639	96716	ACCOUNTS_P AYABLE	11/28/2023	AMANDA BADERTSCH ER	13224	OUTSTANDIN G			100.00
44654	96717	ACCOUNTS_P AYABLE	11/28/2023	AMAZON CAPITAL SERVICES	13575	OUTSTANDIN G			17.90
44660	96718	ACCOUNTS_P AYABLE	11/28/2023	ASHLEY TODD	10907	OUTSTANDIN G			670.65
44642	96719	ACCOUNTS_P AYABLE	11/28/2023	AUSTIN JAVUREK	10372	OUTSTANDIN G			79.99
44658	96720	ACCOUNTS_P AYABLE	11/28/2023	BENJAMIN BALL	9588	OUTSTANDIN G			16.38
44655	96721	ACCOUNTS_P AYABLE	11/28/2023	CBIZ BENEFITS & INSURANCE	8780	OUTSTANDIN G			2,750.00
44659	96722	ACCOUNTS_P AYABLE	11/28/2023	ELIZABETH A. RIEGEL	10733	OUTSTANDIN G			150.00

Start Date: 11/1/2023

End Date: 11/30/2023

LEXINGTON LOCAL SCHOOLS

Disbursement Summary Report

Reference Number	Check Number	Type	Date	Name	Vendor #	Status	Reconcile Date	Void Date	Amount
44656	96723	ACCOUNTS_P AYABLE	11/28/2023	GERMAN'S BUS SALES & SERVICE	7639	OUTSTANDIN G			\$ 30.00
44646	96724	ACCOUNTS_P AYABLE	11/28/2023	GIMKIT, INC	13667	OUTSTANDIN G			650.00
44657	96725	ACCOUNTS_P AYABLE	11/28/2023	GIONINO'S PIZZERIA	9153	OUTSTANDIN G			27.00
44648	96726	ACCOUNTS_P AYABLE	11/28/2023	JAMES HAYES	13087	OUTSTANDIN G			388.14
44652	96727	ACCOUNTS_P AYABLE	11/28/2023	JULIE DETLEF	7178	OUTSTANDIN G			208.50
44645	96728	ACCOUNTS_P AYABLE	11/28/2023	KROGER COMPANY	5498	OUTSTANDIN G			24.90
44653	96729	ACCOUNTS_P AYABLE	11/28/2023	LANA HILL	13892	OUTSTANDIN G			967.71
44641	96730	ACCOUNTS_P AYABLE	11/28/2023	LESCH BATTERY & POWER	9943	OUTSTANDIN G			207.90
44643	96731	ACCOUNTS_P AYABLE	11/28/2023	MARY HAAS	8610	OUTSTANDIN G			153.27
44650	96732	ACCOUNTS_P AYABLE	11/28/2023	NOAH ECKSTEIN	14009	OUTSTANDIN G			118.77
44649	96733	ACCOUNTS_P AYABLE	11/28/2023	OHIO.NET INTERNET PROVIDERS	13038	OUTSTANDIN G			483.19
44640	96734	ACCOUNTS_P AYABLE	11/28/2023	RENHILL GROUP, INC.	10075	OUTSTANDIN G			17,133.80
44647	96735	ACCOUNTS_P AYABLE	11/28/2023	SMETZ'S TIRE SERVICE CENTER	10453	OUTSTANDIN G			5,184.06
44644	96736	ACCOUNTS_P AYABLE	11/28/2023	TODD SCHEIBER	11815	OUTSTANDIN G			68.78
44651	96737	ACCOUNTS_P AYABLE	11/28/2023	TREASURER, STATE OF OHIO	9906	OUTSTANDIN G			5,883.50
44662	96738	ACCOUNTS_P AYABLE	11/29/2023	A.I.S. COMMERCIA L PARTS & SERVICES, INC	13761	OUTSTANDIN G			230.00
44671	96739	ACCOUNTS_P AYABLE	11/29/2023	ACCO BRANDS	3559	OUTSTANDIN G			289.54
44663	96740	ACCOUNTS_P AYABLE	11/29/2023	AMAZON CAPITAL SERVICES	13575	OUTSTANDIN G			1,791.49
44664	96741	ACCOUNTS_P AYABLE	11/29/2023	AMERICAN ELECTRIC POWER	701	OUTSTANDIN G			23,253.14
44682	96742	ACCOUNTS_P AYABLE	11/29/2023	ANDY J. LITTLE	7196	OUTSTANDIN G			140.00
44665	96743	ACCOUNTS_P AYABLE	11/29/2023	BAKER VEHICLE SYSTEMS, INC.	6088	OUTSTANDIN G			1,808.73
44666	96744	ACCOUNTS_P AYABLE	11/29/2023	BENJAMIN BALL	9588	OUTSTANDIN G			90.00
44667	96745	ACCOUNTS_P AYABLE	11/29/2023	BRIDGEWAY THERAPY CENTER	13818	OUTSTANDIN G			2,312.50
44668	96746	ACCOUNTS_P AYABLE	11/29/2023	CDW-G GOVERNMENT, INC.	7886	OUTSTANDIN G			2,554.28
44674	96747	ACCOUNTS_P AYABLE	11/29/2023	CHRISTOPHE R GLENNON	13459	OUTSTANDIN G			175.00
44670	96748	ACCOUNTS_P	11/29/2023	CINDY	11515	OUTSTANDIN			6,759.60

Start Date: 11/1/2023

End Date: 11/30/2023

LEXINGTON LOCAL SCHOOLS Disbursement Summary Report

Reference Number	Check Number	Type	Date	Name	Vendor #	Status	Reconcile Date	Void Date	Amount
44669	96749	AYABLE ACCOUNTS_P	11/29/2023	COWLES COLE		G 9752			\$ 2,208.30
		AYABLE		DISTRIBUTIN G		G			
44697	96750	AYABLE ACCOUNTS_P	11/29/2023	COLTON ULLMAN	13701	OUTSTANDIN G			90.00
44676	96751	AYABLE ACCOUNTS_P	11/29/2023	DAVID HINES	13148	OUTSTANDIN G			381.65
44675	96752	AYABLE ACCOUNTS_P	11/29/2023	G & L SUPPLY	713	OUTSTANDIN G			628.56
44673	96753	AYABLE ACCOUNTS_P	11/29/2023	GIONINO'S PIZZERIA	9153	OUTSTANDIN G			524.10
44677	96754	AYABLE ACCOUNTS_P	11/29/2023	HOLLY'S BOOK RACK	7409	OUTSTANDIN G			292.50
44679	96755	AYABLE ACCOUNTS_P	11/29/2023	J & B ACCOUSTICA L	1555	OUTSTANDIN G			99.71
44678	96756	AYABLE ACCOUNTS_P	11/29/2023	JENNIFER HOOPER	13018	OUTSTANDIN G			57.68
44680	96757	AYABLE ACCOUNTS_P	11/29/2023	K B Z ELECTRIC INC.	3923	OUTSTANDIN G			2,368.00
44681	96758	AYABLE ACCOUNTS_P	11/29/2023	LITERACY RESOURCES LLC	13531	OUTSTANDIN G			99.00
44689	96759	AYABLE ACCOUNTS_P	11/29/2023	LIZ SAVKA	12167	OUTSTANDIN G			71.92
44683	96760	AYABLE ACCOUNTS_P	11/29/2023	MADISON LOCAL SCHOOLS	928	OUTSTANDIN G			175.00
44684	96761	AYABLE ACCOUNTS_P	11/29/2023	MENARDS	10810	OUTSTANDIN G			195.09
44687	96762	AYABLE ACCOUNTS_P	11/29/2023	MICHELLE OLECKI	10011	OUTSTANDIN G			329.60
44685	96763	AYABLE ACCOUNTS_P	11/29/2023	MID-OHIO ED. SERVICE CENTER	69	OUTSTANDIN G			6,890.00
44686	96764	AYABLE ACCOUNTS_P	11/29/2023	NRG BUSINESS MARKETING	11543	OUTSTANDIN G			2,061.65
44672	96765	AYABLE ACCOUNTS_P	11/29/2023	SALLY GIEFER	6996	OUTSTANDIN G			285.99
44694	96766	AYABLE ACCOUNTS_P	11/29/2023	SARA THORBURN	9753	OUTSTANDIN G			307.13
44688	96767	AYABLE ACCOUNTS_P	11/29/2023	SARVER PAVING COMPANY	9678	OUTSTANDIN G			241.25
44690	96768	AYABLE ACCOUNTS_P	11/29/2023	SIESEL DISTRIBUTIN G	10297	OUTSTANDIN G			2,044.73
44691	96769	AYABLE ACCOUNTS_P	11/29/2023	SKELTON'S, INC.	10534	OUTSTANDIN G			213.17
44692	96770	AYABLE ACCOUNTS_P	11/29/2023	STANDARD PLUMBING & HEATING CO	4036	OUTSTANDIN G			6,390.00
44693	96771	AYABLE ACCOUNTS_P	11/29/2023	STATE SUPPLY COMPANY	13777	OUTSTANDIN G			950.23
44695	96772	AYABLE ACCOUNTS_P	11/29/2023	TRUCKPRO HOLDING CORP	13887	OUTSTANDIN G			2,357.81
44696	96773	AYABLE ACCOUNTS_P	11/29/2023	UCP OF GREATER CLEVELAND	13006	OUTSTANDIN G			18,900.00
44698	96774	AYABLE ACCOUNTS_P	11/29/2023	VERIZON WIRELESS	7415	OUTSTANDIN G			529.01

Start Date: 11/1/2023

End Date: 11/30/2023

LEXINGTON LOCAL SCHOOLS Disbursement Summary Report

Reference Number	Check Number	Type	Date	Name	Vendor #	Status	Reconcile Date	Void Date	Amount
44699	96775	ACCOUNTS_P AYABLE	11/29/2023	XEROX CORPORATIO N	13945	OUTSTANDIN G			\$ 2,789.29
44708	96776	ACCOUNTS_P AYABLE	11/30/2023	UNITED STATES TREASURY	10995	OUTSTANDIN G			235.87
44701	96777	ACCOUNTS_P AYABLE	11/30/2023	CLEARWATE R SYSTEMS	6230	OUTSTANDIN G			170.00
44702	96778	ACCOUNTS_P AYABLE	11/30/2023	AMAZON CAPITAL SERVICES	13575	OUTSTANDIN G			596.88
44700	96779	ACCOUNTS_P AYABLE	11/30/2023	WINDOW ENERGY FILM, INC	13817	OUTSTANDIN G			2,557.50
44705	96780	REFUND	11/30/2023	LAURIE YOUNG	10887	OUTSTANDIN G			50.90
44703	96781	REFUND	11/30/2023	LINDA HARTLINE	14053	OUTSTANDIN G			92.60
44704	96782	REFUND	11/30/2023	KATIE RATCLIFF	14054	OUTSTANDIN G			44.25
44709	96783	ACCOUNTS_P AYABLE	11/30/2023	CARDINAL BUS SALES & SERVICE	6515	OUTSTANDIN G			252,144.00
44710	96784	ACCOUNTS_P AYABLE	11/30/2023	LEXINGTON ATHLETIC DEPT.	3520	OUTSTANDIN G			2,645.00
44584	692154	ACCOUNTS_P AYABLE	11/13/2023	GORDON FOOD SERVICE	900652	RECONCILED	11/13/2023		29,764.52
44593	692155	ACCOUNTS_P AYABLE	11/14/2023	MEMO- S.T.R.S.	900998	RECONCILED	11/14/2023		8,852.51
44594	692156	ACCOUNTS_P AYABLE	11/14/2023	MEMO- S.E.R.S.	900997	RECONCILED	11/14/2023		2,992.60
44629	692157	ACCOUNTS_P AYABLE	11/20/2023	ANTHEM BENEFIT SERVICES	900902	RECONCILED	11/20/2023		394,610.54
44630	692158	ACCOUNTS_P AYABLE	11/20/2023	MEMO- S.E.R.S.	900997	RECONCILED	11/20/2023		3,057.24
44631	692159	ACCOUNTS_P AYABLE	11/20/2023	MEMO- S.T.R.S.	900998	RECONCILED	11/20/2023		9,745.71
44633	692160	PAYROLL	11/14/2023	LEXINGTON LOCAL SCHOOLS		RECONCILED	11/20/2023		703,336.11
44634	692161	ACCOUNTS_P AYABLE	11/20/2023	LEXINGTON SCHOOLS - PAYROLL	900934	RECONCILED	11/20/2023		18,553.87
44661	692162	ACCOUNTS_P AYABLE	11/29/2023	MEMO-MID OHIO ESC	900069	RECONCILED	11/29/2023		94,348.00
44706	692163	ACCOUNTS_P AYABLE	11/30/2023	MEMO- S.E.R.S.	900997	RECONCILED	11/30/2023		50,248.00
44707	692164	ACCOUNTS_P AYABLE	11/30/2023	MEMO- S.T.R.S.	900998	RECONCILED	11/30/2023		135,720.00
Grand Total									\$ 2,866,633.78

Reporting Period: December 2023 (FY 2024)

12/5/23 10:23 AM

Start Date: 11/01/2023

End Date: 11/30/2023

LEXINGTON LOCAL SCHOOLS Receipts Ledger Report

Receipt #	Line #	Date	Type	Description	Full Account Code	Amount
Fund: 001						
Receipt: 1211						
78408	1	11/1/2023	RC	Preschool tuition	001-1211-0000-000000-500	\$ 240.00
78417	1	11/7/2023	RC	Preschool tuition	001-1211-0000-000000-500	120.00
78418	1	11/8/2023	RC	Tuition	001-1211-0000-000000-000	4,177.86
78467	1	11/9/2023	RC	Preschool tuition	001-1211-0000-000000-500	360.00
78468	1	11/13/2023	RC	Preschool tuition	001-1211-0000-000000-500	360.00
78469	1	11/27/2023	RC	Preschool tuition	001-1211-0000-000000-500	240.00
78480	1	11/30/2023	RC	Tuition	001-1211-0000-000000-000	1,392.62
						\$ 6,890.48
Receipt: 1410						
78484	1	11/30/2023	RC	Richland Bank Interest	001-1410-0000-000000-000	27,724.69
						\$ 27,724.69
Receipt: 1740						
78413	2	11/6/2023	RC	School Fees	001-1740-0000-000000-100	120.00
78414	2	11/6/2023	RC	JH School Fees	001-1740-0000-000000-200	100.00
78421	2	11/8/2023	RC	Central school fees	001-1740-0000-000000-400	24.00
78431	1	11/16/2023	RC	Food Service to School Fees - Hartline/Burkhart	001-1740-0000-000000-100	4.60
78460	2	11/20/2023	RC	Central school fees	001-1740-0000-000000-400	24.00
78461	2	11/20/2023	RC	Central school fees	001-1740-0000-000000-400	48.00
78465	1	11/28/2023	RC	School fees	001-1740-0000-000000-200	17.00
78477	1	11/30/2023	RC	HS Fees - Pay For It	001-1740-0000-000000-100	358.00
78477	2	11/30/2023	RC	Jr High Fees - Pay For It	001-1740-0000-000000-200	44.00
78477	3	11/30/2023	RC	Eastern Fees - Pay For It	001-1740-0000-000000-300	90.00
78477	4	11/30/2023	RC	Central Fees - Pay For It	001-1740-0000-000000-400	240.00
78477	5	11/30/2023	RC	Western Fees - Pay For It	001-1740-0000-000000-500	210.00
						\$ 1,279.60
Receipt: 3110						
78420	1	11/9/2023	RC	Base Cost	001-3110-0000-000000-000	270,103.80
78420	3	11/9/2023	RC	Targeted Assistance	001-3110-0000-000000-000	48,706.10
78420	4	11/9/2023	RC	Special Education Funding	001-3110-0000-000000-000	43,486.22
78420	8	11/9/2023	RC	Supplement Targeted Assistance	001-3110-0000-000000-000	0.00
78420	9	11/9/2023	RC	Temporary Transitional Aid Guarantee	001-3110-0000-000000-000	0.00
78420	11	11/9/2023	RC	Transportation	001-3110-0000-000000-000	31,216.47
78420	12	11/9/2023	RC	Formula Transition Supplement	001-3110-0000-000000-000	0.00
78420	13	11/9/2023	RC	Preschool Special Educ Funding	001-3110-0000-000000-000	8,795.34
78420	14	11/9/2023	RC	Special Educ Transportation	001-3110-0000-000000-000	3,234.32
78420	19	11/9/2023	RC	JV02 FY2023 Final #2 Traditional School Districts	001-3110-0000-000000-000	(6.44)
78454	1	11/24/2023	RC	Base Cost	001-3110-0000-000000-000	273,091.09

Reporting Period: December 2023 (FY 2024)

12/5/23 10:23 AM

Start Date: 11/01/2023

End Date: 11/30/2023

LEXINGTON LOCAL SCHOOLS Receipts Ledger Report

Receipt #	Line #	Date	Type	Description	Full Account Code	Amount
78454	3	11/24/2023	RC	Targeted Assistance	001-3110-0000-000000-000	\$ 48,969.82
78454	4	11/24/2023	RC	Special Education Funding	001-3110-0000-000000-000	46,263.06
78454	8	11/24/2023	RC	Supplement Targeted Assistance	001-3110-0000-000000-000	0.00
78454	9	11/24/2023	RC	Temporary Transitional Aid Guarantee	001-3110-0000-000000-000	0.00
78454	11	11/24/2023	RC	Transportation	001-3110-0000-000000-000	31,216.47
78454	12	11/24/2023	RC	Formula Transition Supplement	001-3110-0000-000000-000	0.00
78454	13	11/24/2023	RC	Preschool Special Educ Funding	001-3110-0000-000000-000	8,792.13
78454	14	11/24/2023	RC	Special Educ Transportation	001-3110-0000-000000-000	3,234.32
						\$ 817,102.70
Receipt:	3131					
78474	1	11/3/2023	RC	RB for Real Estate - Richland	001-3131-0000-000000-000	328.50
78474	2	11/3/2023	RC	RB for Emergency Levy -Richlan	001-3131-0000-000000-000	208.52
78474	4	11/3/2023	RC	2 1/2 HMRB Real Est-Richland	001-3131-0000-000000-000	41.78
78474	5	11/3/2023	RC	2 1/2 HMRB Emerg Levy-Richland	001-3131-0000-000000-000	26.56
						\$ 605.36
Receipt:	3132					
78470	1	11/20/2023	RC	Homestead MH - Richland	001-3132-0000-000000-000	40.62
78470	2	11/20/2023	RC	Homestead MH Emerg Levy- Rich	001-3132-0000-000000-000	25.80
						\$ 66.42
Receipt:	3211					
78420	5	11/9/2023	RC	Economic Disadvantaged Funding	001-3211-0000-000000-000	3,026.87
78454	5	11/24/2023	RC	Economic Disadvantaged Funding	001-3211-0000-000000-000	3,220.20
						\$ 6,247.07
Receipt:	3215					
78420	10	11/9/2023	RC	Career Tech Education Funding	001-3215-0000-000000-000	30.57
78454	10	11/24/2023	RC	Career Tech Education Funding	001-3215-0000-000000-000	30.59
						\$ 61.16
Receipt:	3216					
78420	7	11/9/2023	RC	Gifted Education Funding	001-3216-0000-000000-000	5,325.43
78454	7	11/24/2023	RC	Gifted Education Funding	001-3216-0000-000000-000	5,345.76
						\$ 10,671.19
Receipt:	3217					
78420	6	11/9/2023	RC	English Learners Funding	001-3217-0000-000000-000	153.22
78454	6	11/24/2023	RC	English Learners Funding	001-3217-0000-000000-000	153.21
						\$ 306.43
Receipt:	3218					
78420	2	11/9/2023	RC	Base Cost - Student Wellness and Success	001-3218-0000-000000-000	13,676.30
78454	2	11/24/2023	RC	Base Cost - Student Wellness and Success	001-3218-0000-000000-000	13,827.56
						\$ 27,503.86
Receipt:	3219					

Reporting Period: December 2023 (FY 2024)

12/5/23 10:23 AM

Start Date: 11/01/2023

End Date: 11/30/2023

LEXINGTON LOCAL SCHOOLS Receipts Ledger Report

Receipt #	Line #	Date	Type	Description	Full Account Code	Amount
78420	20	11/9/2023	RC	JV20 Feminine Hygiene Dispensers	001-3219-0000-000000-000	\$ 2,500.00
						\$ 2,500.00
Receipt:	3300					
78475	1	11/30/2023	RC	MEDICAID Recd - 11/2	001-3300-0000-000000-000	882.47
78475	2	11/30/2023	RC	MEDICAID Recd - 11/16	001-3300-0000-000000-000	1,527.02
78475	3	11/30/2023	RC	MEDICAID Recd - 11/24	001-3300-0000-000000-000	2,718.51
						\$ 5,128.00
						\$ 906,086.96
Fund:	002					
Receipt:	3132					
78470	3	11/20/2023	RC	Homestead MH Bond Ret-Rich	002-3132-0000-000000-000	16.44
						\$ 16.44
Fund:	003					
Receipt:	3131					
78474	3	11/3/2023	RC	RB for PI Levy - Richland	003-3131-0000-000000-000	26.20
78474	6	11/3/2023	RC	2 1/2 HMRB PI Levy-Richland	003-3131-0000-000000-000	3.32
						\$ 29.52
Receipt:	3132					
78470	4	11/20/2023	RC	Homestead MH PI Levy-Richland	003-3132-0000-000000-000	3.24
						\$ 3.24
Fund:	004					
Receipt:	1410					
78484	6	11/30/2023	RC	LFI Fund	004-1410-0000-000000-000	1,527.79
						\$ 1,527.79
Fund:	006					
Receipt:	1410					
78484	4	11/30/2023	RC	Richland Bank Interest	006-1410-0000-000000-000	749.12
						\$ 749.12
Receipt:	1511					
78407	21	11/3/2023	RC	HS/JH Breakfast	006-1511-0000-000000-100	144.75
78407	22	11/3/2023	RC	Eastern Breakfast	006-1511-0000-000000-300	22.50
78407	23	11/3/2023	RC	Central Breakfast	006-1511-0000-000000-400	86.75
78407	24	11/3/2023	RC	Western Breakfast	006-1511-0000-000000-500	92.75
78430	21	11/10/2023	RC	HS/JH Breakfast	006-1511-0000-000000-100	284.75
78430	22	11/10/2023	RC	Eastern Breakfast	006-1511-0000-000000-300	43.25
78430	23	11/10/2023	RC	Central Breakfast	006-1511-0000-000000-400	122.75
78430	24	11/10/2023	RC	Western Breakfast	006-1511-0000-000000-500	156.25

Reporting Period: December 2023 (FY 2024)

12/5/23 10:23 AM

Start Date: 11/01/2023

End Date: 11/30/2023

LEXINGTON LOCAL SCHOOLS Receipts Ledger Report

Receipt #	Line #	Date	Type	Description	Full Account Code	Amount
78442	21	11/21/2023	RC	HS/JH Breakfast	006-1511-0000-000000-100	\$ 248.25
78442	22	11/21/2023	RC	Eastern Breakfast	006-1511-0000-000000-300	61.75
78442	23	11/21/2023	RC	Central Breakfast	006-1511-0000-000000-400	115.25
78442	24	11/21/2023	RC	Western Breakfast	006-1511-0000-000000-500	167.75
78482	21	11/30/2023	RC	HS/JH Breakfast	006-1511-0000-000000-100	332.50
78482	22	11/30/2023	RC	Eastern Breakfast	006-1511-0000-000000-300	77.00
78482	23	11/30/2023	RC	Central Breakfast	006-1511-0000-000000-400	135.00
78482	24	11/30/2023	RC	Western Breakfast	006-1511-0000-000000-500	141.00
						\$ 2,232.25
Receipt:	1512					
78407	1	11/3/2023	RC	HS/JH Stu. Type A	006-1512-0000-000000-100	3,120.75
78407	5	11/3/2023	RC	HS/JH ROA Stu. Type A	006-1512-0000-000000-100	(3,968.70)
78407	6	11/3/2023	RC	Eastern Stu. Type A	006-1512-0000-000000-300	1,218.00
78407	10	11/3/2023	RC	Eastern ROA Stu. Type A	006-1512-0000-000000-300	(1,082.75)
78407	11	11/3/2023	RC	Central Stu. Type A	006-1512-0000-000000-400	855.00
78407	15	11/3/2023	RC	Central ROA Stu. Type A	006-1512-0000-000000-400	(746.50)
78407	16	11/3/2023	RC	Western Stu. Type A	006-1512-0000-000000-500	948.00
78407	20	11/3/2023	RC	Western ROA Stu. Type A	006-1512-0000-000000-500	(829.50)
78430	1	11/10/2023	RC	HS/JH Stu. Type A	006-1512-0000-000000-100	5,242.00
78430	5	11/10/2023	RC	HS/JH ROA Stu. Type A	006-1512-0000-000000-100	(6,852.85)
78430	6	11/10/2023	RC	Eastern Stu. Type A	006-1512-0000-000000-300	2,001.00
78430	10	11/10/2023	RC	Eastern ROA Stu. Type A	006-1512-0000-000000-300	(1,776.40)
78430	11	11/10/2023	RC	Central Stu. Type A	006-1512-0000-000000-400	1,551.00
78430	15	11/10/2023	RC	Central ROA Stu. Type A	006-1512-0000-000000-400	(1,215.95)
78430	16	11/10/2023	RC	Western Stu. Type A	006-1512-0000-000000-500	1,503.00
78430	20	11/10/2023	RC	Western ROA Stu. Type A	006-1512-0000-000000-500	(1,491.00)
78431	2	11/16/2023	RC	Food Service to School Fees - Hartline/Burkhart	006-1512-0000-000000-100	(4.60)
78442	1	11/21/2023	RC	HS/JH Stu. Type A	006-1512-0000-000000-100	5,053.00
78442	5	11/21/2023	RC	HS/JH ROA Stu. Type A	006-1512-0000-000000-100	(6,398.84)
78442	6	11/21/2023	RC	Eastern Stu. Type A	006-1512-0000-000000-300	1,908.00
78442	10	11/21/2023	RC	Eastern ROA Stu. Type A	006-1512-0000-000000-300	(1,589.59)
78442	11	11/21/2023	RC	Central Stu. Type A	006-1512-0000-000000-400	1,455.00
78442	15	11/21/2023	RC	Central ROA Stu. Type A	006-1512-0000-000000-400	(1,529.50)
78442	16	11/21/2023	RC	Western Stu. Type A	006-1512-0000-000000-500	1,416.00
78442	20	11/21/2023	RC	Western ROA Stu. Type A	006-1512-0000-000000-500	(1,312.75)
78477	6	11/30/2023	RC	HS Lunch - Pay For It	006-1512-0000-000000-100	25,082.00
78477	7	11/30/2023	RC	Jr High Lunch - Pay For It	006-1512-0000-000000-200	0.00
78477	8	11/30/2023	RC	Eastern Lunch - Pay For It	006-1512-0000-000000-300	6,958.83
78477	9	11/30/2023	RC	Central Lunch - Pay For It	006-1512-0000-000000-400	5,286.99
78477	10	11/30/2023	RC	Western Lunch - Pay For It	006-1512-0000-000000-500	5,099.75

Reporting Period: December 2023 (FY 2024)

12/5/23 10:23 AM

Start Date: 11/01/2023

End Date: 11/30/2023

LEXINGTON LOCAL SCHOOLS
Receipts Ledger Report

Receipt #	Line #	Date	Type	Description	Full Account Code	Amount
78482	1	11/30/2023	RC	HS/JH Stu. Type A	006-1512-0000-000000-100	\$ 6,110.10
78482	5	11/30/2023	RC	HS/JH ROA Stu. Type A	006-1512-0000-000000-100	(7,780.00)
78482	6	11/30/2023	RC	Eastern Stu. Type A	006-1512-0000-000000-300	2,439.00
78482	10	11/30/2023	RC	Eastern ROA Stu. Type A	006-1512-0000-000000-300	(2,141.02)
78482	11	11/30/2023	RC	Central Stu. Type A	006-1512-0000-000000-400	1,716.00
78482	15	11/30/2023	RC	Central ROA Stu. Type A	006-1512-0000-000000-400	(1,711.00)
78482	16	11/30/2023	RC	Western Stu. Type A	006-1512-0000-000000-500	1,857.00
78482	20	11/30/2023	RC	Western ROA Stu. Type A	006-1512-0000-000000-500	(1,227.00)
						\$ 39,162.47
Receipt:	1513					
78407	3	11/3/2023	RC	HS/JH Stu. ALa Carte	006-1513-0000-000000-100	1,718.35
78407	8	11/3/2023	RC	Eastern Stu. Ala Carte	006-1513-0000-000000-300	117.50
78407	13	11/3/2023	RC	Central Stu. Ala Carte	006-1513-0000-000000-400	18.00
78407	18	11/3/2023	RC	Western Stu. Ala Carte	006-1513-0000-000000-500	0.00
78430	3	11/10/2023	RC	HS/JH Stu. ALa Carte	006-1513-0000-000000-100	2,952.15
78430	8	11/10/2023	RC	Eastern Stu. Ala Carte	006-1513-0000-000000-300	288.15
78430	13	11/10/2023	RC	Central Stu. Ala Carte	006-1513-0000-000000-400	27.75
78430	18	11/10/2023	RC	Western Stu. Ala Carte	006-1513-0000-000000-500	0.00
78442	3	11/21/2023	RC	HS/JH Stu. ALa Carte	006-1513-0000-000000-100	2,752.75
78442	8	11/21/2023	RC	Eastern Stu. Ala Carte	006-1513-0000-000000-300	269.50
78442	13	11/21/2023	RC	Central Stu. Ala Carte	006-1513-0000-000000-400	47.50
78442	18	11/21/2023	RC	Western Stu. Ala Carte	006-1513-0000-000000-500	0.00
78482	3	11/30/2023	RC	HS/JH Stu. ALa Carte	006-1513-0000-000000-100	3,299.40
78482	8	11/30/2023	RC	Eastern Stu. Ala Carte	006-1513-0000-000000-300	332.40
78482	13	11/30/2023	RC	Central Stu. Ala Carte	006-1513-0000-000000-400	94.75
78482	18	11/30/2023	RC	Western Stu. Ala Carte	006-1513-0000-000000-500	0.00
						\$ 11,918.20
Receipt:	1514					
78407	2	11/3/2023	RC	HS/JH Stu. Milk	006-1514-0000-000000-100	26.50
78407	7	11/3/2023	RC	Eastern Stu. Milk	006-1514-0000-000000-300	2.00
78407	12	11/3/2023	RC	Central Stu. Milk	006-1514-0000-000000-400	16.00
78407	17	11/3/2023	RC	Western Stu. Milk	006-1514-0000-000000-500	4.50
78430	2	11/10/2023	RC	HS/JH Stu. Milk	006-1514-0000-000000-100	34.50
78430	7	11/10/2023	RC	Eastern Stu. Milk	006-1514-0000-000000-300	2.50
78430	12	11/10/2023	RC	Central Stu. Milk	006-1514-0000-000000-400	38.50
78430	17	11/10/2023	RC	Western Stu. Milk	006-1514-0000-000000-500	11.00
78442	2	11/21/2023	RC	HS/JH Stu. Milk	006-1514-0000-000000-100	32.50
78442	7	11/21/2023	RC	Eastern Stu. Milk	006-1514-0000-000000-300	3.00
78442	12	11/21/2023	RC	Central Stu. Milk	006-1514-0000-000000-400	57.50
78442	17	11/21/2023	RC	Western Stu. Milk	006-1514-0000-000000-500	8.00

Reporting Period: December 2023 (FY 2024)

12/5/23 10:23 AM

Start Date: 11/01/2023

End Date: 11/30/2023

LEXINGTON LOCAL SCHOOLS Receipts Ledger Report

Receipt #	Line #	Date	Type	Description	Full Account Code	Amount	
78482	2	11/30/2023	RC	HS/JH Stu. Milk	006-1514-0000-000000-100	\$ 42.00	
78482	7	11/30/2023	RC	Eastern Stu. Milk	006-1514-0000-000000-300	5.50	
78482	12	11/30/2023	RC	Central Stu. Milk	006-1514-0000-000000-400	73.50	
78482	17	11/30/2023	RC	Western Stu. Milk	006-1514-0000-000000-500	10.50	
						\$ 368.00	
Receipt:	1523						
78407	4	11/3/2023	RC	HS/JH Adult Ala Carte	006-1523-0000-000000-100	104.35	
78407	9	11/3/2023	RC	Eastern Adult Ala Carte	006-1523-0000-000000-300	24.00	
78407	14	11/3/2023	RC	Central Adult Ala Carte	006-1523-0000-000000-400	12.75	
78407	19	11/3/2023	RC	Western Adult Ala Carte	006-1523-0000-000000-500	10.25	
78430	4	11/10/2023	RC	HS/JH Adult Ala Carte	006-1523-0000-000000-100	200.65	
78430	9	11/10/2023	RC	Eastern Adult Ala Carte	006-1523-0000-000000-300	19.75	
78430	14	11/10/2023	RC	Central Adult Ala Carte	006-1523-0000-000000-400	13.50	
78430	19	11/10/2023	RC	Western Adult Ala Carte	006-1523-0000-000000-500	7.25	
78442	4	11/21/2023	RC	HS/JH Adult Ala Carte	006-1523-0000-000000-100	167.80	
78442	9	11/21/2023	RC	Eastern Adult Ala Carte	006-1523-0000-000000-300	22.75	
78442	14	11/21/2023	RC	Central Adult Ala Carte	006-1523-0000-000000-400	24.25	
78442	19	11/21/2023	RC	Western Adult Ala Carte	006-1523-0000-000000-500	17.00	
78482	4	11/30/2023	RC	HS/JH Adult Ala Carte	006-1523-0000-000000-100	277.60	
78482	9	11/30/2023	RC	Eastern Adult Ala Carte	006-1523-0000-000000-300	36.25	
78482	14	11/30/2023	RC	Central Adult Ala Carte	006-1523-0000-000000-400	34.25	
78482	19	11/30/2023	RC	Western Adult Ala Carte	006-1523-0000-000000-500	24.75	
						\$ 997.15	
Receipt:	4120						
78473	1	11/1/2023	RC	Federal Reimb Lunch High	006-4120-0000-000000-100	1,258.26	
78473	2	11/1/2023	RC	Federal Reimb Lunch Jr High	006-4120-0000-000000-200	0.00	
78473	3	11/1/2023	RC	Federal Reimb Lunch Central	006-4120-0000-000000-400	629.12	
78473	4	11/1/2023	RC	Federal Reimb Lunch East	006-4120-0000-000000-300	629.12	
78473	5	11/1/2023	RC	Federal Reimb Lunch Western	006-4120-0000-000000-500	629.12	
78397	1	11/6/2023	RC	Federal Reimb Lunch High	006-4120-0000-000000-100	(24,582.66)	
78397	2	11/6/2023	RC	Federal Reimb Lunch Jr High	006-4120-0000-000000-200	0.00	
78397	3	11/6/2023	RC	Federal Reimb Lunch Central	006-4120-0000-000000-400	(10,326.01)	
78397	4	11/6/2023	RC	Federal Reimb Lunch East	006-4120-0000-000000-300	(12,630.40)	
78397	5	11/6/2023	RC	Federal Reimb Lunch Western	006-4120-0000-000000-500	(6,533.34)	
78397	6	11/6/2023	RC	Fed Reimb Breakfast - High	006-4120-0000-000000-100	(1,611.86)	
78397	7	11/6/2023	RC	Federal Reimb Breakfast - Jr H	006-4120-0000-000000-200	0.00	
78397	8	11/6/2023	RC	Federal Reimb Break - Central	006-4120-0000-000000-400	(1,602.66)	
78397	9	11/6/2023	RC	Federal Reimb Break - East	006-4120-0000-000000-300	(1,844.58)	
78397	10	11/6/2023	RC	Federal Reimb Break - Western	006-4120-0000-000000-500	(912.89)	
78397	11	11/6/2023	RC	Federal Reimb Special Milk - Western	006-4120-0000-000000-500	(76.97)	

Reporting Period: December 2023 (FY 2024)

12/5/23 10:23 AM

Start Date: 11/01/2023

End Date: 11/30/2023

LEXINGTON LOCAL SCHOOLS
Receipts Ledger Report

Table with columns: Receipt #, Line #, Date, Type, Description, Full Account Code, Amount. Includes sub-totals for Fund: 007, 010, 018 and Receipt: 1410, 1820.

Reporting Period: December 2023 (FY 2024)

12/5/23 10:23 AM

Start Date: 11/01/2023

End Date: 11/30/2023

LEXINGTON LOCAL SCHOOLS Receipts Ledger Report

Receipt #	Line #	Date	Type	Description	Full Account Code	Amount
78449	2	11/21/2023	RC	Eastern Donation	018-1820-9300-000000-000	\$ 100.00
						\$ 100.00
Receipt:	1890					
78422	1	11/8/2023	RC	Central Lost Library books	018-1890-9401-000000-000	26.00
78456	1	11/20/2023	RC	Book fair	018-1890-9401-000000-000	1,706.50
78457	1	11/20/2023	RC	Book fair	018-1890-9401-000000-000	524.87
78458	1	11/20/2023	RC	Book fair	018-1890-9401-000000-000	211.53
78459	1	11/20/2023	RC	Book fair	018-1890-9401-000000-000	700.26
78461	3	11/20/2023	RC	Lost Library Books	018-1890-9401-000000-000	24.00
78455	1	11/21/2023	RC	Book fair	018-1890-9401-000000-000	691.74
						\$ 3,884.90
						\$ 7,330.42
Fund:	019					
Receipt:	1890					
78419	3	11/8/2023	RC	PTO Recycling - Central	019-1890-9121-000000-000	4.44
78429	3	11/15/2023	RC	PTO Recycling - Central	019-1890-9121-000000-000	1.61
78419	4	11/8/2023	RC	PTO Recycling - Eastern	019-1890-9122-000000-000	4.44
78429	4	11/15/2023	RC	PTO Recycling - Eastern	019-1890-9122-000000-000	1.61
78419	5	11/8/2023	RC	PTO Recycling - Western	019-1890-9123-000000-000	4.45
78429	5	11/15/2023	RC	PTO Recycling - Western	019-1890-9123-000000-000	1.60
						\$ 18.15
						\$ 18.15
Fund:	022					
Receipt:	1615					
78398	1	11/3/2023	RC	OHSAA Volleyball Sectional Game #1 Adm Gilmour vs. Norwalk 11/2/23	022-1615-9601-000000-000	498.00
78399	1	11/3/2023	RC	OHSAA Volleyball Regional Game #2 Adm Shawnee vs. Lake 11/2/23	022-1615-9601-000000-000	1,125.00
78410	1	11/6/2023	RC	OHSAA Volleyball Regional Finals Adm Gilmour vs. Lake 11/4/23	022-1615-9601-000000-000	675.00
						\$ 2,298.00
						\$ 2,298.00
Fund:	024					
Receipt:	1410					
78484	2	11/30/2023	RC	Richland Bank Int. 024	024-1410-0000-000000-000	598.73
						\$ 598.73
Receipt:	1872					
78432	1	11/17/2023	RC	Employees' Premiums October	024-1872-0000-000000-000	71,613.16
78433	1	11/17/2023	RC	Board's Premiums October	024-1872-0000-000000-000	394,610.54
						\$ 466,223.70
						\$ 466,822.43

Reporting Period: December 2023 (FY 2024)

12/5/23 10:23 AM

Start Date: 11/01/2023

End Date: 11/30/2023

LEXINGTON LOCAL SCHOOLS Receipts Ledger Report

Receipt #	Line #	Date	Type	Description	Full Account Code	Amount
Fund: 034						
Receipt: 3132						
78470	5	11/20/2023	RC	Homestead MH PI (.5 Mill)-Rich	034-3132-0000-000000-000	\$ 0.86
						\$ 0.86
Fund: 200						
Receipt: 1620						
78403	1	11/3/2023	RC	LEO club face painting	200-1620-9108-000000-000	311.91
78425	1	11/13/2023	RC	LEO Club Tattoos	200-1620-9108-000000-000	126.00
78436	1	11/17/2023	RC	Key Club Powderpuff Shirt Sales/Ticket Donations	200-1620-9115-000000-000	451.00
78476	1	11/28/2023	RC	Yearbook sales	200-1620-9119-000000-000	60.00
78405	1	11/3/2023	RC	JH Student Council Dance	200-1620-9204-000000-000	771.00
						\$ 1,719.91
Receipt: 1630						
78402	1	11/3/2023	RC	Key Club Dues/Fees	200-1630-9115-000000-000	90.00
						\$ 90.00
Receipt: 1690						
78426	1	11/13/2023	RC	Tshirt sales	200-1690-9108-000000-000	21.00
78412	1	11/6/2023	RC	Yearbook ad sales	200-1690-9119-000000-000	480.00
78406	1	11/3/2023	RC	JH Student Council - Boo Grams	200-1690-9204-000000-000	175.00
78427	1	11/13/2023	RC	Informed Teens Recycling	200-1690-9611-000000-000	11.67
						\$ 687.67
						\$ 2,497.58
Fund: 300						
Receipt: 1610						
78415	1	11/6/2023	RC	JH Swim vs. Colonel Crawford	300-1610-9600-000000-718	275.00
78439	1	11/15/2023	RC	JH Swim vs. Kenton/Mansfield	300-1610-9600-000000-718	128.00
78439	2	11/15/2023	RC	Winter Season Tickets	300-1610-9600-000000-000	3,425.00
78435	1	11/17/2023	RC	Winter Season Tickets Online Sales	300-1610-9600-000000-000	248.00
78440	2	11/17/2023	RC	Winter Season Tickets	300-1610-9600-000000-000	2,755.00
78441	1	11/20/2023	RC	Winter Season Tickets Online Sales	300-1610-9600-000000-000	86.00
78443	1	11/21/2023	RC	Winter Season Tickets	300-1610-9600-000000-000	2,040.00
78444	1	11/21/2023	RC	JH Swim Invitational adm	300-1610-9600-000000-718	700.00
78446	1	11/22/2023	RC	Winter Season Tickets Online Sales	300-1610-9600-000000-000	122.00
78447	1	11/28/2023	RC	Winter Season Tickets Online Sales	300-1610-9600-000000-000	77.00
78462	3	11/28/2023	RC	Winter Season Tickets	300-1610-9600-000000-000	2,985.00
78463	1	11/28/2023	RC	JH Girls BB adm vs. Madison	300-1610-9600-000000-716	379.00
78466	1	11/29/2023	RC	Winter Season Tickets Online Sales	300-1610-9600-000000-000	36.00
78466	2	11/29/2023	RC	JH Girls BB adm vs. Madison Online Sales	300-1610-9600-000000-000	13.00

Reporting Period: December 2023 (FY 2024)

12/5/23 10:23 AM

Start Date: 11/01/2023

End Date: 11/30/2023

LEXINGTON LOCAL SCHOOLS
Receipts Ledger Report

Receipt #	Line #	Date	Type	Description	Full Account Code	Amount
78471	1	11/30/2023	RC	Winter Season Tickets Online Sales	300-1610-9600-000000-000	\$ 86.00
78478	1	11/30/2023	RC	Winter Season Tickets	300-1610-9600-000000-000	970.00
78479	1	11/30/2023	RC	JH Boys BB adm vs. Mt. Vernon	300-1610-9600-000000-715	579.00
Receipt:	1620					\$ 14,904.00
78400	1	11/3/2023	RC	Program sales - Regional VB Day #1	300-1620-9600-000000-000	45.00
78411	1	11/6/2023	RC	Program sales - Regional VB Finals	300-1620-9600-000000-000	11.00
Receipt:	1690					\$ 56.00
78416	1	11/6/2023	RC	Exclusive Ad (Matthew Trittschuh Insurance)	300-1690-9600-000000-000	2,000.00
78440	1	11/17/2023	RC	Patrons	300-1690-9600-000000-000	20.00
78462	1	11/28/2023	RC	Program Ads	300-1690-9600-000000-000	200.00
78464	1	11/28/2023	RC	OHSAA Tourm Reimb - Fall Sectional/District/Regional	300-1690-9600-000000-000	1,062.00
						\$ 3,282.00
Fund:	451					\$ 18,242.00
Receipt:	3219					
78472	1	11/3/2023	RC	Network Connectivity Revenue	451-3219-9024-000000-000	4,500.00
						\$ 4,500.00
Fund:	507					\$ 4,500.00
Receipt:	4220					
78452	1	11/28/2023	RC	ARP ESSER Revenue	507-4220-9022-000000-000	57,062.44
						\$ 57,062.44
Fund:	516					\$ 57,062.44
Receipt:	4220					
78453	1	11/28/2023	RC	IDEA-B Revenue	516-4220-9024-000000-000	76,413.19
						\$ 76,413.19
Fund:	572					\$ 76,413.19
Receipt:	4220					
78451	1	11/28/2023	RC	Title I Revenue	572-4220-9024-000000-000	2,583.78
						\$ 2,583.78
Fund:	590					\$ 2,583.78
Receipt:	4220					
78450	1	11/28/2023	RC	Title II-A Revenue	590-4220-9024-000000-000	943.30
						\$ 943.30

Reporting Period: December 2023 (FY 2024)

12/5/23 10:23 AM

Start Date: 11/01/2023

End Date: 11/30/2023

LEXINGTON LOCAL SCHOOLS
Receipts Ledger Report

Receipt #	Line #	Date	Type	Description	Full Account Code	Amount
						\$ 943.30
Grand Total						\$ 1,609,991.88

Reporting Period: November 2023 (FY 2024)

12/5/23 10:24 AM

As Of Period: 11/30/2023

LEXINGTON LOCAL SCHOOLS
Revenue Account Summary

Fund-SCC	Description	FYTDReceivable	FYTD Received	MTD Received	YTD Received
SCC:	0000				
001-0000	GENERAL FUND	\$ 24,404,761.85	\$ 10,740,797.78	\$ 905,886.96	\$ 23,972,797.14
		\$ 24,404,761.85	\$ 10,740,797.78	\$ 905,886.96	\$ 23,972,797.14
SCC:	9412				
001-9412	GENERAL BUDGET RESERVE SET-ASIDE-1%/BWC	0.00	0.00	0.00	0.00
		\$ 0.00	\$ 0.00	\$ 0.00	\$ 0.00
SCC:	0000				
002-0000	BOND RETIREMENT FUND	3,477,883.26	1,386,101.79	16.44	3,406,111.76
003-0000	PERMANENT IMPROVEMENT FUND	756,070.09	309,450.62	32.76	741,972.87
004-0000	LFI BUILDING FUND	34,475.68	8,268.14	1,527.79	18,494.87
006-0000	FOOD SERVICE FUND	902,564.58	331,392.27	58,385.06	895,278.46
		\$ 5,170,993.61	\$ 2,035,212.82	\$ 59,962.05	\$ 5,061,857.96
SCC:	9100				
007-9100	LEXINGTON MINUTEMEN ACADEMIC SCHOLARSHIP FUND	17,443.76	7,004.82	3,084.02	16,419.45
		\$ 17,443.76	\$ 7,004.82	\$ 3,084.02	\$ 16,419.45
SCC:	9800				
007-9800	TERRY McCAMMON SCHOLARSHIP FUND	0.00	0.00	0.00	0.00
		\$ 0.00	\$ 0.00	\$ 0.00	\$ 0.00
SCC:	9801				
007-9801	MINUTEMAN ALUMNI SCHOLARSHIP FUND	0.00	0.00	0.00	0.00
		\$ 0.00	\$ 0.00	\$ 0.00	\$ 0.00
SCC:	9999				
007-9999	LEXINGTON SCHOOLS TRUST FUND	0.00	0.00	0.00	0.00
		\$ 0.00	\$ 0.00	\$ 0.00	\$ 0.00
SCC:	0000				
010-0000	CLASSROOM FACILITIES CONSTRUCTION FUND	61,643.69	10,815.75	1,958.95	37,419.09
		\$ 61,643.69	\$ 10,815.75	\$ 1,958.95	\$ 37,419.09
SCC:	9100				
018-9100	HIGH SCHOOL PRINCIPAL'S FUND	6,613.67	2,514.59	801.00	6,535.24
		\$ 6,613.67	\$ 2,514.59	\$ 801.00	\$ 6,535.24
SCC:	9101				
018-9101	HIGH SCHOOL FLOWER FUND	0.00	0.00	0.00	0.00
		\$ 0.00	\$ 0.00	\$ 0.00	\$ 0.00
SCC:	9200				
018-9200	JUNIOR HIGH PRINCIPAL'S FUND	81.58	2,773.81	683.00	3,059.81
		\$ 81.58	\$ 2,773.81	\$ 683.00	\$ 3,059.81
SCC:	9300				

Reporting Period: November 2023 (FY 2024)

12/5/23 10:24 AM

As Of Period: 11/30/2023

LEXINGTON LOCAL SCHOOLS
Revenue Account Summary

Fund-SCC	Description	FYTDReceivable	FYTD Received	MTD Received	YTD Received
018-9300	EASTERN PRINCIPAL'S FUND	\$ 8,496.87	\$ 1,128.00	\$ 100.00	\$ 4,817.95
		\$ 8,496.87	\$ 1,128.00	\$ 100.00	\$ 4,817.95
SCC:	9301				
018-9301	EASTERN ELEMENTARY BOOKFAIR/BOXTOPS FUND	4,721.10	1,837.52	1,837.52	6,558.62
		\$ 4,721.10	\$ 1,837.52	\$ 1,837.52	\$ 6,558.62
SCC:	9302				
018-9302	EASTERN ELEMENTARY MATH	0.00	0.00	0.00	0.00
		\$ 0.00	\$ 0.00	\$ 0.00	\$ 0.00
SCC:	9303				
018-9303	EASTERN RUN CLUB	1,060.00	1,030.00	0.00	1,030.00
		\$ 1,060.00	\$ 1,030.00	\$ 0.00	\$ 1,030.00
SCC:	9400				
018-9400	CENTRAL PRINCIPAL'S FUND	2,631.22	608.69	24.00	1,438.29
		\$ 2,631.22	\$ 608.69	\$ 24.00	\$ 1,438.29
SCC:	9401				
018-9401	CENTRAL ELEMENTARY BOOKFAIR FUND	5,763.24	3,884.90	3,884.90	6,535.67
		\$ 5,763.24	\$ 3,884.90	\$ 3,884.90	\$ 6,535.67
SCC:	9402				
018-9402	CENTRAL ELEMENTARY ART	0.00	0.00	0.00	0.00
		\$ 0.00	\$ 0.00	\$ 0.00	\$ 0.00
SCC:	9500				
018-9500	WESTERN PRINCIPAL'S FUND	4,619.70	1,413.78	0.00	3,116.69
		\$ 4,619.70	\$ 1,413.78	\$ 0.00	\$ 3,116.69
SCC:	9501				
018-9501	WESTERN ELEMENTARY BOOKFAIR/BOXTOPS FUND	4,296.06	26.50	0.00	4,297.56
		\$ 4,296.06	\$ 26.50	\$ 0.00	\$ 4,297.56
SCC:	9502				
018-9502	HIGH SCHOOL ACADEMIC BOOSTERS FUND	0.00	0.00	0.00	0.00
		\$ 0.00	\$ 0.00	\$ 0.00	\$ 0.00
SCC:	9503				
018-9503	WESTERN ELEMENTARY ART	0.00	0.00	0.00	0.00
		\$ 0.00	\$ 0.00	\$ 0.00	\$ 0.00
SCC:	9602				
018-9602	JUNIOR HIGH ACADEMIC BOOSTERS FUND	0.00	0.00	0.00	0.00
		\$ 0.00	\$ 0.00	\$ 0.00	\$ 0.00
SCC:	9901				
018-9901	JUNIOR HIGH TEACHER ADVISORY FUND	0.00	0.00	0.00	0.00
		\$ 0.00	\$ 0.00	\$ 0.00	\$ 0.00

Reporting Period: November 2023 (FY 2024)

12/5/23 10:24 AM

As Of Period: 11/30/2023

LEXINGTON LOCAL SCHOOLS
Revenue Account Summary

Fund-SCC	Description	FYTDReceivable	FYTD Received	MTD Received	YTD Received
SCC:	9001	\$ 0.00	\$ 0.00	\$ 0.00	\$ 0.00
019-9001	ACADEMIC BOOSTERS GRANTS	\$ 0.00	\$ 0.00	\$ 0.00	\$ 0.00
		\$ 0.00	\$ 0.00	\$ 0.00	\$ 0.00
SCC:	9121				
019-9121	CENTRAL ELEMENTARY PTO GRANTS	1,100.00	40.13	6.05	96.11
		\$ 1,100.00	\$ 40.13	\$ 6.05	\$ 96.11
SCC:	9122				
019-9122	EASTERN ELEMENTARY PTO GRANTS	1,100.00	43.03	6.05	99.01
		\$ 1,100.00	\$ 43.03	\$ 6.05	\$ 99.01
SCC:	9123				
019-9123	WESTERN ELEMENTARY PTO GRANTS	1,100.00	41.60	6.05	97.61
		\$ 1,100.00	\$ 41.60	\$ 6.05	\$ 97.61
SCC:	9200				
019-9200	RICHLAND COUNTY FOUNDATION GRANT PLAYGROUND	0.00	0.00	0.00	0.00
		\$ 0.00	\$ 0.00	\$ 0.00	\$ 0.00
SCC:	9201				
019-9201	RICHLAND COUNTY FOUNDATION GRANT CENTRAL PRID	0.00	0.00	0.00	0.00
		\$ 0.00	\$ 0.00	\$ 0.00	\$ 0.00
SCC:	9202				
019-9202	RICHLAND COUNTY FOUNDATION GRANT-HENSEL FY15	0.00	0.00	0.00	0.00
		\$ 0.00	\$ 0.00	\$ 0.00	\$ 0.00
SCC:	9204				
019-9204	RICHLAND COUNTY FOUNDATION GRANT-PELPHREY 15	0.00	0.00	0.00	0.00
		\$ 0.00	\$ 0.00	\$ 0.00	\$ 0.00
SCC:	9205				
019-9205	RICHLAND CO FOUNDATION GRANT-STAINED GLASS 16	0.00	0.00	0.00	0.00
		\$ 0.00	\$ 0.00	\$ 0.00	\$ 0.00
SCC:	9206				
019-9206	RICHLAND CO FOUNDATION GRANT-SEASONAL SCIE 16	0.00	0.00	0.00	0.00
		\$ 0.00	\$ 0.00	\$ 0.00	\$ 0.00
SCC:	9207				
019-9207	RICHLAND CO FOUNDATION-SCORE COMMON CORE 16	0.00	0.00	0.00	0.00
		\$ 0.00	\$ 0.00	\$ 0.00	\$ 0.00

Reporting Period: November 2023 (FY 2024)

12/5/23 10:24 AM

As Of Period: 11/30/2023

LEXINGTON LOCAL SCHOOLS
Revenue Account Summary

Fund-SCC	Description	FYTDReceivable	FYTD Received	MTD Received	YTD Received
SCC:	9208				
019-9208	RICHLAND CO FOUND-BUILD A COMM OF READERS	\$ 0.00	\$ 0.00	\$ 0.00	\$ 0.00
		\$ 0.00	\$ 0.00	\$ 0.00	\$ 0.00
SCC:	9209				
019-9209	RICH CO FOUND-LEARN TO READ FOR A LIFETIME	0.00	0.00	0.00	0.00
		\$ 0.00	\$ 0.00	\$ 0.00	\$ 0.00
SCC:	9210				
019-9210	RICH CO FOUND-MULTI-SENS APPROACH TO LEARNING	0.00	0.00	0.00	0.00
		\$ 0.00	\$ 0.00	\$ 0.00	\$ 0.00
SCC:	9211				
019-9211	RICH CO FOUND-BEE AWARENESS	0.00	0.00	0.00	0.00
		\$ 0.00	\$ 0.00	\$ 0.00	\$ 0.00
SCC:	9212				
019-9212	RICH CO FOUND-DONT LET THE PIGEON STOP TALK	0.00	0.00	0.00	0.00
		\$ 0.00	\$ 0.00	\$ 0.00	\$ 0.00
SCC:	9213				
019-9213	RICH CO FOUND-BRAIN GAMES 5.0	0.00	0.00	0.00	0.00
		\$ 0.00	\$ 0.00	\$ 0.00	\$ 0.00
SCC:	9214				
019-9214	RICH CO FOUND-TALKING SENSE TO OUR NUMBERS	0.00	0.00	0.00	0.00
		\$ 0.00	\$ 0.00	\$ 0.00	\$ 0.00
SCC:	9215				
019-9215	RICH CO FOUND-SEE THE CIVILIZATION	0.00	0.00	0.00	0.00
		\$ 0.00	\$ 0.00	\$ 0.00	\$ 0.00
SCC:	9216				
019-9216	RICH CO FOUND-SCIENCE OLYMPIAD	0.00	0.00	0.00	0.00
		\$ 0.00	\$ 0.00	\$ 0.00	\$ 0.00
SCC:	9217				
019-9217	RICH CO FOUND-KICK BACK WITH CLASSICS	0.00	0.00	0.00	0.00
		\$ 0.00	\$ 0.00	\$ 0.00	\$ 0.00
SCC:	9218				
019-9218	RICH CO FOUND-WRITE STUFF STEAM KIT	0.00	0.00	0.00	0.00
		\$ 0.00	\$ 0.00	\$ 0.00	\$ 0.00
SCC:	9219				
019-9219	RICH CO FOUND-CLASSROOM	0.00	0.00	0.00	0.00

Reporting Period: November 2023 (FY 2024)

12/5/23 10:24 AM

As Of Period: 11/30/2023

LEXINGTON LOCAL SCHOOLS
Revenue Account Summary

Fund-SCC	Description	FYTDReceivable	FYTD Received	MTD Received	YTD Received
	LIBRARY				
SCC:	9220	\$ 0.00	\$ 0.00	\$ 0.00	\$ 0.00
019-9220	RICH CO FOUND-LEGOS AND BUILDING BLOCKS	\$ 0.00	\$ 0.00	\$ 0.00	\$ 0.00
SCC:	9221	\$ 0.00	\$ 0.00	\$ 0.00	\$ 0.00
019-9221	RICH CO FOUND-SCIENCE DISCOVERY BINS	0.00	0.00	0.00	0.00
SCC:	9222	\$ 0.00	\$ 0.00	\$ 0.00	\$ 0.00
019-9222	RICH CO FOUND-ONE BIG HAPPY FAMILY	0.00	0.00	0.00	0.00
SCC:	9223	\$ 0.00	\$ 0.00	\$ 0.00	\$ 0.00
019-9223	RICH CO FOUND-MAKER MAVEN STEM	0.00	0.00	0.00	0.00
SCC:	9224	\$ 0.00	\$ 0.00	\$ 0.00	\$ 0.00
019-9224	RICH CO FOUND-STEM SNAP CIRCUITS	0.00	0.00	0.00	0.00
SCC:	9225	\$ 0.00	\$ 0.00	\$ 0.00	\$ 0.00
019-9225	RICH CO FOUND GRANT-STEM MATERIALS SNAP CIRCUITS	0.00	0.00	0.00	0.00
SCC:	9226	\$ 0.00	\$ 0.00	\$ 0.00	\$ 0.00
019-9226	RICH CO FOUND GRANT-SCIENCE ENRICH FIELD TRIP	0.00	0.00	0.00	0.00
SCC:	9227	\$ 0.00	\$ 0.00	\$ 0.00	\$ 0.00
019-9227	RICH CO FOUND GRANT-CAREER BOOKS AND ACTIVITIES	0.00	0.00	0.00	0.00
SCC:	9228	\$ 0.00	\$ 0.00	\$ 0.00	\$ 0.00
019-9228	RICH CO FOUND GRANT-SOCIAL STUDIES MAKERSPACE	0.00	0.00	0.00	0.00
SCC:	9229	\$ 0.00	\$ 0.00	\$ 0.00	\$ 0.00
019-9229	RICHLAND CO FOUND GRANT-SCIENCE LAB ACTIVITY REVITALIZATION	1,322.53	1,322.53	0.00	1,322.53
SCC:	9230	\$ 1,322.53	\$ 1,322.53	\$ 0.00	\$ 1,322.53

Reporting Period: November 2023 (FY 2024)

12/5/23 10:24 AM

As Of Period: 11/30/2023

LEXINGTON LOCAL SCHOOLS
Revenue Account Summary

Fund-SCC	Description	FYTDReceivable	FYTD Received	MTD Received	YTD Received
019-9230	RICHLAND CO FOUND GRANT-STEAMTASTIC LEARNING	\$ 1,491.87	\$ 1,491.87	\$ 0.00	\$ 1,491.87
SCC:	9231	\$ 1,491.87	\$ 1,491.87	\$ 0.00	\$ 1,491.87
019-9231	RICHLAND CO FOUND GRANT-SOCIAL STUDIES BOARD GAME STUDIO	1,413.47	1,413.47	0.00	1,413.47
SCC:	9232	\$ 1,413.47	\$ 1,413.47	\$ 0.00	\$ 1,413.47
019-9232	RICHLAND CO FOUND GRANT-MARVELOUS MATHEMATICAL THINKING	1,046.05	1,046.05	0.00	1,046.05
SCC:	9233	\$ 1,046.05	\$ 1,046.05	\$ 0.00	\$ 1,046.05
019-9233	RICHLAND CO FOUND GRANT-FOOTPRINT IMPRESSION LAB PROJECT	1,480.00	1,480.00	0.00	1,480.00
SCC:	9234	\$ 1,480.00	\$ 1,480.00	\$ 0.00	\$ 1,480.00
019-9234	RICHLAND CO FOUND GRANT-CIRCUIT CRAZE	1,184.63	1,184.63	0.00	1,184.63
SCC:	9235	\$ 1,184.63	\$ 1,184.63	\$ 0.00	\$ 1,184.63
019-9235	RICHLAND CO FOUND GRANT-NOVELS IN VERSE BOOK CLUB	1,075.65	1,075.65	0.00	1,075.65
SCC:	9236	\$ 1,075.65	\$ 1,075.65	\$ 0.00	\$ 1,075.65
019-9236	RICHLAND CO FOUND GRANT-CODING EXPRESS BY LEGO EDUCATION	250.00	250.00	0.00	250.00
SCC:	9301	\$ 250.00	\$ 250.00	\$ 0.00	\$ 250.00
019-9301	RICH CO FOUND/SECO ROBOTICS GRANT (HEIMANN)	0.00	0.00	0.00	0.00
SCC:	9302	\$ 0.00	\$ 0.00	\$ 0.00	\$ 0.00
019-9302	RICH CO RETIRED TEACHERS ASSOC	0.00	0.00	0.00	0.00
SCC:	9303	\$ 0.00	\$ 0.00	\$ 0.00	\$ 0.00
019-9303	OHIO POWER GRANT (BERRY)	0.00	0.00	0.00	0.00
SCC:	9304	\$ 0.00	\$ 0.00	\$ 0.00	\$ 0.00
019-9304	RICHLAND CO RETIRED TEACHERS - HS ENGLISH	0.00	0.00	0.00	0.00

Reporting Period: November 2023 (FY 2024)

12/5/23 10:24 AM

As Of Period: 11/30/2023

LEXINGTON LOCAL SCHOOLS
Revenue Account Summary

Fund-SCC	Description	FYTDReceivable	FYTD Received	MTD Received	YTD Received
		\$ 0.00	\$ 0.00	\$ 0.00	\$ 0.00
SCC:	9305				
019-9305	OTHER GRANT	\$ 500.00	\$ 0.00	\$ 0.00	\$ 500.00
		\$ 500.00	\$ 0.00	\$ 0.00	\$ 500.00
SCC:	9500				
019-9500	DOLLAR GENERAL LIT FOUND - YOUTH LIT FY16	0.00	0.00	0.00	0.00
		\$ 0.00	\$ 0.00	\$ 0.00	\$ 0.00
SCC:	9502				
019-9502	RICHLAND CO HMG SENSORY GRANT	0.00	0.00	0.00	0.00
		\$ 0.00	\$ 0.00	\$ 0.00	\$ 0.00
SCC:	9616				
019-9616	WALMART TEACHER OF THE YEAR- DANIELLE SAVAGE	0.00	0.00	0.00	0.00
		\$ 0.00	\$ 0.00	\$ 0.00	\$ 0.00
SCC:	9601				
022-9601	OHSAA TOURNAMENT AGENCY FUND	0.00	6,998.00	2,298.00	5,791.60
		\$ 0.00	\$ 6,998.00	\$ 2,298.00	\$ 5,791.60
SCC:	0000				
024-0000	EMPLOYEE BENEFITS FUND FOR MEDICAL/DENTAL	5,490,241.05	2,347,975.06	466,822.43	5,202,862.14
034-0000	OFCC PROJECT MAINTENANCE FUND	189,025.69	75,320.11	0.86	184,919.34
		\$ 5,679,266.74	\$ 2,423,295.17	\$ 466,823.29	\$ 5,387,781.48
SCC:	9101				
200-9101	HIGH SCHOOL ART CLUB	0.00	0.00	0.00	0.00
		\$ 0.00	\$ 0.00	\$ 0.00	\$ 0.00
SCC:	9102				
200-9102	HIGH SCHOOL DRAMA CLUB	12,088.93	0.00	0.00	12,088.93
		\$ 12,088.93	\$ 0.00	\$ 0.00	\$ 12,088.93
SCC:	9103				
200-9103	HIGH SCHOOL MATH CLUB	0.00	0.00	0.00	0.00
		\$ 0.00	\$ 0.00	\$ 0.00	\$ 0.00
SCC:	9104				
200-9104	HIGH SCHOOL LEADERSHIP COUNCIL	0.00	0.00	0.00	0.00
		\$ 0.00	\$ 0.00	\$ 0.00	\$ 0.00
SCC:	9105				
200-9105	HIGH SCHOOL FRENCH CLUB	105.00	0.00	0.00	0.00
		\$ 105.00	\$ 0.00	\$ 0.00	\$ 0.00
SCC:	9107				

Reporting Period: November 2023 (FY 2024)

12/5/23 10:24 AM

As Of Period: 11/30/2023

LEXINGTON LOCAL SCHOOLS
Revenue Account Summary

Fund-SCC	Description	FYTDReceivable	FYTD Received	MTD Received	YTD Received
200-9107	HIGH SCHOOL SPANISH CLUB	\$ 0.00	\$ 0.00	\$ 0.00	\$ 0.00
		\$ 0.00	\$ 0.00	\$ 0.00	\$ 0.00
SCC:	9108				
200-9108	HIGH SCHOOL LEO CLUB	417.45	616.68	458.91	616.68
		\$ 417.45	\$ 616.68	\$ 458.91	\$ 616.68
SCC:	9114				
200-9114	HIGH SCHOOL STUDENT COUNCIL FUND	6,186.00	550.00	0.00	3,575.00
		\$ 6,186.00	\$ 550.00	\$ 0.00	\$ 3,575.00
SCC:	9115				
200-9115	HIGH SCHOOL KEY CLUB	891.00	1,745.00	541.00	1,826.00
		\$ 891.00	\$ 1,745.00	\$ 541.00	\$ 1,826.00
SCC:	9116				
200-9116	HIGH SCHOOL CHESS CLUB	0.00	0.00	0.00	0.00
		\$ 0.00	\$ 0.00	\$ 0.00	\$ 0.00
SCC:	9119				
200-9119	HIGH SCHOOL YEARBOOK FUND	8,718.00	8,561.00	540.00	10,851.00
		\$ 8,718.00	\$ 8,561.00	\$ 540.00	\$ 10,851.00
SCC:	9120				
200-9120	HIGH SCHOOL JOURNALISM FUND	0.00	0.00	0.00	0.00
		\$ 0.00	\$ 0.00	\$ 0.00	\$ 0.00
SCC:	9121				
200-9121	HIGH SCHOOL NATIONAL HONOR SOCIETY	5,770.00	0.00	0.00	170.00
		\$ 5,770.00	\$ 0.00	\$ 0.00	\$ 170.00
SCC:	9160				
200-9160	HIGH SCHOOL GERMAN CLUB	0.00	0.00	0.00	0.00
		\$ 0.00	\$ 0.00	\$ 0.00	\$ 0.00
SCC:	9201				
200-9201	JUNIOR HIGH ART CLUB	777.18	0.00	0.00	777.18
		\$ 777.18	\$ 0.00	\$ 0.00	\$ 777.18
SCC:	9204				
200-9204	JUNIOR HIGH STUDENT COUNCIL FUND	1,266.00	946.00	946.00	1,234.00
		\$ 1,266.00	\$ 946.00	\$ 946.00	\$ 1,234.00
SCC:	9205				
200-9205	JUNIOR HIGH LIBRARY CLUB	0.00	0.00	0.00	0.00
		\$ 0.00	\$ 0.00	\$ 0.00	\$ 0.00
SCC:	9301				
200-9301	EASTERN ELEMENTARY STUDENT ACTIVITY FUND	3,476.77	0.00	0.00	531.90
		\$ 3,476.77	\$ 0.00	\$ 0.00	\$ 531.90

Reporting Period: November 2023 (FY 2024)

12/5/23 10:24 AM

As Of Period: 11/30/2023

LEXINGTON LOCAL SCHOOLS
Revenue Account Summary

Fund-SCC	Description	FYTDReceivable	FYTD Received	MTD Received	YTD Received
SCC:	9302				
200-9302	EASTERN ELEMENTARY ROBOTICS FUND	\$ 0.00	\$ 0.00	\$ 0.00	\$ 0.00
		\$ 0.00	\$ 0.00	\$ 0.00	\$ 0.00
SCC:	9401				
200-9401	CENTRAL ELEMENTARY STUDENT ACTIVITY FUND	0.00	0.00	0.00	0.00
		\$ 0.00	\$ 0.00	\$ 0.00	\$ 0.00
SCC:	9611				
200-9611	HIGH SCHOOL INFORMED TEENS FUND	0.00	24.27	11.67	24.27
		\$ 0.00	\$ 24.27	\$ 11.67	\$ 24.27
SCC:	9612				
200-9612	JUNIOR HIGH INFORMED TEENS FUND	1,154.22	0.00	0.00	1,148.64
		\$ 1,154.22	\$ 0.00	\$ 0.00	\$ 1,148.64
SCC:	9106				
300-9106	HIGH SCHOOL INTRAMURALS	0.00	0.00	0.00	0.00
		\$ 0.00	\$ 0.00	\$ 0.00	\$ 0.00
SCC:	9115				
300-9115	JAZZ BAND	0.00	0.00	0.00	0.00
		\$ 0.00	\$ 0.00	\$ 0.00	\$ 0.00
SCC:	9116				
300-9116	CHOIR	0.00	0.00	0.00	0.00
		\$ 0.00	\$ 0.00	\$ 0.00	\$ 0.00
SCC:	9206				
300-9206	JUNIOR HIGH PHYS ED DEPARTMENT FUND	786.00	0.00	0.00	540.00
		\$ 786.00	\$ 0.00	\$ 0.00	\$ 540.00
SCC:	9210				
300-9210	JR HIGH INSTRUMENTAL	0.00	0.00	0.00	0.00
		\$ 0.00	\$ 0.00	\$ 0.00	\$ 0.00
SCC:	9600				
300-9600	ATHLETIC FUND	256,500.00	145,755.04	18,242.00	207,423.21
		\$ 256,500.00	\$ 145,755.04	\$ 18,242.00	\$ 207,423.21
SCC:	9601				
300-9601	ATHLETIC CAPITAL FUND	37,000.00	21,000.00	0.00	46,000.00
		\$ 37,000.00	\$ 21,000.00	\$ 0.00	\$ 46,000.00
SCC:	9602				
300-9602	ORCHESTRA	0.00	0.00	0.00	0.00
		\$ 0.00	\$ 0.00	\$ 0.00	\$ 0.00
SCC:	9603				

Reporting Period: November 2023 (FY 2024)
 As Of Period: 11/30/2023

12/5/23 10:24 AM

LEXINGTON LOCAL SCHOOLS
Revenue Account Summary

Fund-SCC	Description	FYTDReceivable	FYTD Received	MTD Received	YTD Received
300-9603	ELEMENTARY MUSIC	\$ 0.00	\$ 0.00	\$ 0.00	\$ 0.00
SCC:	9605	\$ 0.00	\$ 0.00	\$ 0.00	\$ 0.00
300-9605	BAND	0.00	0.00	0.00	0.00
SCC:	9020	\$ 0.00	\$ 0.00	\$ 0.00	\$ 0.00
451-9020	Network Connectivity FY 2020	0.00	0.00	0.00	0.00
SCC:	9021	\$ 0.00	\$ 0.00	\$ 0.00	\$ 0.00
451-9021	Network Connectivity FY 2021	0.00	0.00	0.00	0.00
SCC:	9022	\$ 0.00	\$ 0.00	\$ 0.00	\$ 0.00
451-9022	Network Connectivity FY2022	0.00	0.00	0.00	0.00
SCC:	9023	\$ 0.00	\$ 0.00	\$ 0.00	\$ 0.00
451-9023	DATA COMMUNICATION FUND	9,000.00	230.50	0.00	4,730.50
SCC:	9024	\$ 9,000.00	\$ 230.50	\$ 0.00	\$ 4,730.50
451-9024	DATA COMMUNICATION FUND	0.00	4,500.00	4,500.00	4,500.00
SCC:	9922	\$ 0.00	\$ 4,500.00	\$ 4,500.00	\$ 4,500.00
451-9922	Emergency Connectivity FY2022	0.00	0.00	0.00	0.00
SCC:	0000	\$ 0.00	\$ 0.00	\$ 0.00	\$ 0.00
467-0000	STUDENT WELLNESS AND SUCCESS FUND	0.00	0.00	0.00	0.00
SCC:	9020	\$ 0.00	\$ 0.00	\$ 0.00	\$ 0.00
499-9020	SCHOOL SAFETY GRANT FY20	0.00	0.00	0.00	0.00
SCC:	9021	\$ 0.00	\$ 0.00	\$ 0.00	\$ 0.00
499-9021	SCHOOL SAFETY GRANT FY21	0.00	0.00	0.00	0.00
SCC:	9022	\$ 0.00	\$ 0.00	\$ 0.00	\$ 0.00
499-9022	SCHOOL SAFETY GRANT FY22	0.00	0.00	0.00	0.00
SCC:	9023	\$ 0.00	\$ 0.00	\$ 0.00	\$ 0.00
499-9023	MISCELLANEOUS STATE GRANT FUND	0.00	0.00	0.00	12,497.09
SCC:	9101	\$ 0.00	\$ 0.00	\$ 0.00	\$ 12,497.09

Reporting Period: November 2023 (FY 2024)

12/5/23 10:24 AM

As Of Period: 11/30/2023

LEXINGTON LOCAL SCHOOLS
Revenue Account Summary

Fund-SCC	Description	FYTDReceivable	FYTD Received	MTD Received	YTD Received
499-9101	STATE GRANT 2001 READING IMPROV.INCENT-CENTRA	\$ 0.00	\$ 0.00	\$ 0.00	\$ 0.00
SCC:	9121	\$ 0.00	\$ 0.00	\$ 0.00	\$ 0.00
499-9121	SCHOOL BUS PURCHASE PROGRAM	0.00	0.00	0.00	135,000.00
SCC:	9122	\$ 0.00	\$ 0.00	\$ 0.00	\$ 135,000.00
499-9122	SCHOOL BUS PURCHASE PROGRAM	0.00	0.00	0.00	0.00
SCC:	9123	\$ 0.00	\$ 0.00	\$ 0.00	\$ 0.00
499-9123	MISCELLANEOUS STATE GRANT FUND	0.00	0.00	0.00	0.00
SCC:	9922	\$ 0.00	\$ 0.00	\$ 0.00	\$ 0.00
499-9922	MISCELLANEOUS STATE GRANT FUND	0.00	0.00	0.00	0.00
SCC:	9913	\$ 0.00	\$ 0.00	\$ 0.00	\$ 0.00
506-9913	OHIO RESIDENT EDUCATOR PROGRAM	0.00	0.00	0.00	0.00
SCC:	9914	\$ 0.00	\$ 0.00	\$ 0.00	\$ 0.00
506-9914	OHIO RESIDENT EDUCATOR PROGRAM	0.00	0.00	0.00	0.00
SCC:	0000	\$ 0.00	\$ 0.00	\$ 0.00	\$ 0.00
507-0000	ELEMENTARY AND SECONDARY SCHOOL EMERGENCY RELIEF FUND	0.00	0.00	0.00	0.00
SCC:	9021	\$ 0.00	\$ 0.00	\$ 0.00	\$ 0.00
507-9021	ESSER FUNDING FY21	0.00	0.00	0.00	0.00
SCC:	9022	\$ 0.00	\$ 0.00	\$ 0.00	\$ 0.00
507-9022	ESSER ARP FUNDING	626,273.39	525,832.06	57,062.44	824,990.35
SCC:	9023	\$ 626,273.39	\$ 525,832.06	\$ 57,062.44	\$ 824,990.35
507-9023	ELEMENTARY AND SECONDARY SCHOOL EMERGENCY RELIEF FUND	0.00	0.00	0.00	0.00
SCC:	9921	\$ 0.00	\$ 0.00	\$ 0.00	\$ 0.00
507-9921	ESSER II FUNDING	0.00	0.00	0.00	13,921.15

Reporting Period: November 2023 (FY 2024)

12/5/23 10:24 AM

As Of Period: 11/30/2023

LEXINGTON LOCAL SCHOOLS
Revenue Account Summary

Fund-SCC	Description	FYTDReceivable	FYTD Received	MTD Received	YTD Received
SCC:	9021	\$ 0.00	\$ 0.00	\$ 0.00	\$ 13,921.15
510-9021	CRF FUNDING FY21	\$ 0.00	\$ 0.00	\$ 0.00	\$ 0.00
		\$ 0.00	\$ 0.00	\$ 0.00	\$ 0.00
SCC:	9020				
516-9020	IDEA-B SPECIAL EDUCATION FY20	0.00	0.00	0.00	0.00
		\$ 0.00	\$ 0.00	\$ 0.00	\$ 0.00
SCC:	9021				
516-9021	IDEA-B SPECIAL EDUCATION FY21	0.00	0.00	0.00	0.00
		\$ 0.00	\$ 0.00	\$ 0.00	\$ 0.00
SCC:	9022				
516-9022	IDEA-B SPECIAL EDUCATION FY22	0.00	0.00	0.00	0.00
		\$ 0.00	\$ 0.00	\$ 0.00	\$ 0.00
SCC:	9023				
516-9023	IDEA PART B GRANTS	0.00	0.00	0.00	306,111.63
		\$ 0.00	\$ 0.00	\$ 0.00	\$ 306,111.63
SCC:	9024				
516-9024	IDEA PART B GRANTS	548,857.90	225,103.26	76,413.19	225,103.26
		\$ 548,857.90	\$ 225,103.26	\$ 76,413.19	\$ 225,103.26
SCC:	9922				
516-9922	IDEA PART B GRANTS	0.00	0.00	0.00	0.00
		\$ 0.00	\$ 0.00	\$ 0.00	\$ 0.00
SCC:	9020				
572-9020	TITLE I FY20	0.00	0.00	0.00	0.00
		\$ 0.00	\$ 0.00	\$ 0.00	\$ 0.00
SCC:	9021				
572-9021	TITLE I FY21	0.00	0.00	0.00	0.00
		\$ 0.00	\$ 0.00	\$ 0.00	\$ 0.00
SCC:	9022				
572-9022	TITLE I FY22	0.00	0.00	0.00	0.00
		\$ 0.00	\$ 0.00	\$ 0.00	\$ 0.00
SCC:	9023				
572-9023	TITLE I DISADVANTAGED CHILDREN	3,243.26	3,243.26	0.00	133,384.85
		\$ 3,243.26	\$ 3,243.26	\$ 0.00	\$ 133,384.85
SCC:	9024				
572-9024	TITLE I DISADVANTAGED CHILDREN	270,230.63	56,611.56	2,583.78	56,611.56
		\$ 270,230.63	\$ 56,611.56	\$ 2,583.78	\$ 56,611.56
SCC:	9921				
572-9921	EOEC	0.00	0.00	0.00	0.00

Reporting Period: November 2023 (FY 2024)

12/5/23 10:24 AM

As Of Period: 11/30/2023

LEXINGTON LOCAL SCHOOLS
Revenue Account Summary

Fund-SCC	Description	FYTDReceivable	FYTD Received	MTD Received	YTD Received
SCC:	9922	\$ 0.00	\$ 0.00	\$ 0.00	\$ 0.00
572-9922	TITLE I DISADVANTAGED CHILDREN	\$ 0.00	\$ 0.00	\$ 0.00	\$ 0.00
		\$ 0.00	\$ 0.00	\$ 0.00	\$ 0.00
SCC:	9923				
572-9923	TITLE I DISADVANTAGED CHILDREN	0.00	0.00	0.00	1,783.65
		\$ 0.00	\$ 0.00	\$ 0.00	\$ 1,783.65
SCC:	9022				
584-9022	TITLE IV FY22	0.00	0.00	0.00	0.00
		\$ 0.00	\$ 0.00	\$ 0.00	\$ 0.00
SCC:	9023				
584-9023	TITLE IV, PART A, STUDENT SUPPORT AND ACADEMIC ENRICHMENT PROGRAMS	0.00	0.00	0.00	5,720.52
		\$ 0.00	\$ 0.00	\$ 0.00	\$ 5,720.52
SCC:	9024				
584-9024	TITLE IV, PART A, STUDENT SUPPORT AND ACADEMIC ENRICHMENT PROGRAMS	20,671.03	0.00	0.00	0.00
		\$ 20,671.03	\$ 0.00	\$ 0.00	\$ 0.00
SCC:	9924				
584-9924	TITLE IV, PART A, STUDENT SUPPORT AND ACADEMIC ENRICHMENT PROGRAMS	67,818.24	0.00	0.00	0.00
		\$ 67,818.24	\$ 0.00	\$ 0.00	\$ 0.00
SCC:	9020				
587-9020	EARLY CHILDHOOD SPECIAL EDUCATION IDEA FY20	0.00	0.00	0.00	0.00
		\$ 0.00	\$ 0.00	\$ 0.00	\$ 0.00
SCC:	9021				
587-9021	EARLY CHILDHOOD SPECIAL EDUCATION IDEA FY21	0.00	0.00	0.00	0.00
		\$ 0.00	\$ 0.00	\$ 0.00	\$ 0.00
SCC:	9022				
587-9022	EARLY CHILDHOOD SPECIAL EDUCATION IDEA FY22	0.00	0.00	0.00	0.00
		\$ 0.00	\$ 0.00	\$ 0.00	\$ 0.00
SCC:	9023				
587-9023	IDEA PRESCHOOL-HANDICAPPED	0.00	0.00	0.00	3,775.49
		\$ 0.00	\$ 0.00	\$ 0.00	\$ 3,775.49
SCC:	9024				
587-9024	IDEA PRESCHOOL-HANDICAPPED	24,547.56	229.94	0.00	229.94

LEXINGTON LOCAL SCHOOLS
Revenue Account Summary

Fund-SCC	Description	FYTDReceivable	FYTD Received	MTD Received	YTD Received
		\$ 24,547.56	\$ 229.94	\$ 0.00	\$ 229.94
SCC:	9922				
587-9922	IDEA PRESCHOOL-HANDICAPPED	\$ 0.00	\$ 0.00	\$ 0.00	\$ 0.00
		\$ 0.00	\$ 0.00	\$ 0.00	\$ 0.00
SCC:	9923				
587-9923	IDEA PRESCHOOL-HANDICAPPED	0.00	0.00	0.00	6,034.35
		\$ 0.00	\$ 0.00	\$ 0.00	\$ 6,034.35
SCC:	9020				
590-9020	TITLE II-A IMPROVING TEACHER QUALITY FY20	0.00	0.00	0.00	0.00
		\$ 0.00	\$ 0.00	\$ 0.00	\$ 0.00
SCC:	9021				
590-9021	TITLE II-A IMPROVING TEACHER QUALITY FY21	0.00	0.00	0.00	0.00
		\$ 0.00	\$ 0.00	\$ 0.00	\$ 0.00
SCC:	9022				
590-9022	TITLE II-A IMPROVING TEACHER QUALITY FY22	0.00	0.00	0.00	0.00
		\$ 0.00	\$ 0.00	\$ 0.00	\$ 0.00
SCC:	9023				
590-9023	IMPROVING TEACHER QUALITY	0.00	0.00	0.00	22,689.12
		\$ 0.00	\$ 0.00	\$ 0.00	\$ 22,689.12
SCC:	9024				
590-9024	IMPROVING TEACHER QUALITY	59,516.83	19,504.22	943.30	19,504.22
		\$ 59,516.83	\$ 19,504.22	\$ 943.30	\$ 19,504.22
SCC:	9020				
599-9020	TITLE IV FY20	0.00	0.00	0.00	0.00
		\$ 0.00	\$ 0.00	\$ 0.00	\$ 0.00
SCC:	9021				
599-9021	TITLE IV FY21	0.00	0.00	0.00	0.00
		\$ 0.00	\$ 0.00	\$ 0.00	\$ 0.00
SCC:	9023				
599-9023	MISCELLANEOUS FED. GRANT FUND	0.00	0.00	0.00	0.00
		\$ 0.00	\$ 0.00	\$ 0.00	\$ 0.00
SCC:	9921				
599-9921	RICHLAND COUNTY MOBILE HOT SPOT GRANT	0.00	0.00	0.00	0.00
		\$ 0.00	\$ 0.00	\$ 0.00	\$ 0.00
SCC:	9922				
599-9922	MISCELLANEOUS FED. GRANT FUND	0.00	0.00	0.00	0.00
		\$ 0.00	\$ 0.00	\$ 0.00	\$ 0.00

Reporting Period: November 2023 (FY 2024)

12/5/23 10:24 AM

As Of Period: 11/30/2023

LEXINGTON LOCAL SCHOOLS
Revenue Account Summary

Fund-SCC	Description	FYTDReceivable	FYTD Received	MTD Received	YTD Received
SCC: 599-9923	9923 MISCELLANEOUS FED. GRANT FUND	\$ 0.00	\$ 0.00	\$ 0.00	\$ 129,750.00
		\$ 0.00	\$ 0.00	\$ 0.00	\$ 129,750.00
Grand Total		\$ 37,350,752.68	\$ 16,263,183.88	\$ 1,609,604.13	\$ 36,722,657.97

Reporting Period: November 2023 (FY 2024)

12/5/23 10:26 AM

As Of Period: 11/30/2023

LEXINGTON LOCAL SCHOOLS Appropriation Summary Report

Fund-SCC	Description	FYTD Appropriated	Prior Year Encumbrance	FYTD Expendable	FYTD Expended	MTD Expended	Encumbrance	Future Encumbrance	FYTD Unencumbered	Percent Expended/Encumbered
001-0000	GENERAL FUND	\$ 26,590,833.94	\$ 739,150.34	\$ 27,329,984.28	\$ 11,465,293.60	\$ 2,223,711.22	\$ 2,000,142.01	\$ 0.00	\$ 13,864,548.67	49.27 %
001-9412	GENERAL BUDGET RESERVE SET-ASIDE-1%/BWC	0.00	0.00	0.00	0.00	0.00	0.00	0.00	0.00	0.00
002-0000	BOND RETIREMENT FUND	3,131,594.96	0.00	3,131,594.96	2,155,341.66	0.00	889,778.13	0.00	86,475.17	97.24
003-0000	PERMANENT IMPROVEMENT FUND	751,829.99	28,584.00	780,413.99	657,093.05	263,430.24	157,615.36	0.00	(34,294.42)	104.39
004-0000	LFI BUILDING FUND	68,142.75	353,257.39	421,400.14	56,940.36	29,535.36	327,332.97	0.00	37,126.81	91.19
006-0000	FOOD SERVICE FUND	910,073.80	1,046.03	911,119.83	393,608.22	89,342.39	120,490.38	0.00	397,021.23	56.42
007-9100	LEXINGTON MINUTEMEN ACADEMIC SCHOLARSHIP FUND	15,000.00	4,050.00	19,050.00	0.00	0.00	3,000.00	0.00	16,050.00	15.75
007-9800	TERRY McCAMMON SCHOLARSHIP FUND	0.00	0.00	0.00	0.00	0.00	0.00	0.00	0.00	0.00
007-9801	MINUTEMAN ALUMNI SCHOLARSHIP FUND	0.00	0.00	0.00	0.00	0.00	0.00	0.00	0.00	0.00
007-9999	LEXINGTON SCHOOLS TRUST FUND	0.00	0.00	0.00	0.00	0.00	0.00	0.00	0.00	0.00
010-0000	CLASSROOM FACILITIES CONSTRUCTION FUND	92,114.92	581,641.28	673,756.20	189,218.00	17,402.00	363,685.83	0.00	120,852.37	82.06
018-9100	HIGH SCHOOL PRINCIPAL'S FUND	6,200.00	49.48	6,249.48	1,285.87	107.00	3,214.13	0.00	1,749.48	72.01
018-9101	HIGH SCHOOL FLOWER FUND	0.00	0.00	0.00	0.00	0.00	0.00	0.00	0.00	0.00
018-9200	JUNIOR HIGH PRINCIPAL'S FUND	1,500.00	130.50	1,630.50	285.00	240.00	135.00	0.00	1,210.50	25.76
018-9300	EASTERN PRINCIPAL'S FUND	7,000.00	534.40	7,534.40	1,281.09	698.17	524.81	0.00	5,728.50	23.97
018-9301	EASTERN ELEMENTARY BOOKFAIR/BOXTOPS FUND	4,000.00	1,000.00	5,000.00	987.01	0.00	4,012.99	0.00	0.00	100.00
018-9302	EASTERN ELEMENTARY MATH	0.00	0.00	0.00	0.00	0.00	0.00	0.00	0.00	0.00
018-9303	EASTERN RUN	1,000.00	204.86	1,204.86	1,104.85	0.00	189.15	0.00	(89.14)	107.40

Reporting Period: November 2023 (FY 2024)

12/5/23 10:26 AM

As Of Period: 11/30/2023

LEXINGTON LOCAL SCHOOLS Appropriation Summary Report

Fund-SCC	Description	FYTD Appropriated	Prior Year Encumbrance	FYTD Expendable	FYTD Expended	MTD Expended	Encumbrance	Future Encumbrance	FYTD Unencumbered	Percent Expended/Encumbered
018-9400	CLUB CENTRAL PRINCIPAL'S FUND	\$ 3,600.00	\$ 1,042.21	\$ 4,642.21	\$ 173.60	\$ 68.65	\$ 2,265.30	\$ 0.00	\$ 2,203.31	52.54 %
018-9401	CENTRAL ELEMENTARY BOOKFAIR FUND	5,000.00	0.00	5,000.00	0.00	0.00	0.00	0.00	5,000.00	0.00
018-9402	CENTRAL ELEMENTARY ART	250.00	0.00	250.00	0.00	0.00	0.00	0.00	250.00	0.00
018-9500	WESTERN PRINCIPAL'S FUND	3,600.00	448.50	4,048.50	923.20	271.50	1,743.05	0.00	1,382.25	65.86
018-9501	WESTERN ELEMENTARY BOOKFAIR/BOXTOP S FUND	4,700.00	0.00	4,700.00	0.00	0.00	0.00	0.00	4,700.00	0.00
018-9502	HIGH SCHOOL ACADEMIC BOOSTERS FUND	0.00	0.00	0.00	0.00	0.00	0.00	0.00	0.00	0.00
018-9503	WESTERN ELEMENTARY ART	812.30	0.00	812.30	0.00	0.00	0.00	0.00	812.30	0.00
018-9602	JUNIOR HIGH ACADEMIC BOOSTERS FUND	0.00	0.00	0.00	0.00	0.00	0.00	0.00	0.00	0.00
018-9901	JUNIOR HIGH TEACHER ADVISORY FUND	95.30	0.00	95.30	0.00	0.00	0.00	0.00	95.30	0.00
019-9001	ACADEMIC BOOSTERS GRANTS	0.00	0.00	0.00	0.00	0.00	0.00	0.00	0.00	0.00
019-9121	CENTRAL ELEMENTARY PTO GRANTS	1,500.00	0.00	1,500.00	0.00	0.00	0.00	0.00	1,500.00	0.00
019-9122	EASTERN ELEMENTARY PTO GRANTS	1,500.00	0.00	1,500.00	0.00	0.00	0.00	0.00	1,500.00	0.00
019-9123	WESTERN ELEMENTARY PTO GRANTS	1,500.00	0.00	1,500.00	0.00	0.00	0.00	0.00	1,500.00	0.00
019-9200	RICHLAND COUNTY FOUNDATION GRANT PLAYGROUND	200.00	0.00	200.00	0.00	0.00	200.00	0.00	0.00	100.00
019-9201	RICHLAND COUNTY FOUNDATION GRANT CENTRAL PRID	0.00	0.00	0.00	0.00	0.00	0.00	0.00	0.00	0.00
019-9202	RICHLAND COUNTY FOUNDATION GRANT-HENSEL FY15	0.00	0.00	0.00	0.00	0.00	0.00	0.00	0.00	0.00

Reporting Period: November 2023 (FY 2024)

12/5/23 10:26 AM

As Of Period: 11/30/2023

LEXINGTON LOCAL SCHOOLS Appropriation Summary Report

Fund-SCC	Description	FYTD Appropriated	Prior Year Encumbrance	FYTD Expendable	FYTD Expended	MTD Expended	Encumbrance	Future Encumbrance	FYTD Unencumbered	Percent Expended/Encumbered
019-9204	RICHLAND COUNTY FOUNDATION GRANT-PELPHREY 15	\$ 0.00	\$ 0.00	\$ 0.00	\$ 0.00	\$ 0.00	\$ 0.00	\$ 0.00	\$ 0.00	0.00 %
019-9205	RICHLAND CO FOUNDATION GRANT-STAINED GLASS 16	0.00	0.00	0.00	0.00	0.00	0.00	0.00	0.00	0.00
019-9206	RICHLAND CO FOUNDATION GRANT-SEASONAL SCIE 16	0.00	0.00	0.00	0.00	0.00	0.00	0.00	0.00	0.00
019-9207	RICHLAND CO FOUNDATION-S CORE COMMON CORE 16	0.00	0.00	0.00	0.00	0.00	0.00	0.00	0.00	0.00
019-9208	RICHLAND CO FOUND-BUILD A COMM OF READERS	0.00	0.00	0.00	0.00	0.00	0.00	0.00	0.00	0.00
019-9209	RICH CO FOUND-LEARN TO READ FOR A LIFETIME	0.00	0.00	0.00	0.00	0.00	0.00	0.00	0.00	0.00
019-9210	RICH CO FOUND-MULTI-SENS APPROACH TO LEARNING	0.00	0.00	0.00	0.00	0.00	0.00	0.00	0.00	0.00
019-9211	RICH CO FOUND-BEE AWARENESS	0.00	0.00	0.00	0.00	0.00	0.00	0.00	0.00	0.00
019-9212	RICH CO FOUND-DONT LET THE PIGEON STOP TALK	0.00	0.00	0.00	0.00	0.00	0.00	0.00	0.00	0.00
019-9213	RICH CO FOUND-BRAIN GAMES 5.0	0.00	0.00	0.00	0.00	0.00	0.00	0.00	0.00	0.00
019-9214	RICH CO FOUND-TALKING SENSE TO OUR NUMBERS	0.00	0.00	0.00	0.00	0.00	0.00	0.00	0.00	0.00
019-9215	RICH CO FOUND-SEE THE CIVILIZATION	0.00	0.00	0.00	0.00	0.00	0.00	0.00	0.00	0.00
019-9216	RICH CO FOUND-SCIENCE OLYMPIAD	0.00	0.00	0.00	0.00	0.00	0.00	0.00	0.00	0.00
019-9217	RICH CO FOUND-KICK BACK WITH CLASSICS	0.00	0.00	0.00	0.00	0.00	0.00	0.00	0.00	0.00
019-9218	RICH CO FOUND-WRITE STUFF STEAM KIT	0.00	0.00	0.00	0.00	0.00	0.00	0.00	0.00	0.00

Reporting Period: November 2023 (FY 2024)

12/5/23 10:26 AM

As Of Period: 11/30/2023

LEXINGTON LOCAL SCHOOLS Appropriation Summary Report

Fund-SCC	Description	FYTD Appropriated	Prior Year Encumbrance	FYTD Expendable	FYTD Expended	MTD Expended	Encumbrance	Future Encumbrance	FYTD Unencumbered	Percent Expended/Encumbered
019-9219	RICH CO FOUND-CLASSROOM LIBRARY	\$ 0.00	\$ 0.00	\$ 0.00	\$ 0.00	\$ 0.00	\$ 0.00	\$ 0.00	\$ 0.00	0.00 %
019-9220	RICH CO FOUND-LEGOS AND BUILDING BLOCKS	0.00	0.00	0.00	0.00	0.00	0.00	0.00	0.00	0.00
019-9221	RICH CO FOUND-SCIENCE DISCOVERY BINS	0.00	0.00	0.00	0.00	0.00	0.00	0.00	0.00	0.00
019-9222	RICH CO FOUND-ONE BIG HAPPY FAMILY	0.00	0.00	0.00	0.00	0.00	0.00	0.00	0.00	0.00
019-9223	RICH CO FOUND-MAKER MAVEN STEM	0.00	0.00	0.00	0.00	0.00	0.00	0.00	0.00	0.00
019-9224	RICH CO FOUND-STEM SNAP CIRCUITS	0.00	0.00	0.00	0.00	0.00	0.00	0.00	0.00	0.00
019-9225	RICH CO FOUND GRANT-STEM MATERIALS SNAP CIRCUITS	0.00	0.00	0.00	0.00	0.00	0.00	0.00	0.00	0.00
019-9226	RICH CO FOUND GRANT-SCIENCE ENRICH FIELD TRIP	0.00	0.00	0.00	0.00	0.00	0.00	0.00	0.00	0.00
019-9227	RICH CO FOUND GRANT-CAREER BOOKS AND ACTIVITIES	0.00	0.00	0.00	0.00	0.00	0.00	0.00	0.00	0.00
019-9228	RICH CO FOUND GRANT-SOCIAL STUDIES MAKERSPACE	0.00	0.00	0.00	0.00	0.00	0.00	0.00	0.00	0.00
019-9229	RICHLAND CO FOUND GRANT-SCIENCE LAB ACTIVITY REVITALIZATION	1,322.53	0.00	1,322.53	1,280.22	0.00	42.31	0.00	0.00	100.00
019-9230	RICHLAND CO FOUND GRANT-STEAMTASTIC LEARNING	1,491.87	0.00	1,491.87	1,490.33	0.00	0.00	0.00	1.54	99.90
019-9231	RICHLAND CO FOUND GRANT-SOCIAL STUDIES BOARD GAME STUDIO	1,413.47	0.00	1,413.47	1,277.00	0.00	136.47	0.00	0.00	100.00
019-9232	RICHLAND CO FOUND GRANT-	1,046.05	0.00	1,046.05	0.00	0.00	1,046.05	0.00	0.00	100.00

Reporting Period: November 2023 (FY 2024)

12/5/23 10:26 AM

As Of Period: 11/30/2023

LEXINGTON LOCAL SCHOOLS Appropriation Summary Report

Fund-SCC	Description	FYTD Appropriated	Prior Year Encumbrance	FYTD Expendable	FYTD Expended	MTD Expended	Encumbrance	Future Encumbrance	FYTD Unencumbered	Percent Expended/Encumbered
019-9233	MARVELOUS MATHEMATICAL THINKING RICHLAND CO FOUND GRANT-FOOTPRINT IMPRESSION LAB PROJECT	\$ 1,480.00	\$ 0.00	\$ 1,480.00	\$ 0.00	\$ 0.00	\$ 0.00	\$ 0.00	\$ 1,480.00	0.00 %
019-9234	RICHLAND CO FOUND GRANT-CIRCUIT CRAZE	1,184.63	0.00	1,184.63	1,154.64	0.00	29.99	0.00	0.00	100.00
019-9235	RICHLAND CO FOUND GRANT-NOVELS IN VERSE BOOK CLUB	1,075.65	0.00	1,075.65	1,063.30	0.00	0.00	0.00	12.35	98.85
019-9236	RICHLAND CO FOUND GRANT-CODING EXPRESS BY LEGO EDUCATION	250.00	0.00	250.00	0.00	0.00	0.00	0.00	250.00	0.00
019-9301	RICH CO FOUND/SECO ROBOTICS GRANT (HEIMANN)	31.72	0.00	31.72	0.00	0.00	0.00	0.00	31.72	0.00
019-9302	RICH CO RETIRED TEACHERS ASSOC	150.00	0.00	150.00	0.00	0.00	0.00	0.00	150.00	0.00
019-9303	OHIO POWER GRANT (BERRY)	0.00	0.00	0.00	0.00	0.00	0.00	0.00	0.00	0.00
019-9304	RICHLAND CO RETIRED TEACHERS - HS ENGLISH	200.00	0.00	200.00	0.00	0.00	0.00	0.00	200.00	0.00
019-9305	OTHER GRANT	500.00	0.00	500.00	0.00	0.00	0.00	0.00	500.00	0.00
019-9500	DOLLAR GENERAL LIT FOUND - YOUTH LIT FY16	0.00	0.00	0.00	0.00	0.00	0.00	0.00	0.00	0.00
019-9502	RICHLAND CO HMG SENSORY GRANT	0.00	0.00	0.00	0.00	0.00	0.00	0.00	0.00	0.00
019-9616	WALMART TEACHER OF THE YEAR-DANIELLE SAVAGE	0.00	0.00	0.00	0.00	0.00	0.00	0.00	0.00	0.00
022-9601	OHSAA TOURNAMENT AGENCY FUND	0.00	0.00	0.00	0.00	0.00	0.00	0.00	0.00	0.00
024-0000	EMPLOYEE BENEFITS FUND FOR	5,637,051.47	303,613.65	5,940,665.12	2,671,638.34	375,562.51	617,605.00	0.00	2,651,421.78	55.37

**LEXINGTON LOCAL SCHOOLS
Appropriation Summary Report**

Fund-SCC	Description	FYTD Appropriated	Prior Year Encumbrance	FYTD Expendable	FYTD Expended	MTD Expended	Encumbrance	Future Encumbrance	FYTD Unencumbered	Percent Expended/Encumbered
	MEDICAL/DENTAL									
034-0000	OFCC PROJECT MAINTENANCE FUND	\$ 95,000.00	\$ 0.00	\$ 95,000.00	\$ 1,218.89	\$ 0.00	\$ 0.00	\$ 0.00	\$ 93,781.11	1.28 %
200-9101	HIGH SCHOOL ART CLUB	0.00	0.00	0.00	0.00	0.00	0.00	0.00	0.00	0.00
200-9102	HIGH SCHOOL DRAMA CLUB	7,500.00	1,658.50	9,158.50	5,080.19	0.00	2,445.00	0.00	1,633.31	82.17
200-9103	HIGH SCHOOL MATH CLUB	0.00	0.00	0.00	0.00	0.00	0.00	0.00	0.00	0.00
200-9104	HIGH SCHOOL LEADERSHIP COUNCIL	0.00	0.00	0.00	0.00	0.00	0.00	0.00	0.00	0.00
200-9105	HIGH SCHOOL FRENCH CLUB	0.00	0.00	0.00	0.00	0.00	0.00	0.00	0.00	0.00
200-9107	HIGH SCHOOL SPANISH CLUB	0.00	0.00	0.00	0.00	0.00	200.00	0.00	(200.00)	0.00
200-9108	HIGH SCHOOL LEO CLUB	500.00	601.14	1,101.14	223.42	71.58	381.58	0.00	496.14	54.94
200-9114	HIGH SCHOOL STUDENT COUNCIL FUND	4,200.00	0.00	4,200.00	2,966.12	0.00	1,033.88	0.00	200.00	95.24
200-9115	HIGH SCHOOL KEY CLUB	1,500.00	0.59	1,500.59	1,870.00	1,870.00	0.00	0.00	(369.41)	124.62
200-9116	HIGH SCHOOL CHESS CLUB	144.46	0.00	144.46	0.00	0.00	0.00	0.00	144.46	0.00
200-9119	HIGH SCHOOL YEARBOOK FUND	22,000.00	3,959.60	25,959.60	54.73	0.00	4,104.87	0.00	21,800.00	16.02
200-9120	HIGH SCHOOL JOURNALISM FUND	0.00	0.00	0.00	0.00	0.00	0.00	0.00	0.00	0.00
200-9121	HIGH SCHOOL NATIONAL HONOR SOCIETY	5,500.00	0.00	5,500.00	835.00	450.00	280.00	0.00	4,385.00	20.27
200-9160	HIGH SCHOOL GERMAN CLUB	0.00	0.00	0.00	0.00	0.00	0.00	0.00	0.00	0.00
200-9201	JUNIOR HIGH ART CLUB	1,000.00	0.00	1,000.00	0.00	0.00	0.00	0.00	1,000.00	0.00
200-9204	JUNIOR HIGH STUDENT COUNCIL FUND	1,500.00	0.00	1,500.00	0.00	0.00	300.00	0.00	1,200.00	20.00
200-9205	JUNIOR HIGH LIBRARY CLUB	0.00	0.00	0.00	0.00	0.00	0.00	0.00	0.00	0.00
200-9301	EASTERN ELEMENTARY STUDENT ACTIVITY FUND	3,500.00	0.00	3,500.00	0.00	0.00	0.00	0.00	3,500.00	0.00
200-9302	EASTERN ELEMENTARY	500.00	0.00	500.00	0.00	0.00	0.00	0.00	500.00	0.00

LEXINGTON LOCAL SCHOOLS Appropriation Summary Report

Fund-SCC	Description	FYTD Appropriated	Prior Year Encumbrance	FYTD Expendable	FYTD Expended	MTD Expended	Encumbrance	Future Encumbrance	FYTD Unencumbered	Percent Expended/Encumbered
	ROBOTICS FUND									
200-9401	CENTRAL ELEMENTARY STUDENT ACTIVITY FUND	\$ 0.00	\$ 0.00	\$ 0.00	\$ 0.00	\$ 0.00	\$ 0.00	\$ 0.00	\$ 0.00	0.00 %
200-9611	HIGH SCHOOL INFORMED TEENS FUND	500.00	0.00	500.00	0.00	0.00	200.00	0.00	300.00	40.00
200-9612	JUNIOR HIGH INFORMED TEENS FUND	500.00	500.00	1,000.00	0.00	0.00	100.00	0.00	900.00	10.00
300-9106	HIGH SCHOOL INTRAMURALS	0.00	0.00	0.00	0.00	0.00	0.00	0.00	0.00	0.00
300-9115	JAZZ BAND	757.62	0.00	757.62	0.00	0.00	0.00	0.00	757.62	0.00
300-9116	CHOIR	1,000.00	0.00	1,000.00	0.00	0.00	0.00	0.00	1,000.00	0.00
300-9206	JUNIOR HIGH PHYS ED DEPARTMENT FUND	1,000.00	0.00	1,000.00	0.00	0.00	1,200.00	0.00	(200.00)	120.00
300-9210	JR HIGH INSTRUMENTAL	0.00	0.00	0.00	0.00	0.00	0.00	0.00	0.00	0.00
300-9600	ATHLETIC FUND	256,390.00	1,046.94	257,436.94	150,954.51	13,261.52	116,173.02	0.00	(9,690.59)	103.76
300-9601	ATHLETIC CAPITAL FUND	50,000.00	26,274.44	76,274.44	30,096.00	22,556.00	3,369.00	0.00	42,809.44	43.87
300-9602	ORCHESTRA	0.00	0.00	0.00	0.00	0.00	0.00	0.00	0.00	0.00
300-9603	ELEMENTARY MUSIC	0.00	0.00	0.00	0.00	0.00	0.00	0.00	0.00	0.00
300-9605	BAND	0.00	0.00	0.00	0.00	0.00	0.00	0.00	0.00	0.00
451-9020	Network Connectivity FY 2020	0.00	0.00	0.00	0.00	0.00	0.00	0.00	0.00	0.00
451-9021	Network Connectivity FY 2021	0.00	0.00	0.00	0.00	0.00	0.00	0.00	0.00	0.00
451-9022	Network Connectivity FY2022	0.00	0.00	0.00	0.00	0.00	0.00	0.00	0.00	0.00
451-9023	DATA COMMUNICATION FUND	9,000.00	0.00	9,000.00	230.50	0.00	0.00	0.00	8,769.50	2.56
451-9024	DATA COMMUNICATION FUND	0.00	0.00	0.00	9,000.00	0.00	0.00	0.00	(9,000.00)	0.00
451-9922	Emergency Connectivity FY2022	0.00	0.00	0.00	0.00	0.00	0.00	0.00	0.00	0.00
467-0000	STUDENT WELLNESS AND SUCCESS FUND	0.00	0.00	0.00	0.00	0.00	0.00	0.00	0.00	0.00
499-9020	SCHOOL SAFETY	0.00	0.00	0.00	0.00	0.00	0.00	0.00	0.00	0.00

Reporting Period: November 2023 (FY 2024)

12/5/23 10:26 AM

As Of Period: 11/30/2023

LEXINGTON LOCAL SCHOOLS Appropriation Summary Report

Fund-SCC	Description	FYTD Appropriated	Prior Year Encumbrance	FYTD Expendable	FYTD Expended	MTD Expended	Encumbrance	Future Encumbrance	FYTD Unencumbered	Percent Expended/Encumbered
	GRANT FY20									
499-9021	SCHOOL SAFETY GRANT FY21	\$ 0.00	\$ 0.00	\$ 0.00	\$ 0.00	\$ 0.00	\$ 0.00	\$ 0.00	\$ 0.00	0.00 %
499-9022	SCHOOL SAFETY GRANT FY22	0.00	0.00	0.00	0.00	0.00	0.00	0.00	0.00	0.00
499-9023	MISCELLANEOUS STATE GRANT FUND	0.00	0.00	0.00	0.00	0.00	0.00	0.00	0.00	0.00
499-9101	STATE GRANT 2001 READING IMPROV.INCENT-	0.00	0.00	0.00	0.00	0.00	0.00	0.00	0.00	0.00
499-9121	SCHOOL BUS PURCHASE PROGRAM	0.00	0.00	0.00	0.00	0.00	0.00	0.00	0.00	0.00
499-9122	SCHOOL BUS PURCHASE PROGRAM	0.00	0.00	0.00	0.00	0.00	0.00	0.00	0.00	0.00
499-9123	MISCELLANEOUS STATE GRANT FUND	0.00	0.00	0.00	0.00	0.00	0.00	0.00	0.00	0.00
499-9922	MISCELLANEOUS STATE GRANT FUND	0.00	0.00	0.00	0.00	0.00	0.00	0.00	0.00	0.00
506-9913	OHIO RESIDENT EDUCATOR PROGRAM	0.00	0.00	0.00	0.00	0.00	0.00	0.00	0.00	0.00
506-9914	OHIO RESIDENT EDUCATOR PROGRAM	0.00	0.00	0.00	0.00	0.00	0.00	0.00	0.00	0.00
507-0000	ELEMENTARY AND SECONDARY SCHOOL EMERGENCY RELIEF FUND	0.00	0.00	0.00	0.00	0.00	0.00	0.00	0.00	0.00
507-9021	ESSER FUNDING FY21	0.00	0.00	0.00	0.00	0.00	0.00	0.00	0.00	0.00
507-9022	ESSER ARP FUNDING	390,884.29	23,874.77	414,759.06	374,639.40	63,271.22	352,274.21	0.00	(312,154.55)	175.26
507-9023	ELEMENTARY AND SECONDARY SCHOOL EMERGENCY RELIEF FUND	0.00	0.00	0.00	0.00	0.00	0.00	0.00	0.00	0.00
507-9921	ESSER II FUNDING	0.00	0.00	0.00	0.00	0.00	0.00	0.00	0.00	0.00
510-9021	CRF FUNDING FY21	0.00	0.00	0.00	0.00	0.00	0.00	0.00	0.00	0.00
516-9020	IDEA-B SPECIAL EDUCATION FY20	0.00	0.00	0.00	0.00	0.00	0.00	0.00	0.00	0.00
516-9021	IDEA-B SPECIAL	0.00	0.00	0.00	0.00	0.00	0.00	0.00	0.00	0.00

Reporting Period: November 2023 (FY 2024)

12/5/23 10:26 AM

As Of Period: 11/30/2023

LEXINGTON LOCAL SCHOOLS Appropriation Summary Report

Fund-SCC	Description	FYTD Appropriated	Prior Year Encumbrance	FYTD Expendable	FYTD Expended	MTD Expended	Encumbrance	Future Encumbrance	FYTD Unencumbered	Percent Expended/Encumbered
	EDUCATION FY21									
516-9022	IDEA-B SPECIAL EDUCATION FY22	\$ 3,999.56	\$ 0.00	\$ 3,999.56	\$ 0.00	\$ 0.00	\$ 0.00	\$ 0.00	\$ 3,999.56	0.00 %
516-9023	IDEA PART B GRANTS	544,858.34	0.00	544,858.34	0.00	0.00	0.00	0.00	544,858.34	0.00
516-9024	IDEA PART B GRANTS	0.00	0.00	0.00	276,346.47	79,602.84	812,584.93	0.00	(1,088,931.40)	0.00
516-9922	IDEA PART B GRANTS	0.00	0.00	0.00	0.00	0.00	0.00	0.00	0.00	0.00
572-9020	TITLE I FY20	0.00	0.00	0.00	0.00	0.00	0.00	0.00	0.00	0.00
572-9021	TITLE I FY21	0.00	0.00	0.00	0.00	0.00	0.00	0.00	0.00	0.00
572-9022	TITLE I FY22	6,667.10	0.00	6,667.10	0.00	0.00	0.00	0.00	6,667.10	0.00
572-9023	TITLE I DISADVANTAGED CHILDREN	252,080.51	2,699.37	254,779.88	0.00	0.00	0.00	0.00	254,779.88	0.00
572-9024	TITLE I DISADVANTAGED CHILDREN	0.00	0.00	0.00	81,117.93	24,605.37	745.95	0.00	(81,863.88)	0.00
572-9921	EOEC	0.00	0.00	0.00	0.00	0.00	0.00	0.00	0.00	0.00
572-9922	TITLE I DISADVANTAGED CHILDREN	7,000.00	0.00	7,000.00	0.00	0.00	0.00	0.00	7,000.00	0.00
572-9923	TITLE I DISADVANTAGED CHILDREN	1,783.65	0.00	1,783.65	0.00	0.00	0.00	0.00	1,783.65	0.00
584-9022	TITLE IV FY22	0.00	0.00	0.00	0.00	0.00	0.00	0.00	0.00	0.00
584-9023	TITLE IV, PART A, STUDENT SUPPORT AND ACADEMIC ENRICHMENT PROGRAMS	0.00	0.00	0.00	0.00	0.00	0.00	0.00	0.00	0.00
584-9024	TITLE IV, PART A, STUDENT SUPPORT AND ACADEMIC ENRICHMENT PROGRAMS	20,671.03	0.00	20,671.03	0.00	0.00	0.00	0.00	20,671.03	0.00
584-9924	TITLE IV, PART A, STUDENT SUPPORT AND ACADEMIC ENRICHMENT PROGRAMS	67,818.24	0.00	67,818.24	0.00	0.00	67,818.24	0.00	0.00	100.00
587-9020	EARLY CHILDHOOD SPECIAL EDUCATION IDEA FY20	0.00	0.00	0.00	0.00	0.00	0.00	0.00	0.00	0.00
587-9021	EARLY CHILDHOOD SPECIAL	0.00	0.00	0.00	0.00	0.00	0.00	0.00	0.00	0.00

Reporting Period: November 2023 (FY 2024)

12/5/23 10:26 AM

As Of Period: 11/30/2023

LEXINGTON LOCAL SCHOOLS Appropriation Summary Report

Fund-SCC	Description	FYTD Appropriated	Prior Year Encumbrance	FYTD Expendable	FYTD Expended	MTD Expended	Encumbrance	Future Encumbrance	FYTD Unencumbered	Percent Expended/Encumbered
587-9022	EDUCATION IDEA FY21 EARLY CHILDHOOD SPECIAL EDUCATION IDEA FY22	\$ 0.00	\$ 0.00	\$ 0.00	\$ 0.00	\$ 0.00	\$ 0.00	\$ 0.00	\$ 0.00	0.00 %
587-9023	IDEA PRESCHOOL- HANDICAPPED	0.00	2,690.00	2,690.00	0.00	0.00	0.00	0.00	2,690.00	0.00
587-9024	IDEA PRESCHOOL- HANDICAPPED	21,857.56	0.00	21,857.56	229.94	0.00	16,056.50	0.00	5,571.12	74.51
587-9922	IDEA PRESCHOOL- HANDICAPPED	0.00	0.00	0.00	0.00	0.00	0.00	0.00	0.00	0.00
587-9923	IDEA PRESCHOOL- HANDICAPPED	0.00	0.00	0.00	0.00	0.00	0.00	0.00	0.00	0.00
590-9020	TITLE II-A IMPROVING TEACHER QUALITY FY20	0.00	0.00	0.00	0.00	0.00	0.00	0.00	0.00	0.00
590-9021	TITLE II-A IMPROVING TEACHER QUALITY FY21	0.00	0.00	0.00	0.00	0.00	0.00	0.00	0.00	0.00
590-9022	TITLE II-A IMPROVING TEACHER QUALITY FY22	0.00	0.00	0.00	0.00	0.00	0.00	0.00	0.00	0.00
590-9023	IMPROVING TEACHER QUALITY	0.00	0.00	0.00	0.00	0.00	0.00	0.00	0.00	0.00
590-9024	IMPROVING TEACHER QUALITY	59,516.83	0.00	59,516.83	28,748.41	9,244.19	0.00	0.00	30,768.42	48.30
599-9020	TITLE IV FY20	0.00	0.00	0.00	0.00	0.00	0.00	0.00	0.00	0.00
599-9021	TITLE IV FY21	0.00	0.00	0.00	0.00	0.00	0.00	0.00	0.00	0.00
599-9023	MISCELLANEOUS FED. GRANT FUND	0.00	0.00	0.00	0.00	0.00	0.00	0.00	0.00	0.00
599-9921	RICHLAND COUNTY MOBILE HOT SPOT GRANT	0.00	0.00	0.00	0.00	0.00	0.00	0.00	0.00	0.00
599-9922	MISCELLANEOUS FED. GRANT FUND	0.00	0.00	0.00	0.00	0.00	0.00	0.00	0.00	0.00
599-9923	MISCELLANEOUS FED. GRANT FUND	851.97	38,420.80	39,272.77	39,272.77	0.00	841.60	0.00	(841.60)	102.14
Grand Total		\$ 39,089,226.51	\$ 2,116,478.79	\$ 41,205,705.30	\$ 18,604,323.62	\$ 3,215,301.76	\$ 5,873,297.71	\$ 0.00	\$ 16,728,083.97	