

# LEXINGTON LOCAL SCHOOLS



---

FINANCIAL REPORT  
FOR THE PERIOD ENDING  
SEPTEMBER 30, 2023

---

PREPARED BY  
JASON WHITESEL, TREASURER/CFO

Gross Depository Balances:

Richland Bank MMA 5719	\$3,645,149.67
Richland Bank Sweep Acct 3520	\$849,482.41
Richland Bank General Acct 0580	\$300,205.00
Richland Bank Anthem Sweep 3523	\$445,451.35
Richland Bank EE Benefits 3180	\$0.00
Richland Bank Payroll Acct 9780	\$24,765.23
Richland Bank Athletic Acct 3280	\$1,390.00

Total Depository Balances (Gross) \$5,266,443.66

Adjustments to Bank Balance:

Cash in Transit to Bank	\$7,550.00
Outstanding Checks	(\$430,128.71)
Adjustments:	
Outstanding Vision Adjustment	\$14.04

Total Adjustments to Bank Balance (\$422,564.67)

Investments:

Treasury Bonds and Notes	\$3,903,866.90
Certificate of Deposits	\$3,473,116.64
Other Securities	\$0.00
Other Investments:	
Richland Bank MMA 5750	\$91,067.03
Richland Bank MMA R252	\$834,703.90

Total Investments \$8,302,754.47

Cash on Hand:

Petty Cash:	
Treasurer's Office	\$100.00
High School	\$50.00
Junior High School	\$50.00
Eastern, Central, Western	\$100.00
Change Cash:	
Athletic Change	\$3,000.00
Cafeteria Change	\$276.00
Junior High School Change	\$100.00
Central Change	\$100.00
Cash with Fiscal Agent	\$0.00

Total Cash on Hand \$3,776.00

Total Balances \$13,150,409.46

Total Fund Balance \$13,150,409.46

Depository Clearance Accounts:

September 01, 2023 through September 30, 2023

Account Name : Lexington Local SD Managing Agency

Account No : 5750

## Summary Of Investment Holdings

Shares or Par Value	Investment Category		Avg Unit Cost	Cost Basis	Unit Price	Market Value	Estimated Current Ann Inc	Yield
<b><u>Money Markets - Taxable</u></b>								
91,067.03	Northern Instl Government Select Portfolio		1.00	91,067.03	1.00	91,067.03	4,744.59	5.21%
<b>Totals</b>				<b>91,067.03</b>		<b>91,067.03</b>	<b>4,744.59</b>	<b>5.21%</b>
<b><u>Marketable CDs</u></b>								
200,000	Capital One Natl Assn Va	0.500%	11/24/2023	100.00	200,000.00	99.24	1,000.00	0.50%
200,000	Luana Savings Bank	0.200%	12/29/2023	100.00	200,000.00	98.69	400.00	0.20%
100,000	Border State Bank	1.100%	03/27/2024	100.00	100,000.00	97.88	1,100.00	1.12%
200,000	Jpmorgan Chase Bk N A	4.700%	04/30/2024	100.00	200,000.00	99.53	9,400.00	4.72%
248,000	Live Oak Banking Company	1.250%	09/13/2024	100.00	248,000.00	95.89	3,100.00	1.30%
200,000	Industrial & Com Bank 0.3	0.350%	02/11/2025	100.00	200,000.00	93.07	700.00	0.38%
150,000	Barclays Bk Del	2.950%	05/12/2025	100.00	150,000.00	95.90	4,425.00	3.08%
248,000	Goldman Sachs Bk USA	0.800%	08/18/2025	100.00	248,000.00	91.49	1,984.00	0.87%
200,000	First Ctzns Bk & Tr Co Rale	4.700%	10/28/2025	100.00	200,000.00	98.32	9,400.00	4.78%
200,000	Morgan Stanley Private Bk N	4.050%	09/30/2026	100.00	200,000.00	95.72	8,100.00	4.23%
200,000	Morgan Stanley Bk N A	4.850%	10/30/2026	100.00	200,000.00	98.79	9,700.00	4.91%
248,000	Somerset Tr Co Pa	4.350%	01/13/2027	100.00	248,000.00	97.01	10,788.00	4.48%
200,000	First Bank Chicago	5.000%	05/07/2027	100.00	200,000.00	98.73	10,000.00	5.06%
243,000	Bankers Bk Madison WI	4.250%	11/24/2027	100.00	243,000.00	96.25	10,327.50	4.42%
243,000	Discover Bk	4.400%	04/17/2028	100.05	243,116.64	96.48	10,692.00	4.56%
243,000	Bmo Harris Bk Natl Assn Chi	4.500%	05/16/2028	100.00	243,000.00	96.82	10,935.00	4.65%
150,000	United Fid Bk Fsb Evansville	4.500%	06/29/2028	100.00	150,000.00	99.08	6,750.00	4.54%
<b>Totals</b>				<b>3,473,116.64</b>		<b>3,363,441.01</b>	<b>108,801.50</b>	<b>3.23%</b>
<b><u>U.S. Treasury Bills</u></b>								
300,000	United States Treas Bills		02/22/2024	95.15	285,455.17	97.89	15,808.63	5.38%
<b>Totals</b>				<b>285,455.17</b>		<b>293,677.02</b>	<b>15,808.63</b>	<b>5.38%</b>
<b><u>U.S. Treasury Bds/Nts</u></b>								
300,000	United States Treas Nts	3.250%	06/30/2027	98.00	294,000.00	95.03	9,750.00	3.42%

September 01, 2023 through September 30, 2023

Account Name : Lexington Local SD Managing Agency

Account No : 5750

## Summary Of Investment Holdings

Shares or Par Value	Investment Category			Avg Unit Cost	Cost Basis	Unit Price	Market Value	Estimated Current Ann Inc	Current Yield
<b>Totals</b>					<b>294,000.00</b>		<b>285,082.03</b>	<b>9,750.00</b>	<b>3.42%</b>
<b><u>U.S. Govt Agv-Exempt State</u></b>									
200,000	Federal Home Loan Banks	1.650%	12/28/2023	100.00	200,000.00	99.08	198,163.37	3,300.00	1.67%
200,000	Federal Home Loan Banks	0.220%	05/24/2024	100.00	200,000.00	96.61	193,211.20	440.00	0.23%
200,000	Federal Home Loan Banks	1.000%	07/19/2024	100.00	200,000.00	96.43	192,855.71	2,000.00	1.04%
200,000	Federal Farm Cr Bks	0.430%	10/15/2024	100.00	200,000.00	94.85	189,706.31	860.00	0.45%
250,000	Federal Home Loan Banks	2.000%	12/17/2024	100.07	250,172.48	95.90	239,743.10	5,000.00	2.09%
200,000	Federal Home Loan Banks	0.500%	09/10/2025	100.00	200,000.00	91.28	182,567.17	1,000.00	0.55%
200,000	Federal Home Loan Banks	0.500%	11/12/2025	100.00	200,000.00	90.50	181,009.55	1,000.00	0.55%
200,000	Federal Home Loan Banks	1.000%	03/30/2026	100.00	200,000.00	90.23	180,460.41	2,000.00	1.11%
200,000	Federal Farm Cr Bks	4.400%	06/22/2026	100.23	200,460.98	97.33	194,667.28	8,800.00	4.52%
300,000	Federal Home Loan Banks	1.125%	09/29/2026	100.08	300,228.27	89.05	267,154.88	3,375.00	1.26%
250,000	Federal Home Loan Banks	1.300%	11/24/2026	99.88	249,687.50	89.04	222,591.53	3,250.00	1.46%
<b>Totals</b>					<b>2,400,549.23</b>		<b>2,242,130.51</b>	<b>31,025.00</b>	<b>1.38%</b>
<b><u>U.S. Govt Agv-Non-Ex St-Int Only</u></b>									
200,000	Federal Home Ln Mtg Corp	3.200%	05/16/2025	100.00	200,000.00	96.55	193,108.91	6,400.00	3.31%
225,000	Federal Natl Mtg Assn	0.650%	07/30/2025	99.95	224,887.50	91.79	206,522.42	1,462.50	0.71%
300,000	Federal Farm Cr Bks	5.300%	10/19/2026	99.73	299,175.00	98.61	295,840.17	15,900.00	5.37%
200,000	Federal Home Ln Mtg Corp	5.000%	09/30/2027	99.90	199,800.00	97.54	195,081.77	10,000.00	5.13%
<b>Totals</b>					<b>923,862.50</b>		<b>890,553.27</b>	<b>33,762.50</b>	<b>3.79%</b>
<b>Total Investments</b>					<b>7,468,050.57</b>		<b>7,165,950.87</b>	<b>203,892.22</b>	<b>2.85%</b>
<b>Plus Net Cash</b>							<b>0.00</b>		
<b>Total Market Value</b>							<b>7,165,950.87</b>		

Gain or Loss amounts and transactions, as shown, may not reflect the amount to be used for income tax purposes.

September 01, 2023 through September 30, 2023

Account Name : Lexington Local SD Bond Acct Man Agcy

Account No : R252

## Summary Of Investment Holdings

Shares or Par Value	Investment Category	Avg Unit Cost	Cost Basis	Unit Price	Market Value	Estimated Current Ann Inc	Current Yield
<b>Money Markets - Taxable</b>							
834,703.9	Northern Instl Government Select Portfolio	1.00	834,703.90	1.00	834,703.90	43,488.07	5.21%
<b>Totals</b>			<b>834,703.90</b>		<b>834,703.90</b>	<b>43,488.07</b>	<b>5.21%</b>
<b>Total Investments</b>			<b>834,703.90</b>		<b>834,703.90</b>	<b>43,488.07</b>	<b>5.21%</b>
<b>Plus Net Cash</b>					<b>0.00</b>		
<b>Total Market Value</b>					<b>834,703.90</b>		

Gain or Loss amounts and transactions, as shown, may not reflect the amount to be used for income tax purposes.

**LEXINGTON LOCAL SCHOOLS**  
**INVESTMENT REPORT FOR THE MONTH ENDING**  
**SEPTEMBER 30, 2023**

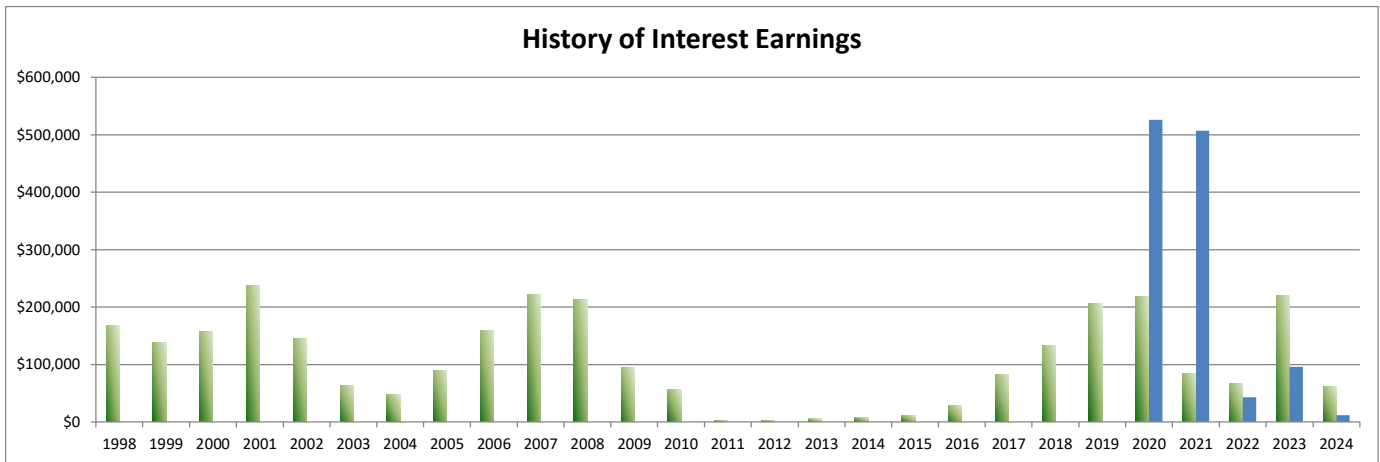
INTEREST EARNED:	THIS MONTH	FISCAL YEAR TO DATE
Richland Bank, General Sweep	\$4,509.04	\$14,670.22
Richland Bank, General MMA	\$10,351.25	\$27,962.17
Richland Bank, Anthem Sweep	\$859.79	\$3,305.09
Star Ohio	\$0.00	\$0.00
CDs, Bonds, and other investments	\$6,337.76	\$15,548.74
<b>TOTAL INTEREST RECEIVED</b>	<b>\$22,057.84</b>	<b>\$61,486.22</b>

INTEREST EARNED (LEX BOND ACCT)	THIS MONTH	FISCAL YEAR TO DATE
Richland Bank, General Sweep	\$0.00	\$0.00
Richland Bank, General MMA	\$0.00	\$0.00
Richland Bank, Anthem Sweep	\$0.00	\$0.00
Star Ohio	\$0.00	\$0.00
CDs, Bonds, and other investments	\$4,050.53	\$12,066.93
<b>TOTAL INTEREST RECEIVED</b>	<b>\$4,050.53</b>	<b>\$12,066.93</b>

History of Interest Earnings	Fiscal Year	Interest Earnings
	1998	\$ 167,057.52
	1999	\$ 138,113.69
	2000	\$ 157,991.72
	2001	\$ 236,839.79
	2002	\$ 146,052.34
	2003	\$ 63,712.36
	2004	\$ 47,970.95
	2005	\$ 90,719.94
	2006	\$ 158,724.51
	2007	\$ 221,998.86
	2008	\$ 213,660.34
	2009	\$ 95,639.63
	2010	\$ 56,860.22
	2011	\$ 3,001.78
	2012	\$ 3,090.00
	2013	\$ 5,758.97
	2014	\$ 8,349.92
	2015	\$ 11,765.22
	2016	\$ 28,300.22
	2017	\$ 83,194.26
	2018	\$ 133,582.49
	2019	\$ 205,588.68
	2020	\$ 218,228.66
	2021	\$ 85,117.81
	2022	\$ 67,902.15
	2023	\$ 219,800.00
<b>FISCAL Year To Date</b>	<b>2024</b>	<b>\$61,486.22</b>

Lex Bond Acct Interest Earnings	Fiscal Year	Interest Earnings
	2020	\$526,044.24
	2021	\$507,134.12
	2022	\$43,256.67
	2023	\$96,119.37
<b>FISCAL Year To Date</b>	<b>2024</b>	<b>\$12,066.93</b>
<b>Total Interest Earnings Lex Bond Acct to Date</b>		<b>\$1,184,621.33</b>

**Total Interest Earnings 1998 to Present \$ 2,930,508.25**



Reporting Period: September 2023 (FY 2024)

10/3/23 12:20 PM

As Of Period: 09/30/2023

### LEXINGTON LOCAL SCHOOLS Cash Summary Report

Full Account Code	Description	Initial Cash	MTD Received	FYTD Received	MTD Expended	FYTD Expended	Fund Balance
001-0000	GENERAL FUND	\$ 8,858,761.66	\$ 994,680.51	\$ 7,790,409.30	\$ 2,493,637.37	\$ 7,077,140.98	\$ 9,572,029.98
001-9412	GENERAL BUDGET RESERVE SET- ASIDE-1%/BWC	87,928.97	0.00	0.00	0.00	0.00	87,928.97
002-0000	BOND RETIREMENT FUND	1,885,999.03	3,116.96	1,345,683.74	2,132,903.13	2,155,341.66	1,076,341.11
003-0000	PERMANENT IMPROVEMENT FUND	32,156.92	2,577.78	269,117.64	80,765.65	373,267.17	(71,992.61)
004-0000	LFI BUILDING FUND	386,924.46	1,841.73	5,154.68	1,680.00	12,549.00	379,530.14
006-0000	FOOD SERVICE FUND	327,644.80	59,018.38	147,752.60	85,157.26	204,819.69	270,577.71
007-9100	LEXINGTON MINUTEMEN ACADEMIC SCHOLARSHIP FUND	139,793.78	255.58	3,313.37	0.00	0.00	143,107.15
010-0000	CLASSROOM FACILITIES CONSTRUCTION FUND	612,112.51	2,208.80	6,912.25	35,459.00	163,851.00	455,173.76
018-9100	HIGH SCHOOL PRINCIPAL'S FUND	498.99	276.50	375.56	728.00	1,018.50	(143.95)
018-9200	JUNIOR HIGH PRINCIPAL'S FUND	7,009.89	761.90	2,090.81	0.00	0.00	9,100.70
018-9300	EASTERN PRINCIPAL'S FUND	4,453.88	716.00	1,026.00	452.92	452.92	5,026.96
018-9301	EASTERN ELEMENTARY BOOKFAIR/BOXTOPS FUND	4,462.04	0.00	0.00	0.00	648.34	3,813.70
018-9302	EASTERN ELEMENTARY MATH	1,036.52	0.00	0.00	0.00	0.00	1,036.52
018-9303	EASTERN RUN CLUB	469.73	290.00	1,030.00	155.89	155.89	1,343.84
018-9400	CENTRAL PRINCIPAL'S FUND	5,975.08	215.47	652.69	0.00	104.95	6,522.82
018-9401	CENTRAL ELEMENTARY BOOKFAIR FUND	6,568.96	0.00	0.00	0.00	0.00	6,568.96
018-9402	CENTRAL ELEMENTARY ART	1,899.77	0.00	0.00	0.00	0.00	1,899.77
018-9500	WESTERN PRINCIPAL'S FUND	20,600.09	1,341.78	1,341.78	83.70	560.70	21,381.17
018-9501	WESTERN ELEMENTARY BOOKFAIR/BOXTOPS FUND	4,077.56	0.00	0.00	0.00	0.00	4,077.56
018-9503	WESTERN ELEMENTARY ART	812.30	0.00	0.00	0.00	0.00	812.30
018-9901	JUNIOR HIGH TEACHER ADVISORY FUND	95.30	0.00	0.00	0.00	0.00	95.30
019-9001	ACADEMIC BOOSTERS GRANTS	769.07	0.00	0.00	0.00	0.00	769.07
019-9121	CENTRAL ELEMENTARY PTO GRANTS	2,941.81	14.41	28.44	0.00	0.00	2,970.25
019-9122	EASTERN ELEMENTARY PTO GRANTS	3,592.04	14.42	28.45	0.00	0.00	3,620.49
019-9123	WESTERN ELEMENTARY PTO GRANTS	4,329.86	14.43	28.45	0.00	0.00	4,358.31
019-9200	RICHLAND COUNTY FOUNDATION GRANT PLAYGROUND	200.00	0.00	0.00	0.00	0.00	200.00
019-9226	RICH CO FOUND GRANT-SCIENCE ENRICH FIELD TRIP	91.55	0.00	0.00	0.00	0.00	91.55
019-9228	RICH CO FOUND GRANT-SOCIAL STUDIES MAKERSPACE	17.52	0.00	0.00	0.00	0.00	17.52
019-9229	RICHLAND CO FOUND GRANT- SCIENCE LAB ACTIVITY REVITALIZATION	0.00	0.00	1,322.53	1,280.22	1,280.22	42.31
019-9230	RICHLAND CO FOUND GRANT- STEAMTASTIC LEARNING	0.00	0.00	1,491.87	1,490.33	1,490.33	1.54
019-9231	RICHLAND CO FOUND GRANT-SOCIAL STUDIES BOARD GAME STUDIO	0.00	0.00	1,413.47	1,277.00	1,277.00	136.47

Reporting Period: September 2023 (FY 2024)

10/3/23 12:20 PM

As Of Period: 09/30/2023

### LEXINGTON LOCAL SCHOOLS Cash Summary Report

Full Account Code	Description	Initial Cash	MTD Received	FYTD Received	MTD Expended	FYTD Expended	Fund Balance
019-9232	RICHLAND CO FOUND GRANT-MARVELOUS MATHEMATICAL THINKING	\$ 0.00	\$ 0.00	\$ 1,046.05	\$ 0.00	\$ 0.00	\$ 1,046.05
019-9233	RICHLAND CO FOUND GRANT-FOOTPRINT IMPRESSION LAB PROJECT	0.00	0.00	1,480.00	0.00	0.00	1,480.00
019-9234	RICHLAND CO FOUND GRANT-CIRCUIT CRAZE	0.00	0.00	1,184.63	0.00	0.00	1,184.63
019-9235	RICHLAND CO FOUND GRANT-NOVELS IN VERSE BOOK CLUB	0.00	0.00	1,075.65	0.00	0.00	1,075.65
019-9236	RICHLAND CO FOUND GRANT-CODING EXPRESS BY LEGO EDUCATION	0.00	0.00	250.00	0.00	0.00	250.00
019-9301	RICH CO FOUND/SECO ROBOTICS GRANT (HEIMANN)	31.72	0.00	0.00	0.00	0.00	31.72
019-9302	RICH CO RETIRED TEACHERS ASSOC	150.00	0.00	0.00	0.00	0.00	150.00
019-9304	RICHLAND CO RETIRED TEACHERS - HS ENGLISH	200.00	0.00	0.00	0.00	0.00	200.00
024-0000	EMPLOYEE BENEFITS FUND FOR MEDICAL/DENTAL	619,627.24	465,830.96	1,415,278.18	547,938.90	1,589,440.03	445,465.39
034-0000	OFCC PROJECT MAINTENANCE FUND	562,801.53	165.30	73,183.46	0.00	1,218.89	634,766.10
200-9101	HIGH SCHOOL ART CLUB	372.46	0.00	0.00	0.00	0.00	372.46
200-9102	HIGH SCHOOL DRAMA CLUB	29,527.66	0.00	0.00	400.00	5,080.19	24,447.47
200-9104	HIGH SCHOOL LEADERSHIP COUNCIL	681.50	0.00	0.00	0.00	0.00	681.50
200-9107	HIGH SCHOOL SPANISH CLUB	688.50	0.00	0.00	0.00	0.00	688.50
200-9108	HIGH SCHOOL LEO CLUB	2,236.40	0.00	0.00	105.00	105.00	2,131.40
200-9114	HIGH SCHOOL STUDENT COUNCIL FUND	5,576.85	550.00	550.00	973.48	2,473.48	3,653.37
200-9115	HIGH SCHOOL KEY CLUB	1,261.42	0.00	0.00	0.00	0.00	1,261.42
200-9116	HIGH SCHOOL CHESS CLUB	144.46	0.00	0.00	0.00	0.00	144.46
200-9119	HIGH SCHOOL YEARBOOK FUND	35,281.13	1,960.00	5,591.00	0.00	54.73	40,817.40
200-9120	HIGH SCHOOL JOURNALISM FUND	505.44	0.00	0.00	0.00	0.00	505.44
200-9121	HIGH SCHOOL NATIONAL HONOR SOCIETY	984.50	0.00	0.00	0.00	385.00	599.50
200-9201	JUNIOR HIGH ART CLUB	924.66	0.00	0.00	0.00	0.00	924.66
200-9204	JUNIOR HIGH STUDENT COUNCIL FUND	1,533.64	0.00	0.00	0.00	0.00	1,533.64
200-9205	JUNIOR HIGH LIBRARY CLUB	77.65	0.00	0.00	0.00	0.00	77.65
200-9301	EASTERN ELEMENTARY STUDENT ACTIVITY FUND	1,698.63	0.00	0.00	0.00	0.00	1,698.63
200-9302	EASTERN ELEMENTARY ROBOTICS FUND	575.16	0.00	0.00	0.00	0.00	575.16
200-9611	HIGH SCHOOL INFORMED TEENS FUND	903.63	0.00	12.60	0.00	0.00	916.23
200-9612	JUNIOR HIGH INFORMED TEENS FUND	1,866.19	0.00	0.00	0.00	0.00	1,866.19
300-9115	JAZZ BAND	757.62	0.00	0.00	0.00	0.00	757.62
300-9116	CHOIR	1,284.95	0.00	0.00	0.00	0.00	1,284.95
300-9206	JUNIOR HIGH PHYS ED DEPARTMENT	3,831.75	0.00	0.00	0.00	0.00	3,831.75



Reporting Period: September 2023 (FY 2024)

10/3/23 12:20 PM

As Of Period: 09/30/2023

**LEXINGTON LOCAL SCHOOLS**  
**Cash Summary Report**

Full Account Code	Description	Initial Cash	MTD Received	FYTD Received	MTD Expended	FYTD Expended	Fund Balance
	FUND						
300-9210	JR HIGH INSTRUMENTAL	\$ 41.03	\$ 0.00	\$ 0.00	\$ 0.00	\$ 0.00	\$ 41.03
300-9600	ATHLETIC FUND	22,774.75	41,575.76	109,331.79	49,067.35	122,486.06	9,620.48
300-9601	ATHLETIC CAPITAL FUND	118,136.66	6,000.00	15,000.00	7,540.00	7,540.00	125,596.66
300-9602	ORCHESTRA	63.22	0.00	0.00	0.00	0.00	63.22
300-9603	ELEMENTARY MUSIC	1,572.09	0.00	0.00	0.00	0.00	1,572.09
300-9605	BAND	232.95	0.00	0.00	0.00	0.00	232.95
451-9023	DATA COMMUNICATION FUND	0.00	0.00	230.50	0.00	230.50	0.00
451-9024	DATA COMMUNICATION FUND	0.00	0.00	0.00	9,000.00	9,000.00	(9,000.00)
467-0000	STUDENT WELLNESS AND SUCCESS FUND	0.00	0.00	0.00	(76.44)	0.00	0.00
507-9022	ESSER ARP FUNDING	(211,514.33)	164,317.31	396,201.90	92,988.29	238,728.51	(54,040.94)
516-9023	IDEA PART B GRANTS	0.00	0.00	0.00	(263.75)	0.00	0.00
516-9024	IDEA PART B GRANTS	0.00	61,073.55	66,029.01	84,775.94	120,694.14	(54,665.13)
572-9023	TITLE I DISADVANTAGED CHILDREN	(3,243.26)	0.00	3,243.26	(2,502.76)	0.00	0.00
572-9024	TITLE I DISADVANTAGED CHILDREN	0.00	11,710.96	16,341.76	26,288.41	31,796.60	(15,454.84)
584-9924	TITLE IV, PART A, STUDENT SUPPORT AND ACADEMIC ENRICHMENT PROGRAMS	0.00	0.00	0.00	0.00	0.00	0.00
587-9023	IDEA PRESCHOOL-HANDICAPPED	0.00	0.00	0.00	0.00	0.00	0.00
587-9024	IDEA PRESCHOOL-HANDICAPPED	0.00	0.00	229.94	0.00	229.94	0.00
590-9024	IMPROVING TEACHER QUALITY	0.00	3,400.02	3,400.02	9,752.11	9,752.11	(6,352.09)
599-9923	MISCELLANEOUS FED. GRANT FUND	39,272.77	0.00	0.00	32,310.25	47,335.05	(8,062.28)
<b>Grand Total</b>		<b>\$ 13,642,084.66</b>	<b>\$ 1,823,928.51</b>	<b>\$ 11,688,833.38</b>	<b>\$ 5,693,367.25</b>	<b>\$ 12,180,508.58</b>	<b>\$ 13,150,409.46</b>

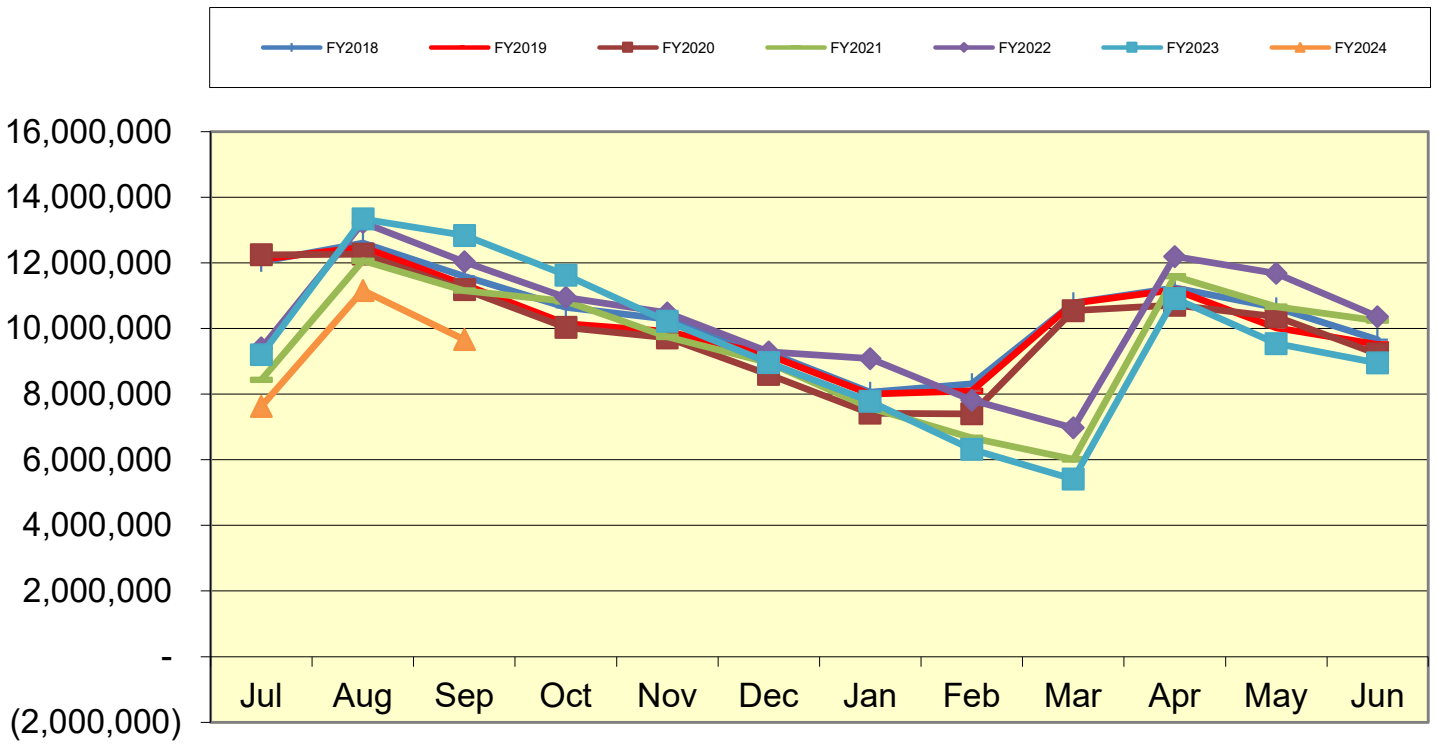
## LEXINGTON LOCAL SCHOOLS Spending Plan Summary

ODE Line Number	Monthly Estimate	Monthly Actual	Monthly Difference	FYTD Estimate	FYTD Actual	FYTD Difference
01.010 General Property (Real Estate)	\$ 0.00	\$ 0.00	\$ 0.00	\$ 4,850,000.00	\$ 4,576,441.53	\$ (273,558.47)
01.020 Tangible Personal Property Tax	0.00	0.00	0.00	467,000.00	440,840.43	(26,159.57)
01.030 Income Tax	0.00	0.00	0.00	0.00	0.00	0.00
01.035 Unrestricted Grants-in-Aid	706,000.00	721,822.62	15,822.62	2,222,799.00	2,250,692.42	27,893.42
01.040 Restricted Grants-in-Aid	41,559.00	39,584.44	(1,974.56)	121,856.00	119,179.41	(2,676.59)
01.045 Restricted Federal Grants-in-Aid - SFSF	0.00	0.00	0.00	0.00	0.00	0.00
01.050 State Share of Local Property Taxes	882,367.00	52,740.12	(829,626.88)	882,367.00	52,740.12	(829,626.88)
01.060 All Other Operating Revenue	97,932.00	180,511.28	82,579.28	122,037.00	341,550.11	219,513.11
01.070 Total Revenue	1,727,858.00	994,658.46	(733,199.54)	8,666,059.00	7,781,444.02	(884,614.98)
02.010 Proceeds from Sale of Notes	0.00	0.00	0.00	0.00	0.00	0.00
02.020 State Emergency Loans & Advancements (Approved)	0.00	0.00	0.00	0.00	0.00	0.00
02.040 Operating Transfers-In	0.00	0.00	0.00	0.00	0.00	0.00
02.050 Advances-In	0.00	0.00	0.00	0.00	0.00	0.00
02.060 All Other Financial Sources	14,276.00	22.05	(14,253.95)	14,802.00	8,965.28	(5,836.72)
02.070 Total Other Financing Sources	14,276.00	22.05	(14,253.95)	14,802.00	8,965.28	(5,836.72)
02.080 Total Revenues and Other Financing Sources	1,742,134.00	994,680.51	(747,453.49)	8,680,861.00	7,790,409.30	(890,451.70)
03.010 Personal Services	1,300,000.00	1,397,218.29	97,218.29	3,700,000.00	3,947,732.95	247,732.95
03.020 Employees' Retirement/Insurance Benefits	625,000.00	599,217.94	(25,782.06)	1,805,000.00	1,897,588.95	92,588.95
03.030 Purchased Services	177,988.00	315,385.15	137,397.15	558,348.00	670,225.31	111,877.31
03.040 Supplies and Materials	172,367.00	163,616.08	(8,750.92)	411,986.00	420,816.97	8,830.97
03.050 Capital Outlay	10,431.00	7,138.00	(3,293.00)	22,101.00	15,442.91	(6,658.09)
03.060 Intergovernmental	0.00	0.00	0.00	0.00	0.00	0.00
04.010 Debt Service: All Principal (Historical)	0.00	0.00	0.00	0.00	0.00	0.00
04.020 Debt Service: Principal-Notes	0.00	0.00	0.00	0.00	0.00	0.00
04.030 Debt Service: Principal - State Loans	0.00	0.00	0.00	0.00	0.00	0.00
04.040 Debt Service: Principal - State Advancements	0.00	0.00	0.00	0.00	0.00	0.00
04.050 Debt Service: Principal - HB 264 Loans	0.00	0.00	0.00	0.00	0.00	0.00
04.055 Debt Service: Principal - Other	0.00	0.00	0.00	0.00	0.00	0.00
04.060 Debt Service: Interest and Fiscal Charges	0.00	0.00	0.00	0.00	0.00	0.00
04.300 Other Objects	3,622.00	11,061.91	7,439.91	137,398.00	125,333.89	(12,064.11)
04.500 Total Expenditures	2,289,408.00	2,493,637.37	204,229.37	6,634,833.00	7,077,140.98	442,307.98
05.010 Operational Transfers - Out	0.00	0.00	0.00	0.00	0.00	0.00
05.020 Advances - Out	0.00	0.00	0.00	0.00	0.00	0.00
05.030 All Other Financing Uses	0.00	0.00	0.00	0.00	0.00	0.00
05.040 Total Other Financing Uses	0.00	0.00	0.00	0.00	0.00	0.00
05.050 Total Expenditure and Other Financing Uses	2,289,408.00	2,493,637.37	204,229.37	6,634,833.00	7,077,140.98	442,307.98
06.010 Excess Rev & Oth Financing Sources over(under) Exp & Oth F	(547,274.00)	(1,498,956.86)	(951,682.86)	2,046,028.00	713,268.32	(1,332,759.68)
07.010 Cash Balance-July1 -Excluding Proposed Renew/Replace & New	0.00	11,158,915.81	11,158,915.81	8,946,690.63	8,946,690.63	0.00
07.020 Cash Balance June 30	(547,274.00)	9,659,958.95	10,207,232.95	10,992,718.63	9,659,958.95	(1,332,759.68)
08.010 Estimated Encumbrances June 30	(200,000.00)	3,156,842.53	3,356,842.53	2,500,000.00	3,156,842.53	656,842.53

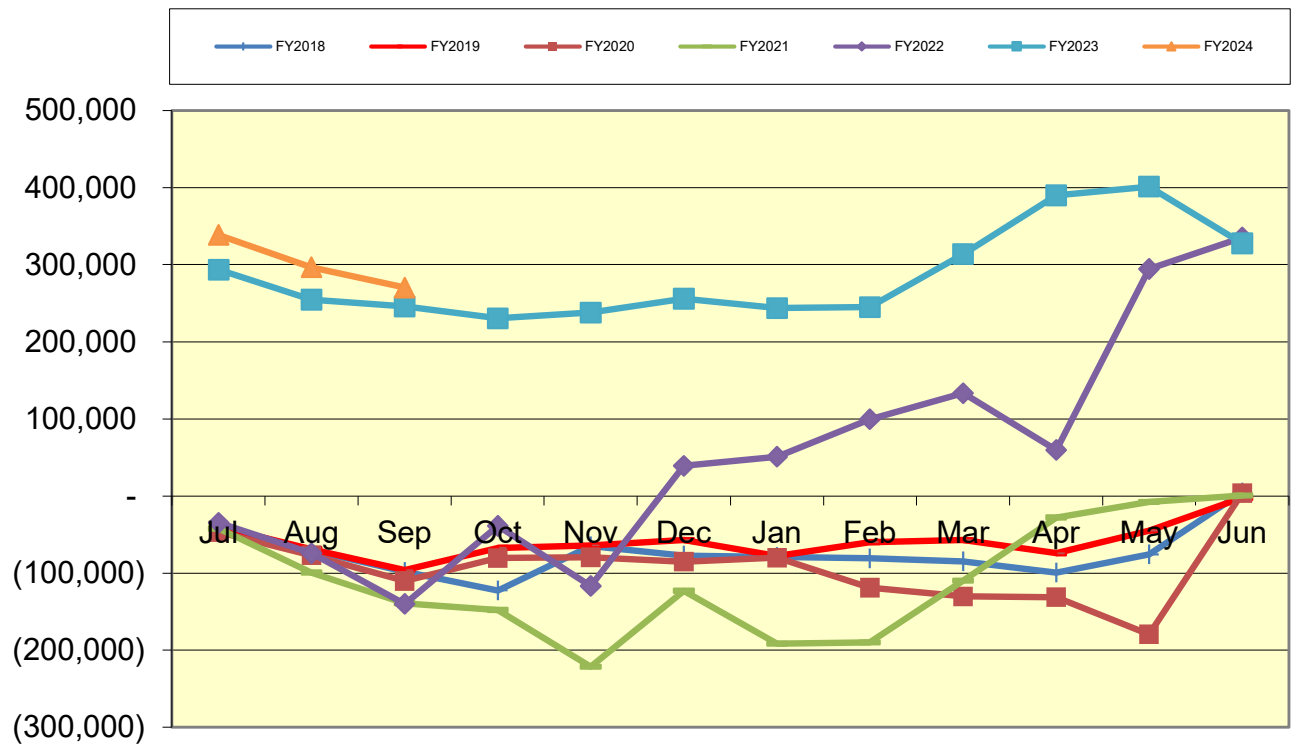
**LEXINGTON LOCAL SCHOOL DISTRICT  
GENERAL FUND ONLY 2023-2024  
SUMMARY OF RECEIPTS AND EXPENDITURES - FIVE YEAR FORECAST FORMAT**

LINE 7.010	BEGINNING CASH BALANCE		\$ 8,946,691		
	9/30/2023	FISCAL YEAR TO DATE Estimate	FISCAL YEAR TO DATE Actual	VARIANCE Estimate vs. Actual	PERCENT of VARIANCE
<b>REVENUES</b>					
LINE 1.010	Real Estate Tax	\$ 4,850,000	\$ 4,576,442	(\$273,558)	-5.64%
LINE 1.020	Personal Property Tax	\$ 467,000	\$ 440,840	(\$26,160)	-5.60%
LINE 1.030	Income Tax	\$ -	\$ -	\$0	
LINE 1.035	State Funding	\$ 2,222,799	\$ 2,250,693	\$27,894	1.25%
LINE 1.040	Career Tech / Economic Disadv.	\$ 121,856	\$ 119,179	(\$2,677)	-2.20%
LINE 1.050	Property Tax Allocation	\$ 882,367	\$ 52,740	(\$829,627)	-94.02%
LINE 1.060	Other Operating Revenue	\$ 122,037	\$ 341,550	\$219,513	179.87%
LINE 1.070	TOTAL REVENUE	\$ 8,666,059	\$ 7,781,444	(\$884,615)	-10.21%
LINE 2.01	Proceeds from Notes	\$ -	\$ -	\$0	
LINE 2.04	Transfers In	\$ -	\$ -	\$0	
LINE 2.050	Advances In	\$ -	\$ -	\$0	#DIV/0!
LINE 2.060	Other Financing Sources	\$ 14,802	\$ 8,965	(\$5,837)	-39.43%
LINE 2.070	TOTAL OTHER SOURCES	\$ 14,802	\$ 8,965	(\$5,837)	-39.43%
<b>LINE 2.080</b>	<b>TOTAL REVENUES &amp; Sources</b>	<b>\$ 8,680,861</b>	<b>\$ 7,790,409</b>	<b>(\$890,452)</b>	<b>-10.26%</b>
<b>EXPENSES</b>					
LINE 3.010	Salaries	\$ 3,700,000	\$ 3,947,733	(\$247,733)	-6.70%
LINE 3.020	Retirement and Benefits	\$ 1,805,000	\$ 1,897,589	(\$92,589)	-5.13%
LINE 3.030	Purchased Services	\$ 558,348	\$ 670,225	(\$111,877)	-20.04%
LINE 3.040	Supplies and Materials	\$ 411,986	\$ 420,817	(\$8,831)	-2.14%
LINE 3.050	Capital Outlay and Equipment	\$ 22,101	\$ 15,443	\$6,658	30.13%
LINE 3.06	INTERGOVERNMENTAL	\$ -	\$ -	\$0	
LINE 4.020	DEBT SERVICE - Notes	\$ -	\$ -	\$0	
LINE 4.060	DEBT SERVICE - Interest charges	\$ -	\$ -	\$0	
LINE 4.300	Other Objects	\$ 137,398	\$ 125,334	\$12,064	8.78%
LINE 4.500	TOTAL EXPENDITURES	\$ 6,634,833	\$ 7,077,141	(\$442,308)	-6.67%
LINE 5.00	TRANSFERS OUT	\$ -	\$ -	\$0	
LINE 5.02	ADVANCES OUT	\$ -	\$ -	\$0	
LINE 5.03	ALL OTHER USES	\$ -	\$ -	\$0	
LINE 5.040	TOTAL OTHER USES	\$ -	\$ -	\$0	
<b>LINE 5.050</b>	<b>TOTAL EXPENDITURES &amp; USES</b>	<b>\$ 6,634,833</b>	<b>\$ 7,077,141</b>	<b>(\$442,308)</b>	<b>-6.67%</b>
		Estimate	Actual	Variance	
<b>LINE 6.010</b>	<b>REVENUES OVER EXPENSES</b>	<b>\$ 2,046,028</b>	<b>\$ 713,268</b>	<b>(\$1,332,760)</b>	
<b>LINE 7.020</b>	<b>ENDING CASH BALANCE</b>	<b>\$ 10,992,719</b>	<b>\$ 9,659,959</b>	<b>(\$1,332,760)</b>	
	Less Reserves	\$ (87,929)	\$ (87,929)	\$ -	
LINE 8.010	Less Outstanding Encumbrances	\$ (2,500,000)	\$ (3,156,843)	\$ (656,843)	26.27%
<b>LINE 15.010</b>	<b>Unreserved Fund Balance</b>	<b>\$ 8,404,790</b>	<b>\$ 6,415,187</b>	<b>(\$1,989,603)</b>	<b>-23.67%</b>
	Salaries/Benefits as % of Revenue	Estimate 63.5%	Actual 75.1%	Benchmark Yr. End 80.1% or below	
	<b>True Days Cash - Calendar Days on which can operate</b>	117	83	90 or above optimal	

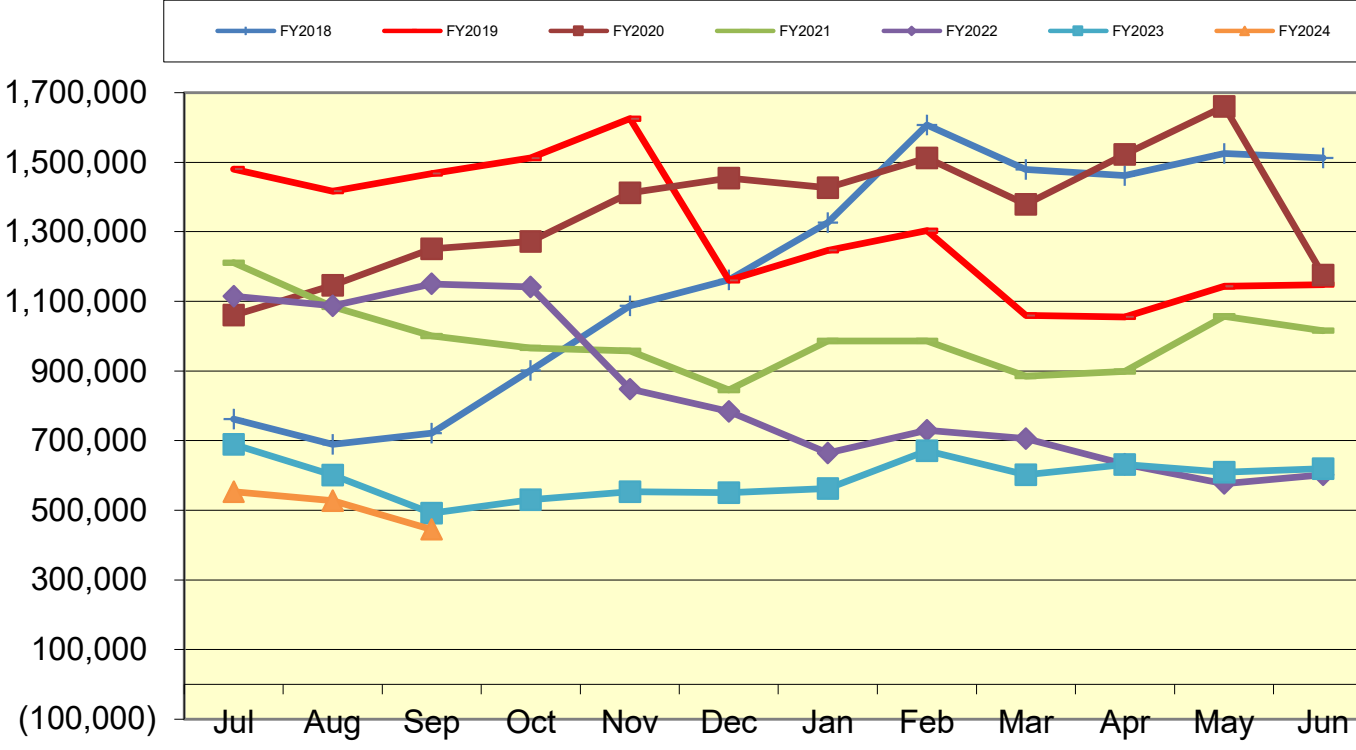
### Lexington Local Schools General Fund Cash Balance



### Lexington Local Schools Food Service Fund Cash Balance



### Lexington Local Schools Employee Benefits Fund Cash Balance



**Lexington Local Schools**

**Permanent Improvement Fund  
9/30/2023**

	Budgeted Amount	Actual Fiscal Year Expended	Current Encumbrances	Expenses / Encumbrances Over/Under Estimate	Remaining Estimated PI Project Costs
<b>Instruction and Administration</b>					
Western Elementary Equipment/Materials	\$ 17,549.64	\$ 13,559.62	\$ 3,990.02	\$0.00	\$0.00
Eastern Elementary Equipment/Materials	\$ -	\$ -	\$ -	\$0.00	\$0.00
Central Elementary Equipment/Materials	\$ 7,609.19	\$ 2,429.70	\$ 3,493.34	\$1,686.15	\$1,686.15
Central Music Equipment	\$ 1,485.99	\$ 1,686.15	\$ -	(\$200.16)	(\$200.16)
Preschool Equipment/Materials	\$ 5,624.75	\$ 2,522.40	\$ 3,102.35	\$0.00	\$0.00
<b>Maintenance/Security</b>					
Central Wheel Chair Lift	\$ 27,500.00	\$ 27,500.00	\$ -	\$0.00	\$0.00
Parking Lots Repaving	\$ 104,507.00	\$ 104,507.00	\$ -	\$0.00	\$0.00
Entrance Bollards	\$ 8,940.00	\$ -	\$ 8,940.00	\$0.00	\$0.00
New Maintenance Building	\$ 5,000.00	\$ 5,000.00	\$ -	\$0.00	\$0.00
<b>Transportation</b>					
New buses	\$ 252,144.00	\$ -	\$ 252,144.00	\$0.00	\$0.00
New fuel tank	\$ 26,757.00	\$ 26,757.00	\$ -	\$0.00	\$0.00
<b>Technology</b>					
Computers, servers, tech equip., etc.	\$ 185,000.00	\$ 112,253.20	\$ 72,934.27	(\$187.47)	(\$187.47)
<b>Food Service</b>					
Food Service Equipment	\$ -	\$ -	\$ -	\$0.00	\$0.00
<b>Athletics and Student Activities</b>					
HS Athletics Tennis Court Repair	\$ 72,060.00	\$ 72,060.00	\$ -	\$0.00	\$0.00
HS Athletics Equipment	\$ -	\$ -	\$ -	\$0.00	\$0.00
<b>Fees</b>					
Tax Collection Fees	\$ 14,500.00	\$ 4,992.10	\$ -	\$9,507.90	\$9,507.90
<b>Totals</b>					
<b>Totals</b>	\$ 728,677.57	\$ 373,267.17	\$ 344,603.98	\$10,806.42	\$10,806.42
<b>Total Budgeted</b>	\$ 728,677.57				
Actual Cash Balance 7/1/23	\$ 32,156.92				
Revenues FY24 - Taxes from levy	\$ 269,117.64				
Expenditures FY24	\$ (373,267.17)				
Current Cash Balance	(\$71,992.61)				
Current Encumbrances	\$ (344,603.98)				
<b>Available Balance</b>	<b>(\$416,596.59)</b>				
Remaining Estimated Revenues FY24 - Taxes from levy	\$ 480,882.36				
Less: Remaining Estimated PI Project Costs	(\$10,806.42)				
<b>6/30/24 Estimated Unencumbered Carryover</b>	<b>\$ 53,479.35</b>				

Lexington Local Schools

**Food Service Fund 2023-24 vs. 2022-2023 vs. 2021-2022**

							Beginning Balance 7/1/23	\$ 327,645
<b>2023-2024 Through 9/30/23</b>								
<i>Revenues</i>	District-Wide	HS/JH	Junior High	Eastern	Central	Western	<b>Total</b>	
Student Type A, Ezpay, Misc	\$ -	\$ 31,186	\$ -	\$ 12,442	\$ 11,149	\$ 10,407	\$ 65,184	
Student Break, Milk & A La Carte	\$ -	\$ 15,357	\$ -	\$ 1,280	\$ 678	\$ 476	\$ 17,791	
Adult & Misc revenues	\$ 6,553	\$ 969	\$ -	\$ 123	\$ 128	\$ 12	\$ 7,785	
State Reimb	\$ -	\$ -	\$ -	\$ -	\$ -	\$ -	\$ -	
Federal Reimb	\$ -	\$ 24,715	\$ -	\$ 13,775	\$ 11,490	\$ 7,013	\$ 56,993	
Transfer In	\$ -	\$ -	\$ -	\$ -	\$ -	\$ -	\$ -	
<b>Total Revenues</b>	<b>\$ 6,553</b>	<b>\$ 72,227</b>	<b>\$ -</b>	<b>\$ 27,620</b>	<b>\$ 23,445</b>	<b>\$ 17,908</b>	<b>\$ 147,753</b>	
<i>Expenses</i>								
Wages	\$ 13,670	\$ 38,305	\$ -	\$ 31,613	\$ 9,419	\$ 10,480	\$ 103,487	
Severance	\$ -	\$ 5,137	\$ -	\$ -	\$ 684	\$ -	\$ 5,821	
Retirement	\$ 3,391	\$ 11,986	\$ -	\$ 6,437	\$ 2,257	\$ 2,321	\$ 26,392	
Medical	\$ 2,783	\$ 18,255	\$ -	\$ -	\$ 5,669	\$ 5,034	\$ 31,741	
Life, Dent, MC, WC	\$ 344	\$ 1,390	\$ -	\$ 1,183	\$ 361	\$ 311	\$ 3,589	
Purch Serv, Repairs, Phone, Post	\$ 1,592	\$ 360	\$ -	\$ -	\$ 385	\$ 335	\$ 2,672	
Supplies	\$ 740	\$ -	\$ -	\$ -	\$ -	\$ -	\$ 740	
Food Costs	\$ -	\$ 15,507	\$ -	\$ 10,342	\$ 3,323	\$ 1,206	\$ 30,378	
Equipment	\$ -	\$ -	\$ -	\$ -	\$ -	\$ -	\$ -	
Other Costs	\$ -	\$ -	\$ -	\$ -	\$ -	\$ -	\$ -	
<b>Total Expenses</b>	<b>\$ 22,520</b>	<b>\$ 90,940</b>	<b>\$ -</b>	<b>\$ 49,575</b>	<b>\$ 22,098</b>	<b>\$ 19,687</b>	<b>\$ 204,820</b>	
<b>Net Gain (Loss)</b>	<b>\$ (15,967)</b>	<b>\$ (18,713)</b>	<b>\$ -</b>	<b>\$ (21,955)</b>	<b>\$ 1,347</b>	<b>\$ (1,779)</b>	<b>\$ (57,067)</b>	
							<b>Ending Cash Balance 9/30/23</b>	<b>\$ 270,578</b>

							Beginning Balance 7/1/22	\$ 335,154
<b>2022-2023 Through 9/30/22</b>								
<i>Revenues</i>	District-Wide	HS/JH	Junior High	Eastern	Central	Western	<b>Total</b>	
Student Type A, Ezpay, Misc	\$ -	\$ 28,091	\$ -	\$ 9,245	\$ 7,715	\$ 6,786	\$ 51,837	
Student Break, Milk & A La Carte	\$ -	\$ 6,621	\$ -	\$ 522	\$ 453	\$ 293	\$ 7,889	
Adult & Misc revenues	\$ 5,382	\$ 585	\$ -	\$ 89	\$ 8	\$ 2	\$ 6,066	
State Reimb	\$ -	\$ -	\$ -	\$ -	\$ -	\$ -	\$ -	
Federal Reimb	\$ -	\$ -	\$ -	\$ -	\$ -	\$ -	\$ -	
Transfer In	\$ -	\$ -	\$ -	\$ -	\$ -	\$ -	\$ -	
<b>Total Revenues</b>	<b>\$ 5,382</b>	<b>\$ 35,297</b>	<b>\$ -</b>	<b>\$ 9,856</b>	<b>\$ 8,176</b>	<b>\$ 7,081</b>	<b>\$ 65,792</b>	
<i>Expenses</i>								
Wages	\$ 13,120	\$ 41,210	\$ -	\$ 8,935	\$ 8,260	\$ 9,393	\$ 80,918	
Severance	\$ -	\$ -	\$ -	\$ -	\$ -	\$ -	\$ -	
Retirement	\$ 3,259	\$ 10,670	\$ -	\$ 1,251	\$ 3,880	\$ 2,822	\$ 21,882	
Medical	\$ 2,530	\$ 14,761	\$ -	\$ 4,576	\$ 2,103	\$ 4,576	\$ 28,546	
Life, Dent, MC, WC	\$ 330	\$ 1,288	\$ -	\$ 243	\$ 387	\$ 247	\$ 2,495	
Purch Serv, Repairs, Phone, Post	\$ 147	\$ -	\$ -	\$ -	\$ -	\$ -	\$ 147	
Supplies	\$ 891	\$ -	\$ -	\$ -	\$ -	\$ -	\$ 891	
Food Costs	\$ -	\$ 9,861	\$ -	\$ 5,252	\$ 3,015	\$ 2,002	\$ 20,130	
Equipment	\$ -	\$ -	\$ -	\$ -	\$ -	\$ -	\$ -	
Other Costs	\$ -	\$ -	\$ -	\$ -	\$ -	\$ -	\$ -	
<b>Total Expenses</b>	<b>\$ 20,277</b>	<b>\$ 77,790</b>	<b>\$ -</b>	<b>\$ 20,257</b>	<b>\$ 17,645</b>	<b>\$ 19,040</b>	<b>\$ 155,009</b>	
<b>Net Gain (Loss)</b>	<b>\$ (14,895)</b>	<b>\$ (42,493)</b>	<b>\$ -</b>	<b>\$ (10,401)</b>	<b>\$ (9,469)</b>	<b>\$ (11,959)</b>	<b>\$ (89,217)</b>	
							<b>Ending Cash Balance 9/30/22</b>	<b>\$ 245,937</b>

							Beginning Balance 7/1/21	\$ 808
<b>2020-2021 Through 9/30/21</b>								
<i>Revenues</i>	District-Wide	High School	Junior High	Eastern	Central	Western	<b>Total</b>	
Student Type A, Ezpay, Misc	\$ -	\$ 1,058	\$ 229	\$ 604	\$ 899	\$ 206	\$ 2,996	
Student Break, Milk & A La Carte	\$ -	\$ 2,764	\$ 950	\$ 186	\$ (10)	\$ 55	\$ 3,945	
Adult & Misc revenues	\$ 655	\$ 371	\$ 125	\$ 105	\$ 77	\$ -	\$ 1,333	
State Reimb	\$ -	\$ -	\$ -	\$ -	\$ -	\$ -	\$ -	
Federal Reimb	\$ -	\$ -	\$ -	\$ 4,128	\$ 4,128	\$ 4,128	\$ 12,384	
Transfer In	\$ -	\$ -	\$ -	\$ -	\$ -	\$ -	\$ -	
<b>Total Revenues</b>	<b>\$ 655</b>	<b>\$ 4,193</b>	<b>\$ 1,304</b>	<b>\$ 5,023</b>	<b>\$ 5,094</b>	<b>\$ 4,389</b>	<b>\$ 20,658</b>	
<i>Expenses</i>								
Wages	\$ 12,744	\$ 23,068	\$ 8,608	\$ 7,672	\$ 7,145	\$ 7,460	\$ 66,697	
Severance	\$ -	\$ -	\$ -	\$ -	\$ -	\$ -	\$ -	
Retirement	\$ 3,058	\$ 6,670	\$ 2,727	\$ 4,254	\$ 2,164	\$ 2,353	\$ 21,226	
Medical	\$ 5,384	\$ 13,087	\$ 2,060	\$ 7,485	\$ 2,060	\$ 1,481	\$ 31,557	
Life, Dent, MC, WC	\$ 352	\$ 801	\$ 446	\$ 313	\$ 283	\$ 136	\$ 2,331	
Purch Serv, Repairs, Phone, Post	\$ 1,534	\$ 1,018	\$ 315	\$ 300	\$ 300	\$ 1,739	\$ 5,206	
Supplies	\$ 1,193	\$ -	\$ -	\$ -	\$ -	\$ -	\$ 1,193	
Food Costs	\$ -	\$ 10,461	\$ 5,108	\$ 11,915	\$ 3,104	\$ 2,703	\$ 33,291	
Equipment	\$ -	\$ -	\$ -	\$ -	\$ -	\$ -	\$ -	
Other Costs	\$ -	\$ -	\$ -	\$ -	\$ -	\$ -	\$ -	
<b>Total Expenses</b>	<b>\$ 24,265</b>	<b>\$ 55,105</b>	<b>\$ 19,264</b>	<b>\$ 31,939</b>	<b>\$ 15,056</b>	<b>\$ 15,872</b>	<b>\$ 161,501</b>	
<b>Net Gain (Loss)</b>	<b>\$ (23,610)</b>	<b>\$ (50,912)</b>	<b>\$ (17,960)</b>	<b>\$ (26,916)</b>	<b>\$ (9,962)</b>	<b>\$ (11,483)</b>	<b>\$ (140,843)</b>	
							<b>Ending Cash Balance 9/30/21</b>	<b>\$ (140,035)</b>



Start Date: 9/1/2023

End Date: 9/30/2023

## LEXINGTON LOCAL SCHOOLS

### Disbursement Summary Report

Reference Number	Check Number	Type	Date	Name	Vendor #	Status	Reconcile Date	Void Date	Amount
43919	96033	ACCOUNTS_P AYABLE	9/5/2023	AMAZON CAPITAL SERVICES	13575	RECONCILED	9/12/2023		\$ 5,769.50
43922	96034	ACCOUNTS_P AYABLE	9/5/2023	CHARLES RITTER CO.	907	RECONCILED	9/11/2023		273.28
43927	96035	ACCOUNTS_P AYABLE	9/5/2023	CULLIGAN QUALITY WATER	610	RECONCILED	9/12/2023		37.00
43926	96036	ACCOUNTS_P AYABLE	9/5/2023	ENOME, INC.	13947	RECONCILED	9/13/2023		20,349.00
43920	96037	ACCOUNTS_P AYABLE	9/5/2023	MID-OHIO AUTO REPAIR	8414	RECONCILED	9/11/2023		1,305.43
43925	96038	ACCOUNTS_P AYABLE	9/5/2023	PALADIN PROTECTIVE SYSTEMS, INC	13857	RECONCILED	9/14/2023		7,396.80
43923	96039	ACCOUNTS_P AYABLE	9/5/2023	SCHOLASTIC INC.	7518	RECONCILED	9/14/2023		10,045.73
43921	96040	ACCOUNTS_P AYABLE	9/5/2023	USI, INC.	3933	RECONCILED	9/12/2023		489.87
43924	96041	ACCOUNTS_P AYABLE	9/5/2023	WILSON LANGUAGE TRAINING CORP.	8967	OUTSTANDIN G			1,662.12
43939	96042	ACCOUNTS_P AYABLE	9/7/2023	AMAZON CAPITAL SERVICES	13575	RECONCILED	9/19/2023		1,292.40
43954	96043	ACCOUNTS_P AYABLE	9/7/2023	AMERICAN EXPRESS	10314	RECONCILED	9/12/2023		929.43
43950	96044	ACCOUNTS_P AYABLE	9/7/2023	ANDY J. LITTLE	7196	RECONCILED	9/13/2023		140.00
43952	96045	ACCOUNTS_P AYABLE	9/7/2023	ASHLAND CITY SCHOOLS	9389	RECONCILED	9/15/2023		275.00
43943	96046	ACCOUNTS_P AYABLE	9/7/2023	AWARDSMIT H	1370	RECONCILED	9/26/2023		542.00
43949	96047	ACCOUNTS_P AYABLE	9/7/2023	BIO CORPORATIO N	7345	RECONCILED	9/19/2023		533.71
43932	96048	ACCOUNTS_P AYABLE	9/7/2023	CAPITAL ONE	3469	RECONCILED	9/15/2023		885.35
43957	96049	ACCOUNTS_P AYABLE	9/7/2023	CAROLINA BIOLOGICAL SUPPLY CO.	171	RECONCILED	9/14/2023		194.23
43944	96050	ACCOUNTS_P AYABLE	9/7/2023	CHRISTOPHE R GLENNON	13459	RECONCILED	9/18/2023		140.00
43959	96051	ACCOUNTS_P AYABLE	9/7/2023	CLEAR FORK VALLEY (ATH)	11033	RECONCILED	9/13/2023		250.00
43933	96052	ACCOUNTS_P AYABLE	9/7/2023	COLE DISTRIBUTIN G	9752	RECONCILED	9/13/2023		335.79
43962	96053	ACCOUNTS_P AYABLE	9/7/2023	COLONIAL GOLFERS CLUB	13434	RECONCILED	9/20/2023		175.00
43961	96054	ACCOUNTS_P AYABLE	9/7/2023	COLUMBUS PRO PERCUSSION ,INC.	8916	RECONCILED	9/26/2023		180.85
43935	96055	ACCOUNTS_P AYABLE	9/7/2023	DENISE BENSON	7573	RECONCILED	9/15/2023		1,116.63
43936	96056	ACCOUNTS_P AYABLE	9/7/2023	EMD MILLIPORE CORP	13370	RECONCILED	9/18/2023		352.68
43960	96057	ACCOUNTS_P	9/7/2023	GALION	11034	RECONCILED	9/18/2023		250.00

Start Date: 9/1/2023

End Date: 9/30/2023

## LEXINGTON LOCAL SCHOOLS

### Disbursement Summary Report

Reference Number	Check Number	Type	Date	Name	Vendor #	Status	Reconcile Date	Void Date	Amount
		AYABLE		HIGH SCHOOL					
43928	96058	ACCOUNTS_P AYABLE	9/7/2023	GAME ONE	11017	RECONCILED	9/14/2023		\$ 10,872.63
43965	96059	ACCOUNTS_P AYABLE	9/7/2023	GIONINO'S PIZZERIA	9153	RECONCILED	9/18/2023		127.29
43966	96060	ACCOUNTS_P AYABLE	9/7/2023	HEATHER REMY	8906	RECONCILED	9/14/2023		150.00
43971	96061	ACCOUNTS_P AYABLE	9/7/2023	JAMES HAYES	13087	RECONCILED	9/8/2023		970.35
43955	96062	ACCOUNTS_P AYABLE	9/7/2023	JOE PETERS	13478	RECONCILED	9/15/2023		140.00
43958	96063	ACCOUNTS_P AYABLE	9/7/2023	LESCH BATTERY & POWER	9943	RECONCILED	9/15/2023		1,188.00
43947	96064	ACCOUNTS_P AYABLE	9/7/2023	LOWE'S	5906	RECONCILED	9/18/2023		610.67
43969	96065	ACCOUNTS_P AYABLE	9/7/2023	M.T. SERVICE INC	13836	RECONCILED	9/15/2023		1,351.70
43929	96066	ACCOUNTS_P AYABLE	9/7/2023	MID-OHIO ED. SERVICE CENTER	69	RECONCILED	9/13/2023		2,683.75
43938	96067	ACCOUNTS_P AYABLE	9/7/2023	MVD SPORTS	6482	RECONCILED	9/19/2023		978.00
43972	96068	ACCOUNTS_P AYABLE	9/7/2023	OHIO HEALTH CONSORTIU M	10192	RECONCILED	9/13/2023		55.00
43956	96069	ACCOUNTS_P AYABLE	9/7/2023	OHSBCA	11024	VOID		9/25/2023	10.00
43964	96070	ACCOUNTS_P AYABLE	9/7/2023	PAULA SMITH	13189	OUTSTANDIN G			165.00
43941	96071	ACCOUNTS_P AYABLE	9/7/2023	PIONEER CAREER & TECHNOLOG Y CENTER	6280	RECONCILED	9/14/2023		195.00
43976	96072	ACCOUNTS_P AYABLE	9/7/2023	POST MASTER	918	RECONCILED	9/26/2023		310.00
43948	96073	ACCOUNTS_P AYABLE	9/7/2023	SAM'S CLUB DIRECT	5566	RECONCILED	9/19/2023		1,379.61
43967	96074	ACCOUNTS_P AYABLE	9/7/2023	SAVVAS LEARING COMPANY LLC	13766	RECONCILED	9/14/2023		2,728.44
43934	96075	ACCOUNTS_P AYABLE	9/7/2023	SCHOOL SPECIALTY	6538	RECONCILED	9/19/2023		525.54
43970	96076	ACCOUNTS_P AYABLE	9/7/2023	SENECA EAST	11848	RECONCILED	9/26/2023		100.00
43975	96077	ACCOUNTS_P AYABLE	9/7/2023	SEVERNS, LYDIA	13941	RECONCILED	9/13/2023		1,200.00
43945	96078	ACCOUNTS_P AYABLE	9/7/2023	SOUTHPAW ENTERPRISE S	3800	RECONCILED	9/14/2023		419.00
43953	96079	ACCOUNTS_P AYABLE	9/7/2023	STAPLES, INC	13995	RECONCILED	9/18/2023		5,759.52
43937	96080	ACCOUNTS_P AYABLE	9/7/2023	STEPHEN F DOMKA	10173	RECONCILED	9/19/2023		217.68
43974	96081	ACCOUNTS_P AYABLE	9/7/2023	THE WOODS AT POSSUM RUN	13677	OUTSTANDIN G			1,029.00
43931	96082	ACCOUNTS_P AYABLE	9/7/2023	THOMAS BALLINGER	14005	RECONCILED	9/19/2023		10.00
43968	96083	ACCOUNTS_P AYABLE	9/7/2023	TIFFIN COLUMBIAN HIGH SCHOOL	8087	RECONCILED	9/15/2023		250.00

Start Date: 9/1/2023

End Date: 9/30/2023

## LEXINGTON LOCAL SCHOOLS

### Disbursement Summary Report

Reference Number	Check Number	Type	Date	Name	Vendor #	Status	Reconcile Date	Void Date	Amount
43942	96084	ACCOUNTS_P AYABLE	9/7/2023	TREASURER, STATE OF OHIO	773	RECONCILED	9/28/2023		\$ 273.00
43973	96085	ACCOUNTS_P AYABLE	9/7/2023	TREASURER, STATE OF OHIO	6516	RECONCILED	9/28/2023		330.25
43946	96086	ACCOUNTS_P AYABLE	9/7/2023	TRUENORTH FIRE PROTECTION	13812	RECONCILED	9/18/2023		8,966.70
43963	96087	ACCOUNTS_P AYABLE	9/7/2023	VARSITY SPIRIT FASHIONS	1441	OUTSTANDIN G			1,857.35
43930	96088	ACCOUNTS_P AYABLE	9/7/2023	WAYNE'S COUNTRY MARKET	6368	RECONCILED	9/19/2023		61.20
43940	96089	ACCOUNTS_P AYABLE	9/7/2023	WILSON LANGUAGE TRAINING CORP.	8967	RECONCILED	9/18/2023		17,650.62
43951	96090	ACCOUNTS_P AYABLE	9/7/2023	WOOSTER HIGH SCHOOL	11050	RECONCILED	9/18/2023		250.00
43982	96091	ACCOUNTS_P AYABLE	9/12/2023	ALFRED NICKLES BAKERY	613	RECONCILED	9/18/2023		801.17
44018	96092	ACCOUNTS_P AYABLE	9/12/2023	AMANDA BADERTSCH ER	13224	RECONCILED	9/29/2023		50.00
43977	96093	ACCOUNTS_P AYABLE	9/12/2023	AMAZON CAPITAL SERVICES	13575	RECONCILED	9/21/2023		4,237.22
44006	96094	ACCOUNTS_P AYABLE	9/12/2023	ARMSTRONG TOOL & SUPPLY	7211	RECONCILED	9/18/2023		6,779.07
43999	96095	ACCOUNTS_P AYABLE	9/12/2023	BLICK ART MATERIALS	153	RECONCILED	9/18/2023		8,970.60
44017	96096	ACCOUNTS_P AYABLE	9/12/2023	CAROLINA BIOLOGICAL SUPPLY CO.	171	RECONCILED	9/18/2023		791.24
43986	96097	ACCOUNTS_P AYABLE	9/12/2023	CHRISTOPHE R GLENNON	13459	RECONCILED	9/18/2023		140.00
43985	96098	ACCOUNTS_P AYABLE	9/12/2023	COLE DISTRIBUTIN G	9752	RECONCILED	9/15/2023		8,706.63
43995	96099	ACCOUNTS_P AYABLE	9/12/2023	COMDOC INC	13671	RECONCILED	9/19/2023		83.42
43981	96100	ACCOUNTS_P AYABLE	9/12/2023	CULLIGAN QUALITY WATER	610	RECONCILED	9/19/2023		216.00
43994	96101	ACCOUNTS_P AYABLE	9/12/2023	FLINN SCIENTIFIC	5830	RECONCILED	9/18/2023		4,215.12
44004	96102	ACCOUNTS_P AYABLE	9/12/2023	GALION COMMUNITY HOSPITAL	12104	RECONCILED	9/18/2023		390.00
44011	96103	ACCOUNTS_P AYABLE	9/12/2023	GIONINO'S PIZZERIA	9153	RECONCILED	9/18/2023		366.00
43998	96104	ACCOUNTS_P AYABLE	9/12/2023	HILTON POLARIS	13842	RECONCILED	9/19/2023		340.00
43984	96105	ACCOUNTS_P AYABLE	9/12/2023	JACOB BROWN	13958	RECONCILED	9/18/2023		1,200.00
44000	96106	ACCOUNTS_P AYABLE	9/12/2023	JAMES HAYES	13087	RECONCILED	9/14/2023		776.28
44001	96107	ACCOUNTS_P AYABLE	9/12/2023	LAKESHORE LEARNING MATERIALS	2609	RECONCILED	9/18/2023		1,490.33
44002	96108	ACCOUNTS_P AYABLE	9/12/2023	LOUIS	6176	RECONCILED	9/15/2023		140.00

Start Date: 9/1/2023

End Date: 9/30/2023

## LEXINGTON LOCAL SCHOOLS

### Disbursement Summary Report

Reference Number	Check Number	Type	Date	Name	Vendor #	Status	Reconcile Date	Void Date	Amount
44012	96109	AYABLE ACCOUNTS_P AYABLE	9/12/2023	MICHAEL TOMMELLEO MID-OHIO ED. SERVICE CENTER	69	RECONCILED	9/18/2023		\$ 71.25
44005	96110	AYABLE ACCOUNTS_P AYABLE	9/12/2023	MONROEVIL LE FREIGHTLIN ER, INC	13474	RECONCILED	9/19/2023		1,848.52
43991	96111	AYABLE ACCOUNTS_P AYABLE	9/12/2023	MUSKINGUM UNIVERSITY	11679	RECONCILED	9/20/2023		480.00
43978	96112	AYABLE ACCOUNTS_P AYABLE	9/12/2023	NAPA	13723	RECONCILED	9/18/2023		2,216.40
43989	96113	AYABLE ACCOUNTS_P AYABLE	9/12/2023	NEUNDORF, CHERYL	14008	RECONCILED	9/19/2023		628.80
43996	96114	AYABLE ACCOUNTS_P AYABLE	9/12/2023	NOAH ECKSTEIN	14009	RECONCILED	9/21/2023		118.77
43990	96115	AYABLE ACCOUNTS_P AYABLE	9/12/2023	NOVA LUNA EDUC & CONSULTIN G	11942	RECONCILED	9/18/2023		675.00
43983	96116	AYABLE ACCOUNTS_P AYABLE	9/12/2023	O.E. MEYER COMPANY	10829	RECONCILED	9/26/2023		774.99
44016	96117	AYABLE ACCOUNTS_P AYABLE	9/12/2023	QUENCH USA INC	9919	RECONCILED	9/18/2023		51.80
43993	96118	AYABLE ACCOUNTS_P AYABLE	9/12/2023	REBECCA BIGLEY	6615	RECONCILED	9/15/2023		1,200.00
43988	96119	AYABLE ACCOUNTS_P AYABLE	9/12/2023	ROCHESTER 100 INC.	8627	RECONCILED	9/26/2023		62.50
44013	96120	AYABLE ACCOUNTS_P AYABLE	9/12/2023	RYAN BASTIAN	13780	RECONCILED	9/21/2023		675.00
44007	96121	AYABLE ACCOUNTS_P AYABLE	9/12/2023	SCHOOL HEALTH CORPORATIO N	7533	RECONCILED	9/20/2023		54.89
43980	96122	AYABLE ACCOUNTS_P AYABLE	9/12/2023	SCHOOL SPECIALTY	6538	RECONCILED	9/21/2023		7,956.65
44015	96123	AYABLE ACCOUNTS_P AYABLE	9/12/2023	SCOTT HAMILTON	8891	RECONCILED	9/18/2023		105.00
44003	96124	AYABLE ACCOUNTS_P AYABLE	9/12/2023	SHELBY CROSSING	13692	RECONCILED	9/27/2023		2,075.00
43987	96125	AYABLE ACCOUNTS_P AYABLE	9/12/2023	SMITHFOOD S, INC	11797	RECONCILED	9/19/2023		1,712.33
44008	96126	AYABLE ACCOUNTS_P AYABLE	9/12/2023	SPYDER SIGNS & GRAPHICS	9378	RECONCILED	9/28/2023		56.00
44014	96127	AYABLE ACCOUNTS_P AYABLE	9/12/2023	THEN DESIGN ARCHITECTU RE LTD	13501	RECONCILED	9/19/2023		11,946.00
44009	96128	AYABLE ACCOUNTS_P AYABLE	9/12/2023	TRANSPORTA TION ACCESSORIE S CO.	819	RECONCILED	9/18/2023		98.00
43979	96129	AYABLE ACCOUNTS_P AYABLE	9/12/2023	TRUCK SALES & SERVICE, INC.	8892	RECONCILED	9/19/2023		847.88
43992	96130	AYABLE ACCOUNTS_P AYABLE	9/12/2023	UPS STORE	8483	RECONCILED	9/20/2023		161.96
44010	96131	AYABLE ACCOUNTS_P AYABLE	9/12/2023	WAYSIDE PUBLISHING	13796	RECONCILED	9/20/2023		374.63
43997	96132	AYABLE ACCOUNTS_P AYABLE	9/12/2023	WILSON LANGUAGE TRAINING CORP.	8967	RECONCILED	9/28/2023		665.00

Start Date: 9/1/2023

End Date: 9/30/2023

## LEXINGTON LOCAL SCHOOLS

### Disbursement Summary Report

Reference Number	Check Number	Type	Date	Name	Vendor #	Status	Reconcile Date	Void Date	Amount
44023	96133	REFUND	9/13/2023	CRYSTAL HESS	14010	RECONCILED	9/20/2023		\$ 492.00
44024	96134	ACCOUNTS_P AYABLE	9/13/2023	MUSIC THEATRE INTERNATIONAL	9093	RECONCILED	9/21/2023		400.00
44025	96135	ACCOUNTS_P AYABLE	9/14/2023	AMAZON CAPITAL SERVICES	13575	RECONCILED	9/25/2023		2,080.78
44027	96136	ACCOUNTS_P AYABLE	9/14/2023	BIO CORPORATIO N	7345	OUTSTANDIN G			623.93
44028	96137	ACCOUNTS_P AYABLE	9/14/2023	BRIDGEWAY ACADEMY	11513	RECONCILED	9/21/2023		6,345.00
44029	96138	ACCOUNTS_P AYABLE	9/14/2023	COLE-PARMER	11362	RECONCILED	9/27/2023		325.42
44031	96139	ACCOUNTS_P AYABLE	9/14/2023	CULLIGAN QUALITY WATER	610	RECONCILED	9/19/2023		76.00
44039	96140	ACCOUNTS_P AYABLE	9/14/2023	DAHNI REYNOLDS	13829	RECONCILED	9/20/2023		3,875.00
44040	96141	ACCOUNTS_P AYABLE	9/14/2023	ELIZABETH A. RIEGEL	10733	RECONCILED	9/20/2023		250.00
44026	96142	ACCOUNTS_P AYABLE	9/14/2023	LAURIE BAZLEY	3929	OUTSTANDIN G			100.71
44030	96143	ACCOUNTS_P AYABLE	9/14/2023	MEREDITH COTTERILL	14011	RECONCILED	9/19/2023		125.00
44032	96144	ACCOUNTS_P AYABLE	9/14/2023	N2Y	8689	RECONCILED	9/19/2023		2,274.94
44037	96145	ACCOUNTS_P AYABLE	9/14/2023	NCS PEARSON, INC.	9497	RECONCILED	9/18/2023		188.80
44033	96146	ACCOUNTS_P AYABLE	9/14/2023	NORTH CENTRAL OHIO ESC	9382	RECONCILED	9/19/2023		1,240.00
44034	96147	ACCOUNTS_P AYABLE	9/14/2023	NOVA LUNA EDUC & CONSULTIN G	11942	RECONCILED	9/18/2023		432.00
44035	96148	ACCOUNTS_P AYABLE	9/14/2023	NRG BUSINESS MARKETING	11543	RECONCILED	9/20/2023		247.64
44038	96149	ACCOUNTS_P AYABLE	9/14/2023	PEPPLE & WAGGONER, LTD.	5883	OUTSTANDIN G			102.00
44041	96150	ACCOUNTS_P AYABLE	9/14/2023	THE BREWER-GARRETT CO	13529	RECONCILED	9/20/2023		15,549.00
44042	96151	ACCOUNTS_P AYABLE	9/14/2023	THE REHAB CENTER	11246	RECONCILED	9/25/2023		532.50
44036	96152	ACCOUNTS_P AYABLE	9/14/2023	TREASURER STATE OF OHIO	5996	RECONCILED	9/20/2023		762.50
44043	96153	ACCOUNTS_P AYABLE	9/14/2023	WILSON LANGUAGE TRAINING CORP.	8967	RECONCILED	9/26/2023		8,971.56
44048	96154	ACCOUNTS_P AYABLE	9/18/2023	AMAZON CAPITAL SERVICES	13575	RECONCILED	9/27/2023		4,607.33
44049	96155	ACCOUNTS_P AYABLE	9/18/2023	BIOZONE CORP	13778	RECONCILED	9/27/2023		749.25
44077	96156	ACCOUNTS_P AYABLE	9/18/2023	BRICKER GRAYDON LLP	10997	RECONCILED	9/26/2023		2,205.00
44081	96157	ACCOUNTS_P	9/18/2023	BRIDGEWAY	13818	RECONCILED	9/29/2023		1,375.00

Start Date: 9/1/2023

End Date: 9/30/2023

## LEXINGTON LOCAL SCHOOLS

### Disbursement Summary Report

Reference Number	Check Number	Type	Date	Name	Vendor #	Status	Reconcile Date	Void Date	Amount
		AYABLE		THERAPY CENTER					
44079	96158	ACCOUNTS_P AYABLE	9/18/2023	BURNING RIVER LIFTS AND	10587	RECONCILED	9/27/2023		\$ 480.00
44051	96159	ACCOUNTS_P AYABLE	9/18/2023	CARDINAL BUS SALES & SERVICE	6515	RECONCILED	9/25/2023		3,752.66
44069	96160	ACCOUNTS_P AYABLE	9/18/2023	CAROTHERS PEST CONTROL LLC	13062	RECONCILED	9/27/2023		140.00
44059	96161	ACCOUNTS_P AYABLE	9/18/2023	CHRIS' EXCAVATING	13204	RECONCILED	9/19/2023		1,000.00
44074	96162	ACCOUNTS_P AYABLE	9/18/2023	CINDY COWLES	11515	OUTSTANDIN G			10,899.20
44061	96163	ACCOUNTS_P AYABLE	9/18/2023	CORE & MAIN LP	13063	RECONCILED	9/28/2023		522.68
44062	96164	ACCOUNTS_P AYABLE	9/18/2023	CURRICULUM ASSOCIATES, INC.	20	RECONCILED	9/26/2023		375.48
44068	96165	ACCOUNTS_P AYABLE	9/18/2023	EJ THERAPY INC	13137	RECONCILED	9/25/2023		16,299.63
44067	96166	ACCOUNTS_P AYABLE	9/18/2023	EQUIPARTS	11070	RECONCILED	9/26/2023		335.46
44082	96167	ACCOUNTS_P AYABLE	9/18/2023	FACILISERV, INC.	10480	RECONCILED	9/27/2023		1,200.00
44058	96168	ACCOUNTS_P AYABLE	9/18/2023	FURBAY/MAN SFIELD ELECTRIC	8458	RECONCILED	9/25/2023		531.99
44054	96169	ACCOUNTS_P AYABLE	9/18/2023	GRAINGER	5843	RECONCILED	9/27/2023		702.66
44053	96170	ACCOUNTS_P AYABLE	9/18/2023	J & B ACCOUSTICAL	1555	RECONCILED	9/21/2023		352.06
44071	96171	ACCOUNTS_P AYABLE	9/18/2023	JONI CARROLL	14015	RECONCILED	9/21/2023		46.80
44065	96172	ACCOUNTS_P AYABLE	9/18/2023	KELL ACE HARDWARE	8329	OUTSTANDIN G			10.90
44052	96173	ACCOUNTS_P AYABLE	9/18/2023	KIMBALL MIDWEST	11066	RECONCILED	9/25/2023		283.10
44064	96174	ACCOUNTS_P AYABLE	9/18/2023	LOWE'S	5906	RECONCILED	9/27/2023		2,116.34
44045	96175	ACCOUNTS_P AYABLE	9/18/2023	MEDINA COUNTY SCHOOLS' ESC	3780	RECONCILED	9/26/2023		350.00
44055	96176	ACCOUNTS_P AYABLE	9/18/2023	MENARDS	10810	OUTSTANDIN G			1,236.64
44057	96177	ACCOUNTS_P AYABLE	9/18/2023	NATIONAL BUSINESS FURNITURE	6883	RECONCILED	9/26/2023		1,046.44
44046	96178	ACCOUNTS_P AYABLE	9/18/2023	NEOnet	13973	RECONCILED	9/25/2023		96,803.74
44080	96179	ACCOUNTS_P AYABLE	9/18/2023	PALADIN PROTECTIVE SYSTEMS, INC	13857	RECONCILED	9/21/2023		841.60
44070	96180	ACCOUNTS_P AYABLE	9/18/2023	PIONEER MANUFACTURING CO.	1020	RECONCILED	9/25/2023		2,562.68
44075	96181	ACCOUNTS_P AYABLE	9/18/2023	RESPONDUS INC	13743	OUTSTANDIN G			2,995.00
44066	96182	ACCOUNTS_P AYABLE	9/18/2023	RICHLAND SEALCOATIN	14014	OUTSTANDIN G			72,060.00

Start Date: 9/1/2023

End Date: 9/30/2023

## LEXINGTON LOCAL SCHOOLS Disbursement Summary Report

Reference Number	Check Number	Type	Date	Name	Vendor #	Status	Reconcile Date	Void Date	Amount
44056	96183	ACCOUNTS_P AYABLE	9/18/2023	G RIVER EDUCATION SERVICES INC	13290	RECONCILED	9/28/2023		\$ 34,875.00
44078	96184	ACCOUNTS_P AYABLE	9/18/2023	ROCHESTER 100 INC.	8627	OUTSTANDIN G			507.50
44047	96185	ACCOUNTS_P AYABLE	9/18/2023	RUMPKE	11508	RECONCILED	9/26/2023		1,724.70
44073	96186	ACCOUNTS_P AYABLE	9/18/2023	SCHOOL HEALTH CORPORATIO N	7533	RECONCILED	9/26/2023		4,425.00
44050	96187	ACCOUNTS_P AYABLE	9/18/2023	SCHOOL SPECIALTY	6538	RECONCILED	9/29/2023		3,911.27
44063	96188	ACCOUNTS_P AYABLE	9/18/2023	SIESEL DISTRIBUTIN G	10297	RECONCILED	9/26/2023		384.67
44072	96189	ACCOUNTS_P AYABLE	9/18/2023	THE ESKEN GROUP, LLC	13446	RECONCILED	9/25/2023		450.00
44060	96190	ACCOUNTS_P AYABLE	9/18/2023	TODD GALOWNIA	13910	RECONCILED	9/25/2023		32.20
44076	96191	ACCOUNTS_P AYABLE	9/18/2023	WALKER BROTHERS LEXINGTON, LLC	9994	OUTSTANDIN G			107.04
44044	96192	ACCOUNTS_P AYABLE	9/18/2023	WORNER ROOFING COMPANY	6035	RECONCILED	9/26/2023		421.00
44083	96193	ACCOUNTS_P AYABLE	9/18/2023	OMEA	8109	OUTSTANDIN G			325.00
44085	96194	ACCOUNTS_P AYABLE	9/18/2023	OMEA	8109	OUTSTANDIN G			325.00
44084	96195	ACCOUNTS_P AYABLE	9/18/2023	PITNEY BOWES BANK- RESERVE ACCT	13707	RECONCILED	9/27/2023		5,000.00
44091	96196	ACCOUNTS_P AYABLE	9/19/2023	AMERICAN FIDELITY ADMIN	11663	VOID		9/30/2023	1,015.00
44090	96197	ACCOUNTS_P AYABLE	9/19/2023	JALEN JONES	13518	RECONCILED	9/27/2023		500.00
44088	96198	ACCOUNTS_P AYABLE	9/19/2023	RICHLAND COUNTY AG SOCIETY	13843	RECONCILED	9/27/2023		900.00
44087	96199	ACCOUNTS_P AYABLE	9/19/2023	RINEHART- WALTERS- DANNER	10908	RECONCILED	9/21/2023		6,754.00
44089	96200	ACCOUNTS_P AYABLE	9/19/2023	SCRIPPS NATIONAL SPELLING BEE	13740	RECONCILED	9/25/2023		82.50
44100	96201	ACCOUNTS_P AYABLE	9/21/2023	AMAZON CAPITAL SERVICES	13575	OUTSTANDIN G			2,614.16
44110	96202	ACCOUNTS_P AYABLE	9/21/2023	ARMSTRONG TOOL & SUPPLY	7211	RECONCILED	9/27/2023		1,411.91
44101	96203	ACCOUNTS_P AYABLE	9/21/2023	BRIDGEWAY THERAPY CENTER	13818	RECONCILED	9/29/2023		1,985.00
44109	96204	ACCOUNTS_P AYABLE	9/21/2023	BUREAU OF EDUCATION & RESEARCH	3210	OUTSTANDIN G			279.00
44108	96205	ACCOUNTS_P	9/21/2023	JAMES	13087	RECONCILED	9/26/2023		970.35

Start Date: 9/1/2023

End Date: 9/30/2023

## LEXINGTON LOCAL SCHOOLS

### Disbursement Summary Report

Reference Number	Check Number	Type	Date	Name	Vendor #	Status	Reconcile Date	Void Date	Amount
44095	96206	AYABLE ACCOUNTS_P	9/21/2023	HAYES JENNIFER BERRY	9043	OUTSTANDIN G			\$ 59.88
44094	96207	AYABLE ACCOUNTS_P	9/21/2023	KAHL'S ELECTRIC, INC.	6637	RECONCILED	9/26/2023		1,488.48
44105	96208	AYABLE ACCOUNTS_P	9/21/2023	KRISTEN McPEEK	10355	RECONCILED	9/25/2023		79.91
44099	96209	AYABLE ACCOUNTS_P	9/21/2023	LAKESHORE LEARNING MATERIALS	2609	OUTSTANDIN G			109.20
44104	96210	AYABLE ACCOUNTS_P	9/21/2023	LEARNING WITHOUT TEARS	11658	RECONCILED	9/29/2023		3,980.40
44097	96211	AYABLE ACCOUNTS_P	9/21/2023	LIZ SAVKA	12167	RECONCILED	9/26/2023		69.91
44098	96212	AYABLE ACCOUNTS_P	9/21/2023	MANSFIELD RUBBER STAMP	821	OUTSTANDIN G			63.00
44103	96213	AYABLE ACCOUNTS_P	9/21/2023	NATIONAL BUSINESS FURNITURE	6883	RECONCILED	9/27/2023		482.00
44093	96214	AYABLE ACCOUNTS_P	9/21/2023	NEUNDORF, CHERYL	14008	RECONCILED	9/27/2023		314.40
44107	96215	AYABLE ACCOUNTS_P	9/21/2023	PHONAK, LLC	8768	RECONCILED	9/28/2023		1,595.00
44106	96216	AYABLE ACCOUNTS_P	9/21/2023	SAVVAS LEARING COMPANY LLC	13766	RECONCILED	9/28/2023		1,710.72
44096	96217	AYABLE ACCOUNTS_P	9/21/2023	STUDIES WEEKLY	9187	OUTSTANDIN G			1,919.85
44102	96218	AYABLE ACCOUNTS_P	9/21/2023	WILSON LANGUAGE TRAINING CORP.	8967	OUTSTANDIN G			1,235.00
44092	96219	REFUND	9/21/2023	STACEY COLEMAN	10015	OUTSTANDIN G			115.00
44116	96220	AYABLE ACCOUNTS_P	9/25/2023	AMAZON CAPITAL SERVICES	13575	OUTSTANDIN G			2,920.73
44117	96221	AYABLE ACCOUNTS_P	9/25/2023	AMERICAN ELECTRIC POWER	701	OUTSTANDIN G			28,605.67
44118	96222	AYABLE ACCOUNTS_P	9/25/2023	AWARDSMIT H	1370	OUTSTANDIN G			73.00
44119	96223	AYABLE ACCOUNTS_P	9/25/2023	CBIZ BENEFITS & INSURANCE	8780	OUTSTANDIN G			2,750.00
44127	96224	AYABLE ACCOUNTS_P	9/25/2023	CHERYL NEUNDORF	14008	OUTSTANDIN G			419.20
44120	96225	AYABLE ACCOUNTS_P	9/25/2023	COLUMBIA GAS	11662	OUTSTANDIN G			1,859.86
44121	96226	AYABLE ACCOUNTS_P	9/25/2023	ERIC ARMIN INC.	7611	OUTSTANDIN G			2,493.45
44122	96227	AYABLE ACCOUNTS_P	9/25/2023	GIONINO'S PIZZERIA	9153	OUTSTANDIN G			83.70
44123	96228	AYABLE ACCOUNTS_P	9/25/2023	GRAINGER	5843	OUTSTANDIN G			1,018.55
44124	96229	AYABLE ACCOUNTS_P	9/25/2023	JAMES HAYES	13087	RECONCILED	9/28/2023		776.28
44135	96230	AYABLE ACCOUNTS_P	9/25/2023	JANELLE WYANT	11426	OUTSTANDIN G			138.00
44125	96231	AYABLE ACCOUNTS_P	9/25/2023	MCGRAW- HILL EDUCATION	7666	OUTSTANDIN G			5,175.00



Start Date: 9/1/2023

End Date: 9/30/2023

## LEXINGTON LOCAL SCHOOLS Disbursement Summary Report

Reference Number	Check Number	Type	Date	Name	Vendor #	Status	Reconcile Date	Void Date	Amount
44126	96232	ACCOUNTS_P AYABLE	9/25/2023	INC MID-OHIO ED. SERVICE CENTER	69	RECONCILED	9/29/2023		\$ 6,265.00
44128	96233	ACCOUNTS_P AYABLE	9/25/2023	NOTABLE INC	13848	OUTSTANDIN G			5,508.00
44129	96234	ACCOUNTS_P AYABLE	9/25/2023	OAASFEP SPRING CONFERENC E	6451	OUTSTANDIN G			475.00
44130	96235	ACCOUNTS_P AYABLE	9/25/2023	OHIO.NET INTERNET PROVIDERS	13038	OUTSTANDIN G			450.97
44131	96236	ACCOUNTS_P AYABLE	9/25/2023	SCHOOL SPECIALTY	6538	OUTSTANDIN G			3,594.22
44132	96237	ACCOUNTS_P AYABLE	9/25/2023	STEALTH PARTNER GROUP	13604	OUTSTANDIN G			45,506.11
44134	96238	ACCOUNTS_P AYABLE	9/25/2023	VERIZON WIRELESS	7415	OUTSTANDIN G			479.92
44133	96239	ACCOUNTS_P AYABLE	9/25/2023	VICKIE STIMA	9690	OUTSTANDIN G			76.84
44136	96240	ACCOUNTS_P AYABLE	9/25/2023	XEROX CORPORATIO N	13945	OUTSTANDIN G			2,550.99
44138	96241	ACCOUNTS_P AYABLE	9/25/2023	OHSBCA	11024	OUTSTANDIN G			25.00
44140	96242	ACCOUNTS_P AYABLE	9/26/2023	GRADY ENTERPRISE S, INC.	9664	OUTSTANDIN G			1,252.01
44141	96243	ACCOUNTS_P AYABLE	9/26/2023	HEARTLAND COUNCIL OF GOVERNMEN TS	958	OUTSTANDIN G			34,158.72
44139	96244	ACCOUNTS_P AYABLE	9/26/2023	THE COLLEGE BOARD	3290	OUTSTANDIN G			400.00
44167	96245	ACCOUNTS_P AYABLE	9/27/2023	AMANDA BADERTSCH ER	13224	OUTSTANDIN G			50.00
44149	96246	ACCOUNTS_P AYABLE	9/27/2023	AMAZON CAPITAL SERVICES	13575	OUTSTANDIN G			2,056.43
44180	96247	ACCOUNTS_P AYABLE	9/27/2023	ASHLAND CITY SCHOOLS	9389	OUTSTANDIN G			300.00
44176	96248	ACCOUNTS_P AYABLE	9/27/2023	AVERY ENTERPRISE S	11381	OUTSTANDIN G			188.00
44170	96249	ACCOUNTS_P AYABLE	9/27/2023	AWARDSMIT H	1370	OUTSTANDIN G			453.20
44171	96250	ACCOUNTS_P AYABLE	9/27/2023	BUCKEYE CENTRAL H.S.	6261	OUTSTANDIN G			150.00
44150	96251	ACCOUNTS_P AYABLE	9/27/2023	CDW-G GOVERNMEN T, INC.	7886	OUTSTANDIN G			131.24
44164	96252	ACCOUNTS_P AYABLE	9/27/2023	CODY DANIEL	14017	OUTSTANDIN G			200.00
44144	96253	ACCOUNTS_P AYABLE	9/27/2023	COLE DISTRIBUTIN G	9752	OUTSTANDIN G			9,181.62
44157	96254	ACCOUNTS_P AYABLE	9/27/2023	DELL FINANCIAL SERVICES	10287	OUTSTANDIN G			3,265.03
44142	96255	ACCOUNTS_P	9/27/2023	EDISON	11032	OUTSTANDIN			600.00

Start Date: 9/1/2023

End Date: 9/30/2023

## LEXINGTON LOCAL SCHOOLS Disbursement Summary Report

Reference Number	Check Number	Type	Date	Name	Vendor #	Status	Reconcile Date	Void Date	Amount
		AYABLE		LOCAL SCHOOL DISTRICT		G			
44154	96256	ACCOUNTS_P AYABLE	9/27/2023	ELIZABETH A. RIEGEL	10733	OUTSTANDIN G			\$ 300.00
44143	96257	ACCOUNTS_P AYABLE	9/27/2023	GAME ONE	11017	OUTSTANDIN G			7,540.00
44165	96258	ACCOUNTS_P AYABLE	9/27/2023	GIONINO'S PIZZERIA	9153	OUTSTANDIN G			407.00
44152	96259	ACCOUNTS_P AYABLE	9/27/2023	GOPHER	6300	OUTSTANDIN G			223.61
44177	96260	ACCOUNTS_P AYABLE	9/27/2023	JANELLE WYANT	11426	OUTSTANDIN G			50.00
44159	96261	ACCOUNTS_P AYABLE	9/27/2023	KEITH KRUPA	14016	OUTSTANDIN G			200.00
44174	96262	ACCOUNTS_P AYABLE	9/27/2023	KIMBALL MIDWEST	11066	OUTSTANDIN G			55.53
44183	96263	ACCOUNTS_P AYABLE	9/27/2023	LEARNWELL	13768	OUTSTANDIN G			259.36
44160	96264	ACCOUNTS_P AYABLE	9/27/2023	M.T. SERVICE INC	13836	OUTSTANDIN G			752.28
44169	96265	ACCOUNTS_P AYABLE	9/27/2023	MANSFIELD SENIOR HIGH SCHOOL	9136	OUTSTANDIN G			150.00
44145	96266	ACCOUNTS_P AYABLE	9/27/2023	MICHAEL KATHREIN	8174	OUTSTANDIN G			26.00
44161	96267	ACCOUNTS_P AYABLE	9/27/2023	MID-OHIO ED. SERVICE CENTER	69	OUTSTANDIN G			816.00
44151	96268	ACCOUNTS_P AYABLE	9/27/2023	NRG BUSINESS MARKETING	11543	OUTSTANDIN G			2,844.04
44163	96269	ACCOUNTS_P AYABLE	9/27/2023	OAKTREE GOLF CLUB	11670	OUTSTANDIN G			3,669.00
44155	96270	ACCOUNTS_P AYABLE	9/27/2023	OHIO HEALTH CONSORTIU M	10192	OUTSTANDIN G			59.00
44158	96271	ACCOUNTS_P AYABLE	9/27/2023	OHSVCA	11114	OUTSTANDIN G			30.00
44178	96272	ACCOUNTS_P AYABLE	9/27/2023	OLENTANGY ORANGE ATHLETIC	13473	OUTSTANDIN G			260.00
44148	96273	ACCOUNTS_P AYABLE	9/27/2023	ONTARIO ATHLETIC DEPT.	1034	OUTSTANDIN G			150.00
44153	96274	ACCOUNTS_P AYABLE	9/27/2023	PALADIN PROTECTIVE SYSTEMS, INC	13857	OUTSTANDIN G			841.60
44181	96275	ACCOUNTS_P AYABLE	9/27/2023	PAT MILLER, TREASURER	9510	OUTSTANDIN G			200.00
44147	96276	ACCOUNTS_P AYABLE	9/27/2023	PAYSCHOOLS	12094	OUTSTANDIN G			2,780.00
44146	96277	ACCOUNTS_P AYABLE	9/27/2023	SOUTHPAW ENTERPRISE S	3800	OUTSTANDIN G			419.00
44172	96278	ACCOUNTS_P AYABLE	9/27/2023	SPECIALIZED EDUCATION OF OHIO, INC	13693	OUTSTANDIN G			4,146.20
44175	96279	ACCOUNTS_P AYABLE	9/27/2023	SUNBELT RENTALS	7776	OUTSTANDIN G			1,572.97
44179	96280	ACCOUNTS_P AYABLE	9/27/2023	SYCAMORE SPRINGS	11384	OUTSTANDIN G			192.00

Start Date: 9/1/2023

End Date: 9/30/2023

## LEXINGTON LOCAL SCHOOLS Disbursement Summary Report

Reference Number	Check Number	Type	Date	Name	Vendor #	Status	Reconcile Date	Void Date	Amount
44168	96281	ACCOUNTS_P AYABLE	9/27/2023	GOLF COURSE SYDNEY EYERLY	13764	OUTSTANDIN G			\$ 300.00
44156	96282	ACCOUNTS_P AYABLE	9/27/2023	THE COUNTRY CLUB OF HUDSON	13874	OUTSTANDIN G			285.00
44182	96283	ACCOUNTS_P AYABLE	9/27/2023	THEN DESIGN ARCHITECTURE LTD	13501	OUTSTANDIN G			9,644.00
44166	96284	ACCOUNTS_P AYABLE	9/27/2023	TRANSPORTATION ACCESSORIES CO.	819	OUTSTANDIN G			1,074.22
44173	96285	ACCOUNTS_P AYABLE	9/27/2023	TRUCKPRO HOLDING CORP	13887	OUTSTANDIN G			1,180.58
44162	96286	ACCOUNTS_P AYABLE	9/27/2023	U.S. AWARDS, INC.	7712	OUTSTANDIN G			1,808.17
44190	96287	ACCOUNTS_P AYABLE	9/28/2023	AMAZON CAPITAL SERVICES	13575	OUTSTANDIN G			1,968.10
44184	96288	ACCOUNTS_P AYABLE	9/28/2023	BLICK ART MATERIALS	153	OUTSTANDIN G			21.01
44187	96289	ACCOUNTS_P AYABLE	9/28/2023	COMMERICAL PARTS & SERVICE	11505	OUTSTANDIN G			871.00
44199	96290	ACCOUNTS_P AYABLE	9/28/2023	EQUIPARTS	11070	OUTSTANDIN G			2,278.65
44191	96291	ACCOUNTS_P AYABLE	9/28/2023	GRAINGER	5843	OUTSTANDIN G			360.70
44188	96292	ACCOUNTS_P AYABLE	9/28/2023	HD SUPPLY FACILITIES	6504	OUTSTANDIN G			2,553.72
44198	96293	ACCOUNTS_P AYABLE	9/28/2023	J & B ACCOUSTICAL	1555	OUTSTANDIN G			99.71
44189	96294	ACCOUNTS_P AYABLE	9/28/2023	JENNIFER LAW	9606	OUTSTANDIN G			99.00
44185	96295	ACCOUNTS_P AYABLE	9/28/2023	MENARDS	10810	OUTSTANDIN G			1,849.79
44193	96296	ACCOUNTS_P AYABLE	9/28/2023	OCLRE	1344	OUTSTANDIN G			220.00
44192	96297	ACCOUNTS_P AYABLE	9/28/2023	POWERSCHOOL GROUP LLC	13606	OUTSTANDIN G			5,599.90
44196	96298	ACCOUNTS_P AYABLE	9/28/2023	REHILL GROUP, INC.	10075	OUTSTANDIN G			16,630.50
44197	96299	ACCOUNTS_P AYABLE	9/28/2023	RICHARD POTTER	9171	RECONCILED	9/29/2023		99.99
44194	96300	ACCOUNTS_P AYABLE	9/28/2023	SHERWIN-WILLIAMS CO.	741	OUTSTANDIN G			152.41
44195	96301	ACCOUNTS_P AYABLE	9/28/2023	SIEMENS INDUSTRY, INC.	6361	OUTSTANDIN G			10,234.00
44200	96302	ACCOUNTS_P AYABLE	9/28/2023	SIESEL DISTRIBUTING	10297	OUTSTANDIN G			948.55
44186	96303	ACCOUNTS_P AYABLE	9/28/2023	WOLFF BROS. SUPPLY, INC.	8585	OUTSTANDIN G			162.44
44201	96304	ACCOUNTS_P AYABLE	9/28/2023	OHIO.NET INTERNET	13038	OUTSTANDIN G			414.73

Start Date: 9/1/2023

End Date: 9/30/2023

## LEXINGTON LOCAL SCHOOLS Disbursement Summary Report

Reference Number	Check Number	Type	Date	Name	Vendor #	Status	Reconcile Date	Void Date	Amount
				PROVIDERS					
44202	96305	ACCOUNTS_P AYABLE	9/28/2023	UNITED STATES TREASURY	10995	OUTSTANDIN G			\$ 1,419.83
44208	96306	ACCOUNTS_P AYABLE	9/30/2023	ADVANCED MECHANICA L PLUS LLC	14020	OUTSTANDIN G			346.81
44209	96307	ACCOUNTS_P AYABLE	9/30/2023	AMAZON CAPITAL SERVICES	13575	OUTSTANDIN G			1,005.73
44210	96308	ACCOUNTS_P AYABLE	9/30/2023	BELLVILLE LIONS CLUB	14021	OUTSTANDIN G			105.00
44211	96309	ACCOUNTS_P AYABLE	9/30/2023	BUCKEYE BAKERY	13103	OUTSTANDIN G			108.00
44212	96310	ACCOUNTS_P AYABLE	9/30/2023	CDW-G GOVERNMENT, INC.	7886	OUTSTANDIN G			38.99
44213	96311	ACCOUNTS_P AYABLE	9/30/2023	COMDOC INC	13671	OUTSTANDIN G			6.60
44215	96312	ACCOUNTS_P AYABLE	9/30/2023	JENNIFER HOOPER	13018	OUTSTANDIN G			58.39
44216	96313	ACCOUNTS_P AYABLE	9/30/2023	KRISTEN McPEEK	10355	OUTSTANDIN G			50.00
44217	96314	ACCOUNTS_P AYABLE	9/30/2023	PALADIN PROTECTIVE SYSTEMS, INC	13857	OUTSTANDIN G			24,071.85
44218	96315	ACCOUNTS_P AYABLE	9/30/2023	QUENCH USA INC	9919	OUTSTANDIN G			47.48
44219	96316	ACCOUNTS_P AYABLE	9/30/2023	SCHOOL SPECIALTY	6538	OUTSTANDIN G			189.48
44214	96317	ACCOUNTS_P AYABLE	9/30/2023	STACY DAVIS	7512	OUTSTANDIN G			72.87
44220	96318	ACCOUNTS_P AYABLE	9/30/2023	LEXINGTON ATHLETIC DEPT.	3520	OUTSTANDIN G			7,550.00
44019	692025	PAYROLL	9/1/2023	LEXINGTON LOCAL SCHOOLS		RECONCILED	9/1/2023		736,497.24
44020	692026	ACCOUNTS_P AYABLE	9/13/2023	LEXINGTON SCHOOLS - PAYROLL	900934	RECONCILED	9/13/2023		10,142.10
44022	692027	ACCOUNTS_P AYABLE	9/13/2023	MEMO-S.E.R.S.	900997	RECONCILED	9/13/2023		3,076.68
44021	692028	ACCOUNTS_P AYABLE	9/13/2023	MEMO-S.T.R.S.	900998	RECONCILED	9/13/2023		9,913.71
44086	692029	ACCOUNTS_P AYABLE	9/19/2023	ZIONS BANCORPORATION, NATIONAL	900319	RECONCILED	9/19/2023		2,132,903.13
44112	692030	ACCOUNTS_P AYABLE	9/21/2023	ANTHEM BENEFIT SERVICES	900902	RECONCILED	9/21/2023		392,653.70
44111	692031	ACCOUNTS_P AYABLE	9/21/2023	MEMO-S.E.R.S.	900997	RECONCILED	9/21/2023		3,027.57
44113	692032	ACCOUNTS_P AYABLE	9/21/2023	MEMO-S.T.R.S.	900998	RECONCILED	9/21/2023		8,852.51
44114	692033	ACCOUNTS_P AYABLE	9/21/2023	GORDON FOOD SERVICE	900652	RECONCILED	9/21/2023		27,863.64
44115	692034	ACCOUNTS_P AYABLE	9/18/2023	PITNEY BOWES GLOBAL FINANCIAL SERVICES	13717	RECONCILED	9/18/2023		596.49
44137	692035	ACCOUNTS_P	9/18/2023	DELUXE	6636	RECONCILED	9/18/2023		365.50

Start Date: 9/1/2023

End Date: 9/30/2023

## LEXINGTON LOCAL SCHOOLS Disbursement Summary Report

Reference Number	Check Number	Type	Date	Name	Vendor #	Status	Reconcile Date	Void Date	Amount
		AYABLE		BUSINESS FORMS AND					
44203	692036	ACCOUNTS_P AYABLE	9/28/2023	MEMO-MID OHIO ESC	900069	RECONCILED	9/28/2023		\$ 94,358.61
44206	692037	ACCOUNTS_P AYABLE	9/29/2023	MEMO- S.E.R.S.	900997	RECONCILED	9/29/2023		50,248.00
44205	692038	ACCOUNTS_P AYABLE	9/29/2023	MEMO- S.T.R.S.	900998	RECONCILED	9/29/2023		135,720.00
44207	692039	ACCOUNTS_P AYABLE	9/29/2023	LEXINGTON SCHOOLS - PAYROLL	900934	RECONCILED	9/29/2023		10,070.22
44204	692040	PAYROLL	9/15/2023	LEXINGTON LOCAL SCHOOLS		RECONCILED	9/15/2023		733,523.76
<b>Grand Total</b>									<b>\$ 5,180,701.41</b>

Reporting Period: October 2023 (FY 2024)

10/3/23 3:17 PM

Start Date: 9/01/2023

End Date: 9/30/2023

## LEXINGTON LOCAL SCHOOLS Receipts Ledger Report

Receipt #	Line #	Date	Type	Description	Full Account Code	Amount
<b>Fund: 001</b>						
<b>Receipt: 1211</b>						
78203	1	9/6/2023	RC	Preschool tuition	001-1211-0000-000000-500	\$ 240.00
78210	1	9/8/2023	RC	Tuition	001-1211-0000-000000-000	696.31
78215	1	9/11/2023	RC	Tuition	001-1211-0000-000000-000	5,570.48
78224	1	9/11/2023	RC	Preschool tuition	001-1211-0000-000000-500	120.00
78225	1	9/14/2023	RC	Preschool tuition	001-1211-0000-000000-500	120.00
78284	1	9/28/2023	RC	Tuition	001-1211-0000-000000-000	1,392.62
78290	1	9/28/2023	RC	Preschool tuition	001-1211-0000-000000-500	120.00
						<b>\$ 8,259.41</b>
<b>Receipt: 1221</b>						
78276	19	9/29/2023	RC	JV50 Tuition (SF-14)	001-1221-0000-000000-000	74,566.05
						<b>\$ 74,566.05</b>
<b>Receipt: 1223</b>						
78276	20	9/29/2023	RC	JV52 Tuition (SF-14)	001-1223-0000-000000-000	66,338.84
						<b>\$ 66,338.84</b>
<b>Receipt: 1410</b>						
78298	1	9/30/2023	RC	Richland Bank Interest	001-1410-0000-000000-000	20,459.23
						<b>\$ 20,459.23</b>
<b>Receipt: 1740</b>						
78194	2	9/1/2023	RC	Eastern school fees	001-1740-0000-000000-300	112.00
78205	1	9/7/2023	RC	School fees	001-1740-0000-000000-100	187.00
78208	2	9/7/2023	RC	Western school fees	001-1740-0000-000000-500	216.00
78214	1	9/11/2023	RC	School fees	001-1740-0000-000000-200	17.00
78217	2	9/11/2023	RC	Eastern school fees	001-1740-0000-000000-300	84.00
78218	2	9/11/2023	RC	Central school fees	001-1740-0000-000000-400	330.00
78220	2	9/11/2023	RC	Central school fees	001-1740-0000-000000-400	312.00
78229	1	9/14/2023	RC	School fees	001-1740-0000-000000-200	17.00
78231	1	9/14/2023	RC	School fees	001-1740-0000-000000-100	207.00
78232	1	9/14/2023	RC	Summer school fees	001-1740-0000-000000-100	210.00
78234	1	9/15/2023	RC	School fees	001-1740-0000-000000-200	10.00
78236	1	9/15/2023	RC	School fees	001-1740-0000-000000-200	54.00
78246	1	9/20/2023	RC	HS School Fees to Food Service - Dawson	001-1740-0000-000000-100	(66.00)
78252	2	9/20/2023	RC	Eastern School Fees	001-1740-0000-000000-300	28.00
78253	1	9/20/2023	RC	School fees	001-1740-0000-000000-100	10.00
78255	2	9/21/2023	RC	Western school fees	001-1740-0000-000000-500	96.00
78256	2	9/21/2023	RC	Western school fees	001-1740-0000-000000-500	336.00
78281	2	9/26/2023	RC	Western school fees	001-1740-0000-000000-500	384.00
78295	1	9/30/2023	RC	HS Fees - Pay For It	001-1740-0000-000000-100	2,589.00
78295	2	9/30/2023	RC	Central Fees - Pay For It	001-1740-0000-000000-400	1,420.00

Reporting Period: October 2023 (FY 2024)

10/3/23 3:17 PM

Start Date: 9/01/2023

End Date: 9/30/2023

**LEXINGTON LOCAL SCHOOLS**  
**Receipts Ledger Report**

Receipt #	Line #	Date	Type	Description	Full Account Code	Amount
78295	3	9/30/2023	RC	Jr High Fees - Pay For It	001-1740-0000-000000-200	\$ 403.00
78295	4	9/30/2023	RC	Eastern Fees - Pay For It	001-1740-0000-000000-300	1,260.00
78295	5	9/30/2023	RC	Western Fees - Pay For It	001-1740-0000-000000-500	1,710.00
<b>Receipt: 1890</b>						<b>\$ 9,926.00</b>
78267	3	9/22/2023	RC	Jury Duty - Giefer	001-1890-0000-000000-000	50.00
<b>Receipt: 3110</b>						<b>\$ 50.00</b>
78222	1	9/15/2023	RC	Base Cost	001-3110-0000-000000-000	242,060.79
78222	3	9/15/2023	RC	Targeted Assistance	001-3110-0000-000000-000	44,186.89
78222	4	9/15/2023	RC	Special Education Funding	001-3110-0000-000000-000	38,368.68
78222	8	9/15/2023	RC	Supplement Targeted Assistance	001-3110-0000-000000-000	0.00
78222	9	9/15/2023	RC	Temporary Transitional Aid Guarantee	001-3110-0000-000000-000	0.00
78222	11	9/15/2023	RC	Transportation	001-3110-0000-000000-000	24,985.66
78222	12	9/15/2023	RC	Formula Transition Supplement	001-3110-0000-000000-000	0.00
78222	13	9/15/2023	RC	Preschool Special Educ Funding	001-3110-0000-000000-000	8,406.77
78222	14	9/15/2023	RC	Special Educ Transportation	001-3110-0000-000000-000	2,902.52
78276	1	9/29/2023	RC	Base Cost	001-3110-0000-000000-000	242,060.79
78276	3	9/29/2023	RC	Targeted Assistance	001-3110-0000-000000-000	44,186.89
78276	4	9/29/2023	RC	Special Education Funding	001-3110-0000-000000-000	38,368.68
78276	8	9/29/2023	RC	Supplement Targeted Assistance	001-3110-0000-000000-000	0.00
78276	9	9/29/2023	RC	Temporary Transitional Aid Guarantee	001-3110-0000-000000-000	0.00
78276	11	9/29/2023	RC	Transportation	001-3110-0000-000000-000	24,985.66
78276	12	9/29/2023	RC	Formula Transition Supplement	001-3110-0000-000000-000	0.00
78276	13	9/29/2023	RC	Preschool Special Educ Funding	001-3110-0000-000000-000	8,406.77
78276	14	9/29/2023	RC	Special Educ Transportation	001-3110-0000-000000-000	2,902.52
<b>Receipt: 3131</b>						<b>\$ 721,822.62</b>
78202	1	9/7/2023	RC	RB for Real Estate - Morrow	001-3131-0000-000000-000	19,872.28
78202	2	9/7/2023	RC	RB for Emergency Levy - Morrow	001-3131-0000-000000-000	12,615.42
78202	9	9/7/2023	RC	2 1/2 HMRB Real Est-Morrow	001-3131-0000-000000-000	2,897.32
78202	10	9/7/2023	RC	2 1/2 HMRB Emerg Levy-Morrow	001-3131-0000-000000-000	1,839.29
78241	1	9/15/2023	RC	Rollback- General Morrow	001-3131-0000-000000-000	1,554.69
78241	2	9/15/2023	RC	Rollback Emerg Levy - Morrow	001-3131-0000-000000-000	986.95
78241	4	9/15/2023	RC	2 1/2 RB - Real Est - Morrow	001-3131-0000-000000-000	199.51
78241	5	9/15/2023	RC	2 1/2 RB - Emerg Levy - Morrow	001-3131-0000-000000-000	126.66
<b>Receipt: 3132</b>						<b>\$ 40,092.12</b>
78202	4	9/7/2023	RC	Homestead Real Est - Morrow	001-3132-0000-000000-000	5,620.87
78202	5	9/7/2023	RC	Homestead Emerg Levy-Morrow	001-3132-0000-000000-000	3,568.28

Reporting Period: October 2023 (FY 2024)

10/3/23 3:17 PM

Start Date: 9/01/2023

End Date: 9/30/2023

## LEXINGTON LOCAL SCHOOLS Receipts Ledger Report

Receipt #	Line #	Date	Type	Description	Full Account Code	Amount
78269	1	9/25/2023	RC	Homestead Real Est - Morrow	001-3132-0000-000000-000	\$ 2,140.04
78269	2	9/25/2023	RC	Homestead Emerg Levy- Morrow	001-3132-0000-000000-000	1,318.81
						<b>\$ 12,648.00</b>
<b>Receipt:</b>	<b>3211</b>					
78222	5	9/15/2023	RC	Economic Disadvantaged Funding	001-3211-0000-000000-000	2,076.86
78276	5	9/29/2023	RC	Economic Disadvantaged Funding	001-3211-0000-000000-000	2,076.85
						<b>\$ 4,153.71</b>
<b>Receipt:</b>	<b>3215</b>					
78222	10	9/15/2023	RC	Career Tech Education Funding	001-3215-0000-000000-000	25.72
78276	10	9/29/2023	RC	Career Tech Education Funding	001-3215-0000-000000-000	25.71
						<b>\$ 51.43</b>
<b>Receipt:</b>	<b>3216</b>					
78222	7	9/15/2023	RC	Gifted Education Funding	001-3216-0000-000000-000	5,084.85
78276	7	9/29/2023	RC	Gifted Education Funding	001-3216-0000-000000-000	5,084.85
						<b>\$ 10,169.70</b>
<b>Receipt:</b>	<b>3217</b>					
78222	6	9/15/2023	RC	English Learners Funding	001-3217-0000-000000-000	166.08
78276	6	9/29/2023	RC	English Learners Funding	001-3217-0000-000000-000	166.08
						<b>\$ 332.16</b>
<b>Receipt:</b>	<b>3218</b>					
78222	2	9/15/2023	RC	Base Cost - Student Wellness and Success	001-3218-0000-000000-000	12,438.72
78276	2	9/29/2023	RC	Base Cost - Student Wellness and Success	001-3218-0000-000000-000	12,438.72
						<b>\$ 24,877.44</b>
<b>Receipt:</b>	<b>3300</b>					
78296	1	9/30/2023	RC	MEDICAID Recd - 9/8	001-3300-0000-000000-000	590.77
78296	2	9/30/2023	RC	MEDICAID Recd - 9/28	001-3300-0000-000000-000	812.98
						<b>\$ 1,403.75</b>
<b>Receipt:</b>	<b>5300</b>					
78286	1	9/29/2023	RC	Stale/Lost O/S Check - Prior FY	001-5300-0000-000000-000	22.05
						<b>\$ 22.05</b>
<b>Fund:</b>	<b>002</b>					
<b>Receipt:</b>	<b>3132</b>					
78202	6	9/7/2023	RC	Homestead for Bond Ret- Morrow	002-3132-0000-000000-000	2,275.83
78269	3	9/25/2023	RC	Homestead Bond Ret- Morrow	002-3132-0000-000000-000	841.13
						<b>\$ 3,116.96</b>
<b>Fund:</b>	<b>003</b>					
<b>Receipt:</b>	<b>3131</b>					
78202	3	9/7/2023	RC	RB for PI Levy - Morrow	003-3131-0000-000000-000	1,584.95



Reporting Period: October 2023 (FY 2024)

10/3/23 3:17 PM

Start Date: 9/01/2023

End Date: 9/30/2023

**LEXINGTON LOCAL SCHOOLS**  
**Receipts Ledger Report**

Receipt #	Line #	Date	Type	Description	Full Account Code	Amount
78202	11	9/7/2023	RC	2 1/2 HMRB PI Levy-Morrow	003-3131-0000-000000-000	\$ 231.08
78241	3	9/15/2023	RC	Rollback- Perm Impt - Morrow	003-3131-0000-000000-000	123.99
78241	6	9/15/2023	RC	2 1/2 RB - PI Levy - Morrow	003-3131-0000-000000-000	15.91
<b>Receipt:</b>	<b>3132</b>					<b>\$ 1,955.93</b>
78202	7	9/7/2023	RC	Homestead for PI Levy-Morrow	003-3132-0000-000000-000	448.30
78269	4	9/25/2023	RC	Homestead for PI Levy-Morrow	003-3132-0000-000000-000	173.55
						<b>\$ 621.85</b>
<b>Fund:</b>	<b>004</b>					<b>\$ 2,577.78</b>
<b>Receipt:</b>	<b>1410</b>					
78298	6	9/30/2023	RC	LFI Fund	004-1410-0000-000000-000	1,841.73
						<b>\$ 1,841.73</b>
<b>Fund:</b>	<b>006</b>					<b>\$ 1,841.73</b>
<b>Receipt:</b>	<b>1410</b>					
78298	4	9/30/2023	RC	Richland Bank Interest	006-1410-0000-000000-000	483.24
						<b>\$ 483.24</b>
<b>Receipt:</b>	<b>1511</b>					
78221	21	9/8/2023	RC	HS/JH Breakfast	006-1511-0000-000000-100	183.00
78221	22	9/8/2023	RC	Eastern Breakfast	006-1511-0000-000000-300	51.00
78221	23	9/8/2023	RC	Central Breakfast	006-1511-0000-000000-400	104.00
78221	24	9/8/2023	RC	Western Breakfast	006-1511-0000-000000-500	93.00
78242	21	9/15/2023	RC	HS/JH Breakfast	006-1511-0000-000000-100	155.50
78242	22	9/15/2023	RC	Eastern Breakfast	006-1511-0000-000000-300	43.50
78242	23	9/15/2023	RC	Central Breakfast	006-1511-0000-000000-400	104.00
78242	24	9/15/2023	RC	Western Breakfast	006-1511-0000-000000-500	79.00
78268	21	9/22/2023	RC	HS/JH Breakfast	006-1511-0000-000000-100	270.25
78268	22	9/22/2023	RC	Eastern Breakfast	006-1511-0000-000000-300	46.50
78268	23	9/22/2023	RC	Central Breakfast	006-1511-0000-000000-400	110.00
78268	24	9/22/2023	RC	Western Breakfast	006-1511-0000-000000-500	67.00
78294	21	9/29/2023	RC	HS/JH Breakfast	006-1511-0000-000000-100	245.50
78294	22	9/29/2023	RC	Eastern Breakfast	006-1511-0000-000000-300	48.00
78294	23	9/29/2023	RC	Central Breakfast	006-1511-0000-000000-400	106.50
78294	24	9/29/2023	RC	Western Breakfast	006-1511-0000-000000-500	75.00
						<b>\$ 1,781.75</b>
<b>Receipt:</b>	<b>1512</b>					
78221	1	9/8/2023	RC	HS/JH Stu. Type A	006-1512-0000-000000-100	5,731.50
78221	5	9/8/2023	RC	HS/JH ROA Stu. Type A	006-1512-0000-000000-100	(7,131.30)
78221	6	9/8/2023	RC	Eastern Stu. Type A	006-1512-0000-000000-300	2,052.00

Reporting Period: October 2023 (FY 2024)

10/3/23 3:17 PM

Start Date: 9/01/2023

End Date: 9/30/2023

LEXINGTON LOCAL SCHOOLS  
Receipts Ledger Report

Receipt #	Line #	Date	Type	Description	Full Account Code	Amount	
78221	10	9/8/2023	RC	Eastern ROA Stu. Type A	006-1512-0000-000000-300	\$ (1,555.24)	
78221	11	9/8/2023	RC	Central Stu. Type A	006-1512-0000-000000-400	1,491.00	
78221	15	9/8/2023	RC	Central ROA Stu. Type A	006-1512-0000-000000-400	(1,284.50)	
78221	16	9/8/2023	RC	Western Stu. Type A	006-1512-0000-000000-500	1,383.00	
78221	20	9/8/2023	RC	Western ROA Stu. Type A	006-1512-0000-000000-500	(1,031.75)	
78242	1	9/15/2023	RC	HS/JH Stu. Type A	006-1512-0000-000000-100	5,455.75	
78242	5	9/15/2023	RC	HS/JH ROA Stu. Type A	006-1512-0000-000000-100	(5,989.02)	
78242	6	9/15/2023	RC	Eastern Stu. Type A	006-1512-0000-000000-300	1,839.00	
78242	10	9/15/2023	RC	Eastern ROA Stu. Type A	006-1512-0000-000000-300	(1,562.90)	
78242	11	9/15/2023	RC	Central Stu. Type A	006-1512-0000-000000-400	1,329.00	
78242	15	9/15/2023	RC	Central ROA Stu. Type A	006-1512-0000-000000-400	(984.25)	
78242	16	9/15/2023	RC	Western Stu. Type A	006-1512-0000-000000-500	1,305.00	
78242	20	9/15/2023	RC	Western ROA Stu. Type A	006-1512-0000-000000-500	(1,053.25)	
78246	2	9/20/2023	RC	HS School Fees to Food Service - Dawson	006-1512-0000-000000-100	66.00	
78268	1	9/22/2023	RC	HS/JH Stu. Type A	006-1512-0000-000000-100	5,134.25	
78268	5	9/22/2023	RC	HS/JH ROA Stu. Type A	006-1512-0000-000000-100	(6,337.20)	
78268	6	9/22/2023	RC	Eastern Stu. Type A	006-1512-0000-000000-300	1,827.00	
78268	10	9/22/2023	RC	Eastern ROA Stu. Type A	006-1512-0000-000000-300	(1,925.85)	
78268	11	9/22/2023	RC	Central Stu. Type A	006-1512-0000-000000-400	1,266.00	
78268	15	9/22/2023	RC	Central ROA Stu. Type A	006-1512-0000-000000-400	(1,086.00)	
78268	16	9/22/2023	RC	Western Stu. Type A	006-1512-0000-000000-500	1,065.00	
78268	20	9/22/2023	RC	Western ROA Stu. Type A	006-1512-0000-000000-500	(779.25)	
78294	1	9/29/2023	RC	HS/JH Stu. Type A	006-1512-0000-000000-100	5,458.25	
78294	5	9/29/2023	RC	HS/JH ROA Stu. Type A	006-1512-0000-000000-100	(6,160.66)	
78294	6	9/29/2023	RC	Eastern Stu. Type A	006-1512-0000-000000-300	2,007.00	
78294	10	9/29/2023	RC	Eastern ROA Stu. Type A	006-1512-0000-000000-300	(1,918.65)	
78294	11	9/29/2023	RC	Central Stu. Type A	006-1512-0000-000000-400	1,395.00	
78294	15	9/29/2023	RC	Central ROA Stu. Type A	006-1512-0000-000000-400	(1,121.78)	
78294	16	9/29/2023	RC	Western Stu. Type A	006-1512-0000-000000-500	1,221.00	
78294	20	9/29/2023	RC	Western ROA Stu. Type A	006-1512-0000-000000-500	(807.00)	
78295	6	9/30/2023	RC	HS Lunch - Pay For It	006-1512-0000-000000-100	22,474.99	
78295	7	9/30/2023	RC	Jr High Lunch - Pay For It	006-1512-0000-000000-200	25.00	
78295	8	9/30/2023	RC	Eastern Lunch - Pay For It	006-1512-0000-000000-300	7,090.05	
78295	9	9/30/2023	RC	Central Lunch - Pay For It	006-1512-0000-000000-400	4,613.50	
78295	10	9/30/2023	RC	Western Lunch - Pay For It	006-1512-0000-000000-500	4,920.00	
						<b>\$ 38,420.69</b>	
<b>Receipt:</b>	<b>1513</b>						
78221	3	9/8/2023	RC	HS/JH Stu. ALa Carte	006-1513-0000-000000-100	2,583.10	
78221	8	9/8/2023	RC	Eastern Stu. Ala Carte	006-1513-0000-000000-300	206.25	
78221	13	9/8/2023	RC	Central Stu. Ala Carte	006-1513-0000-000000-400	0.00	

Reporting Period: October 2023 (FY 2024)

10/3/23 3:17 PM

Start Date: 9/01/2023

End Date: 9/30/2023

## LEXINGTON LOCAL SCHOOLS Receipts Ledger Report

Receipt #	Line #	Date	Type	Description	Full Account Code	Amount
78221	18	9/8/2023	RC	Western Stu. Ala Carte	006-1513-0000-000000-500	\$ 0.00
78242	3	9/15/2023	RC	HS/JH Stu. ALa Carte	006-1513-0000-000000-100	2,892.45
78242	8	9/15/2023	RC	Eastern Stu. Ala Carte	006-1513-0000-000000-300	258.75
78242	13	9/15/2023	RC	Central Stu. Ala Carte	006-1513-0000-000000-400	47.75
78242	18	9/15/2023	RC	Western Stu. Ala Carte	006-1513-0000-000000-500	2.25
78268	3	9/22/2023	RC	HS/JH Stu. ALa Carte	006-1513-0000-000000-100	2,643.55
78268	8	9/22/2023	RC	Eastern Stu. Ala Carte	006-1513-0000-000000-300	270.00
78268	13	9/22/2023	RC	Central Stu. Ala Carte	006-1513-0000-000000-400	0.00
78268	18	9/22/2023	RC	Western Stu. Ala Carte	006-1513-0000-000000-500	0.00
78294	3	9/29/2023	RC	HS/JH Stu. ALa Carte	006-1513-0000-000000-100	2,946.65
78294	8	9/29/2023	RC	Eastern Stu. Ala Carte	006-1513-0000-000000-300	268.00
78294	13	9/29/2023	RC	Central Stu. Ala Carte	006-1513-0000-000000-400	1.75
78294	18	9/29/2023	RC	Western Stu. Ala Carte	006-1513-0000-000000-500	0.00
						<b>\$ 12,120.50</b>
<b>Receipt:</b>	<b>1514</b>					
78221	2	9/8/2023	RC	HS/JH Stu. Milk	006-1514-0000-000000-100	14.50
78221	7	9/8/2023	RC	Eastern Stu. Milk	006-1514-0000-000000-300	0.50
78221	12	9/8/2023	RC	Central Stu. Milk	006-1514-0000-000000-400	13.50
78221	17	9/8/2023	RC	Western Stu. Milk	006-1514-0000-000000-500	8.50
78242	2	9/15/2023	RC	HS/JH Stu. Milk	006-1514-0000-000000-100	20.50
78242	7	9/15/2023	RC	Eastern Stu. Milk	006-1514-0000-000000-300	2.00
78242	12	9/15/2023	RC	Central Stu. Milk	006-1514-0000-000000-400	16.00
78242	17	9/15/2023	RC	Western Stu. Milk	006-1514-0000-000000-500	12.50
78268	2	9/22/2023	RC	HS/JH Stu. Milk	006-1514-0000-000000-100	26.50
78268	7	9/22/2023	RC	Eastern Stu. Milk	006-1514-0000-000000-300	2.00
78268	12	9/22/2023	RC	Central Stu. Milk	006-1514-0000-000000-400	20.00
78268	17	9/22/2023	RC	Western Stu. Milk	006-1514-0000-000000-500	15.50
78294	2	9/29/2023	RC	HS/JH Stu. Milk	006-1514-0000-000000-100	20.00
78294	7	9/29/2023	RC	Eastern Stu. Milk	006-1514-0000-000000-300	2.50
78294	12	9/29/2023	RC	Central Stu. Milk	006-1514-0000-000000-400	23.00
78294	17	9/29/2023	RC	Western Stu. Milk	006-1514-0000-000000-500	12.00
						<b>\$ 209.50</b>
<b>Receipt:</b>	<b>1523</b>					
78221	4	9/8/2023	RC	HS/JH Adult Ala Carte	006-1523-0000-000000-100	172.15
78221	9	9/8/2023	RC	Eastern Adult Ala Carte	006-1523-0000-000000-300	20.50
78221	14	9/8/2023	RC	Central Adult Ala Carte	006-1523-0000-000000-400	14.50
78221	19	9/8/2023	RC	Western Adult Ala Carte	006-1523-0000-000000-500	4.25
78242	4	9/15/2023	RC	HS/JH Adult Ala Carte	006-1523-0000-000000-100	163.80
78242	9	9/15/2023	RC	Eastern Adult Ala Carte	006-1523-0000-000000-300	25.75
78242	14	9/15/2023	RC	Central Adult Ala Carte	006-1523-0000-000000-400	34.00

Reporting Period: October 2023 (FY 2024)

10/3/23 3:17 PM

Start Date: 9/01/2023

End Date: 9/30/2023

## LEXINGTON LOCAL SCHOOLS Receipts Ledger Report

Receipt #	Line #	Date	Type	Description	Full Account Code	Amount
78242	19	9/15/2023	RC	Western Adult Ala Carte	006-1523-0000-000000-500	\$ 0.00
78268	4	9/22/2023	RC	HS/JH Adult Ala Carte	006-1523-0000-000000-100	183.15
78268	9	9/22/2023	RC	Eastern Adult Ala Carte	006-1523-0000-000000-300	26.50
78268	14	9/22/2023	RC	Central Adult Ala Carte	006-1523-0000-000000-400	34.25
78268	19	9/22/2023	RC	Western Adult Ala Carte	006-1523-0000-000000-500	3.25
78294	4	9/29/2023	RC	HS/JH Adult Ala Carte	006-1523-0000-000000-100	215.35
78294	9	9/29/2023	RC	Eastern Adult Ala Carte	006-1523-0000-000000-300	28.75
78294	14	9/29/2023	RC	Central Adult Ala Carte	006-1523-0000-000000-400	27.75
78294	19	9/29/2023	RC	Western Adult Ala Carte	006-1523-0000-000000-500	4.25
						<b>\$ 958.20</b>
<b>Receipt:</b>	<b>5300</b>					
78267	2	9/22/2023	RC	GFS Rebate FY 23	006-5300-0000-000000-000	5,044.50
						<b>\$ 5,044.50</b>
						<b>\$ 59,018.38</b>
<b>Fund:</b>	<b>007</b>					
<b>Receipt:</b>	<b>1410</b>					
78298	5	9/30/2023	RC	Richland Bank Int - Minutemen	007-1410-9100-000000-000	255.58
						<b>\$ 255.58</b>
<b>Fund:</b>	<b>010</b>					
<b>Receipt:</b>	<b>1410</b>					
78298	7	9/30/2023	RC	Classroom Facilities Fund	010-1410-0000-000000-000	2,208.80
						<b>\$ 2,208.80</b>
						<b>\$ 2,208.80</b>
<b>Fund:</b>	<b>018</b>					
<b>Receipt:</b>	<b>1620</b>					
78257	1	9/21/2023	RC	Western Building T-Shirts	018-1620-9500-000000-000	75.00
						<b>\$ 75.00</b>
<b>Receipt:</b>	<b>1630</b>					
78194	1	9/1/2023	RC	Eastern fees princ acct	018-1630-9300-000000-000	8.00
78217	1	9/11/2023	RC	Eastern fees princ acct	018-1630-9300-000000-000	6.00
78252	3	9/20/2023	RC	Eastern School Fees Principal Acct	018-1630-9300-000000-000	2.00
78193	1	9/1/2023	RC	Run club	018-1630-9303-000000-000	120.00
78216	1	9/11/2023	RC	Run club	018-1630-9303-000000-000	170.00
78218	1	9/11/2023	RC	Central fees princ acct	018-1630-9400-000000-000	90.00
78219	1	9/11/2023	RC	Kroger Check	018-1630-9400-000000-000	47.47
78220	1	9/11/2023	RC	Central fees princ acct	018-1630-9400-000000-000	78.00
78208	1	9/7/2023	RC	Western fees princ acct	018-1630-9500-000000-000	54.00
78209	1	9/7/2023	RC	Marco Photo commission	018-1630-9500-000000-000	659.95
78209	2	9/7/2023	RC	Kroger Checks	018-1630-9500-000000-000	348.83

Reporting Period: October 2023 (FY 2024)

10/3/23 3:17 PM

Start Date: 9/01/2023

End Date: 9/30/2023

### LEXINGTON LOCAL SCHOOLS Receipts Ledger Report

Receipt #	Line #	Date	Type	Description	Full Account Code	Amount
78255	1	9/21/2023	RC	Western fees princ acct	018-1630-9500-000000-000	\$ 24.00
78256	1	9/21/2023	RC	Western fees princ acct	018-1630-9500-000000-000	84.00
78281	1	9/26/2023	RC	Western fees princ acct	018-1630-9500-000000-000	96.00
<b>Receipt:</b>	<b>1690</b>					<b>\$ 1,788.25</b>
78277	1	9/26/2023	RC	MD Coffee service	018-1690-9100-000000-000	132.50
78279	1	9/26/2023	RC	PSAT	018-1690-9100-000000-000	144.00
<b>Receipt:</b>	<b>1820</b>					<b>\$ 276.50</b>
78235	1	9/15/2023	RC	Marco Photo commission	018-1820-9200-000000-000	761.90
78252	1	9/20/2023	RC	Kona Ice	018-1820-9300-000000-000	600.00
78252	4	9/20/2023	RC	Eastern Donation	018-1820-9300-000000-000	100.00
						<b>\$ 1,461.90</b>
<b>Fund:</b>	<b>019</b>					<b>\$ 3,601.65</b>
<b>Receipt:</b>	<b>1890</b>					
78211	3	9/8/2023	RC	PTO Recycling-Central	019-1890-9121-000000-000	4.26
78267	5	9/22/2023	RC	PTO Recycling - Central	019-1890-9121-000000-000	10.15
78211	1	9/8/2023	RC	PTO Recycling-Eastern	019-1890-9122-000000-000	4.27
78267	4	9/22/2023	RC	PTO Recycling - Eastern	019-1890-9122-000000-000	10.15
78211	2	9/8/2023	RC	PTO Recycling-Western	019-1890-9123-000000-000	4.27
78267	6	9/22/2023	RC	PTO Recycling - Western	019-1890-9123-000000-000	10.16
						<b>\$ 43.26</b>
<b>Fund:</b>	<b>024</b>					<b>\$ 43.26</b>
<b>Receipt:</b>	<b>1410</b>					
78298	2	9/30/2023	RC	Richland Bank Int. 024	024-1410-0000-000000-000	859.79
<b>Receipt:</b>	<b>1872</b>					
78249	1	9/21/2023	RC	Employees' Premiums September	024-1872-0000-000000-000	71,254.50
78250	1	9/21/2023	RC	Board's Premiums September	024-1872-0000-000000-000	392,653.70
78283	1	9/28/2023	RC	Gaither Ins Premium	024-1872-0000-000000-000	1,062.97
						<b>\$ 464,971.17</b>
<b>Fund:</b>	<b>034</b>					<b>\$ 465,830.96</b>
<b>Receipt:</b>	<b>3132</b>					
78202	8	9/7/2023	RC	Homestead for PI (.5 Mill)-Mor	034-3132-0000-000000-000	120.32
78269	5	9/25/2023	RC	Homestead PI (.5 Mill)- Morrow	034-3132-0000-000000-000	44.98
						<b>\$ 165.30</b>
						<b>\$ 165.30</b>

Reporting Period: October 2023 (FY 2024)

10/3/23 3:17 PM

Start Date: 9/01/2023

End Date: 9/30/2023

## LEXINGTON LOCAL SCHOOLS Receipts Ledger Report

Receipt #	Line #	Date	Type	Description	Full Account Code	Amount
<b>Fund: 200</b>						
<b>Receipt: 1620</b>						
78280	1	9/26/2023	RC	Homecoming tickets	200-1620-9114-000000-000	\$ 550.00
78204	1	9/7/2023	RC	Yearbook sales	200-1620-9119-000000-000	650.00
78233	2	9/14/2023	RC	Yearbook Sales	200-1620-9119-000000-000	65.00
78254	2	9/20/2023	RC	Yearbook Sales	200-1620-9119-000000-000	65.00
						<b>\$ 1,330.00</b>
<b>Receipt: 1690</b>						
78233	1	9/14/2023	RC	Yearbook ad sales	200-1690-9119-000000-000	775.00
78254	1	9/20/2023	RC	Yearbook ad sales	200-1690-9119-000000-000	405.00
78278	1	9/26/2023	RC	Yearbook ad sales	200-1690-9119-000000-000	115.00
						<b>\$ 1,295.00</b>
						<b>\$ 2,625.00</b>
<b>Fund: 300</b>						
<b>Receipt: 1610</b>						
78190	1	9/1/2023	RC	Varsity FB adm vs. Clear Fork Online Sales	300-1610-9600-000000-700	45.00
78195	1	9/1/2023	RC	VB adm vs. Mansfield Sr.	300-1610-9600-000000-702	280.00
78191	1	9/5/2023	RC	Varsity FB adm vs. Clear Fork Online Sales	300-1610-9600-000000-700	24.00
78196	1	9/5/2023	RC	Varsity FB adm vs. Clear Fork	300-1610-9600-000000-700	6,775.00
78192	1	9/6/2023	RC	Varsity FB adm vs. Clear Fork Online Sales	300-1610-9600-000000-700	630.00
78192	2	9/6/2023	RC	Fall Season Tickets Online Sales	300-1610-9600-000000-000	70.00
78197	3	9/6/2023	RC	Fall Season Tickets	300-1610-9600-000000-000	265.00
78199	1	9/6/2023	RC	Boys Soccer adm vs. Ashland	300-1610-9600-000000-703	1,174.00
78201	2	9/7/2023	RC	Boys Soccer adm vs. Ashland Online Sales	300-1610-9600-000000-703	40.00
78206	1	9/7/2023	RC	JH VB adm vs. Ashland	300-1610-9600-000000-714	344.00
78207	1	9/8/2023	RC	Freshman FB Adm vs. Clear Fork	300-1610-9600-000000-700	633.00
78207	2	9/8/2023	RC	VB adm vs. Madison	300-1610-9600-000000-702	435.00
78212	1	9/8/2023	RC	Varsity FB adm vs. Ontario Online Sale Refund	300-1610-9600-000000-700	(37.97)
78213	1	9/11/2023	RC	Freshman FB adm vs. Clear Fork	300-1610-9600-000000-700	15.00
78226	1	9/11/2023	RC	VB adm vs. Clyde	300-1610-9600-000000-702	381.00
78226	2	9/11/2023	RC	JV FB adm vs. Mt. Vernon	300-1610-9600-000000-700	675.00
78227	1	9/12/2023	RC	Girls Soccer adm vs. Clear Fork/Grandview	300-1610-9600-000000-704	777.00
78223	2	9/13/2023	RC	Girls Soccer adm vs. Clear Fork/Grandview Online Sales	300-1610-9600-000000-704	83.00
78223	3	9/13/2023	RC	Varsity FB adm vs. Mt. Vernon Online Sales	300-1610-9600-000000-700	21.00
78228	1	9/13/2023	RC	VB adm vs. New Philadelphia	300-1610-9600-000000-702	322.00
78230	1	9/15/2023	RC	JH FB adm vs. West Holmes Online Sales	300-1610-9600-000000-713	13.00
78230	2	9/15/2023	RC	JV Boys Soccer adm vs. Highland Online Sales	300-1610-9600-000000-703	10.00
78238	1	9/15/2023	RC	JH FB adm vs. West Holmes	300-1610-9600-000000-713	1,215.00
78238	2	9/15/2023	RC	JV Boys Soccer adm vs. Highland	300-1610-9600-000000-703	302.00

Reporting Period: October 2023 (FY 2024)

10/3/23 3:17 PM

Start Date: 9/01/2023

End Date: 9/30/2023

## LEXINGTON LOCAL SCHOOLS Receipts Ledger Report

Receipt #	Line #	Date	Type	Description	Full Account Code	Amount
78239	1	9/15/2023	RC	Freshman FB adm vs. Wooster	300-1610-9600-000000-700	\$ 509.00
78239	2	9/15/2023	RC	Girls Soccer adm vs. Mt. Vernon	300-1610-9600-000000-704	498.00
78239	3	9/15/2023	RC	Varsity VB adm vs. Mt. Vernon	300-1610-9600-000000-702	412.00
78237	1	9/18/2023	RC	Freshman FB adm vs. Wooster	300-1610-9600-000000-700	20.00
78240	1	9/18/2023	RC	Boys Soccer adm vs. Rocky River	300-1610-9600-000000-703	915.00
78240	2	9/18/2023	RC	Varsity VB adm vs. Norwalk and Shelby	300-1610-9600-000000-714	552.00
78240	3	9/18/2023	RC	JV FB adm vs. Wooster	300-1610-9600-000000-700	411.00
78240	4	9/18/2023	RC	Girls Soccer adm vs. Norwalk	300-1610-9600-000000-704	443.00
78261	1	9/19/2023	RC	Girls Soccer adm vs. Hilliard Bradley	300-1610-9600-000000-704	348.00
78261	2	9/19/2023	RC	JH VB adm vs. West Holmes	300-1610-9600-000000-714	266.00
78247	1	9/20/2023	RC	Boys Soccer adm vs. Rocky River Online Sales	300-1610-9600-000000-703	40.00
78247	2	9/20/2023	RC	Girls Soccer adm vs. Hilliard Bradley Online Sales	300-1610-9600-000000-704	89.00
78247	3	9/20/2023	RC	JH VB adm vs. West Holmes Online Sales	300-1610-9600-000000-714	5.00
78262	1	9/20/2023	RC	Boys Soccer adm vs. New Philadelphia	300-1610-9600-000000-703	431.00
78262	2	9/20/2023	RC	Varsity/JV VB adm vs. West Holmes	300-1610-9600-000000-702	313.00
78264	1	9/21/2023	RC	JH VB adm vs. Wooster	300-1610-9600-000000-714	229.00
78258	1	9/25/2023	RC	Varsity FB adm vs. Mansfield Sr. Online Sales	300-1610-9600-000000-700	21.00
78260	1	9/25/2023	RC	JH VB adm vs. Shelby	300-1610-9600-000000-714	387.00
78265	1	9/25/2023	RC	Varsity FB adm vs. Mansfield Sr.	300-1610-9600-000000-700	7,353.00
78266	1	9/25/2023	RC	VB adm vs. Wooster	300-1610-9600-000000-702	440.00
78259	1	9/26/2023	RC	Varsity FB adm vs. Mansfield Sr. Online Sales	300-1610-9600-000000-700	1,131.00
78272	1	9/26/2023	RC	Girls Soccer adm vs. Mansfield Christian	300-1610-9600-000000-704	718.00
78273	1	9/27/2023	RC	Girls Soccer adm vs. Mansfield Christian	300-1610-9600-000000-704	24.00
78292	1	9/28/2023	RC	JH FB adm vs. Mt. Vernon	300-1610-9600-000000-713	1,229.00
78282	1	9/29/2023	RC	JH FB adm vs. Mt. Vernon Online Sales	300-1610-9600-000000-713	25.00
78293	1	9/29/2023	RC	Freshman FB adm vs. West Holmes	300-1610-9600-000000-700	399.00
78293	2	9/29/2023	RC	Girls Soccer adm vs. Madison	300-1610-9600-000000-704	1,062.00
78293	3	9/29/2023	RC	Varsity VB adm vs. Ashland	300-1610-9600-000000-702	507.00
						<b>\$ 33,268.03</b>
<b>Receipt:</b>	<b>1620</b>					
78196	2	9/5/2023	RC	FB Program Sales	300-1620-9600-000000-700	246.00
78197	2	9/6/2023	RC	FB Program Sales vs. Ontario	300-1620-9600-000000-700	286.00
78265	2	9/25/2023	RC	FB Program Sales	300-1620-9600-000000-700	200.00
						<b>\$ 732.00</b>
<b>Receipt:</b>	<b>1690</b>					
78197	1	9/6/2023	RC	Program Ads	300-1690-9600-000000-000	1,975.00
78263	2	9/20/2023	RC	Program Ads	300-1690-9600-000000-000	560.00
78263	3	9/20/2023	RC	Clothing Commission	300-1690-9600-000000-000	115.73
78288	3	9/27/2023	RC	Program Ads	300-1690-9600-000000-000	200.00

Reporting Period: October 2023 (FY 2024)

10/3/23 3:17 PM

Start Date: 9/01/2023

End Date: 9/30/2023

**LEXINGTON LOCAL SCHOOLS**  
**Receipts Ledger Report**

Receipt #	Line #	Date	Type	Description	Full Account Code	Amount
78198	1	9/6/2023	RC	Exclusive Ad (Park National 1st Payment Soccer Scoreboard)	300-1690-9601-000000-000	\$ 3,000.00
78287	1	9/27/2023	RC	Exclusive Ad (Edward Jones 1st Payment Soccer Scoreboard)	300-1690-9601-000000-000	3,000.00
<b>Receipt:</b>	<b>1890</b>					<b>\$ 8,850.73</b>
78263	1	9/20/2023	RC	Girls Golf Invite entry fee	300-1890-9600-000000-706	1,300.00
78288	1	9/27/2023	RC	Girls Golf Invite entry fee	300-1890-9600-000000-706	2,750.00
78288	2	9/27/2023	RC	Girls Tennis Entry Fees	300-1890-9600-000000-705	675.00
						<b>\$ 4,725.00</b>
<b>Fund:</b>	<b>507</b>					<b>\$ 47,575.76</b>
<b>Receipt:</b>	<b>4220</b>					
78274	1	9/26/2023	RC	ARP ESSER Revenue	507-4220-9022-000000-000	164,317.31
						<b>\$ 164,317.31</b>
<b>Fund:</b>	<b>516</b>					<b>\$ 164,317.31</b>
<b>Receipt:</b>	<b>4220</b>					
78275	1	9/27/2023	RC	IDEA-B Revenue	516-4220-9024-000000-000	61,073.55
						<b>\$ 61,073.55</b>
<b>Fund:</b>	<b>572</b>					<b>\$ 61,073.55</b>
<b>Receipt:</b>	<b>4220</b>					
78271	1	9/25/2023	RC	Title I Revenue	572-4220-9024-000000-000	11,710.96
						<b>\$ 11,710.96</b>
<b>Fund:</b>	<b>590</b>					<b>\$ 11,710.96</b>
<b>Receipt:</b>	<b>4220</b>					
78270	1	9/25/2023	RC	Title II-A Revenue	590-4220-9024-000000-000	3,400.02
						<b>\$ 3,400.02</b>
						<b>\$ 3,400.02</b>
<b>Grand Total</b>						<b>\$ 1,824,535.51</b>



Reporting Period: September 2023 (FY 2024)  
 As Of Period: 09/30/2023

10/3/23 3:12 PM

**LEXINGTON LOCAL SCHOOLS**  
**Revenue Account Summary**

Fund-SCC	Description	FYTDReceivable	FYTD Received	MTD Received	YTD Received
<b>SCC:</b>	<b>0000</b>				
001-0000	GENERAL FUND	\$ 24,404,761.85	\$ 7,790,409.30	\$ 994,680.51	\$ 21,022,408.66
		<b>\$ 24,404,761.85</b>	<b>\$ 7,790,409.30</b>	<b>\$ 994,680.51</b>	<b>\$ 21,022,408.66</b>
<b>SCC:</b>	<b>9412</b>				
001-9412	GENERAL BUDGET RESERVE SET- ASIDE-1%/BWC	0.00	0.00	0.00	0.00
		<b>\$ 0.00</b>	<b>\$ 0.00</b>	<b>\$ 0.00</b>	<b>\$ 0.00</b>
<b>SCC:</b>	<b>0000</b>				
002-0000	BOND RETIREMENT FUND	3,477,883.26	1,345,683.74	3,116.96	3,365,693.71
003-0000	PERMANENT IMPROVEMENT FUND	756,070.09	269,117.64	2,577.78	701,639.89
004-0000	LFI BUILDING FUND	34,475.68	5,154.68	1,841.73	15,381.41
006-0000	FOOD SERVICE FUND	902,564.58	147,752.60	59,018.38	711,638.79
		<b>\$ 5,170,993.61</b>	<b>\$ 1,767,708.66</b>	<b>\$ 66,554.85</b>	<b>\$ 4,794,353.80</b>
<b>SCC:</b>	<b>9100</b>				
007-9100	LEXINGTON MINUTEMEN ACADEMIC SCHOLARSHIP FUND	17,443.76	3,313.37	255.58	12,728.00
		<b>\$ 17,443.76</b>	<b>\$ 3,313.37</b>	<b>\$ 255.58</b>	<b>\$ 12,728.00</b>
<b>SCC:</b>	<b>9800</b>				
007-9800	TERRY McCAMMON SCHOLARSHIP FUND	0.00	0.00	0.00	0.00
		<b>\$ 0.00</b>	<b>\$ 0.00</b>	<b>\$ 0.00</b>	<b>\$ 0.00</b>
<b>SCC:</b>	<b>9801</b>				
007-9801	MINUTEMAN ALUMNI SCHOLARSHIP FUND	0.00	0.00	0.00	0.00
		<b>\$ 0.00</b>	<b>\$ 0.00</b>	<b>\$ 0.00</b>	<b>\$ 0.00</b>
<b>SCC:</b>	<b>9999</b>				
007-9999	LEXINGTON SCHOOLS TRUST FUND	0.00	0.00	0.00	0.00
		<b>\$ 0.00</b>	<b>\$ 0.00</b>	<b>\$ 0.00</b>	<b>\$ 0.00</b>
<b>SCC:</b>	<b>0000</b>				
010-0000	CLASSROOM FACILITIES CONSTRUCTION FUND	61,643.69	6,912.25	2,208.80	33,515.59
		<b>\$ 61,643.69</b>	<b>\$ 6,912.25</b>	<b>\$ 2,208.80</b>	<b>\$ 33,515.59</b>
<b>SCC:</b>	<b>9100</b>				
018-9100	HIGH SCHOOL PRINCIPAL'S FUND	6,613.67	375.56	276.50	4,396.21
		<b>\$ 6,613.67</b>	<b>\$ 375.56</b>	<b>\$ 276.50</b>	<b>\$ 4,396.21</b>
<b>SCC:</b>	<b>9101</b>				
018-9101	HIGH SCHOOL FLOWER FUND	0.00	0.00	0.00	0.00
		<b>\$ 0.00</b>	<b>\$ 0.00</b>	<b>\$ 0.00</b>	<b>\$ 0.00</b>
<b>SCC:</b>	<b>9200</b>				
018-9200	JUNIOR HIGH PRINCIPAL'S FUND	81.58	2,090.81	761.90	2,376.81
		<b>\$ 81.58</b>	<b>\$ 2,090.81</b>	<b>\$ 761.90</b>	<b>\$ 2,376.81</b>
<b>SCC:</b>	<b>9300</b>				

Reporting Period: September 2023 (FY 2024)  
 As Of Period: 09/30/2023

10/3/23 3:12 PM

**LEXINGTON LOCAL SCHOOLS**  
**Revenue Account Summary**

Fund-SCC	Description	FYTDReceivable	FYTD Received	MTD Received	YTD Received
018-9300	EASTERN PRINCIPAL'S FUND	\$ 8,496.87	\$ 1,026.00	\$ 716.00	\$ 4,715.95
		<b>\$ 8,496.87</b>	<b>\$ 1,026.00</b>	<b>\$ 716.00</b>	<b>\$ 4,715.95</b>
<b>SCC:</b>	<b>9301</b>				
018-9301	EASTERN ELEMENTARY BOOKFAIR/BOXTOPS FUND	4,721.10	0.00	0.00	4,721.10
		<b>\$ 4,721.10</b>	<b>\$ 0.00</b>	<b>\$ 0.00</b>	<b>\$ 4,721.10</b>
<b>SCC:</b>	<b>9302</b>				
018-9302	EASTERN ELEMENTARY MATH	0.00	0.00	0.00	0.00
		<b>\$ 0.00</b>	<b>\$ 0.00</b>	<b>\$ 0.00</b>	<b>\$ 0.00</b>
<b>SCC:</b>	<b>9303</b>				
018-9303	EASTERN RUN CLUB	1,060.00	1,030.00	290.00	1,030.00
		<b>\$ 1,060.00</b>	<b>\$ 1,030.00</b>	<b>\$ 290.00</b>	<b>\$ 1,030.00</b>
<b>SCC:</b>	<b>9400</b>				
018-9400	CENTRAL PRINCIPAL'S FUND	2,631.22	652.69	215.47	1,482.29
		<b>\$ 2,631.22</b>	<b>\$ 652.69</b>	<b>\$ 215.47</b>	<b>\$ 1,482.29</b>
<b>SCC:</b>	<b>9401</b>				
018-9401	CENTRAL ELEMENTARY BOOKFAIR FUND	5,763.24	0.00	0.00	2,650.77
		<b>\$ 5,763.24</b>	<b>\$ 0.00</b>	<b>\$ 0.00</b>	<b>\$ 2,650.77</b>
<b>SCC:</b>	<b>9402</b>				
018-9402	CENTRAL ELEMENTARY ART	0.00	0.00	0.00	0.00
		<b>\$ 0.00</b>	<b>\$ 0.00</b>	<b>\$ 0.00</b>	<b>\$ 0.00</b>
<b>SCC:</b>	<b>9500</b>				
018-9500	WESTERN PRINCIPAL'S FUND	4,619.70	1,341.78	1,341.78	3,044.69
		<b>\$ 4,619.70</b>	<b>\$ 1,341.78</b>	<b>\$ 1,341.78</b>	<b>\$ 3,044.69</b>
<b>SCC:</b>	<b>9501</b>				
018-9501	WESTERN ELEMENTARY BOOKFAIR/BOXTOPS FUND	4,296.06	0.00	0.00	4,271.06
		<b>\$ 4,296.06</b>	<b>\$ 0.00</b>	<b>\$ 0.00</b>	<b>\$ 4,271.06</b>
<b>SCC:</b>	<b>9502</b>				
018-9502	HIGH SCHOOL ACADEMIC BOOSTERS FUND	0.00	0.00	0.00	0.00
		<b>\$ 0.00</b>	<b>\$ 0.00</b>	<b>\$ 0.00</b>	<b>\$ 0.00</b>
<b>SCC:</b>	<b>9503</b>				
018-9503	WESTERN ELEMENTARY ART	0.00	0.00	0.00	0.00
		<b>\$ 0.00</b>	<b>\$ 0.00</b>	<b>\$ 0.00</b>	<b>\$ 0.00</b>
<b>SCC:</b>	<b>9602</b>				
018-9602	JUNIOR HIGH ACADEMIC BOOSTERS FUND	0.00	0.00	0.00	0.00
		<b>\$ 0.00</b>	<b>\$ 0.00</b>	<b>\$ 0.00</b>	<b>\$ 0.00</b>
<b>SCC:</b>	<b>9901</b>				
018-9901	JUNIOR HIGH TEACHER ADVISORY FUND	0.00	0.00	0.00	0.00
		<b>\$ 0.00</b>	<b>\$ 0.00</b>	<b>\$ 0.00</b>	<b>\$ 0.00</b>

Reporting Period: September 2023 (FY 2024)  
 As Of Period: 09/30/2023

10/3/23 3:12 PM

**LEXINGTON LOCAL SCHOOLS**  
**Revenue Account Summary**

Fund-SCC	Description	FYTDReceivable	FYTD Received	MTD Received	YTD Received
<b>SCC:</b>	<b>9001</b>	<b>\$ 0.00</b>	<b>\$ 0.00</b>	<b>\$ 0.00</b>	<b>\$ 0.00</b>
019-9001	ACADEMIC BOOSTERS GRANTS	\$ 0.00	\$ 0.00	\$ 0.00	\$ 0.00
		<b>\$ 0.00</b>	<b>\$ 0.00</b>	<b>\$ 0.00</b>	<b>\$ 0.00</b>
<b>SCC:</b>	<b>9121</b>				
019-9121	CENTRAL ELEMENTARY PTO GRANTS	1,100.00	28.44	14.41	84.42
		<b>\$ 1,100.00</b>	<b>\$ 28.44</b>	<b>\$ 14.41</b>	<b>\$ 84.42</b>
<b>SCC:</b>	<b>9122</b>				
019-9122	EASTERN ELEMENTARY PTO GRANTS	1,100.00	28.45	14.42	84.43
		<b>\$ 1,100.00</b>	<b>\$ 28.45</b>	<b>\$ 14.42</b>	<b>\$ 84.43</b>
<b>SCC:</b>	<b>9123</b>				
019-9123	WESTERN ELEMENTARY PTO GRANTS	1,100.00	28.45	14.43	84.46
		<b>\$ 1,100.00</b>	<b>\$ 28.45</b>	<b>\$ 14.43</b>	<b>\$ 84.46</b>
<b>SCC:</b>	<b>9200</b>				
019-9200	RICHLAND COUNTY FOUNDATION GRANT PLAYGROUND	0.00	0.00	0.00	0.00
		<b>\$ 0.00</b>	<b>\$ 0.00</b>	<b>\$ 0.00</b>	<b>\$ 0.00</b>
<b>SCC:</b>	<b>9201</b>				
019-9201	RICHLAND COUNTY FOUNDATION GRANT CENTRAL PRID	0.00	0.00	0.00	0.00
		<b>\$ 0.00</b>	<b>\$ 0.00</b>	<b>\$ 0.00</b>	<b>\$ 0.00</b>
<b>SCC:</b>	<b>9202</b>				
019-9202	RICHLAND COUNTY FOUNDATION GRANT-HENSEL FY15	0.00	0.00	0.00	0.00
		<b>\$ 0.00</b>	<b>\$ 0.00</b>	<b>\$ 0.00</b>	<b>\$ 0.00</b>
<b>SCC:</b>	<b>9204</b>				
019-9204	RICHLAND COUNTY FOUNDATION GRANT-PELPHREY 15	0.00	0.00	0.00	0.00
		<b>\$ 0.00</b>	<b>\$ 0.00</b>	<b>\$ 0.00</b>	<b>\$ 0.00</b>
<b>SCC:</b>	<b>9205</b>				
019-9205	RICHLAND CO FOUNDATION GRANT-STAINED GLASS 16	0.00	0.00	0.00	0.00
		<b>\$ 0.00</b>	<b>\$ 0.00</b>	<b>\$ 0.00</b>	<b>\$ 0.00</b>
<b>SCC:</b>	<b>9206</b>				
019-9206	RICHLAND CO FOUNDATION GRANT-SEASONAL SCIE 16	0.00	0.00	0.00	0.00
		<b>\$ 0.00</b>	<b>\$ 0.00</b>	<b>\$ 0.00</b>	<b>\$ 0.00</b>
<b>SCC:</b>	<b>9207</b>				
019-9207	RICHLAND CO FOUNDATION-SCORE COMMON CORE 16	0.00	0.00	0.00	0.00
		<b>\$ 0.00</b>	<b>\$ 0.00</b>	<b>\$ 0.00</b>	<b>\$ 0.00</b>

Reporting Period: September 2023 (FY 2024)  
 As Of Period: 09/30/2023

10/3/23 3:12 PM

**LEXINGTON LOCAL SCHOOLS**  
**Revenue Account Summary**

Fund-SCC	Description	FYTDReceivable	FYTD Received	MTD Received	YTD Received
<b>SCC:</b>	<b>9208</b>				
019-9208	RICHLAND CO FOUND-BUILD A COMM OF READERS	\$ 0.00	\$ 0.00	\$ 0.00	\$ 0.00
		<b>\$ 0.00</b>	<b>\$ 0.00</b>	<b>\$ 0.00</b>	<b>\$ 0.00</b>
<b>SCC:</b>	<b>9209</b>				
019-9209	RICH CO FOUND-LEARN TO READ FOR A LIFETIME	0.00	0.00	0.00	0.00
		<b>\$ 0.00</b>	<b>\$ 0.00</b>	<b>\$ 0.00</b>	<b>\$ 0.00</b>
<b>SCC:</b>	<b>9210</b>				
019-9210	RICH CO FOUND-MULTI-SENS APPROACH TO LEARNING	0.00	0.00	0.00	0.00
		<b>\$ 0.00</b>	<b>\$ 0.00</b>	<b>\$ 0.00</b>	<b>\$ 0.00</b>
<b>SCC:</b>	<b>9211</b>				
019-9211	RICH CO FOUND-BEE AWARENESS	0.00	0.00	0.00	0.00
		<b>\$ 0.00</b>	<b>\$ 0.00</b>	<b>\$ 0.00</b>	<b>\$ 0.00</b>
<b>SCC:</b>	<b>9212</b>				
019-9212	RICH CO FOUND-DONT LET THE PIGEON STOP TALK	0.00	0.00	0.00	0.00
		<b>\$ 0.00</b>	<b>\$ 0.00</b>	<b>\$ 0.00</b>	<b>\$ 0.00</b>
<b>SCC:</b>	<b>9213</b>				
019-9213	RICH CO FOUND-BRAIN GAMES 5.0	0.00	0.00	0.00	0.00
		<b>\$ 0.00</b>	<b>\$ 0.00</b>	<b>\$ 0.00</b>	<b>\$ 0.00</b>
<b>SCC:</b>	<b>9214</b>				
019-9214	RICH CO FOUND-TALKING SENSE TO OUR NUMBERS	0.00	0.00	0.00	0.00
		<b>\$ 0.00</b>	<b>\$ 0.00</b>	<b>\$ 0.00</b>	<b>\$ 0.00</b>
<b>SCC:</b>	<b>9215</b>				
019-9215	RICH CO FOUND-SEE THE CIVILIZATION	0.00	0.00	0.00	0.00
		<b>\$ 0.00</b>	<b>\$ 0.00</b>	<b>\$ 0.00</b>	<b>\$ 0.00</b>
<b>SCC:</b>	<b>9216</b>				
019-9216	RICH CO FOUND-SCIENCE OLYMPIAD	0.00	0.00	0.00	0.00
		<b>\$ 0.00</b>	<b>\$ 0.00</b>	<b>\$ 0.00</b>	<b>\$ 0.00</b>
<b>SCC:</b>	<b>9217</b>				
019-9217	RICH CO FOUND-KICK BACK WITH CLASSICS	0.00	0.00	0.00	0.00
		<b>\$ 0.00</b>	<b>\$ 0.00</b>	<b>\$ 0.00</b>	<b>\$ 0.00</b>
<b>SCC:</b>	<b>9218</b>				
019-9218	RICH CO FOUND-WRITE STUFF STEAM KIT	0.00	0.00	0.00	0.00
		<b>\$ 0.00</b>	<b>\$ 0.00</b>	<b>\$ 0.00</b>	<b>\$ 0.00</b>
<b>SCC:</b>	<b>9219</b>				
019-9219	RICH CO FOUND-CLASSROOM	0.00	0.00	0.00	0.00

Reporting Period: September 2023 (FY 2024)  
 As Of Period: 09/30/2023

10/3/23 3:12 PM

**LEXINGTON LOCAL SCHOOLS**  
**Revenue Account Summary**

Fund-SCC	Description	FYTDReceivable	FYTD Received	MTD Received	YTD Received
	LIBRARY				
<b>SCC:</b>	<b>9220</b>	<b>\$ 0.00</b>	<b>\$ 0.00</b>	<b>\$ 0.00</b>	<b>\$ 0.00</b>
019-9220	RICH CO FOUND-LEGOS AND BUILDING BLOCKS	\$ 0.00	\$ 0.00	\$ 0.00	\$ 0.00
<b>SCC:</b>	<b>9221</b>	<b>\$ 0.00</b>	<b>\$ 0.00</b>	<b>\$ 0.00</b>	<b>\$ 0.00</b>
019-9221	RICH CO FOUND-SCIENCE DISCOVERY BINS	0.00	0.00	0.00	0.00
<b>SCC:</b>	<b>9222</b>	<b>\$ 0.00</b>	<b>\$ 0.00</b>	<b>\$ 0.00</b>	<b>\$ 0.00</b>
019-9222	RICH CO FOUND-ONE BIG HAPPY FAMILY	0.00	0.00	0.00	0.00
<b>SCC:</b>	<b>9223</b>	<b>\$ 0.00</b>	<b>\$ 0.00</b>	<b>\$ 0.00</b>	<b>\$ 0.00</b>
019-9223	RICH CO FOUND-MAKER MAVEN STEM	0.00	0.00	0.00	0.00
<b>SCC:</b>	<b>9224</b>	<b>\$ 0.00</b>	<b>\$ 0.00</b>	<b>\$ 0.00</b>	<b>\$ 0.00</b>
019-9224	RICH CO FOUND-STEM SNAP CIRCUITS	0.00	0.00	0.00	0.00
<b>SCC:</b>	<b>9225</b>	<b>\$ 0.00</b>	<b>\$ 0.00</b>	<b>\$ 0.00</b>	<b>\$ 0.00</b>
019-9225	RICH CO FOUND GRANT-STEM MATERIALS SNAP CIRCUITS	0.00	0.00	0.00	0.00
<b>SCC:</b>	<b>9226</b>	<b>\$ 0.00</b>	<b>\$ 0.00</b>	<b>\$ 0.00</b>	<b>\$ 0.00</b>
019-9226	RICH CO FOUND GRANT-SCIENCE ENRICH FIELD TRIP	0.00	0.00	0.00	0.00
<b>SCC:</b>	<b>9227</b>	<b>\$ 0.00</b>	<b>\$ 0.00</b>	<b>\$ 0.00</b>	<b>\$ 0.00</b>
019-9227	RICH CO FOUND GRANT-CAREER BOOKS AND ACTIVITIES	0.00	0.00	0.00	0.00
<b>SCC:</b>	<b>9228</b>	<b>\$ 0.00</b>	<b>\$ 0.00</b>	<b>\$ 0.00</b>	<b>\$ 0.00</b>
019-9228	RICH CO FOUND GRANT-SOCIAL STUDIES MAKERSPACE	0.00	0.00	0.00	0.00
<b>SCC:</b>	<b>9229</b>	<b>\$ 0.00</b>	<b>\$ 0.00</b>	<b>\$ 0.00</b>	<b>\$ 0.00</b>
019-9229	RICHLAND CO FOUND GRANT-SCIENCE LAB ACTIVITY REVITALIZATION	1,322.53	1,322.53	0.00	1,322.53
<b>SCC:</b>	<b>9230</b>	<b>\$ 1,322.53</b>	<b>\$ 1,322.53</b>	<b>\$ 0.00</b>	<b>\$ 1,322.53</b>

Reporting Period: September 2023 (FY 2024)  
 As Of Period: 09/30/2023

10/3/23 3:12 PM

**LEXINGTON LOCAL SCHOOLS**  
**Revenue Account Summary**

Fund-SCC	Description	FYTDReceivable	FYTD Received	MTD Received	YTD Received
019-9230	RICHLAND CO FOUND GRANT-STEAMTASTIC LEARNING	\$ 1,491.87	\$ 1,491.87	\$ 0.00	\$ 1,491.87
<b>SCC:</b>	<b>9231</b>	<b>\$ 1,491.87</b>	<b>\$ 1,491.87</b>	<b>\$ 0.00</b>	<b>\$ 1,491.87</b>
019-9231	RICHLAND CO FOUND GRANT-SOCIAL STUDIES BOARD GAME STUDIO	1,413.47	1,413.47	0.00	1,413.47
<b>SCC:</b>	<b>9232</b>	<b>\$ 1,413.47</b>	<b>\$ 1,413.47</b>	<b>\$ 0.00</b>	<b>\$ 1,413.47</b>
019-9232	RICHLAND CO FOUND GRANT-MARVELOUS MATHEMATICAL THINKING	1,046.05	1,046.05	0.00	1,046.05
<b>SCC:</b>	<b>9233</b>	<b>\$ 1,046.05</b>	<b>\$ 1,046.05</b>	<b>\$ 0.00</b>	<b>\$ 1,046.05</b>
019-9233	RICHLAND CO FOUND GRANT-FOOTPRINT IMPRESSION LAB PROJECT	1,480.00	1,480.00	0.00	1,480.00
<b>SCC:</b>	<b>9234</b>	<b>\$ 1,480.00</b>	<b>\$ 1,480.00</b>	<b>\$ 0.00</b>	<b>\$ 1,480.00</b>
019-9234	RICHLAND CO FOUND GRANT-CIRCUIT CRAZE	1,184.63	1,184.63	0.00	1,184.63
<b>SCC:</b>	<b>9235</b>	<b>\$ 1,184.63</b>	<b>\$ 1,184.63</b>	<b>\$ 0.00</b>	<b>\$ 1,184.63</b>
019-9235	RICHLAND CO FOUND GRANT-NOVELS IN VERSE BOOK CLUB	1,075.65	1,075.65	0.00	1,075.65
<b>SCC:</b>	<b>9236</b>	<b>\$ 1,075.65</b>	<b>\$ 1,075.65</b>	<b>\$ 0.00</b>	<b>\$ 1,075.65</b>
019-9236	RICHLAND CO FOUND GRANT-CODING EXPRESS BY LEGO EDUCATION	250.00	250.00	0.00	250.00
<b>SCC:</b>	<b>9301</b>	<b>\$ 250.00</b>	<b>\$ 250.00</b>	<b>\$ 0.00</b>	<b>\$ 250.00</b>
019-9301	RICH CO FOUND/SECO ROBOTICS GRANT (HEIMANN)	0.00	0.00	0.00	0.00
<b>SCC:</b>	<b>9302</b>	<b>\$ 0.00</b>	<b>\$ 0.00</b>	<b>\$ 0.00</b>	<b>\$ 0.00</b>
019-9302	RICH CO RETIRED TEACHERS ASSOC	0.00	0.00	0.00	0.00
<b>SCC:</b>	<b>9303</b>	<b>\$ 0.00</b>	<b>\$ 0.00</b>	<b>\$ 0.00</b>	<b>\$ 0.00</b>
019-9303	OHIO POWER GRANT (BERRY)	0.00	0.00	0.00	0.00
<b>SCC:</b>	<b>9304</b>	<b>\$ 0.00</b>	<b>\$ 0.00</b>	<b>\$ 0.00</b>	<b>\$ 0.00</b>
019-9304	RICHLAND CO RETIRED TEACHERS - HS ENGLISH	0.00	0.00	0.00	0.00

Reporting Period: September 2023 (FY 2024)  
 As Of Period: 09/30/2023

10/3/23 3:12 PM

**LEXINGTON LOCAL SCHOOLS  
 Revenue Account Summary**

Fund-SCC	Description	FYTDReceivable	FYTD Received	MTD Received	YTD Received
		\$ 0.00	\$ 0.00	\$ 0.00	\$ 0.00
<b>SCC:</b>	<b>9305</b>				
019-9305	OTHER GRANT	\$ 500.00	\$ 0.00	\$ 0.00	\$ 500.00
		<b>\$ 500.00</b>	<b>\$ 0.00</b>	<b>\$ 0.00</b>	<b>\$ 500.00</b>
<b>SCC:</b>	<b>9500</b>				
019-9500	DOLLAR GENERAL LIT FOUND - YOUTH LIT FY16	0.00	0.00	0.00	0.00
		<b>\$ 0.00</b>	<b>\$ 0.00</b>	<b>\$ 0.00</b>	<b>\$ 0.00</b>
<b>SCC:</b>	<b>9502</b>				
019-9502	RICHLAND CO HMG SENSORY GRANT	0.00	0.00	0.00	0.00
		<b>\$ 0.00</b>	<b>\$ 0.00</b>	<b>\$ 0.00</b>	<b>\$ 0.00</b>
<b>SCC:</b>	<b>9616</b>				
019-9616	WALMART TEACHER OF THE YEAR- DANIELLE SAVAGE	0.00	0.00	0.00	0.00
		<b>\$ 0.00</b>	<b>\$ 0.00</b>	<b>\$ 0.00</b>	<b>\$ 0.00</b>
<b>SCC:</b>	<b>9601</b>				
022-9601	OHSAA TOURNAMENT AGENCY FUND	0.00	0.00	0.00	(1,206.40)
		<b>\$ 0.00</b>	<b>\$ 0.00</b>	<b>\$ 0.00</b>	<b>\$ (1,206.40)</b>
<b>SCC:</b>	<b>0000</b>				
024-0000	EMPLOYEE BENEFITS FUND FOR MEDICAL/DENTAL	5,490,241.05	1,415,278.18	465,830.96	4,270,165.26
034-0000	OFCC PROJECT MAINTENANCE FUND	189,025.69	73,183.46	165.30	182,782.69
		<b>\$ 5,679,266.74</b>	<b>\$ 1,488,461.64</b>	<b>\$ 465,996.26</b>	<b>\$ 4,452,947.95</b>
<b>SCC:</b>	<b>9101</b>				
200-9101	HIGH SCHOOL ART CLUB	0.00	0.00	0.00	0.00
		<b>\$ 0.00</b>	<b>\$ 0.00</b>	<b>\$ 0.00</b>	<b>\$ 0.00</b>
<b>SCC:</b>	<b>9102</b>				
200-9102	HIGH SCHOOL DRAMA CLUB	12,088.93	0.00	0.00	12,088.93
		<b>\$ 12,088.93</b>	<b>\$ 0.00</b>	<b>\$ 0.00</b>	<b>\$ 12,088.93</b>
<b>SCC:</b>	<b>9103</b>				
200-9103	HIGH SCHOOL MATH CLUB	0.00	0.00	0.00	0.00
		<b>\$ 0.00</b>	<b>\$ 0.00</b>	<b>\$ 0.00</b>	<b>\$ 0.00</b>
<b>SCC:</b>	<b>9104</b>				
200-9104	HIGH SCHOOL LEADERSHIP COUNCIL	0.00	0.00	0.00	0.00
		<b>\$ 0.00</b>	<b>\$ 0.00</b>	<b>\$ 0.00</b>	<b>\$ 0.00</b>
<b>SCC:</b>	<b>9105</b>				
200-9105	HIGH SCHOOL FRENCH CLUB	105.00	0.00	0.00	0.00
		<b>\$ 105.00</b>	<b>\$ 0.00</b>	<b>\$ 0.00</b>	<b>\$ 0.00</b>
<b>SCC:</b>	<b>9107</b>				

Reporting Period: September 2023 (FY 2024)  
 As Of Period: 09/30/2023

10/3/23 3:12 PM

**LEXINGTON LOCAL SCHOOLS**  
**Revenue Account Summary**

Fund-SCC	Description	FYTDReceivable	FYTD Received	MTD Received	YTD Received
200-9107	HIGH SCHOOL SPANISH CLUB	\$ 0.00	\$ 0.00	\$ 0.00	\$ 0.00
		<b>\$ 0.00</b>	<b>\$ 0.00</b>	<b>\$ 0.00</b>	<b>\$ 0.00</b>
<b>SCC:</b>	<b>9108</b>				
200-9108	HIGH SCHOOL LEO CLUB	417.45	0.00	0.00	0.00
		<b>\$ 417.45</b>	<b>\$ 0.00</b>	<b>\$ 0.00</b>	<b>\$ 0.00</b>
<b>SCC:</b>	<b>9114</b>				
200-9114	HIGH SCHOOL STUDENT COUNCIL FUND	6,186.00	550.00	550.00	3,575.00
		<b>\$ 6,186.00</b>	<b>\$ 550.00</b>	<b>\$ 550.00</b>	<b>\$ 3,575.00</b>
<b>SCC:</b>	<b>9115</b>				
200-9115	HIGH SCHOOL KEY CLUB	891.00	0.00	0.00	81.00
		<b>\$ 891.00</b>	<b>\$ 0.00</b>	<b>\$ 0.00</b>	<b>\$ 81.00</b>
<b>SCC:</b>	<b>9116</b>				
200-9116	HIGH SCHOOL CHESS CLUB	0.00	0.00	0.00	0.00
		<b>\$ 0.00</b>	<b>\$ 0.00</b>	<b>\$ 0.00</b>	<b>\$ 0.00</b>
<b>SCC:</b>	<b>9119</b>				
200-9119	HIGH SCHOOL YEARBOOK FUND	8,718.00	5,591.00	1,960.00	7,881.00
		<b>\$ 8,718.00</b>	<b>\$ 5,591.00</b>	<b>\$ 1,960.00</b>	<b>\$ 7,881.00</b>
<b>SCC:</b>	<b>9120</b>				
200-9120	HIGH SCHOOL JOURNALISM FUND	0.00	0.00	0.00	0.00
		<b>\$ 0.00</b>	<b>\$ 0.00</b>	<b>\$ 0.00</b>	<b>\$ 0.00</b>
<b>SCC:</b>	<b>9121</b>				
200-9121	HIGH SCHOOL NATIONAL HONOR SOCIETY	5,770.00	0.00	0.00	170.00
		<b>\$ 5,770.00</b>	<b>\$ 0.00</b>	<b>\$ 0.00</b>	<b>\$ 170.00</b>
<b>SCC:</b>	<b>9160</b>				
200-9160	HIGH SCHOOL GERMAN CLUB	0.00	0.00	0.00	0.00
		<b>\$ 0.00</b>	<b>\$ 0.00</b>	<b>\$ 0.00</b>	<b>\$ 0.00</b>
<b>SCC:</b>	<b>9201</b>				
200-9201	JUNIOR HIGH ART CLUB	777.18	0.00	0.00	777.18
		<b>\$ 777.18</b>	<b>\$ 0.00</b>	<b>\$ 0.00</b>	<b>\$ 777.18</b>
<b>SCC:</b>	<b>9204</b>				
200-9204	JUNIOR HIGH STUDENT COUNCIL FUND	1,266.00	0.00	0.00	288.00
		<b>\$ 1,266.00</b>	<b>\$ 0.00</b>	<b>\$ 0.00</b>	<b>\$ 288.00</b>
<b>SCC:</b>	<b>9205</b>				
200-9205	JUNIOR HIGH LIBRARY CLUB	0.00	0.00	0.00	0.00
		<b>\$ 0.00</b>	<b>\$ 0.00</b>	<b>\$ 0.00</b>	<b>\$ 0.00</b>
<b>SCC:</b>	<b>9301</b>				
200-9301	EASTERN ELEMENTARY STUDENT ACTIVITY FUND	3,476.77	0.00	0.00	531.90
		<b>\$ 3,476.77</b>	<b>\$ 0.00</b>	<b>\$ 0.00</b>	<b>\$ 531.90</b>



Reporting Period: September 2023 (FY 2024)  
 As Of Period: 09/30/2023

10/3/23 3:12 PM

**LEXINGTON LOCAL SCHOOLS**  
**Revenue Account Summary**

Fund-SCC	Description	FYTDReceivable	FYTD Received	MTD Received	YTD Received
<b>SCC:</b>	<b>9302</b>				
200-9302	EASTERN ELEMENTARY ROBOTICS FUND	\$ 0.00	\$ 0.00	\$ 0.00	\$ 0.00
		<b>\$ 0.00</b>	<b>\$ 0.00</b>	<b>\$ 0.00</b>	<b>\$ 0.00</b>
<b>SCC:</b>	<b>9401</b>				
200-9401	CENTRAL ELEMENTARY STUDENT ACTIVITY FUND	0.00	0.00	0.00	0.00
		<b>\$ 0.00</b>	<b>\$ 0.00</b>	<b>\$ 0.00</b>	<b>\$ 0.00</b>
<b>SCC:</b>	<b>9611</b>				
200-9611	HIGH SCHOOL INFORMED TEENS FUND	0.00	12.60	0.00	12.60
		<b>\$ 0.00</b>	<b>\$ 12.60</b>	<b>\$ 0.00</b>	<b>\$ 12.60</b>
<b>SCC:</b>	<b>9612</b>				
200-9612	JUNIOR HIGH INFORMED TEENS FUND	1,154.22	0.00	0.00	1,148.64
		<b>\$ 1,154.22</b>	<b>\$ 0.00</b>	<b>\$ 0.00</b>	<b>\$ 1,148.64</b>
<b>SCC:</b>	<b>9106</b>				
300-9106	HIGH SCHOOL INTRAMURALS	0.00	0.00	0.00	0.00
		<b>\$ 0.00</b>	<b>\$ 0.00</b>	<b>\$ 0.00</b>	<b>\$ 0.00</b>
<b>SCC:</b>	<b>9115</b>				
300-9115	JAZZ BAND	0.00	0.00	0.00	0.00
		<b>\$ 0.00</b>	<b>\$ 0.00</b>	<b>\$ 0.00</b>	<b>\$ 0.00</b>
<b>SCC:</b>	<b>9116</b>				
300-9116	CHOIR	0.00	0.00	0.00	0.00
		<b>\$ 0.00</b>	<b>\$ 0.00</b>	<b>\$ 0.00</b>	<b>\$ 0.00</b>
<b>SCC:</b>	<b>9206</b>				
300-9206	JUNIOR HIGH PHYS ED DEPARTMENT FUND	786.00	0.00	0.00	540.00
		<b>\$ 786.00</b>	<b>\$ 0.00</b>	<b>\$ 0.00</b>	<b>\$ 540.00</b>
<b>SCC:</b>	<b>9210</b>				
300-9210	JR HIGH INSTRUMENTAL	0.00	0.00	0.00	0.00
		<b>\$ 0.00</b>	<b>\$ 0.00</b>	<b>\$ 0.00</b>	<b>\$ 0.00</b>
<b>SCC:</b>	<b>9600</b>				
300-9600	ATHLETIC FUND	256,500.00	109,331.79	41,575.76	170,999.96
		<b>\$ 256,500.00</b>	<b>\$ 109,331.79</b>	<b>\$ 41,575.76</b>	<b>\$ 170,999.96</b>
<b>SCC:</b>	<b>9601</b>				
300-9601	ATHLETIC CAPITAL FUND	37,000.00	15,000.00	6,000.00	40,000.00
		<b>\$ 37,000.00</b>	<b>\$ 15,000.00</b>	<b>\$ 6,000.00</b>	<b>\$ 40,000.00</b>
<b>SCC:</b>	<b>9602</b>				
300-9602	ORCHESTRA	0.00	0.00	0.00	0.00
		<b>\$ 0.00</b>	<b>\$ 0.00</b>	<b>\$ 0.00</b>	<b>\$ 0.00</b>
<b>SCC:</b>	<b>9603</b>				

Reporting Period: September 2023 (FY 2024)  
 As Of Period: 09/30/2023

10/3/23 3:12 PM

**LEXINGTON LOCAL SCHOOLS**  
**Revenue Account Summary**

Fund-SCC	Description	FYTDReceivable	FYTD Received	MTD Received	YTD Received
300-9603	ELEMENTARY MUSIC	\$ 0.00	\$ 0.00	\$ 0.00	\$ 0.00
<b>SCC:</b>	<b>9605</b>	<b>\$ 0.00</b>	<b>\$ 0.00</b>	<b>\$ 0.00</b>	<b>\$ 0.00</b>
300-9605	BAND	0.00	0.00	0.00	0.00
<b>SCC:</b>	<b>9020</b>	<b>\$ 0.00</b>	<b>\$ 0.00</b>	<b>\$ 0.00</b>	<b>\$ 0.00</b>
451-9020	Network Connectivity FY 2020	0.00	0.00	0.00	0.00
<b>SCC:</b>	<b>9021</b>	<b>\$ 0.00</b>	<b>\$ 0.00</b>	<b>\$ 0.00</b>	<b>\$ 0.00</b>
451-9021	Network Connectivity FY 2021	0.00	0.00	0.00	0.00
<b>SCC:</b>	<b>9022</b>	<b>\$ 0.00</b>	<b>\$ 0.00</b>	<b>\$ 0.00</b>	<b>\$ 0.00</b>
451-9022	Network Connectivity FY2022	0.00	0.00	0.00	0.00
<b>SCC:</b>	<b>9023</b>	<b>\$ 0.00</b>	<b>\$ 0.00</b>	<b>\$ 0.00</b>	<b>\$ 0.00</b>
451-9023	DATA COMMUNICATION FUND	9,000.00	230.50	0.00	4,730.50
<b>SCC:</b>	<b>9024</b>	<b>\$ 9,000.00</b>	<b>\$ 230.50</b>	<b>\$ 0.00</b>	<b>\$ 4,730.50</b>
451-9024	DATA COMMUNICATION FUND	0.00	0.00	0.00	0.00
<b>SCC:</b>	<b>9922</b>	<b>\$ 0.00</b>	<b>\$ 0.00</b>	<b>\$ 0.00</b>	<b>\$ 0.00</b>
451-9922	Emergency Connectivity FY2022	0.00	0.00	0.00	0.00
<b>SCC:</b>	<b>0000</b>	<b>\$ 0.00</b>	<b>\$ 0.00</b>	<b>\$ 0.00</b>	<b>\$ 0.00</b>
467-0000	STUDENT WELLNESS AND SUCCESS FUND	0.00	0.00	0.00	0.00
<b>SCC:</b>	<b>9020</b>	<b>\$ 0.00</b>	<b>\$ 0.00</b>	<b>\$ 0.00</b>	<b>\$ 0.00</b>
499-9020	SCHOOL SAFETY GRANT FY20	0.00	0.00	0.00	0.00
<b>SCC:</b>	<b>9021</b>	<b>\$ 0.00</b>	<b>\$ 0.00</b>	<b>\$ 0.00</b>	<b>\$ 0.00</b>
499-9021	SCHOOL SAFETY GRANT FY21	0.00	0.00	0.00	0.00
<b>SCC:</b>	<b>9022</b>	<b>\$ 0.00</b>	<b>\$ 0.00</b>	<b>\$ 0.00</b>	<b>\$ 0.00</b>
499-9022	SCHOOL SAFETY GRANT FY22	0.00	0.00	0.00	0.00
<b>SCC:</b>	<b>9023</b>	<b>\$ 0.00</b>	<b>\$ 0.00</b>	<b>\$ 0.00</b>	<b>\$ 0.00</b>
499-9023	MISCELLANEOUS STATE GRANT FUND	0.00	0.00	0.00	12,497.09
<b>SCC:</b>	<b>9101</b>	<b>\$ 0.00</b>	<b>\$ 0.00</b>	<b>\$ 0.00</b>	<b>\$ 12,497.09</b>

Reporting Period: September 2023 (FY 2024)  
 As Of Period: 09/30/2023

10/3/23 3:12 PM

**LEXINGTON LOCAL SCHOOLS**  
**Revenue Account Summary**

Fund-SCC	Description	FYTDReceivable	FYTD Received	MTD Received	YTD Received
499-9101	STATE GRANT 2001 READING IMPROV.INCENT-CENTRA	\$ 0.00	\$ 0.00	\$ 0.00	\$ 0.00
<b>SCC: 9121</b>		<b>\$ 0.00</b>	<b>\$ 0.00</b>	<b>\$ 0.00</b>	<b>\$ 0.00</b>
499-9121	SCHOOL BUS PURCHASE PROGRAM	0.00	0.00	0.00	135,000.00
<b>SCC: 9122</b>		<b>\$ 0.00</b>	<b>\$ 0.00</b>	<b>\$ 0.00</b>	<b>\$ 135,000.00</b>
499-9122	SCHOOL BUS PURCHASE PROGRAM	0.00	0.00	0.00	0.00
<b>SCC: 9123</b>		<b>\$ 0.00</b>	<b>\$ 0.00</b>	<b>\$ 0.00</b>	<b>\$ 0.00</b>
499-9123	MISCELLANEOUS STATE GRANT FUND	0.00	0.00	0.00	0.00
<b>SCC: 9922</b>		<b>\$ 0.00</b>	<b>\$ 0.00</b>	<b>\$ 0.00</b>	<b>\$ 0.00</b>
499-9922	MISCELLANEOUS STATE GRANT FUND	0.00	0.00	0.00	0.00
<b>SCC: 9913</b>		<b>\$ 0.00</b>	<b>\$ 0.00</b>	<b>\$ 0.00</b>	<b>\$ 0.00</b>
506-9913	OHIO RESIDENT EDUCATOR PROGRAM	0.00	0.00	0.00	0.00
<b>SCC: 9914</b>		<b>\$ 0.00</b>	<b>\$ 0.00</b>	<b>\$ 0.00</b>	<b>\$ 0.00</b>
506-9914	OHIO RESIDENT EDUCATOR PROGRAM	0.00	0.00	0.00	0.00
<b>SCC: 0000</b>		<b>\$ 0.00</b>	<b>\$ 0.00</b>	<b>\$ 0.00</b>	<b>\$ 0.00</b>
507-0000	ELEMENTARY AND SECONDARY SCHOOL EMERGENCY RELIEF FUND	0.00	0.00	0.00	0.00
<b>SCC: 9021</b>		<b>\$ 0.00</b>	<b>\$ 0.00</b>	<b>\$ 0.00</b>	<b>\$ 0.00</b>
507-9021	ESSER FUNDING FY21	0.00	0.00	0.00	0.00
<b>SCC: 9022</b>		<b>\$ 0.00</b>	<b>\$ 0.00</b>	<b>\$ 0.00</b>	<b>\$ 0.00</b>
507-9022	ESSER ARP FUNDING	626,273.39	396,201.90	164,317.31	695,360.19
<b>SCC: 9023</b>		<b>\$ 626,273.39</b>	<b>\$ 396,201.90</b>	<b>\$ 164,317.31</b>	<b>\$ 695,360.19</b>
507-9023	ELEMENTARY AND SECONDARY SCHOOL EMERGENCY RELIEF FUND	0.00	0.00	0.00	0.00
<b>SCC: 9921</b>		<b>\$ 0.00</b>	<b>\$ 0.00</b>	<b>\$ 0.00</b>	<b>\$ 0.00</b>
507-9921	ESSER II FUNDING	0.00	0.00	0.00	13,921.15

Reporting Period: September 2023 (FY 2024)  
 As Of Period: 09/30/2023

10/3/23 3:12 PM

**LEXINGTON LOCAL SCHOOLS**  
**Revenue Account Summary**

Fund-SCC	Description	FYTDReceivable	FYTD Received	MTD Received	YTD Received
<b>SCC:</b>	<b>9021</b>	<b>\$ 0.00</b>	<b>\$ 0.00</b>	<b>\$ 0.00</b>	<b>\$ 13,921.15</b>
510-9021	CRF FUNDING FY21	\$ 0.00	\$ 0.00	\$ 0.00	\$ 0.00
		<b>\$ 0.00</b>	<b>\$ 0.00</b>	<b>\$ 0.00</b>	<b>\$ 0.00</b>
<b>SCC:</b>	<b>9020</b>				
516-9020	IDEA-B SPECIAL EDUCATION FY20	0.00	0.00	0.00	0.00
		<b>\$ 0.00</b>	<b>\$ 0.00</b>	<b>\$ 0.00</b>	<b>\$ 0.00</b>
<b>SCC:</b>	<b>9021</b>				
516-9021	IDEA-B SPECIAL EDUCATION FY21	0.00	0.00	0.00	0.00
		<b>\$ 0.00</b>	<b>\$ 0.00</b>	<b>\$ 0.00</b>	<b>\$ 0.00</b>
<b>SCC:</b>	<b>9022</b>				
516-9022	IDEA-B SPECIAL EDUCATION FY22	0.00	0.00	0.00	0.00
		<b>\$ 0.00</b>	<b>\$ 0.00</b>	<b>\$ 0.00</b>	<b>\$ 0.00</b>
<b>SCC:</b>	<b>9023</b>				
516-9023	IDEA PART B GRANTS	0.00	0.00	0.00	306,111.63
		<b>\$ 0.00</b>	<b>\$ 0.00</b>	<b>\$ 0.00</b>	<b>\$ 306,111.63</b>
<b>SCC:</b>	<b>9024</b>				
516-9024	IDEA PART B GRANTS	548,857.90	66,029.01	61,073.55	66,029.01
		<b>\$ 548,857.90</b>	<b>\$ 66,029.01</b>	<b>\$ 61,073.55</b>	<b>\$ 66,029.01</b>
<b>SCC:</b>	<b>9922</b>				
516-9922	IDEA PART B GRANTS	0.00	0.00	0.00	0.00
		<b>\$ 0.00</b>	<b>\$ 0.00</b>	<b>\$ 0.00</b>	<b>\$ 0.00</b>
<b>SCC:</b>	<b>9020</b>				
572-9020	TITLE I FY20	0.00	0.00	0.00	0.00
		<b>\$ 0.00</b>	<b>\$ 0.00</b>	<b>\$ 0.00</b>	<b>\$ 0.00</b>
<b>SCC:</b>	<b>9021</b>				
572-9021	TITLE I FY21	0.00	0.00	0.00	0.00
		<b>\$ 0.00</b>	<b>\$ 0.00</b>	<b>\$ 0.00</b>	<b>\$ 0.00</b>
<b>SCC:</b>	<b>9022</b>				
572-9022	TITLE I FY22	0.00	0.00	0.00	0.00
		<b>\$ 0.00</b>	<b>\$ 0.00</b>	<b>\$ 0.00</b>	<b>\$ 0.00</b>
<b>SCC:</b>	<b>9023</b>				
572-9023	TITLE I DISADVANTAGED CHILDREN	3,243.26	3,243.26	0.00	133,384.85
		<b>\$ 3,243.26</b>	<b>\$ 3,243.26</b>	<b>\$ 0.00</b>	<b>\$ 133,384.85</b>
<b>SCC:</b>	<b>9024</b>				
572-9024	TITLE I DISADVANTAGED CHILDREN	270,230.63	16,341.76	11,710.96	16,341.76
		<b>\$ 270,230.63</b>	<b>\$ 16,341.76</b>	<b>\$ 11,710.96</b>	<b>\$ 16,341.76</b>
<b>SCC:</b>	<b>9921</b>				
572-9921	EOEC	0.00	0.00	0.00	0.00

Reporting Period: September 2023 (FY 2024)  
 As Of Period: 09/30/2023

10/3/23 3:12 PM

**LEXINGTON LOCAL SCHOOLS**  
**Revenue Account Summary**

Fund-SCC	Description	FYTDReceivable	FYTD Received	MTD Received	YTD Received
<b>SCC:</b>	<b>9922</b>	<b>\$ 0.00</b>	<b>\$ 0.00</b>	<b>\$ 0.00</b>	<b>\$ 0.00</b>
572-9922	TITLE I DISADVANTAGED CHILDREN	\$ 0.00	\$ 0.00	\$ 0.00	\$ 0.00
		<b>\$ 0.00</b>	<b>\$ 0.00</b>	<b>\$ 0.00</b>	<b>\$ 0.00</b>
<b>SCC:</b>	<b>9923</b>				
572-9923	TITLE I DISADVANTAGED CHILDREN	0.00	0.00	0.00	1,783.65
		<b>\$ 0.00</b>	<b>\$ 0.00</b>	<b>\$ 0.00</b>	<b>\$ 1,783.65</b>
<b>SCC:</b>	<b>9022</b>				
584-9022	TITLE IV FY22	0.00	0.00	0.00	0.00
		<b>\$ 0.00</b>	<b>\$ 0.00</b>	<b>\$ 0.00</b>	<b>\$ 0.00</b>
<b>SCC:</b>	<b>9023</b>				
584-9023	TITLE IV, PART A, STUDENT SUPPORT AND ACADEMIC ENRICHMENT PROGRAMS	0.00	0.00	0.00	5,720.52
		<b>\$ 0.00</b>	<b>\$ 0.00</b>	<b>\$ 0.00</b>	<b>\$ 5,720.52</b>
<b>SCC:</b>	<b>9024</b>				
584-9024	TITLE IV, PART A, STUDENT SUPPORT AND ACADEMIC ENRICHMENT PROGRAMS	20,671.03	0.00	0.00	0.00
		<b>\$ 20,671.03</b>	<b>\$ 0.00</b>	<b>\$ 0.00</b>	<b>\$ 0.00</b>
<b>SCC:</b>	<b>9924</b>				
584-9924	TITLE IV, PART A, STUDENT SUPPORT AND ACADEMIC ENRICHMENT PROGRAMS	67,818.24	0.00	0.00	0.00
		<b>\$ 67,818.24</b>	<b>\$ 0.00</b>	<b>\$ 0.00</b>	<b>\$ 0.00</b>
<b>SCC:</b>	<b>9020</b>				
587-9020	EARLY CHILDHOOD SPECIAL EDUCATION IDEA FY20	0.00	0.00	0.00	0.00
		<b>\$ 0.00</b>	<b>\$ 0.00</b>	<b>\$ 0.00</b>	<b>\$ 0.00</b>
<b>SCC:</b>	<b>9021</b>				
587-9021	EARLY CHILDHOOD SPECIAL EDUCATION IDEA FY21	0.00	0.00	0.00	0.00
		<b>\$ 0.00</b>	<b>\$ 0.00</b>	<b>\$ 0.00</b>	<b>\$ 0.00</b>
<b>SCC:</b>	<b>9022</b>				
587-9022	EARLY CHILDHOOD SPECIAL EDUCATION IDEA FY22	0.00	0.00	0.00	0.00
		<b>\$ 0.00</b>	<b>\$ 0.00</b>	<b>\$ 0.00</b>	<b>\$ 0.00</b>
<b>SCC:</b>	<b>9023</b>				
587-9023	IDEA PRESCHOOL-HANDICAPPED	0.00	0.00	0.00	3,775.49
		<b>\$ 0.00</b>	<b>\$ 0.00</b>	<b>\$ 0.00</b>	<b>\$ 3,775.49</b>
<b>SCC:</b>	<b>9024</b>				
587-9024	IDEA PRESCHOOL-HANDICAPPED	24,547.56	229.94	0.00	229.94

**LEXINGTON LOCAL SCHOOLS**  
**Revenue Account Summary**

Fund-SCC	Description	FYTDReceivable	FYTD Received	MTD Received	YTD Received
		\$ 24,547.56	\$ 229.94	\$ 0.00	\$ 229.94
<b>SCC:</b>	<b>9922</b>				
587-9922	IDEA PRESCHOOL-HANDICAPPED	\$ 0.00	\$ 0.00	\$ 0.00	\$ 0.00
		<b>\$ 0.00</b>	<b>\$ 0.00</b>	<b>\$ 0.00</b>	<b>\$ 0.00</b>
<b>SCC:</b>	<b>9923</b>				
587-9923	IDEA PRESCHOOL-HANDICAPPED	0.00	0.00	0.00	6,034.35
		<b>\$ 0.00</b>	<b>\$ 0.00</b>	<b>\$ 0.00</b>	<b>\$ 6,034.35</b>
<b>SCC:</b>	<b>9020</b>				
590-9020	TITLE II-A IMPROVING TEACHER QUALITY FY20	0.00	0.00	0.00	0.00
		<b>\$ 0.00</b>	<b>\$ 0.00</b>	<b>\$ 0.00</b>	<b>\$ 0.00</b>
<b>SCC:</b>	<b>9021</b>				
590-9021	TITLE II-A IMPROVING TEACHER QUALITY FY21	0.00	0.00	0.00	0.00
		<b>\$ 0.00</b>	<b>\$ 0.00</b>	<b>\$ 0.00</b>	<b>\$ 0.00</b>
<b>SCC:</b>	<b>9022</b>				
590-9022	TITLE II-A IMPROVING TEACHER QUALITY FY22	0.00	0.00	0.00	0.00
		<b>\$ 0.00</b>	<b>\$ 0.00</b>	<b>\$ 0.00</b>	<b>\$ 0.00</b>
<b>SCC:</b>	<b>9023</b>				
590-9023	IMPROVING TEACHER QUALITY	0.00	0.00	0.00	22,689.12
		<b>\$ 0.00</b>	<b>\$ 0.00</b>	<b>\$ 0.00</b>	<b>\$ 22,689.12</b>
<b>SCC:</b>	<b>9024</b>				
590-9024	IMPROVING TEACHER QUALITY	59,516.83	3,400.02	3,400.02	3,400.02
		<b>\$ 59,516.83</b>	<b>\$ 3,400.02</b>	<b>\$ 3,400.02</b>	<b>\$ 3,400.02</b>
<b>SCC:</b>	<b>9020</b>				
599-9020	TITLE IV FY20	0.00	0.00	0.00	0.00
		<b>\$ 0.00</b>	<b>\$ 0.00</b>	<b>\$ 0.00</b>	<b>\$ 0.00</b>
<b>SCC:</b>	<b>9021</b>				
599-9021	TITLE IV FY21	0.00	0.00	0.00	0.00
		<b>\$ 0.00</b>	<b>\$ 0.00</b>	<b>\$ 0.00</b>	<b>\$ 0.00</b>
<b>SCC:</b>	<b>9023</b>				
599-9023	MISCELLANEOUS FED. GRANT FUND	0.00	0.00	0.00	0.00
		<b>\$ 0.00</b>	<b>\$ 0.00</b>	<b>\$ 0.00</b>	<b>\$ 0.00</b>
<b>SCC:</b>	<b>9921</b>				
599-9921	RICHLAND COUNTY MOBILE HOT SPOT GRANT	0.00	0.00	0.00	0.00
		<b>\$ 0.00</b>	<b>\$ 0.00</b>	<b>\$ 0.00</b>	<b>\$ 0.00</b>
<b>SCC:</b>	<b>9922</b>				
599-9922	MISCELLANEOUS FED. GRANT FUND	0.00	0.00	0.00	0.00
		<b>\$ 0.00</b>	<b>\$ 0.00</b>	<b>\$ 0.00</b>	<b>\$ 0.00</b>

Reporting Period: September 2023 (FY 2024)

10/3/23 3:12 PM

As Of Period: 09/30/2023

**LEXINGTON LOCAL SCHOOLS**  
**Revenue Account Summary**

Fund-SCC	Description	FYTDReceivable	FYTD Received	MTD Received	YTD Received
SCC: 599-9923	9923 MISCELLANEOUS FED. GRANT FUND	\$ 0.00	\$ 0.00	\$ 0.00	\$ 129,750.00
		<b>\$ 0.00</b>	<b>\$ 0.00</b>	<b>\$ 0.00</b>	<b>\$ 129,750.00</b>
<b>Grand Total</b>		<b>\$ 37,350,752.68</b>	<b>\$ 11,688,833.38</b>	<b>\$ 1,823,928.51</b>	<b>\$ 32,148,307.47</b>

Reporting Period: September 2023 (FY 2024)

10/3/23 3:11 PM

As Of Period: 09/30/2023

### LEXINGTON LOCAL SCHOOLS Appropriation Summary Report

Fund-SCC	Description	FYTD Appropriated	Prior Year Encumbrance	FYTD Expendable	FYTD Expended	MTD Expended	Encumbrance	Future Encumbrance	FYTD Unencumbered	Percent Expended/Encumbered
001-0000	GENERAL FUND	\$ 26,590,833.94	\$ 739,150.34	\$ 27,329,984.28	\$ 7,077,140.98	\$ 2,493,637.37	\$ 3,156,442.83	\$ 997.50	\$ 17,096,400.47	37.44 %
001-9412	GENERAL BUDGET RESERVE SET-ASIDE-1%/BWC	0.00	0.00	0.00	0.00	0.00	0.00	0.00	0.00	0.00
002-0000	BOND RETIREMENT FUND	3,131,594.96	0.00	3,131,594.96	2,155,341.66	2,132,903.13	889,778.13	0.00	86,475.17	97.24
003-0000	PERMANENT IMPROVEMENT FUND	751,829.99	28,584.00	780,413.99	373,267.17	80,765.65	344,603.98	0.00	62,542.84	91.99
004-0000	LFI BUILDING FUND	68,142.75	353,257.39	421,400.14	12,549.00	1,680.00	340,708.39	0.00	68,142.75	83.83
006-0000	FOOD SERVICE FUND	910,073.80	1,046.03	911,119.83	204,819.69	85,157.26	216,203.26	0.00	490,096.88	46.21
007-9100	LEXINGTON MINUTEMEN ACADEMIC SCHOLARSHIP FUND	15,000.00	4,050.00	19,050.00	0.00	0.00	4,050.00	0.00	15,000.00	21.26
007-9800	TERRY McCAMMON SCHOLARSHIP FUND	0.00	0.00	0.00	0.00	0.00	0.00	0.00	0.00	0.00
007-9801	MINUTEMAN ALUMNI SCHOLARSHIP FUND	0.00	0.00	0.00	0.00	0.00	0.00	0.00	0.00	0.00
007-9999	LEXINGTON SCHOOLS TRUST FUND	0.00	0.00	0.00	0.00	0.00	0.00	0.00	0.00	0.00
010-0000	CLASSROOM FACILITIES CONSTRUCTION FUND	92,114.92	581,641.28	673,756.20	163,851.00	35,459.00	445,664.28	0.00	64,240.92	90.47
018-9100	HIGH SCHOOL PRINCIPAL'S FUND	6,200.00	49.48	6,249.48	1,018.50	728.00	3,280.98	0.00	1,950.00	68.80
018-9101	HIGH SCHOOL FLOWER FUND	0.00	0.00	0.00	0.00	0.00	0.00	0.00	0.00	0.00
018-9200	JUNIOR HIGH PRINCIPAL'S FUND	1,500.00	130.50	1,630.50	0.00	0.00	175.50	0.00	1,455.00	10.76
018-9300	EASTERN PRINCIPAL'S FUND	7,000.00	534.40	7,534.40	452.92	452.92	681.48	0.00	6,400.00	15.06
018-9301	EASTERN ELEMENTARY BOOKFAIR/BOXTOPS FUND	4,000.00	1,000.00	5,000.00	648.34	0.00	4,351.66	0.00	0.00	100.00
018-9302	EASTERN ELEMENTARY MATH	0.00	0.00	0.00	0.00	0.00	0.00	0.00	0.00	0.00
018-9303	EASTERN RUN	1,000.00	204.86	1,204.86	155.89	155.89	1,342.97	0.00	(294.00)	124.40



Reporting Period: September 2023 (FY 2024)

10/3/23 3:11 PM

As Of Period: 09/30/2023

### LEXINGTON LOCAL SCHOOLS Appropriation Summary Report

Fund-SCC	Description	FYTD Appropriated	Prior Year Encumbrance	FYTD Expendable	FYTD Expended	MTD Expended	Encumbrance	Future Encumbrance	FYTD Unencumbered	Percent Expended/Encumbered
018-9400	CLUB CENTRAL PRINCIPAL'S FUND	\$ 3,600.00	\$ 1,042.21	\$ 4,642.21	\$ 104.95	\$ 0.00	\$ 1,937.26	\$ 0.00	\$ 2,600.00	43.99 %
018-9401	CENTRAL ELEMENTARY BOOKFAIR FUND	5,000.00	0.00	5,000.00	0.00	0.00	0.00	0.00	5,000.00	0.00
018-9402	CENTRAL ELEMENTARY ART	250.00	0.00	250.00	0.00	0.00	0.00	0.00	250.00	0.00
018-9500	WESTERN PRINCIPAL'S FUND	3,600.00	448.50	4,048.50	560.70	83.70	214.50	0.00	3,273.30	19.15
018-9501	WESTERN ELEMENTARY BOOKFAIR/BOXTOP S FUND	4,700.00	0.00	4,700.00	0.00	0.00	0.00	0.00	4,700.00	0.00
018-9502	HIGH SCHOOL ACADEMIC BOOSTERS FUND	0.00	0.00	0.00	0.00	0.00	0.00	0.00	0.00	0.00
018-9503	WESTERN ELEMENTARY ART	812.30	0.00	812.30	0.00	0.00	0.00	0.00	812.30	0.00
018-9602	JUNIOR HIGH ACADEMIC BOOSTERS FUND	0.00	0.00	0.00	0.00	0.00	0.00	0.00	0.00	0.00
018-9901	JUNIOR HIGH TEACHER ADVISORY FUND	95.30	0.00	95.30	0.00	0.00	0.00	0.00	95.30	0.00
019-9001	ACADEMIC BOOSTERS GRANTS	0.00	0.00	0.00	0.00	0.00	0.00	0.00	0.00	0.00
019-9121	CENTRAL ELEMENTARY PTO GRANTS	1,500.00	0.00	1,500.00	0.00	0.00	0.00	0.00	1,500.00	0.00
019-9122	EASTERN ELEMENTARY PTO GRANTS	1,500.00	0.00	1,500.00	0.00	0.00	0.00	0.00	1,500.00	0.00
019-9123	WESTERN ELEMENTARY PTO GRANTS	1,500.00	0.00	1,500.00	0.00	0.00	0.00	0.00	1,500.00	0.00
019-9200	RICHLAND COUNTY FOUNDATION GRANT PLAYGROUND	200.00	0.00	200.00	0.00	0.00	200.00	0.00	0.00	100.00
019-9201	RICHLAND COUNTY FOUNDATION GRANT CENTRAL PRID	0.00	0.00	0.00	0.00	0.00	0.00	0.00	0.00	0.00
019-9202	RICHLAND COUNTY FOUNDATION GRANT-HENSEL FY15	0.00	0.00	0.00	0.00	0.00	0.00	0.00	0.00	0.00

Reporting Period: September 2023 (FY 2024)

10/3/23 3:11 PM

As Of Period: 09/30/2023

**LEXINGTON LOCAL SCHOOLS  
Appropriation Summary Report**

Fund-SCC	Description	FYTD Appropriated	Prior Year Encumbrance	FYTD Expendable	FYTD Expended	MTD Expended	Encumbrance	Future Encumbrance	FYTD Unencumbered	Percent Expended/Encumbered
019-9204	RICHLAND COUNTY FOUNDATION GRANT-PELPHREY 15	\$ 0.00	\$ 0.00	\$ 0.00	\$ 0.00	\$ 0.00	\$ 0.00	\$ 0.00	\$ 0.00	0.00 %
019-9205	RICHLAND CO FOUNDATION GRANT-STAINED GLASS 16	0.00	0.00	0.00	0.00	0.00	0.00	0.00	0.00	0.00
019-9206	RICHLAND CO FOUNDATION GRANT-SEASONAL SCIE 16	0.00	0.00	0.00	0.00	0.00	0.00	0.00	0.00	0.00
019-9207	RICHLAND CO FOUNDATION-S CORE COMMON CORE 16	0.00	0.00	0.00	0.00	0.00	0.00	0.00	0.00	0.00
019-9208	RICHLAND CO FOUND-BUILD A COMM OF READERS	0.00	0.00	0.00	0.00	0.00	0.00	0.00	0.00	0.00
019-9209	RICH CO FOUND-LEARN TO READ FOR A LIFETIME	0.00	0.00	0.00	0.00	0.00	0.00	0.00	0.00	0.00
019-9210	RICH CO FOUND-MULTI-SENS APPROACH TO LEARNING	0.00	0.00	0.00	0.00	0.00	0.00	0.00	0.00	0.00
019-9211	RICH CO FOUND-BEE AWARENESS	0.00	0.00	0.00	0.00	0.00	0.00	0.00	0.00	0.00
019-9212	RICH CO FOUND-DONT LET THE PIGEON STOP TALK	0.00	0.00	0.00	0.00	0.00	0.00	0.00	0.00	0.00
019-9213	RICH CO FOUND-BRAIN GAMES 5.0	0.00	0.00	0.00	0.00	0.00	0.00	0.00	0.00	0.00
019-9214	RICH CO FOUND-TALKING SENSE TO OUR NUMBERS	0.00	0.00	0.00	0.00	0.00	0.00	0.00	0.00	0.00
019-9215	RICH CO FOUND-SEE THE CIVILIZATION	0.00	0.00	0.00	0.00	0.00	0.00	0.00	0.00	0.00
019-9216	RICH CO FOUND-SCIENCE OLYMPIAD	0.00	0.00	0.00	0.00	0.00	0.00	0.00	0.00	0.00
019-9217	RICH CO FOUND-KICK BACK WITH CLASSICS	0.00	0.00	0.00	0.00	0.00	0.00	0.00	0.00	0.00
019-9218	RICH CO FOUND-WRITE STUFF STEAM KIT	0.00	0.00	0.00	0.00	0.00	0.00	0.00	0.00	0.00

Reporting Period: September 2023 (FY 2024)

10/3/23 3:11 PM

As Of Period: 09/30/2023

### LEXINGTON LOCAL SCHOOLS Appropriation Summary Report

Fund-SCC	Description	FYTD Appropriated	Prior Year Encumbrance	FYTD Expendable	FYTD Expended	MTD Expended	Encumbrance	Future Encumbrance	FYTD Unencumbered	Percent Expended/Encumbered
019-9219	RICH CO FOUND-CLASSROOM LIBRARY	\$ 0.00	\$ 0.00	\$ 0.00	\$ 0.00	\$ 0.00	\$ 0.00	\$ 0.00	\$ 0.00	0.00 %
019-9220	RICH CO FOUND-LEGOS AND BUILDING BLOCKS	0.00	0.00	0.00	0.00	0.00	0.00	0.00	0.00	0.00
019-9221	RICH CO FOUND-SCIENCE DISCOVERY BINS	0.00	0.00	0.00	0.00	0.00	0.00	0.00	0.00	0.00
019-9222	RICH CO FOUND-ONE BIG HAPPY FAMILY	0.00	0.00	0.00	0.00	0.00	0.00	0.00	0.00	0.00
019-9223	RICH CO FOUND-MAKER MAVEN STEM	0.00	0.00	0.00	0.00	0.00	0.00	0.00	0.00	0.00
019-9224	RICH CO FOUND-STEM SNAP CIRCUITS	0.00	0.00	0.00	0.00	0.00	0.00	0.00	0.00	0.00
019-9225	RICH CO FOUND GRANT-STEM MATERIALS SNAP CIRCUITS	0.00	0.00	0.00	0.00	0.00	0.00	0.00	0.00	0.00
019-9226	RICH CO FOUND GRANT-SCIENCE ENRICH FIELD TRIP	0.00	0.00	0.00	0.00	0.00	0.00	0.00	0.00	0.00
019-9227	RICH CO FOUND GRANT-CAREER BOOKS AND ACTIVITIES	0.00	0.00	0.00	0.00	0.00	0.00	0.00	0.00	0.00
019-9228	RICH CO FOUND GRANT-SOCIAL STUDIES MAKERSPACE	0.00	0.00	0.00	0.00	0.00	0.00	0.00	0.00	0.00
019-9229	RICHLAND CO FOUND GRANT-SCIENCE LAB ACTIVITY REVITALIZATION	1,322.53	0.00	1,322.53	1,280.22	1,280.22	42.31	0.00	0.00	100.00
019-9230	RICHLAND CO FOUND GRANT-STEAMTASTIC LEARNING	1,491.87	0.00	1,491.87	1,490.33	1,490.33	0.00	0.00	1.54	99.90
019-9231	RICHLAND CO FOUND GRANT-SOCIAL STUDIES BOARD GAME STUDIO	1,413.47	0.00	1,413.47	1,277.00	1,277.00	136.47	0.00	0.00	100.00
019-9232	RICHLAND CO FOUND GRANT-	1,046.05	0.00	1,046.05	0.00	0.00	1,046.05	0.00	0.00	100.00

Reporting Period: September 2023 (FY 2024)

10/3/23 3:11 PM

As Of Period: 09/30/2023

**LEXINGTON LOCAL SCHOOLS  
Appropriation Summary Report**

Fund-SCC	Description	FYTD Appropriated	Prior Year Encumbrance	FYTD Expendable	FYTD Expended	MTD Expended	Encumbrance	Future Encumbrance	FYTD Unencumbered	Percent Expended/Encumbered
019-9233	MARVELOUS MATHEMATICAL THINKING RICHLAND CO FOUND GRANT-FOOTPRINT IMPRESSION LAB PROJECT	\$ 1,480.00	\$ 0.00	\$ 1,480.00	\$ 0.00	\$ 0.00	\$ 0.00	\$ 0.00	\$ 1,480.00	0.00 %
019-9234	RICHLAND CO FOUND GRANT-CIRCUIT CRAZE	1,184.63	0.00	1,184.63	0.00	0.00	1,184.63	0.00	0.00	100.00
019-9235	RICHLAND CO FOUND GRANT-NOVELS IN VERSE BOOK CLUB	1,075.65	0.00	1,075.65	0.00	0.00	1,023.00	0.00	52.65	95.11
019-9236	RICHLAND CO FOUND GRANT-CODING EXPRESS BY LEGO EDUCATION	250.00	0.00	250.00	0.00	0.00	0.00	0.00	250.00	0.00
019-9301	RICH CO FOUND/SECO ROBOTICS GRANT (HEIMANN)	31.72	0.00	31.72	0.00	0.00	0.00	0.00	31.72	0.00
019-9302	RICH CO RETIRED TEACHERS ASSOC	150.00	0.00	150.00	0.00	0.00	0.00	0.00	150.00	0.00
019-9303	OHIO POWER GRANT (BERRY)	0.00	0.00	0.00	0.00	0.00	0.00	0.00	0.00	0.00
019-9304	RICHLAND CO RETIRED TEACHERS - HS ENGLISH	200.00	0.00	200.00	0.00	0.00	0.00	0.00	200.00	0.00
019-9305	OTHER GRANT	500.00	0.00	500.00	0.00	0.00	0.00	0.00	500.00	0.00
019-9500	DOLLAR GENERAL LIT FOUND - YOUTH LIT FY16	0.00	0.00	0.00	0.00	0.00	0.00	0.00	0.00	0.00
019-9502	RICHLAND CO HMG SENSORY GRANT	0.00	0.00	0.00	0.00	0.00	0.00	0.00	0.00	0.00
019-9616	WALMART TEACHER OF THE YEAR-DANIELLE SAVAGE	0.00	0.00	0.00	0.00	0.00	0.00	0.00	0.00	0.00
022-9601	OHSAA TOURNAMENT AGENCY FUND	0.00	0.00	0.00	0.00	0.00	0.00	0.00	0.00	0.00
024-0000	EMPLOYEE BENEFITS FUND FOR	5,637,051.47	303,613.65	5,940,665.12	1,589,440.03	547,938.90	190,711.11	0.00	4,160,513.98	29.97

**LEXINGTON LOCAL SCHOOLS  
Appropriation Summary Report**

Fund-SCC	Description	FYTD Appropriated	Prior Year Encumbrance	FYTD Expendable	FYTD Expended	MTD Expended	Encumbrance	Future Encumbrance	FYTD Unencumbered	Percent Expended/Encumbered
034-0000	MEDICAL/DENTAL OFCC PROJECT MAINTENANCE FUND	\$ 95,000.00	\$ 0.00	\$ 95,000.00	\$ 1,218.89	\$ 0.00	\$ 0.00	\$ 0.00	\$ 93,781.11	1.28 %
200-9101	HIGH SCHOOL ART CLUB	0.00	0.00	0.00	0.00	0.00	0.00	0.00	0.00	0.00
200-9102	HIGH SCHOOL DRAMA CLUB	7,500.00	1,658.50	9,158.50	5,080.19	400.00	2,445.00	0.00	1,633.31	82.17
200-9103	HIGH SCHOOL MATH CLUB	0.00	0.00	0.00	0.00	0.00	0.00	0.00	0.00	0.00
200-9104	HIGH SCHOOL LEADERSHIP COUNCIL	0.00	0.00	0.00	0.00	0.00	0.00	0.00	0.00	0.00
200-9105	HIGH SCHOOL FRENCH CLUB	0.00	0.00	0.00	0.00	0.00	0.00	0.00	0.00	0.00
200-9107	HIGH SCHOOL SPANISH CLUB	0.00	0.00	0.00	0.00	0.00	0.00	0.00	0.00	0.00
200-9108	HIGH SCHOOL LEO CLUB	500.00	601.14	1,101.14	105.00	105.00	1,101.14	0.00	(105.00)	109.54
200-9114	HIGH SCHOOL STUDENT COUNCIL FUND	4,200.00	0.00	4,200.00	2,473.48	973.48	1,526.52	0.00	200.00	95.24
200-9115	HIGH SCHOOL KEY CLUB	1,500.00	0.59	1,500.59	0.00	0.00	0.59	0.00	1,500.00	0.04
200-9116	HIGH SCHOOL CHESS CLUB	144.46	0.00	144.46	0.00	0.00	0.00	0.00	144.46	0.00
200-9119	HIGH SCHOOL YEARBOOK FUND	22,000.00	3,959.60	25,959.60	54.73	0.00	4,104.87	0.00	21,800.00	16.02
200-9120	HIGH SCHOOL JOURNALISM FUND	0.00	0.00	0.00	0.00	0.00	0.00	0.00	0.00	0.00
200-9121	HIGH SCHOOL NATIONAL HONOR SOCIETY	5,500.00	0.00	5,500.00	385.00	0.00	730.00	0.00	4,385.00	20.27
200-9160	HIGH SCHOOL GERMAN CLUB	0.00	0.00	0.00	0.00	0.00	0.00	0.00	0.00	0.00
200-9201	JUNIOR HIGH ART CLUB	1,000.00	0.00	1,000.00	0.00	0.00	0.00	0.00	1,000.00	0.00
200-9204	JUNIOR HIGH STUDENT COUNCIL FUND	1,500.00	0.00	1,500.00	0.00	0.00	0.00	0.00	1,500.00	0.00
200-9205	JUNIOR HIGH LIBRARY CLUB	0.00	0.00	0.00	0.00	0.00	0.00	0.00	0.00	0.00
200-9301	EASTERN ELEMENTARY STUDENT ACTIVITY FUND	3,500.00	0.00	3,500.00	0.00	0.00	0.00	0.00	3,500.00	0.00
200-9302	EASTERN ELEMENTARY	500.00	0.00	500.00	0.00	0.00	0.00	0.00	500.00	0.00

Reporting Period: September 2023 (FY 2024)

10/3/23 3:11 PM

As Of Period: 09/30/2023

### LEXINGTON LOCAL SCHOOLS Appropriation Summary Report

Fund-SCC	Description	FYTD Appropriated	Prior Year Encumbrance	FYTD Expendable	FYTD Expended	MTD Expended	Encumbrance	Future Encumbrance	FYTD Unencumbered	Percent Expended/Encumbered
	ROBOTICS FUND									
200-9401	CENTRAL ELEMENTARY STUDENT ACTIVITY FUND	\$ 0.00	\$ 0.00	\$ 0.00	\$ 0.00	\$ 0.00	\$ 0.00	\$ 0.00	\$ 0.00	0.00 %
200-9611	HIGH SCHOOL INFORMED TEENS FUND	500.00	0.00	500.00	0.00	0.00	0.00	0.00	500.00	0.00
200-9612	JUNIOR HIGH INFORMED TEENS FUND	500.00	500.00	1,000.00	0.00	0.00	500.00	0.00	500.00	50.00
300-9106	HIGH SCHOOL INTRAMURALS	0.00	0.00	0.00	0.00	0.00	0.00	0.00	0.00	0.00
300-9115	JAZZ BAND	757.62	0.00	757.62	0.00	0.00	0.00	0.00	757.62	0.00
300-9116	CHOIR	1,000.00	0.00	1,000.00	0.00	0.00	0.00	0.00	1,000.00	0.00
300-9206	JUNIOR HIGH PHYS ED DEPARTMENT FUND	1,000.00	0.00	1,000.00	0.00	0.00	1,200.00	0.00	(200.00)	120.00
300-9210	JR HIGH INSTRUMENTAL	0.00	0.00	0.00	0.00	0.00	0.00	0.00	0.00	0.00
300-9600	ATHLETIC FUND	256,390.00	1,046.94	257,436.94	122,486.06	49,067.35	121,095.77	(70.00)	13,855.11	94.62
300-9601	ATHLETIC CAPITAL FUND	50,000.00	26,274.44	76,274.44	7,540.00	7,540.00	26,274.44	0.00	42,460.00	44.33
300-9602	ORCHESTRA	0.00	0.00	0.00	0.00	0.00	0.00	0.00	0.00	0.00
300-9603	ELEMENTARY MUSIC	0.00	0.00	0.00	0.00	0.00	0.00	0.00	0.00	0.00
300-9605	BAND	0.00	0.00	0.00	0.00	0.00	0.00	0.00	0.00	0.00
451-9020	Network Connectivity FY 2020	0.00	0.00	0.00	0.00	0.00	0.00	0.00	0.00	0.00
451-9021	Network Connectivity FY 2021	0.00	0.00	0.00	0.00	0.00	0.00	0.00	0.00	0.00
451-9022	Network Connectivity FY2022	0.00	0.00	0.00	0.00	0.00	0.00	0.00	0.00	0.00
451-9023	DATA COMMUNICATION FUND	9,000.00	0.00	9,000.00	230.50	0.00	0.00	0.00	8,769.50	2.56
451-9024	DATA COMMUNICATION FUND	0.00	0.00	0.00	9,000.00	9,000.00	9,000.00	0.00	(18,000.00)	0.00
451-9922	Emergency Connectivity FY2022	0.00	0.00	0.00	0.00	0.00	0.00	0.00	0.00	0.00
467-0000	STUDENT WELLNESS AND SUCCESS FUND	0.00	0.00	0.00	0.00	(76.44)	0.00	0.00	0.00	0.00
499-9020	SCHOOL SAFETY	0.00	0.00	0.00	0.00	0.00	0.00	0.00	0.00	0.00

Reporting Period: September 2023 (FY 2024)

10/3/23 3:11 PM

As Of Period: 09/30/2023

### LEXINGTON LOCAL SCHOOLS Appropriation Summary Report

Fund-SCC	Description	FYTD Appropriated	Prior Year Encumbrance	FYTD Expendable	FYTD Expended	MTD Expended	Encumbrance	Future Encumbrance	FYTD Unencumbered	Percent Expended/Encumbered
	GRANT FY20									
499-9021	SCHOOL SAFETY GRANT FY21	\$ 0.00	\$ 0.00	\$ 0.00	\$ 0.00	\$ 0.00	\$ 0.00	\$ 0.00	\$ 0.00	0.00 %
499-9022	SCHOOL SAFETY GRANT FY22	0.00	0.00	0.00	0.00	0.00	0.00	0.00	0.00	0.00
499-9023	MISCELLANEOUS STATE GRANT FUND	0.00	0.00	0.00	0.00	0.00	0.00	0.00	0.00	0.00
499-9101	STATE GRANT 2001 READING IMPROV.INCENT-	0.00	0.00	0.00	0.00	0.00	0.00	0.00	0.00	0.00
499-9121	SCHOOL BUS PURCHASE PROGRAM	0.00	0.00	0.00	0.00	0.00	0.00	0.00	0.00	0.00
499-9122	SCHOOL BUS PURCHASE PROGRAM	0.00	0.00	0.00	0.00	0.00	0.00	0.00	0.00	0.00
499-9123	MISCELLANEOUS STATE GRANT FUND	0.00	0.00	0.00	0.00	0.00	0.00	0.00	0.00	0.00
499-9922	MISCELLANEOUS STATE GRANT FUND	0.00	0.00	0.00	0.00	0.00	0.00	0.00	0.00	0.00
506-9913	OHIO RESIDENT EDUCATOR PROGRAM	0.00	0.00	0.00	0.00	0.00	0.00	0.00	0.00	0.00
506-9914	OHIO RESIDENT EDUCATOR PROGRAM	0.00	0.00	0.00	0.00	0.00	0.00	0.00	0.00	0.00
507-0000	ELEMENTARY AND SECONDARY SCHOOL EMERGENCY RELIEF FUND	0.00	0.00	0.00	0.00	0.00	0.00	0.00	0.00	0.00
507-9021	ESSER FUNDING FY21	0.00	0.00	0.00	0.00	0.00	0.00	0.00	0.00	0.00
507-9022	ESSER ARP FUNDING	390,884.29	23,874.77	414,759.06	238,728.51	92,988.29	464,522.40	0.00	(288,491.85)	169.56
507-9023	ELEMENTARY AND SECONDARY SCHOOL EMERGENCY RELIEF FUND	0.00	0.00	0.00	0.00	0.00	0.00	0.00	0.00	0.00
507-9921	ESSER II FUNDING	0.00	0.00	0.00	0.00	0.00	0.00	0.00	0.00	0.00
510-9021	CRF FUNDING FY21	0.00	0.00	0.00	0.00	0.00	0.00	0.00	0.00	0.00
516-9020	IDEA-B SPECIAL EDUCATION FY20	0.00	0.00	0.00	0.00	0.00	0.00	0.00	0.00	0.00
516-9021	IDEA-B SPECIAL	0.00	0.00	0.00	0.00	0.00	0.00	0.00	0.00	0.00

Reporting Period: September 2023 (FY 2024)

10/3/23 3:11 PM

As Of Period: 09/30/2023

### LEXINGTON LOCAL SCHOOLS Appropriation Summary Report

Fund-SCC	Description	FYTD Appropriated	Prior Year Encumbrance	FYTD Expendable	FYTD Expended	MTD Expended	Encumbrance	Future Encumbrance	FYTD Unencumbered	Percent Expended/Encumbered
	EDUCATION FY21									
516-9022	IDEA-B SPECIAL EDUCATION FY22	\$ 3,999.56	\$ 0.00	\$ 3,999.56	\$ 0.00	\$ 0.00	\$ 0.00	\$ 0.00	\$ 3,999.56	0.00 %
516-9023	IDEA PART B GRANTS	544,858.34	0.00	544,858.34	0.00	(263.75)	0.00	0.00	544,858.34	0.00
516-9024	IDEA PART B GRANTS	0.00	0.00	0.00	120,694.14	84,775.94	951,055.67	0.00	(1,071,749.81)	0.00
516-9922	IDEA PART B GRANTS	0.00	0.00	0.00	0.00	0.00	0.00	0.00	0.00	0.00
572-9020	TITLE I FY20	0.00	0.00	0.00	0.00	0.00	0.00	0.00	0.00	0.00
572-9021	TITLE I FY21	0.00	0.00	0.00	0.00	0.00	0.00	0.00	0.00	0.00
572-9022	TITLE I FY22	6,667.10	0.00	6,667.10	0.00	0.00	0.00	0.00	6,667.10	0.00
572-9023	TITLE I DISADVANTAGED CHILDREN	252,080.51	2,699.37	254,779.88	0.00	(2,502.76)	2,699.37	0.00	252,080.51	1.06
572-9024	TITLE I DISADVANTAGED CHILDREN	0.00	0.00	0.00	31,796.60	26,288.41	54.54	0.00	(31,851.14)	0.00
572-9921	EOEC	0.00	0.00	0.00	0.00	0.00	0.00	0.00	0.00	0.00
572-9922	TITLE I DISADVANTAGED CHILDREN	7,000.00	0.00	7,000.00	0.00	0.00	0.00	0.00	7,000.00	0.00
572-9923	TITLE I DISADVANTAGED CHILDREN	1,783.65	0.00	1,783.65	0.00	0.00	0.00	0.00	1,783.65	0.00
584-9022	TITLE IV FY22	0.00	0.00	0.00	0.00	0.00	0.00	0.00	0.00	0.00
584-9023	TITLE IV, PART A, STUDENT SUPPORT AND ACADEMIC ENRICHMENT PROGRAMS	0.00	0.00	0.00	0.00	0.00	0.00	0.00	0.00	0.00
584-9024	TITLE IV, PART A, STUDENT SUPPORT AND ACADEMIC ENRICHMENT PROGRAMS	20,671.03	0.00	20,671.03	0.00	0.00	0.00	0.00	20,671.03	0.00
584-9924	TITLE IV, PART A, STUDENT SUPPORT AND ACADEMIC ENRICHMENT PROGRAMS	67,818.24	0.00	67,818.24	0.00	0.00	67,818.24	0.00	0.00	100.00
587-9020	EARLY CHILDHOOD SPECIAL EDUCATION IDEA FY20	0.00	0.00	0.00	0.00	0.00	0.00	0.00	0.00	0.00
587-9021	EARLY CHILDHOOD SPECIAL	0.00	0.00	0.00	0.00	0.00	0.00	0.00	0.00	0.00



Reporting Period: September 2023 (FY 2024)

10/3/23 3:11 PM

As Of Period: 09/30/2023

**LEXINGTON LOCAL SCHOOLS**  
**Appropriation Summary Report**

Fund-SCC	Description	FYTD Appropriated	Prior Year Encumbrance	FYTD Expendable	FYTD Expended	MTD Expended	Encumbrance	Future Encumbrance	FYTD Unencumbered	Percent Expended/Encumbered
587-9022	EDUCATION IDEA FY21 EARLY CHILDHOOD SPECIAL EDUCATION IDEA FY22	\$ 0.00	\$ 0.00	\$ 0.00	\$ 0.00	\$ 0.00	\$ 0.00	\$ 0.00	\$ 0.00	0.00 %
587-9023	IDEA PRESCHOOL- HANDICAPPED	0.00	2,690.00	2,690.00	0.00	0.00	2,690.00	0.00	0.00	100.00
587-9024	IDEA PRESCHOOL- HANDICAPPED	21,857.56	0.00	21,857.56	229.94	0.00	16,056.50	0.00	5,571.12	74.51
587-9922	IDEA PRESCHOOL- HANDICAPPED	0.00	0.00	0.00	0.00	0.00	0.00	0.00	0.00	0.00
587-9923	IDEA PRESCHOOL- HANDICAPPED	0.00	0.00	0.00	0.00	0.00	0.00	0.00	0.00	0.00
590-9020	TITLE II-A IMPROVING TEACHER QUALITY FY20	0.00	0.00	0.00	0.00	0.00	0.00	0.00	0.00	0.00
590-9021	TITLE II-A IMPROVING TEACHER QUALITY FY21	0.00	0.00	0.00	0.00	0.00	0.00	0.00	0.00	0.00
590-9022	TITLE II-A IMPROVING TEACHER QUALITY FY22	0.00	0.00	0.00	0.00	0.00	0.00	0.00	0.00	0.00
590-9023	IMPROVING TEACHER QUALITY	0.00	0.00	0.00	0.00	0.00	0.00	0.00	0.00	0.00
590-9024	IMPROVING TEACHER QUALITY	59,516.83	0.00	59,516.83	9,752.11	9,752.11	0.00	0.00	49,764.72	16.39
599-9020	TITLE IV FY20	0.00	0.00	0.00	0.00	0.00	0.00	0.00	0.00	0.00
599-9021	TITLE IV FY21	0.00	0.00	0.00	0.00	0.00	0.00	0.00	0.00	0.00
599-9023	MISCELLANEOUS FED. GRANT FUND	0.00	0.00	0.00	0.00	0.00	0.00	0.00	0.00	0.00
599-9921	RICHLAND COUNTY MOBILE HOT SPOT GRANT	0.00	0.00	0.00	0.00	0.00	0.00	0.00	0.00	0.00
599-9922	MISCELLANEOUS FED. GRANT FUND	0.00	0.00	0.00	0.00	0.00	0.00	0.00	0.00	0.00
599-9923	MISCELLANEOUS FED. GRANT FUND	851.97	38,420.80	39,272.77	47,335.05	32,310.25	0.00	0.00	(8,062.28)	120.53
<b>Grand Total</b>		<b>\$ 39,089,226.51</b>	<b>\$ 2,116,478.79</b>	<b>\$ 41,205,705.30</b>	<b>\$ 12,180,508.58</b>	<b>\$ 5,693,367.25</b>	<b>\$ 7,276,653.84</b>	<b>\$ 927.50</b>	<b>\$ 21,748,542.88</b>	