

LEXINGTON LOCAL SCHOOLS



FINANCIAL REPORT
FOR THE PERIOD ENDING
SEPTEMBER 30, 2022

PREPARED BY
JASON WHITESEL, TREASURER

Gross Depository Balances:

Richland Bank MMA 5719	\$5,112,905.87
Richland Bank Sweep Acct 3520	\$4,251,562.73
Richland Bank General Acct 0580	\$334,838.71
Richland Bank Anthem Sweep 3523	\$533,965.69
Richland Bank EE Benefits 3180	\$0.00
Richland Bank Payroll Acct 9780	\$17,352.03
Richland Bank Athletic Acct 3280	\$3,400.00

Total Depository Balances (Gross) \$10,254,025.03

Adjustments to Bank Balance:

Cash in Transit to Bank	\$13,796.64
Outstanding Checks	(\$294,582.10)
Adjustments:	
Outstanding Vision Adjustment	(\$4.04)
Outstanding Payroll	(\$1,475.46)

Total Adjustments to Bank Balance (\$282,264.96)

Investments:

Treasury Bonds and Notes	\$7,062,940.17
Certificate of Deposits	\$2,121,000.00
Other Securities	\$0.00
Other Investments:	
Richland Bank MMA 5750	\$259,594.09
Richland Bank MMA R252	\$2,328,095.49
Commercial Paper R252	\$887,700.42

Total Investments \$12,659,330.17

Cash on Hand:

Petty Cash:	
Treasurer's Office	\$100.00
High School	\$50.00
Junior High School	\$50.00
Eastern, Central, Western	\$200.00
Change Cash:	
Athletic Change	\$3,000.00
Cafeteria Change	\$276.00
Junior High School Change	\$100.00
Central Change	\$100.00
Cash with Fiscal Agent	\$0.00

Total Cash on Hand \$3,876.00

Total Balances \$22,634,966.24

Total Fund Balance \$22,634,966.24

September 01, 2022 through September 30, 2022

Account Name : Lexington Local SD Managing Agency

Account No : 5750

Summary Of Investment Holdings

Shares or Par Value	Investment Category		Avg Unit Cost	Cost Basis	Unit Price	Market Value	Estimated Ann Inc	Current Yield
<u>Money Markets - Taxable</u>								
259,594.09	Northern Instl Government Select Portfolio		1.00	259,594.09	1.00	259,594.09	5,866.83	2.26%
Totals				259,594.09		259,594.09	5,866.83	2.26%
<u>Marketable CDs</u>								
200,000	Sallie Mae Bank SLC UT	2.500%	12/13/2022	100.00	200,000.00	99.86	199,710.00	5,000.00 2.50%
25,000	State Bank of India NY	3.000%	03/06/2023	100.00	25,000.00	99.68	24,919.10	750.00 3.01%
200,000	Comenity Capital Bank	2.700%	04/17/2023	100.00	200,000.00	99.35	198,695.40	5,400.00 2.72%
150,000	Merrick Bank	2.050%	07/12/2023	100.00	150,000.00	98.52	147,787.35	3,075.00 2.08%
200,000	Capital One Natl Assn Va	0.500%	11/24/2023	100.00	200,000.00	95.91	191,815.00	1,000.00 0.52%
200,000	Luana Savings Bank	0.200%	12/29/2023	100.00	200,000.00	95.15	190,302.80	400.00 0.21%
100,000	Border State Bank	1.100%	03/27/2024	100.00	100,000.00	95.49	95,492.40	1,100.00 1.15%
248,000	Live Oak Banking Company	1.250%	09/13/2024	100.00	248,000.00	94.31	233,888.06	3,100.00 1.33%
200,000	Industrial & Com Bank 0.3	0.350%	02/11/2025	100.00	200,000.00	91.14	182,285.00	700.00 0.38%
150,000	Barclays Bk Del	2.950%	05/12/2025	100.00	150,000.00	96.61	144,918.75	4,425.00 3.05%
248,000	Goldman Sachs Bk USA	0.800%	08/18/2025	100.00	248,000.00	90.47	224,353.45	1,984.00 0.88%
200,000	Morgan Stanley Private Bk N	4.050%	09/30/2026	100.00	200,000.00	98.09	196,178.40	8,100.00 4.13%
Totals					2,121,000.00		2,030,345.71	35,034.00 1.73%
<u>U.S. Govt Agv-Exempt State</u>								
250,000	Federal Farm Cr Bks	0.220%	09/08/2023	99.95	249,862.50	96.24	240,599.53	550.00 0.23%
200,000	Federal Home Loan Banks	1.650%	12/28/2023	100.00	200,000.00	96.47	192,945.97	3,300.00 1.71%
200,000	Federal Home Loan Banks	0.220%	05/24/2024	100.00	200,000.00	93.21	186,417.74	440.00 0.24%
200,000	Federal Home Loan Banks	1.000%	07/19/2024	100.00	200,000.00	93.88	187,750.15	2,000.00 1.07%
200,000	Federal Farm Cr Bks	0.430%	10/15/2024	100.00	200,000.00	92.10	184,208.15	860.00 0.47%
250,000	Federal Home Loan Banks	2.000%	12/17/2024	100.11	250,284.71	94.94	237,345.47	5,000.00 2.11%
200,000	Federal Home Loan Banks	0.500%	09/10/2025	100.00	200,000.00	88.90	177,806.81	1,000.00 0.56%
200,000	Federal Home Loan Banks	0.500%	11/12/2025	100.00	200,000.00	88.33	176,656.72	1,000.00 0.57%
200,000	Federal Home Loan Banks	1.000%	03/30/2026	100.00	200,000.00	88.72	177,436.87	2,000.00 1.13%
200,000	Federal Farm Cr Bks	4.400%	06/22/2026	100.30	200,600.00	98.87	197,732.96	8,800.00 4.45%

September 01, 2022 through September 30, 2022

Account Name : Lexington Local SD Managing Agency

Account No : 5750

Summary Of Investment Holdings

Shares or Par Value	Investment Category			Avg Unit Cost	Cost Basis	Unit Price	Market Value	Estimated Current Ann Inc	Current Yield
300,000	Federal Home Loan Banks	1.125%	09/29/2026	100.10	300,302.55	87.83	263,478.43	3,375.00	1.28%
250,000	Federal Home Loan Banks	1.300%	11/24/2026	99.88	249,687.50	88.07	220,170.29	3,250.00	1.48%
<i>Totals</i>					2,650,737.26		2,442,549.09	31,575.00	1.29%
<u>U.S. Govt Agy-Non-Ex St-Int Only</u>									
200,000	Federal Home Ln Mtg Corp	3.200%	05/16/2025	100.00	200,000.00	97.67	195,332.25	6,400.00	3.28%
225,000	Federal Natl Mtg Assn	0.650%	07/30/2025	99.95	224,887.50	89.83	202,123.94	1,462.50	0.72%
<i>Totals</i>					424,887.50		397,456.19	7,862.50	1.98%
<i>Total Investments</i>					5,456,218.85		5,129,945.08	80,338.33	1.57%
<i>Plus Net Cash</i>							0.00		
<i>Total Market Value</i>							5,129,945.08		

Gain or Loss amounts and transactions, as shown, may not reflect the amount to be used for income tax purposes.

September 01, 2022 through September 30, 2022

Account Name : Lexington Local SD Bond Acct Man Agcy

Account No : R252

Summary Of Investment Holdings

Shares or Par Value	Investment Category		Avg Unit Cost	Cost Basis	Unit Price	Market Value	Estimated Current Ann Inc	Current Yield
<u>Money Markets - Taxable</u>								
2,328,095.49	Northern Instl Government Select Portfolio		1.00	2,328,095.49	1.00	2,328,095.49	52,614.96	2.26%
Totals				2,328,095.49		2,328,095.49	52,614.96	2.26%
<u>U.S. Treasury Bills</u>								
2,000,000	United States Treas Bills	10/06/2022	99.57	1,991,314.06	99.98	1,999,610.00	23,715.37	1.19%
Totals				1,991,314.06		1,999,610.00	23,715.37	1.19%
<u>Zero Coupon - U.S. Govt Agy</u>								
500,000	Federal Home Ln Mtg Corp	10/07/2022	99.94	499,721.10	99.97	499,834.20	8,682.12	1.74%
500,000	Federal Home Ln Mtg Corp	10/11/2022	99.92	499,581.65	99.93	499,668.45	11,057.66	2.21%
500,000	Federal Home Ln Mtg Corp	10/26/2022	99.81	499,043.75	99.81	499,047.37	13,449.33	2.70%
500,000	Federal Natl Mtg Assn	11/23/2022	99.53	497,654.85	99.55	497,773.82	15,127.35	3.04%
Totals				1,996,001.35		1,996,323.84	48,316.46	2.42%
<u>Commercial Paper - Corporate</u>								
900,000	Credit Suisse First Boston N	01/03/2023	98.63	887,700.42	98.99	890,886.60	0.00	0.00%
Totals				887,700.42		890,886.60	0.00	0.00%
Total Investments				7,203,111.32		7,214,915.93	124,646.79	1.73%
Plus Net Cash						0.00		
Total Market Value						7,214,915.93		

Gain or Loss amounts and transactions, as shown, may not reflect the amount to be used for income tax purposes.

LEXINGTON LOCAL SCHOOLS
INVESTMENT REPORT FOR THE MONTH ENDING
SEPTEMBER 30, 2022

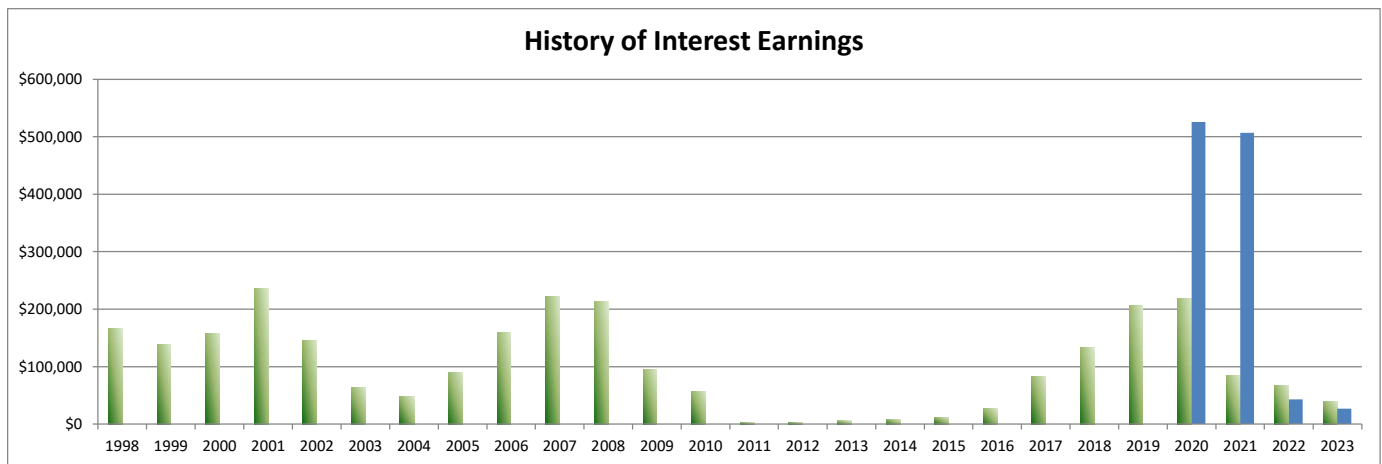
INTEREST EARNED:	THIS MONTH	FISCAL YEAR TO DATE
Richland Bank, General Sweep	\$4,516.70	\$8,627.15
Richland Bank, General MMA	\$4,784.17	\$13,436.92
Richland Bank, Anthem Sweep	\$351.35	\$1,097.45
Star Ohio	\$0.00	\$0.00
CDs, Bonds, and other investments	\$10,821.09	\$15,885.49
TOTAL INTEREST RECEIVED	\$20,473.31	\$39,047.01

INTEREST EARNED (LEX BOND ACCT)	THIS MONTH	FISCAL YEAR TO DATE
Richland Bank, General Sweep	\$0.00	\$0.00
Richland Bank, General MMA	\$0.00	\$0.00
Richland Bank, Anthem Sweep	\$0.00	\$0.00
Star Ohio	\$0.00	\$0.00
CDs, Bonds, and other investments	\$15,220.49	\$27,323.94
TOTAL INTEREST RECEIVED	\$15,220.49	\$27,323.94

History of Interest Earnings	Fiscal Year	Interest Earnings
	1998	\$ 167,057.52
	1999	\$ 138,113.69
	2000	\$ 157,991.72
	2001	\$ 236,839.79
	2002	\$ 146,052.34
	2003	\$ 63,712.36
	2004	\$ 47,970.95
	2005	\$ 90,719.94
	2006	\$ 158,724.51
	2007	\$ 221,998.86
	2008	\$ 213,660.34
	2009	\$ 95,639.63
	2010	\$ 56,860.22
	2011	\$ 3,001.78
	2012	\$ 3,090.00
	2013	\$ 5,758.97
	2014	\$ 8,349.92
	2015	\$ 11,765.22
	2016	\$ 28,300.22
	2017	\$ 83,194.26
	2018	\$ 133,582.49
	2019	\$ 205,588.68
	2020	\$ 218,228.66
	2021	\$ 85,117.81
	2022	\$ 67,902.15
FISCAL Year To Date	2023	\$39,047.01

Lex Bond Acct Interest Earnings	Fiscal Year	Interest Earnings
	2020	\$526,044.24
	2021	\$507,134.12
	2022	\$43,256.67
FISCAL Year To Date	2023	\$27,323.94

Total Interest Earnings 1998 to Present	\$ 2,688,269.04
--	------------------------



Reporting Period: September 2022 (FY 2023)

10/5/22 8:54 AM

As Of Period: 09/30/2022

LEXINGTON LOCAL SCHOOLS Cash Summary Report

Full Account Code	Description	Initial Cash	MTD Received	FYTD Received	MTD Expended	FYTD Expended	Fund Balance
001-0000	GENERAL FUND	\$ 10,270,343.42	\$ 1,740,913.48	\$ 8,673,929.34	\$ 2,239,021.86	\$ 6,194,802.47	\$ 12,749,470.29
001-9412	GENERAL BUDGET RESERVE SET- ASIDE-1%/BWC	87,928.97	0.00	0.00	0.00	0.00	87,928.97
002-0000	BOND RETIREMENT FUND	1,539,710.73	44,284.26	1,457,856.85	2,155,899.25	2,179,036.70	818,530.88
003-0000	PERMANENT IMPROVEMENT FUND	157,326.37	42,812.62	323,512.12	17,721.32	202,439.38	278,399.11
004-0000	LFI BUILDING FUND	3,783,948.86	5,737.17	10,023.31	6,806.19	1,078,887.11	2,715,085.06
006-0000	FOOD SERVICE FUND	335,154.02	62,824.72	65,791.52	71,590.54	155,008.31	245,937.23
007-9100	LEXINGTON MINUTEMEN ACADEMIC SCHOLARSHIP FUND	135,500.02	386.35	4,014.50	0.00	1,150.00	138,364.52
010-0000	CLASSROOM FACILITIES CONSTRUCTION FUND	8,914,173.95	9,483.32	17,300.63	64,245.98	4,443,549.92	4,487,924.66
018-9100	HIGH SCHOOL PRINCIPAL'S FUND	0.00	610.19	649.40	16.87	84.87	564.53
018-9101	HIGH SCHOOL FLOWER FUND	0.61	0.00	0.00	0.00	0.00	0.61
018-9200	JUNIOR HIGH PRINCIPAL'S FUND	7,955.81	(937.50)	(937.50)	772.50	772.50	6,245.81
018-9300	EASTERN PRINCIPAL'S FUND	2,492.63	1,512.92	1,512.92	0.00	0.00	4,005.55
018-9301	EASTERN ELEMENTARY BOOKFAIR/BOXTOPS FUND	3,616.00	0.00	0.00	186.83	186.83	3,429.17
018-9302	EASTERN ELEMENTARY MATH	1,036.52	0.00	0.00	0.00	0.00	1,036.52
018-9303	EASTERN RUN CLUB	379.86	1,060.00	1,060.00	0.00	0.00	1,439.86
018-9400	CENTRAL PRINCIPAL'S FUND	6,831.69	734.37	1,651.62	91.78	91.78	8,391.53
018-9401	CENTRAL ELEMENTARY BOOKFAIR FUND	4,379.76	0.00	2.70	0.00	0.00	4,382.46
018-9402	CENTRAL ELEMENTARY ART	1,941.37	0.00	0.00	0.00	0.00	1,941.37
018-9500	WESTERN PRINCIPAL'S FUND	19,405.20	2,110.52	2,110.52	910.82	910.82	20,604.90
018-9501	WESTERN ELEMENTARY BOOKFAIR/BOXTOPS FUND	4,405.06	0.00	0.00	78.51	78.51	4,326.55
018-9503	WESTERN ELEMENTARY ART	1,986.42	0.00	0.00	0.00	0.00	1,986.42
018-9901	JUNIOR HIGH TEACHER ADVISORY FUND	109.25	0.00	0.00	13.95	13.95	95.30
019-9001	ACADEMIC BOOSTERS GRANTS	769.07	0.00	0.00	0.00	0.00	769.07
019-9121	CENTRAL ELEMENTARY PTO GRANTS	1,845.70	7.65	12.32	0.00	0.00	1,858.02
019-9122	EASTERN ELEMENTARY PTO GRANTS	2,495.94	1,007.65	1,012.32	0.00	0.00	3,508.26
019-9123	WESTERN ELEMENTARY PTO GRANTS	3,233.76	2,007.64	2,012.31	0.00	0.00	5,246.07
019-9200	RICHLAND COUNTY FOUNDATION GRANT PLAYGROUND	200.00	0.00	0.00	0.00	0.00	200.00
019-9226	RICH CO FOUND GRANT-SCIENCE ENRICH FIELD TRIP	344.55	0.00	0.00	0.00	0.00	344.55
019-9227	RICH CO FOUND GRANT-CAREER BOOKS AND ACTIVITIES	0.00	532.00	532.00	0.00	0.00	532.00
019-9228	RICH CO FOUND GRANT-SOCIAL STUDIES MAKERSPACE	0.00	1,490.34	1,490.34	0.00	0.00	1,490.34
019-9301	RICH CO FOUND/SECO ROBOTICS GRANT (HEIMANN)	31.72	0.00	0.00	0.00	0.00	31.72
019-9302	RICH CO RETIRED TEACHERS ASSOC	150.00	0.00	0.00	0.00	0.00	150.00
019-9304	RICHLAND CO RETIRED TEACHERS -	200.00	0.00	0.00	0.00	0.00	200.00

Reporting Period: September 2022 (FY 2023)

10/5/22 8:54 AM

As Of Period: 09/30/2022

LEXINGTON LOCAL SCHOOLS
Cash Summary Report

Full Account Code	Description	Initial Cash	MTD Received	FYTD Received	MTD Expended	FYTD Expended	Fund Balance
	HS ENGLISH						
022-9601	OHSAA TOURNAMENT AGENCY FUND	\$ 15,697.03	\$ 0.00	\$ (14,924.85)	\$ 2,880.87	\$ 3,712.93	\$ (2,940.75)
024-0000	EMPLOYEE BENEFITS FUND FOR MEDICAL/DENTAL	602,251.69	435,404.06	1,320,597.75	544,903.41	1,431,106.93	491,742.51
034-0000	OFCC PROJECT MAINTENANCE FUND	466,338.41	2,343.90	79,425.58	1.58	1,263.52	544,500.47
200-9101	HIGH SCHOOL ART CLUB	372.46	0.00	0.00	0.00	0.00	372.46
200-9102	HIGH SCHOOL DRAMA CLUB	24,795.32	0.00	0.00	530.00	620.00	24,175.32
200-9103	HIGH SCHOOL MATH CLUB	52.70	0.00	0.00	0.00	0.00	52.70
200-9104	HIGH SCHOOL LEADERSHIP COUNCIL	681.50	0.00	0.00	0.00	0.00	681.50
200-9105	HIGH SCHOOL FRENCH CLUB	364.75	0.00	0.00	0.00	0.00	364.75
200-9107	HIGH SCHOOL SPANISH CLUB	688.50	0.00	0.00	0.00	0.00	688.50
200-9108	HIGH SCHOOL LEO CLUB	1,952.01	0.00	0.00	0.00	0.00	1,952.01
200-9114	HIGH SCHOOL STUDENT COUNCIL FUND	3,541.88	0.00	0.00	45.95	45.95	3,495.93
200-9115	HIGH SCHOOL KEY CLUB	1,789.17	0.00	0.00	0.00	0.00	1,789.17
200-9116	HIGH SCHOOL CHESS CLUB	321.00	0.00	0.00	0.00	0.00	321.00
200-9119	HIGH SCHOOL YEARBOOK FUND	48,496.71	1,725.00	2,848.00	40.24	40.24	51,304.47
200-9120	HIGH SCHOOL JOURNALISM FUND	505.44	0.00	0.00	0.00	0.00	505.44
200-9121	HIGH SCHOOL NATIONAL HONOR SOCIETY	0.00	4,393.00	4,393.00	385.00	385.00	4,008.00
200-9201	JUNIOR HIGH ART CLUB	647.48	0.00	0.00	0.00	0.00	647.48
200-9204	JUNIOR HIGH STUDENT COUNCIL FUND	1,346.98	0.00	0.00	0.00	0.00	1,346.98
200-9205	JUNIOR HIGH LIBRARY CLUB	77.65	0.00	0.00	0.00	0.00	77.65
200-9301	EASTERN ELEMENTARY STUDENT ACTIVITY FUND	1,281.57	0.00	0.00	0.00	0.00	1,281.57
200-9302	EASTERN ELEMENTARY ROBOTICS FUND	575.16	0.00	0.00	0.00	0.00	575.16
200-9611	HIGH SCHOOL INFORMED TEENS FUND	903.63	0.00	0.00	0.00	0.00	903.63
200-9612	JUNIOR HIGH INFORMED TEENS FUND	1,053.92	0.00	0.00	0.00	0.00	1,053.92
300-9115	JAZZ BAND	1,512.61	0.00	0.00	754.99	754.99	757.62
300-9116	CHOIR	1,284.95	0.00	0.00	0.00	0.00	1,284.95
300-9206	JUNIOR HIGH PHYS ED DEPARTMENT FUND	3,045.75	246.00	246.00	0.00	0.00	3,291.75
300-9210	JR HIGH INSTRUMENTAL	41.03	0.00	0.00	0.00	0.00	41.03
300-9600	ATHLETIC FUND	9,232.36	31,614.00	118,289.34	60,903.09	85,527.85	41,993.85
300-9601	ATHLETIC CAPITAL FUND	81,136.66	0.00	12,000.00	(2,627.87)	0.00	93,136.66
300-9602	ORCHESTRA	63.22	0.00	0.00	0.00	0.00	63.22
300-9603	ELEMENTARY MUSIC	1,572.09	0.00	0.00	0.00	0.00	1,572.09
300-9605	BAND	232.95	0.00	0.00	0.00	0.00	232.95
451-9022	Network Connectivity FY2022	0.00	0.00	0.00	9,000.00	9,000.00	(9,000.00)
467-0000	STUDENT WELLNESS AND SUCCESS FUND	0.00	0.00	0.00	0.00	0.00	0.00

Reporting Period: September 2022 (FY 2023)

10/5/22 8:54 AM

As Of Period: 09/30/2022

LEXINGTON LOCAL SCHOOLS
Cash Summary Report

Full Account Code	Description	Initial Cash	MTD Received	FYTD Received	MTD Expended	FYTD Expended	Fund Balance
499-9121	SCHOOL BUS PURCHASE PROGRAM	\$ 0.00	\$ 0.00	\$ 0.00	\$ 0.00	\$ 0.00	\$ 0.00
507-9022	ESSER ARP FUNDING	(80,743.35)	0.00	153,457.65	32,631.36	178,950.27	(106,235.97)
507-9921	ESSER II FUNDING	0.00	0.00	11,376.00	0.00	11,376.00	0.00
516-9022	IDEA-B SPECIAL EDUCATION FY22	(113,767.74)	0.00	117,767.30	450.00	4,449.56	(450.00)
516-9023	IDEA PART B GRANTS	0.00	0.00	0.00	21,267.25	28,874.34	(28,874.34)
516-9922	IDEA PART B GRANTS	(5,510.87)	0.00	5,510.87	769.90	769.90	(769.90)
572-9021	TITLE I FY21	0.00	0.00	0.00	0.00	0.00	0.00
572-9022	TITLE I FY22	(37,107.86)	0.00	43,774.96	0.00	6,667.10	0.00
572-9023	TITLE I DISADVANTAGED CHILDREN	0.00	0.00	0.00	24,133.03	50,037.39	(50,037.39)
572-9922	TITLE I DISADVANTAGED CHILDREN	0.00	7,000.00	7,000.00	0.00	7,000.00	0.00
584-9023	TITLE IV, PART A, STUDENT SUPPORT AND ACADEMIC ENRICHMENT PROGRAMS	0.00	0.00	0.00	0.00	26,154.52	(26,154.52)
587-9023	IDEA PRESCHOOL-HANDICAPPED	0.00	0.00	0.00	0.00	0.00	0.00
587-9922	IDEA PRESCHOOL-HANDICAPPED	(2,313.40)	0.00	2,313.40	0.00	0.00	0.00
590-9023	IMPROVING TEACHER QUALITY	0.00	0.00	0.00	9,206.96	9,206.96	(9,206.96)
Grand Total		\$ 26,320,310.62	\$ 2,399,303.66	\$ 12,427,612.22	\$ 5,262,632.16	\$ 16,112,956.60	\$ 22,634,966.24

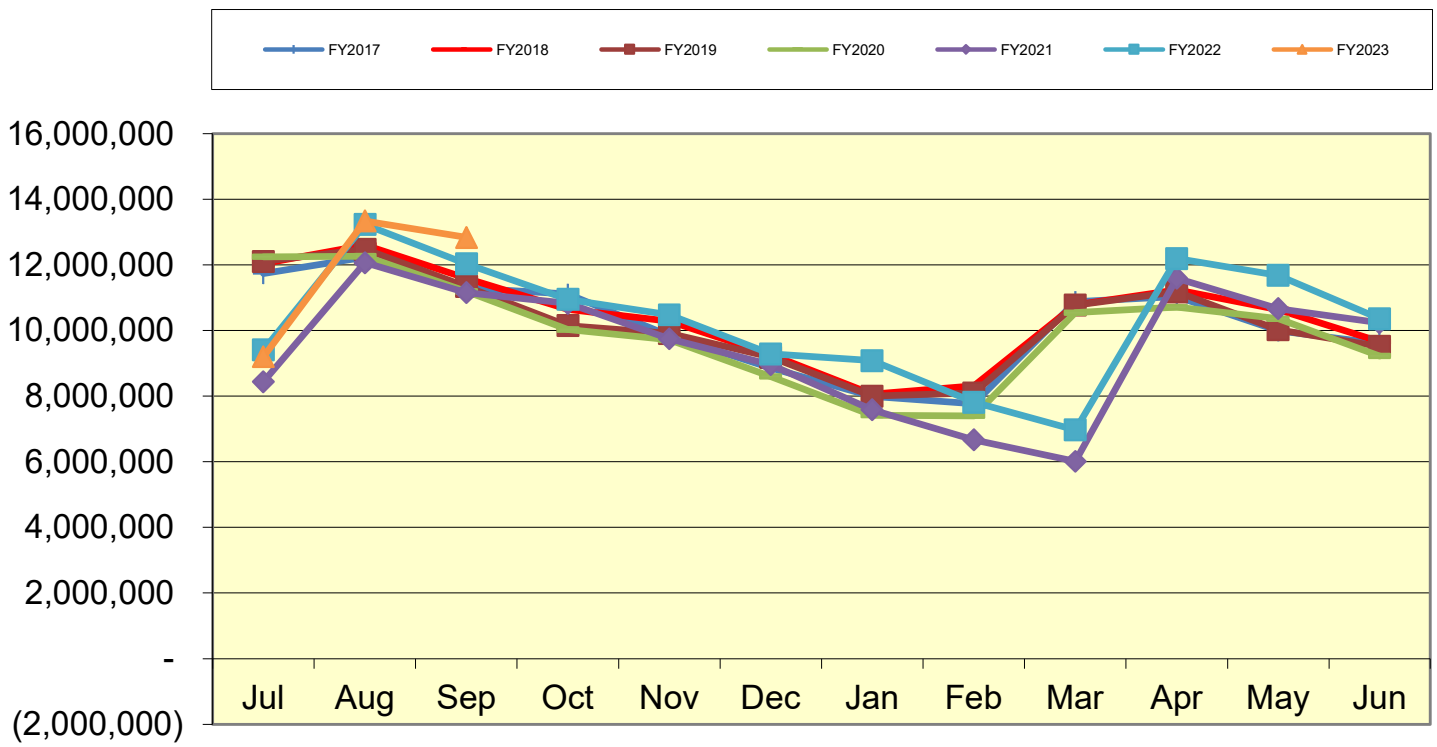
LEXINGTON LOCAL SCHOOLS
Spending Plan Summary

ODE Line Number	Monthly Estimate	Monthly Actual	Monthly Difference	FYTD Estimate	FYTD Actual	FYTD Difference
01.010 General Property (Real Estate)	\$ 0.00	\$ 0.00	\$ 0.00	\$ 4,900,000.00	\$ 4,846,201.10	\$ (53,798.90)
01.020 Tangible Personal Property Tax	0.00	0.00	0.00	435,000.00	467,255.11	32,255.11
01.030 Income Tax	0.00	0.00	0.00	0.00	0.00	0.00
01.035 Unrestricted Grants-in-Aid	745,000.00	706,194.43	(38,805.57)	2,187,844.00	2,220,807.06	32,963.06
01.040 Restricted Grants-in-Aid	6,000.00	40,154.87	34,154.87	52,142.00	120,470.59	68,328.59
01.045 Restricted Federal Grants-in-Aid - SFSF	0.00	0.00	0.00	0.00	0.00	0.00
01.050 Property Tax Allocation	2,500.00	882,356.60	879,856.60	48,500.00	882,356.60	833,856.60
01.060 All Other Operating Revenue	20,000.00	97,931.94	77,931.94	72,390.00	122,036.50	49,646.50
01.070 Total Revenue	773,500.00	1,726,637.84	953,137.84	7,695,876.00	8,659,126.96	963,250.96
02.010 Proceeds from Sale of Notes	0.00	0.00	0.00	0.00	0.00	0.00
02.020 State Emergency Loans & Advancements (Approved)	0.00	0.00	0.00	0.00	0.00	0.00
02.040 Operating Transfers-In	0.00	0.00	0.00	0.00	0.00	0.00
02.050 Advances-In	0.00	0.00	0.00	0.00	0.00	0.00
02.060 All Other Financial Sources	30,000.00	14,275.64	(15,724.36)	30,526.00	14,802.38	(15,723.62)
02.070 Total Other Financing Sources	30,000.00	14,275.64	(15,724.36)	30,526.00	14,802.38	(15,723.62)
02.080 Total Revenues and Other Financing Sources	803,500.00	1,740,913.48	937,413.48	7,726,402.00	8,673,929.34	947,527.34
03.010 Personal Services	1,150,000.00	1,255,626.64	105,626.64	3,329,728.00	3,478,494.57	148,766.57
03.020 Employees' Retirement/Insurance Benefits	585,000.00	618,987.10	33,987.10	1,716,000.00	1,750,334.19	34,334.19
03.030 Purchased Services	100,000.00	177,987.57	77,987.57	530,360.00	486,575.61	(43,784.39)
03.040 Supplies and Materials	65,000.00	172,367.22	107,367.22	178,326.00	328,723.90	150,397.90
03.050 Capital Outlay	0.00	10,431.09	10,431.09	5,110.00	17,210.74	12,100.74
03.060 Intergovernmental	0.00	0.00	0.00	0.00	0.00	0.00
04.010 Debt Service: All Principal (Historical)	0.00	0.00	0.00	0.00	0.00	0.00
04.020 Debt Service: Principal-Notes	0.00	0.00	0.00	0.00	0.00	0.00
04.030 Debt Service: Principal - State Loans	0.00	0.00	0.00	0.00	0.00	0.00
04.040 Debt Service: Principal - State Advancements	0.00	0.00	0.00	0.00	0.00	0.00
04.050 Debt Service: Principal - HB 264 Loans	0.00	0.00	0.00	0.00	0.00	0.00
04.055 Debt Service: Principal - Other	0.00	0.00	0.00	0.00	0.00	0.00
04.060 Debt Service: Interest and Fiscal Charges	0.00	0.00	0.00	0.00	0.00	0.00
04.300 Other Objects	4,500.00	3,622.24	(877.76)	113,300.00	133,463.46	20,163.46
04.500 Total Expenditures	1,904,500.00	2,239,021.86	334,521.86	5,872,824.00	6,194,802.47	321,978.47
05.010 Operational Transfers - Out	0.00	0.00	0.00	0.00	0.00	0.00
05.020 Advances - Out	0.00	0.00	0.00	0.00	0.00	0.00
05.030 All Other Financing Uses	0.00	0.00	0.00	0.00	0.00	0.00
05.040 Total Other Financing Uses	0.00	0.00	0.00	0.00	0.00	0.00
05.050 Total Expenditure and Other Financing Uses	1,904,500.00	2,239,021.86	334,521.86	5,872,824.00	6,194,802.47	321,978.47
06.010 Excess Rev & Oth Financing Sources over(under) Exp & Oth F	(1,101,000.00)	(498,108.38)	602,891.62	1,853,578.00	2,479,126.87	625,548.87
07.010 Cash Balance-July1 -Excluding Proposed Renew/Replace & New	0.00	13,335,507.64	13,335,507.64	10,358,272.00	10,358,272.39	0.39
07.020 Cash Balance June 30	(1,101,000.00)	12,837,399.26	13,938,399.26	12,211,850.00	12,837,399.26	625,549.26
08.010 Estimated Encumbrances June 30	(200,000.00)	2,628,307.18	2,828,307.18	2,500,000.00	2,628,307.18	128,307.18

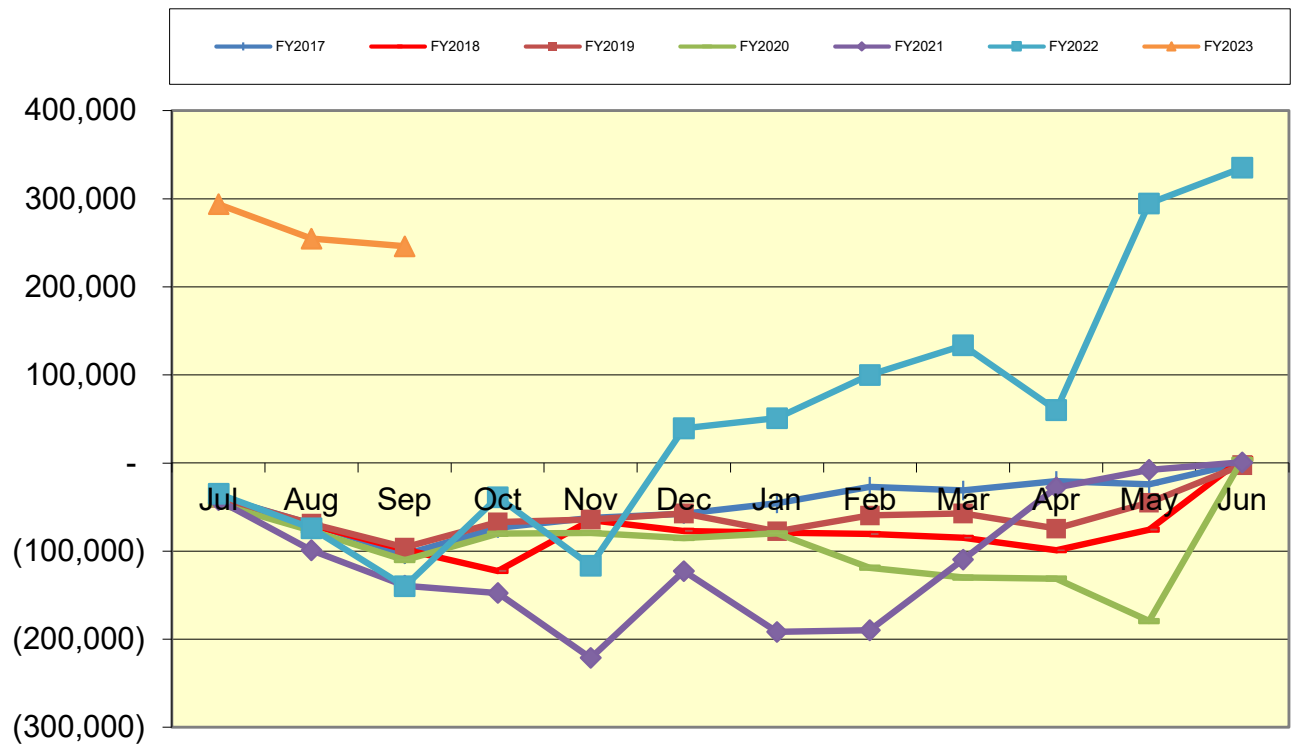
**LEXINGTON LOCAL SCHOOL DISTRICT
GENERAL FUND ONLY 2022-2023
SUMMARY OF RECEIPTS AND EXPENDITURES - FIVE YEAR FORECAST FORMAT**

LINE 7.010	BEGINNING CASH BALANCE		\$ 10,358,272		
	9/30/2022	FISCAL YEAR TO DATE Estimate	FISCAL YEAR TO DATE Actual	VARIANCE Estimate vs. Actual	PERCENT of VARIANCE
REVENUES					
LINE 1.010	Real Estate Tax	\$ 4,900,000	\$ 4,846,201	(\$53,799)	-1.10%
LINE 1.020	Personal Property Tax	\$ 435,000	\$ 467,255	\$32,255	7.41%
LINE 1.030	Income Tax	\$ -	\$ -	\$0	
LINE 1.035	State Funding	\$ 2,187,844	\$ 2,220,807	\$32,963	1.51%
LINE 1.040	Career Tech / Economic Disadv.	\$ 52,142	\$ 120,471	\$68,329	131.04%
LINE 1.050	Property Tax Allocation	\$ 48,500	\$ 882,357	\$833,857	1719.29%
LINE 1.060	Other Operating Revenue	\$ 72,390	\$ 122,036	\$49,646	68.58%
LINE 1.070	TOTAL REVENUE	\$ 7,695,876	\$ 8,659,127	\$963,251	12.52%
LINE 2.01	Proceeds from Notes	\$ -	\$ -	\$0	
LINE 2.04	Transfers In	\$ -	\$ -	\$0	
LINE 2.050	Advances In	\$ -	\$ -	\$0	#DIV/0!
LINE 2.060	Other Financing Sources	\$ 30,526	\$ 14,802	(\$15,724)	-51.51%
LINE 2.070	TOTAL OTHER SOURCES	\$ 30,526	\$ 14,802	(\$15,724)	-51.51%
LINE 2.080	TOTAL REVENUES & Sources	\$ 7,726,402	\$ 8,673,929	\$947,527	12.26%
EXPENSES					
LINE 3.010	Salaries	\$ 3,329,728	\$ 3,478,494	(\$148,766)	-4.47%
LINE 3.020	Retirement and Benefits	\$ 1,716,000	\$ 1,750,334	(\$34,334)	-2.00%
LINE 3.030	Purchased Services	\$ 530,360	\$ 486,576	\$43,784	8.26%
LINE 3.040	Supplies and Materials	\$ 178,326	\$ 328,724	(\$150,398)	-84.34%
LINE 3.050	Capital Outlay and Equipment	\$ 5,110	\$ 17,211	(\$12,101)	-236.81%
LINE 3.06	INTERGOVERNMENTAL	\$ -	\$ -	\$0	
LINE 4.020	DEBT SERVICE - Notes	\$ -	\$ -	\$0	
LINE 4.060	DEBT SERVICE - Interest charges	\$ -	\$ -	\$0	
LINE 4.300	Other Objects	\$ 113,300	\$ 133,463	(\$20,163)	-17.80%
LINE 4.500	TOTAL EXPENDITURES	\$ 5,872,824	\$ 6,194,802	(\$321,978)	-5.48%
LINE 5.00	TRANSFERS OUT	\$ -	\$ -	\$0	
LINE 5.02	ADVANCES OUT	\$ -	\$ -	\$0	
LINE 5.03	ALL OTHER USES	\$ -	\$ -	\$0	
LINE 5.040	TOTAL OTHER USES	\$ -	\$ -	\$0	
LINE 5.050	TOTAL EXPENDITURES & USES	\$ 5,872,824	\$ 6,194,802	(\$321,978)	-5.48%
		Estimate	Actual	Variance	
LINE 6.010	REVENUES OVER EXPENSES	\$ 1,853,578	\$ 2,479,127	\$625,549	
LINE 7.020	ENDING CASH BALANCE	\$ 12,211,850	\$ 12,837,399	\$625,549	
	Less Reserves	\$ (87,929)	\$ (87,929)	\$ -	
LINE 8.010	Less Outstanding Encumbrances	\$ (2,500,000)	\$ (2,628,307)	\$ (128,307)	5.13%
LINE 15.010	Unreserved Fund Balance	\$ 9,623,921	\$ 10,121,163	\$497,242	5.17%
	Salaries/Benefits as % of Revenue	65.6%	60.4%	Benchmark Yr. End 80.1% or below	
	True Days Cash - Calendar Days on which can operate	151	150	90 or above optimal	

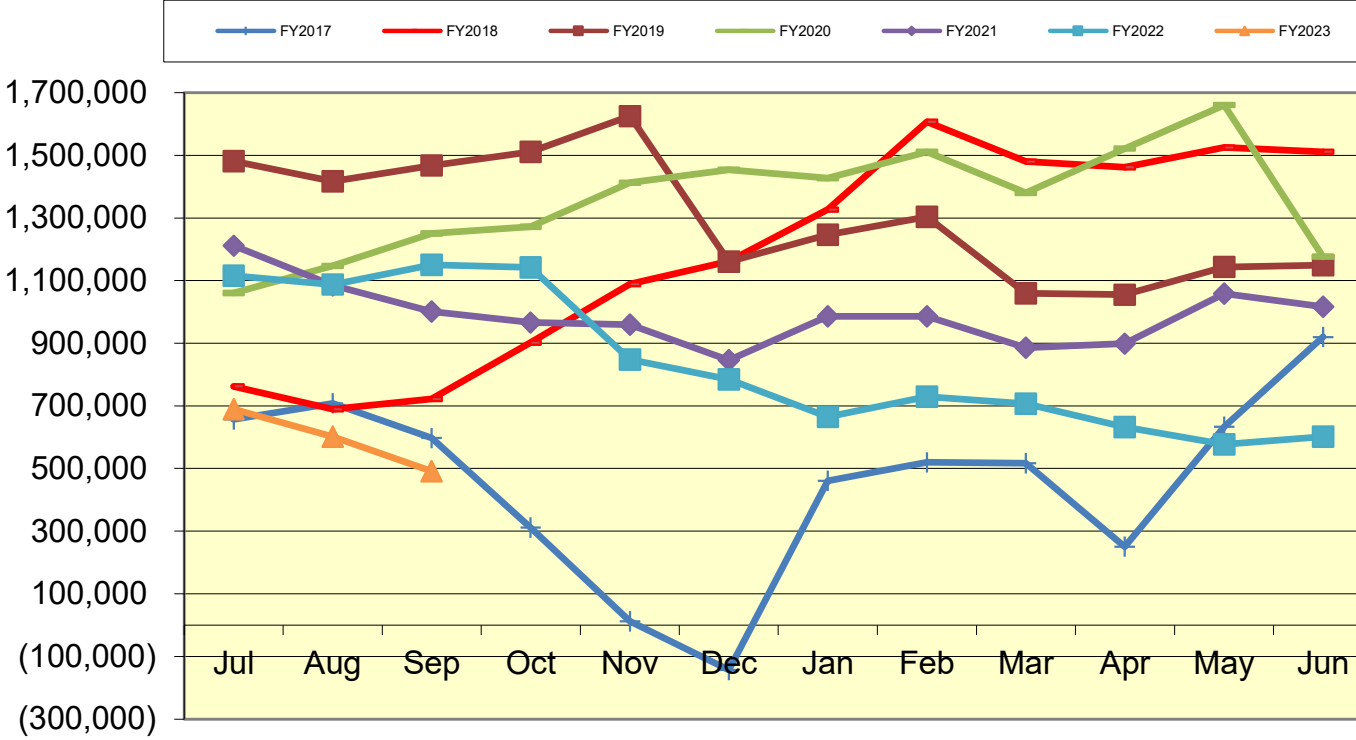
Lexington Local Schools General Fund Cash Balance



Lexington Local Schools Food Service Fund Cash Balance



Lexington Local Schools Employee Benefits Fund Cash Balance



Lexington Local Schools

**Permanent Improvement Fund
9/30/2022**

	Budgeted Amount	Actual Fiscal Year Expended	Current Encumbrances	Expenses / Encumbrances Over/Under Estimate	Remaining Estimated PI Project Costs																																				
Instruction and Administration																																									
Western Elementary Equipment/Materials	\$ 2,219.00	\$ 1,169.33	\$ 720.00	\$329.67	\$329.67																																				
Eastern Elementary Equipment/Materials	\$ 4,000.00	\$ -	\$ 4,000.00	\$0.00	\$0.00																																				
Central Elementary Equipment/Materials	\$ 1,499.00	\$ 1,169.33	\$ -	\$329.67	\$329.67																																				
High School Platform Lift	\$ 37,250.00	\$ -	\$ 37,250.00	\$0.00	\$0.00																																				
High School Genesis Mobile Stairlift	\$ 2,999.99	\$ -	\$ 2,999.99	\$0.00	\$0.00																																				
Board Office Equipment/Materials	\$ 9,305.90	\$ -	\$ 9,305.90	\$0.00	\$0.00																																				
Maintenance/Security																																									
New Maintenance Garage	\$ 75,000.00	\$ 13,418.40	\$ 572.12	\$61,009.48	\$61,009.48																																				
Ride-On Scrubber	\$ 23,615.00	\$ -	\$ 23,615.00	\$0.00	\$0.00																																				
Window Security Film and Door Security	\$ 21,000.00	\$ 637.68	\$ 19,997.00	\$365.32	\$365.32																																				
Transportation																																									
New buses	\$ 170,976.00	\$ -	\$ 170,976.00	\$0.00	\$0.00																																				
New van	\$ 37,885.00	\$ 37,885.00	\$ -	\$0.00	\$0.00																																				
Technology																																									
Computers, servers, tech equip., etc.	\$ 150,000.00	\$ 129,694.10	\$ 30,094.24	(\$9,788.34)	(\$9,788.34)																																				
Food Service																																									
Food Service Equipment	\$ -	\$ -	\$ -	\$0.00	\$0.00																																				
Athletics and Student Activities																																									
HS Athletics Equipment	\$ 50,000.00	\$ 13,256.77	\$ 30.00	\$36,713.23	\$36,713.23																																				
Fieldhouse Fire Alarm System	\$ 19,601.27	\$ -	\$ 17,534.27	\$2,067.00	\$2,067.00																																				
Fees																																									
Tax Collection Fees	\$ 14,500.00	\$ 5,208.77	\$ -	\$9,291.23	\$9,291.23																																				
Totals																																									
	\$ 619,851.16	\$ 202,439.38	\$ 317,094.52	\$100,317.26	\$100,317.26																																				
Total Budgeted	\$ 619,851.16																																								
<table border="1"> <tr> <td>Actual Cash Balance 7/1/22</td> <td>\$ 157,326.37</td> <td></td> <td></td> <td></td> <td></td> </tr> <tr> <td>Revenues FY23 - Taxes from levy</td> <td>\$ 323,512.12</td> <td></td> <td></td> <td></td> <td></td> </tr> <tr> <td>Expenditures FY23</td> <td>\$ (202,439.38)</td> <td></td> <td></td> <td></td> <td></td> </tr> <tr> <td>Current Cash Balance</td> <td>\$278,399.11</td> <td></td> <td></td> <td></td> <td></td> </tr> <tr> <td>Current Encumbrances</td> <td>\$ (317,094.52)</td> <td></td> <td></td> <td></td> <td></td> </tr> <tr> <td>Available Balance</td> <td>(\$38,695.41)</td> <td></td> <td></td> <td></td> <td></td> </tr> </table>						Actual Cash Balance 7/1/22	\$ 157,326.37					Revenues FY23 - Taxes from levy	\$ 323,512.12					Expenditures FY23	\$ (202,439.38)					Current Cash Balance	\$278,399.11					Current Encumbrances	\$ (317,094.52)					Available Balance	(\$38,695.41)				
Actual Cash Balance 7/1/22	\$ 157,326.37																																								
Revenues FY23 - Taxes from levy	\$ 323,512.12																																								
Expenditures FY23	\$ (202,439.38)																																								
Current Cash Balance	\$278,399.11																																								
Current Encumbrances	\$ (317,094.52)																																								
Available Balance	(\$38,695.41)																																								
<table border="1"> <tr> <td>Remaining Estimated Revenues FY23 - Taxes from levy</td> <td>\$ 426,487.88</td> <td></td> <td></td> <td></td> <td></td> </tr> <tr> <td>Less: Remaining Estimated PI Project Costs</td> <td>(\$100,317.26)</td> <td></td> <td></td> <td></td> <td></td> </tr> <tr> <td>6/30/23 Estimated Unencumbered Carryover</td> <td>\$ 287,475.21</td> <td></td> <td></td> <td></td> <td></td> </tr> </table>						Remaining Estimated Revenues FY23 - Taxes from levy	\$ 426,487.88					Less: Remaining Estimated PI Project Costs	(\$100,317.26)					6/30/23 Estimated Unencumbered Carryover	\$ 287,475.21																						
Remaining Estimated Revenues FY23 - Taxes from levy	\$ 426,487.88																																								
Less: Remaining Estimated PI Project Costs	(\$100,317.26)																																								
6/30/23 Estimated Unencumbered Carryover	\$ 287,475.21																																								

Lexington Local Schools

Food Service Fund 2022-23 vs. 2021-2022 vs. 2020-2021

							Beginning Balance 7/1/22	\$ 335,154
2022-2023 Through 9/30/22								
<i>Revenues</i>	District-Wide	HS/JH	Junior High	Eastern	Central	Western	Total	
Student Type A, Ezpay, Misc	\$ -	\$ 28,091	\$ -	\$ 9,245	\$ 7,715	\$ 6,786	\$ 51,837	
Student Break, Milk & A La Carte	\$ -	\$ 6,621	\$ -	\$ 522	\$ 453	\$ 293	\$ 7,889	
Adult & Misc revenues	\$ 5,382	\$ 585	\$ -	\$ 89	\$ 8	\$ 2	\$ 6,066	
State Reimb	\$ -	\$ -	\$ -	\$ -	\$ -	\$ -	\$ -	
Federal Reimb	\$ -	\$ -	\$ -	\$ -	\$ -	\$ -	\$ -	
Transfer In	\$ -	\$ -	\$ -	\$ -	\$ -	\$ -	\$ -	
Total Revenues	\$ 5,382	\$ 35,297	\$ -	\$ 9,856	\$ 8,176	\$ 7,081	\$ 65,792	
<i>Expenses</i>								
Wages	\$ 13,120	\$ 41,210	\$ -	\$ 8,935	\$ 8,260	\$ 9,393	\$ 80,918	
Severance	\$ -	\$ -	\$ -	\$ -	\$ -	\$ -	\$ -	
Retirement	\$ 3,259	\$ 10,670	\$ -	\$ 1,251	\$ 3,880	\$ 2,822	\$ 21,882	
Medical	\$ 2,530	\$ 14,761	\$ -	\$ 4,576	\$ 2,103	\$ 4,576	\$ 28,546	
Life, Dent, MC, WC	\$ 330	\$ 1,288	\$ -	\$ 243	\$ 387	\$ 247	\$ 2,495	
Purch Serv, Repairs, Phone, Post	\$ 147	\$ -	\$ -	\$ -	\$ -	\$ -	\$ 147	
Supplies	\$ 891	\$ -	\$ -	\$ -	\$ -	\$ -	\$ 891	
Food Costs	\$ -	\$ 9,861	\$ -	\$ 5,252	\$ 3,015	\$ 2,002	\$ 20,130	
Equipment	\$ -	\$ -	\$ -	\$ -	\$ -	\$ -	\$ -	
Other Costs	\$ -	\$ -	\$ -	\$ -	\$ -	\$ -	\$ -	
Total Expenses	\$ 20,277	\$ 77,790	\$ -	\$ 20,257	\$ 17,645	\$ 19,040	\$ 155,009	
Net Gain (Loss)	\$ (14,895)	\$ (42,493)	\$ -	\$ (10,401)	\$ (9,469)	\$ (11,959)	\$ (89,217)	
							Ending Cash Balance 9/30/22	\$ 245,937

							Beginning Balance 7/1/21	\$ 808
2020-2021 Through 9/30/21								
<i>Revenues</i>	District-Wide	High School	Junior High	Eastern	Central	Western	Total	
Student Type A, Ezpay, Misc	\$ -	\$ 1,058	\$ 229	\$ 604	\$ 899	\$ 206	\$ 2,996	
Student Break, Milk & A La Carte	\$ -	\$ 2,764	\$ 950	\$ 186	\$ (10)	\$ 55	\$ 3,945	
Adult & Misc revenues	\$ 655	\$ 371	\$ 125	\$ 105	\$ 77	\$ -	\$ 1,333	
State Reimb	\$ -	\$ -	\$ -	\$ -	\$ -	\$ -	\$ -	
Federal Reimb	\$ -	\$ -	\$ -	\$ 4,128	\$ 4,128	\$ 4,128	\$ 12,384	
Transfer In	\$ -	\$ -	\$ -	\$ -	\$ -	\$ -	\$ -	
Total Revenues	\$ 655	\$ 4,193	\$ 1,304	\$ 5,023	\$ 5,094	\$ 4,389	\$ 20,658	
<i>Expenses</i>								
Wages	\$ 12,744	\$ 23,068	\$ 8,608	\$ 7,672	\$ 7,145	\$ 7,460	\$ 66,697	
Severance	\$ -	\$ -	\$ -	\$ -	\$ -	\$ -	\$ -	
Retirement	\$ 3,058	\$ 6,670	\$ 2,727	\$ 4,254	\$ 2,164	\$ 2,353	\$ 21,226	
Medical	\$ 5,384	\$ 13,087	\$ 2,060	\$ 7,485	\$ 2,060	\$ 1,481	\$ 31,557	
Life, Dent, MC, WC	\$ 352	\$ 801	\$ 446	\$ 313	\$ 283	\$ 136	\$ 2,331	
Purch Serv, Repairs, Phone, Post	\$ 1,534	\$ 1,018	\$ 315	\$ 300	\$ 300	\$ 1,739	\$ 5,206	
Supplies	\$ 1,193	\$ -	\$ -	\$ -	\$ -	\$ -	\$ 1,193	
Food Costs	\$ -	\$ 10,461	\$ 5,108	\$ 11,915	\$ 3,104	\$ 2,703	\$ 33,291	
Equipment	\$ -	\$ -	\$ -	\$ -	\$ -	\$ -	\$ -	
Other Costs	\$ -	\$ -	\$ -	\$ -	\$ -	\$ -	\$ -	
Total Expenses	\$ 24,265	\$ 55,105	\$ 19,264	\$ 31,939	\$ 15,056	\$ 15,872	\$ 161,501	
Net Gain (Loss)	\$ (23,610)	\$ (50,912)	\$ (17,960)	\$ (26,916)	\$ (9,962)	\$ (11,483)	\$ (140,843)	
							Ending Cash Balance 9/30/21	\$ (140,035)

							Beginning Balance 7/1/20	\$ 3,725
2019-2020 Through 9/30/20								
<i>Revenues</i>	District-Wide	High School	Junior High	Eastern	Central	Western	Total	
Student Type A, Ezpay, Misc	\$ -	\$ 2,491	\$ 504	\$ 1,377	\$ 1,413	\$ 1,389	\$ 7,174	
Student Break, Milk & A La Carte	\$ -	\$ 310	\$ 456	\$ 474	\$ 287	\$ 61	\$ 1,588	
Adult & Misc revenues	\$ 3,123	\$ 316	\$ 91	\$ 93	\$ 55	\$ 10	\$ 3,688	
State Reimb	\$ -	\$ -	\$ -	\$ -	\$ -	\$ -	\$ -	
Federal Reimb	\$ -	\$ -	\$ -	\$ -	\$ -	\$ -	\$ -	
Transfer In	\$ -	\$ -	\$ -	\$ -	\$ -	\$ -	\$ -	
Total Revenues	\$ 3,123	\$ 3,117	\$ 1,051	\$ 1,944	\$ 1,755	\$ 1,460	\$ 12,450	
<i>Expenses</i>								
Wages	\$ 12,412	\$ 25,967	\$ 14,575	\$ 9,053	\$ 8,480	\$ 8,567	\$ 79,054	
Severance	\$ -	\$ -	\$ -	\$ -	\$ -	\$ -	\$ -	
Retirement	\$ 2,979	\$ 10,401	\$ 2,041	\$ 4,898	\$ 3,050	\$ 2,075	\$ 25,444	
Medical	\$ 5,404	\$ 13,145	\$ 4,139	\$ 9,006	\$ 5,072	\$ -	\$ 36,766	
Life, Dent, MC, WC	\$ 347	\$ 843	\$ 605	\$ 375	\$ 222	\$ 112	\$ 2,504	
Purch Serv, Repairs, Phone, Post	\$ 855	\$ 430	\$ 579	\$ 1,329	\$ 320	\$ 320	\$ 3,833	
Supplies	\$ 3,098	\$ 1,677	\$ 655	\$ 802	\$ 876	\$ 596	\$ 7,704	
Food Costs	\$ -	\$ -	\$ -	\$ -	\$ -	\$ -	\$ -	
Equipment	\$ -	\$ -	\$ -	\$ -	\$ -	\$ -	\$ -	
Other Costs	\$ -	\$ -	\$ -	\$ -	\$ -	\$ -	\$ -	
Total Expenses	\$ 25,095	\$ 52,463	\$ 22,594	\$ 25,463	\$ 18,020	\$ 11,670	\$ 155,305	
Net Gain (Loss)	\$ (21,972)	\$ (49,346)	\$ (21,543)	\$ (23,519)	\$ (16,265)	\$ (10,210)	\$ (142,855)	
							Ending Cash Balance 9/30/20	\$ (139,130)

Start Date: 9/1/2022

End Date: 9/30/2022

LEXINGTON LOCAL SCHOOLS Disbursement Summary Report

Reference Number	Check Number	Type	Date	Name	Vendor #	Status	Reconcile Date	Void Date	Amount
41353		0 PAYROLL	9/5/2022	LEXINGTON LOCAL SCHOOLS		RECONCILED	9/5/2022		\$ 700,333.78
40995	92768	ACCOUNTS_P AYABLE	9/7/2022	AMANDA BADERTSCHER	13224	RECONCILED	9/12/2022		180.00
40993	92769	ACCOUNTS_P AYABLE	9/7/2022	AMAZON CAPITAL SERVICES	13575	RECONCILED	9/15/2022		180.09
40994	92770	ACCOUNTS_P AYABLE	9/7/2022	AMERICAN EXPRESS	10314	RECONCILED	9/14/2022		121.35
41009	92771	ACCOUNTS_P AYABLE	9/7/2022	ASHLEY N MCLAUGHLIN	13599	RECONCILED	9/20/2022		165.00
41007	92772	ACCOUNTS_P AYABLE	9/7/2022	AUSTIN JAVUREK	10372	RECONCILED	9/15/2022		510.00
41021	92773	ACCOUNTS_P AYABLE	9/7/2022	CAPITAL ONE	3469	RECONCILED	9/14/2022		1,326.31
40997	92774	ACCOUNTS_P AYABLE	9/7/2022	COLUMBIA GAS	11662	RECONCILED	9/13/2022		38.98
40998	92775	ACCOUNTS_P AYABLE	9/7/2022	CULLIGAN QUALITY WATER	610	RECONCILED	9/13/2022		37.00
41000	92776	ACCOUNTS_P AYABLE	9/7/2022	DELL FINANCIAL SERVICES	10287	RECONCILED	9/16/2022		6,006.55
41002	92777	ACCOUNTS_P AYABLE	9/7/2022	GIONINO'S PIZZERIA	9153	RECONCILED	9/14/2022		120.78
41023	92778	ACCOUNTS_P AYABLE	9/7/2022	GRETCHEN WINNER	13361	RECONCILED	9/15/2022		381.65
41005	92779	ACCOUNTS_P AYABLE	9/7/2022	HOLLY'S BOOK RACK	7409	RECONCILED	9/14/2022		6,255.00
41004	92780	ACCOUNTS_P AYABLE	9/7/2022	JAMES HAYES	13087	RECONCILED	9/9/2022		970.35
41022	92781	ACCOUNTS_P AYABLE	9/7/2022	JASON WHITESEL	11356	RECONCILED	9/29/2022		225.00
41006	92782	ACCOUNTS_P AYABLE	9/7/2022	JENI HOUSTON	8191	RECONCILED	9/9/2022		26.00
41008	92783	ACCOUNTS_P AYABLE	9/7/2022	LITERACY RESOURCES LLC	13531	RECONCILED	9/20/2022		149.04
41003	92784	ACCOUNTS_P AYABLE	9/7/2022	MARSHA HAAS	8291	VOID		9/15/2022	12.74
41010	92785	ACCOUNTS_P AYABLE	9/7/2022	MENARDS	10810	VOID		9/22/2022	67.77
41001	92786	ACCOUNTS_P AYABLE	9/7/2022	MICHELLE GILBERT	11495	RECONCILED	9/12/2022		381.65
41013	92787	ACCOUNTS_P AYABLE	9/7/2022	N2Y	8689	RECONCILED	9/13/2022		1,379.92
41012	92788	ACCOUNTS_P AYABLE	9/7/2022	NEOLA, INC	13432	RECONCILED	9/14/2022		750.00
41011	92789	ACCOUNTS_P AYABLE	9/7/2022	NORTH CENTRAL OHIO	958	RECONCILED	9/14/2022		10,263.75
41018	92790	ACCOUNTS_P AYABLE	9/7/2022	REANNA SUTHERLAND	13825	RECONCILED	9/13/2022		97.71
40996	92791	ACCOUNTS_P AYABLE	9/7/2022	RYAN BASTIAN	13780	RECONCILED	9/15/2022		1,200.00
41015	92792	ACCOUNTS_P AYABLE	9/7/2022	SAM'S CLUB DIRECT	5566	RECONCILED	9/14/2022		638.38
41016	92793	ACCOUNTS_P AYABLE	9/7/2022	SCHOOL DATE BOOKS	11627	RECONCILED	9/13/2022		1,686.25
41017	92794	ACCOUNTS_P AYABLE	9/7/2022	SCHOOL'S IN, LLC	13813	RECONCILED	9/14/2022		2,229.30
40999	92795	ACCOUNTS_P	9/7/2022	STACY DAVIS	7512	RECONCILED	9/9/2022		55.26

Start Date: 9/1/2022

End Date: 9/30/2022

LEXINGTON LOCAL SCHOOLS

Disbursement Summary Report

Reference Number	Check Number	Type	Date	Name	Vendor #	Status	Reconcile Date	Void Date	Amount
41019	92796	AYABLE ACCOUNTS_P AYABLE	9/7/2022	THEN DESIGN ARCHITECTU RE LTD	13501	RECONCILED	9/13/2022		\$ 38,560.03
41014	92797	AYABLE ACCOUNTS_P AYABLE	9/7/2022	TIFFANY PERRY	9312	OUTSTANDIN G			307.00
41020	92798	AYABLE ACCOUNTS_P AYABLE	9/7/2022	USI, INC.	3933	RECONCILED	9/13/2022		487.19
41046	92799	AYABLE ACCOUNTS_P AYABLE	9/8/2022	WORNER ROOFING COMPANY	6035	RECONCILED	9/13/2022		1,427.00
41031	92800	AYABLE ACCOUNTS_P AYABLE	9/8/2022	BAKER VEHICLE SYSTEMS, INC.	6088	RECONCILED	9/13/2022		1,207.79
41036	92801	AYABLE ACCOUNTS_P AYABLE	9/8/2022	HD SUPPLY FACILITIES	6504	RECONCILED	9/16/2022		1,246.98
41040	92802	AYABLE ACCOUNTS_P AYABLE	9/8/2022	C BRETT NEUENSCH WANDER	8662	RECONCILED	9/15/2022		140.00
41032	92803	AYABLE ACCOUNTS_P AYABLE	9/8/2022	CARDINAL RENTAL & SALES, LTD	8777	RECONCILED	9/19/2022		1,156.85
41045	92804	AYABLE ACCOUNTS_P AYABLE	9/8/2022	STUDIES WEEKLY	9187	RECONCILED	9/20/2022		1,030.98
41044	92805	AYABLE ACCOUNTS_P AYABLE	9/8/2022	SPYDER SIGNS & GRAPHICS	9378	RECONCILED	9/21/2022		1,580.00
41039	92806	AYABLE ACCOUNTS_P AYABLE	9/8/2022	NCS PEARSON, INC.	10047	RECONCILED	9/14/2022		206.70
41024	92807	AYABLE ACCOUNTS_P AYABLE	9/8/2022	NETWORK SERVICES COMPANY	10101	RECONCILED	9/15/2022		394.03
41042	92808	AYABLE ACCOUNTS_P AYABLE	9/8/2022	SIESEL DISTRIBUTIN G	10297	RECONCILED	9/14/2022		3,142.24
41028	92809	AYABLE ACCOUNTS_P AYABLE	9/8/2022	AMERICAN EXPRESS	10314	RECONCILED	9/14/2022		53.50
41043	92810	AYABLE ACCOUNTS_P AYABLE	9/8/2022	ELIZABETH A. RIEGEL	10733	RECONCILED	9/14/2022		300.00
41038	92811	AYABLE ACCOUNTS_P AYABLE	9/8/2022	MENARDS	10810	RECONCILED	9/15/2022		1,328.93
41025	92812	AYABLE ACCOUNTS_P AYABLE	9/8/2022	AGILE SPORTS TECHNOLOG IES	11148	RECONCILED	9/15/2022		10,100.00
41041	92813	AYABLE ACCOUNTS_P AYABLE	9/8/2022	RUMPKE	11508	RECONCILED	9/16/2022		278.80
41029	92814	AYABLE ACCOUNTS_P AYABLE	9/8/2022	APPLESEED TRUE VALUE	11540	RECONCILED	9/20/2022		4.88
41026	92815	AYABLE ACCOUNTS_P AYABLE	9/8/2022	ALPINE ELECTRIC	11628	RECONCILED	9/19/2022		478.05
41030	92816	AYABLE ACCOUNTS_P AYABLE	9/8/2022	AMANDA BADERTSCH ER	13224	RECONCILED	9/14/2022		100.00
41035	92817	AYABLE ACCOUNTS_P AYABLE	9/8/2022	CHRISTOPHE R GLENNON	13459	RECONCILED	9/12/2022		140.00
41037	92818	AYABLE ACCOUNTS_P AYABLE	9/8/2022	HILLYARD OHIO	13569	RECONCILED	9/22/2022		1,942.30
41027	92819	AYABLE ACCOUNTS_P AYABLE	9/8/2022	AMAZON CAPITAL SERVICES	13575	RECONCILED	9/19/2022		600.89
41033	92820	AYABLE ACCOUNTS_P AYABLE	9/8/2022	CM SCHOOL SUPPLY	13815	RECONCILED	9/22/2022		359.96

Start Date: 9/1/2022

End Date: 9/30/2022

LEXINGTON LOCAL SCHOOLS

Disbursement Summary Report

Reference Number	Check Number	Type	Date	Name	Vendor #	Status	Reconcile Date	Void Date	Amount
41034	92821	ACCOUNTS_P AYABLE	9/8/2022	CRISIS PREVENTION INSTITUTE	13826	RECONCILED	9/16/2022		\$ 7,798.00
41055	92822	ACCOUNTS_P AYABLE	9/13/2022	ACCO BRANDS	3559	RECONCILED	9/20/2022		432.96
41048	92823	ACCOUNTS_P AYABLE	9/13/2022	AMAZON CAPITAL SERVICES	13575	RECONCILED	9/21/2022		2,704.18
41077	92824	ACCOUNTS_P AYABLE	9/13/2022	AMY TALLMAN	11925	OUTSTANDIN G			85.00
41074	92825	ACCOUNTS_P AYABLE	9/13/2022	ANDY J. LITTLE	7196	RECONCILED	9/20/2022		140.00
41070	92826	ACCOUNTS_P AYABLE	9/13/2022	AWARDSMIT H	1370	RECONCILED	9/23/2022		541.00
41049	92827	ACCOUNTS_P AYABLE	9/13/2022	CARDINAL BUS SALES & SERVICE	6515	RECONCILED	9/20/2022		1,320.87
41052	92828	ACCOUNTS_P AYABLE	9/13/2022	CDW-G GOVERNMEN T, INC.	7886	RECONCILED	9/23/2022		953.15
41063	92829	ACCOUNTS_P AYABLE	9/13/2022	CHRISTOPHE R GLENNON	13459	RECONCILED	9/15/2022		140.00
41069	92830	ACCOUNTS_P AYABLE	9/13/2022	COLE DISTRIBUTIN G	9752	VOID		9/19/2022	240.00
41056	92831	ACCOUNTS_P AYABLE	9/13/2022	CURRICULU M ASSOCIATES, INC.	20	RECONCILED	9/20/2022		367.14
41088	92832	ACCOUNTS_P AYABLE	9/13/2022	DENISE BENSON	7573	RECONCILED	9/20/2022		340.56
41051	92833	ACCOUNTS_P AYABLE	9/13/2022	GALION COMMUNITY HOSPITAL	12104	RECONCILED	9/20/2022		110.00
41083	92834	ACCOUNTS_P AYABLE	9/13/2022	GAME ONE	11017	RECONCILED	9/21/2022		2,284.00
41058	92835	ACCOUNTS_P AYABLE	9/13/2022	GIONINO'S PIZZERIA	9153	RECONCILED	9/20/2022		253.00
41072	92836	ACCOUNTS_P AYABLE	9/13/2022	HEARTLAND DESIGN CONCEPTS	13041	RECONCILED	9/27/2022		475.00
41053	92837	ACCOUNTS_P AYABLE	9/13/2022	JOE PETERS	13478	RECONCILED	9/20/2022		140.00
41079	92838	ACCOUNTS_P AYABLE	9/13/2022	KAHL'S TELECOMMU NICATIONS	7813	RECONCILED	9/20/2022		353.09
41078	92839	ACCOUNTS_P AYABLE	9/13/2022	KELL ACE HARDWARE	8329	RECONCILED	9/20/2022		33.90
41085	92840	ACCOUNTS_P AYABLE	9/13/2022	KIMBALL MIDWEST	11066	RECONCILED	9/20/2022		544.73
41060	92841	ACCOUNTS_P AYABLE	9/13/2022	LAGUNA CLAY COMPANY	8140	RECONCILED	9/20/2022		546.70
41082	92842	ACCOUNTS_P AYABLE	9/13/2022	LAKEWOOD RACQUET CLUB	1618	RECONCILED	9/23/2022		180.00
41062	92843	ACCOUNTS_P AYABLE	9/13/2022	LANGUAGE TESTING INTERNATIO NAL	13698	RECONCILED	9/20/2022		27.00
41084	92844	ACCOUNTS_P AYABLE	9/13/2022	MEDINA COUNTY SCHOOLS' ESC	3780	RECONCILED	9/20/2022		300.00
41086	92845	ACCOUNTS_P AYABLE	9/13/2022	MICHAEL KATHREIN	8174	RECONCILED	9/21/2022		24.77

Start Date: 9/1/2022

End Date: 9/30/2022

LEXINGTON LOCAL SCHOOLS Disbursement Summary Report

Reference Number	Check Number	Type	Date	Name	Vendor #	Status	Reconcile Date	Void Date	Amount
41068	92846	ACCOUNTS_P AYABLE	9/13/2022	MID-OHIO ED. SERVICE CENTER	69	RECONCILED	9/20/2022		\$ 175.00
41073	92847	ACCOUNTS_P AYABLE	9/13/2022	NOVA LUNA EDUC & CONSULTIN G	11942	RECONCILED	9/19/2022		729.00
41076	92848	ACCOUNTS_P AYABLE	9/13/2022	OHIO CARDINAL CONFERENC E	7823	RECONCILED	9/20/2022		3,100.00
41067	92849	ACCOUNTS_P AYABLE	9/13/2022	PATRICIA A. BROWN	11493	RECONCILED	9/21/2022		45.00
41054	92850	ACCOUNTS_P AYABLE	9/13/2022	RACHEL DURBIN	13831	OUTSTANDIN G			64.95
41075	92851	ACCOUNTS_P AYABLE	9/13/2022	RB PRINT SHOP, INC	13833	RECONCILED	9/22/2022		755.00
41047	92852	ACCOUNTS_P AYABLE	9/13/2022	ROCHESTER 100 INC.	8627	RECONCILED	9/23/2022		558.25
41050	92853	ACCOUNTS_P AYABLE	9/13/2022	ROGER LONG	11814	RECONCILED	9/20/2022		69.34
41061	92854	ACCOUNTS_P AYABLE	9/13/2022	SCHOOL SPECIALTY	6538	RECONCILED	9/27/2022		484.80
41064	92855	ACCOUNTS_P AYABLE	9/13/2022	SHELBY CROSSING	13692	RECONCILED	9/30/2022		1,848.00
41080	92856	ACCOUNTS_P AYABLE	9/13/2022	STEPHANIE CAMPBELL	13830	RECONCILED	9/27/2022		62.95
41065	92857	ACCOUNTS_P AYABLE	9/13/2022	SUNGRAPHI CS INC.	10672	RECONCILED	9/20/2022		1,462.15
41057	92858	ACCOUNTS_P AYABLE	9/13/2022	THE BREWER- GARRETT CO	13529	RECONCILED	9/22/2022		30,795.45
41066	92859	ACCOUNTS_P AYABLE	9/13/2022	THE LIBRARY STORE	2755	RECONCILED	9/20/2022		200.78
41071	92860	ACCOUNTS_P AYABLE	9/13/2022	THE OHIO STATE UNIVERSITY	6738	RECONCILED	9/23/2022		2,200.00
41089	92861	ACCOUNTS_P AYABLE	9/13/2022	THE WOODS AT POSSUM RUN	13677	RECONCILED	9/30/2022		930.00
41059	92862	ACCOUNTS_P AYABLE	9/13/2022	TRANSPORTA TION ACCESSORIE S CO.	819	RECONCILED	9/21/2022		387.00
41081	92863	ACCOUNTS_P AYABLE	9/13/2022	UNITY SCHOOL BUS PARTS	5690	RECONCILED	9/20/2022		1,751.48
41087	92864	ACCOUNTS_P AYABLE	9/13/2022	WOOSTER HIGH SCHOOL	11050	RECONCILED	9/28/2022		175.00
41090	92866	REFUND	9/14/2022	NUHOP CENTER FOR	1138	OUTSTANDIN G			7,370.00
41101	92867	ACCOUNTS_P AYABLE	9/16/2022	ACE HARDWARE	12066	RECONCILED	9/30/2022		4.88
41099	92868	ACCOUNTS_P AYABLE	9/16/2022	AMAZON CAPITAL SERVICES	13575	RECONCILED	9/23/2022		1,166.62
41097	92869	ACCOUNTS_P AYABLE	9/16/2022	BIOZONE CORP	13778	RECONCILED	9/22/2022		874.24
41118	92870	ACCOUNTS_P AYABLE	9/16/2022	BRIDGEWAY ACADEMY	11513	RECONCILED	9/23/2022		6,046.00
41104	92871	ACCOUNTS_P AYABLE	9/16/2022	CAIN GRAPHICS AND SCREEN PRINTING	11279	RECONCILED	9/21/2022		517.00
41125	92872	ACCOUNTS_P	9/16/2022	CARDINAL	6515	RECONCILED	9/21/2022		1,605.83

Start Date: 9/1/2022

End Date: 9/30/2022

LEXINGTON LOCAL SCHOOLS

Disbursement Summary Report

Reference Number	Check Number	Type	Date	Name	Vendor #	Status	Reconcile Date	Void Date	Amount
41138	92873	ACCOUNTS_P AYABLE	9/16/2022	BUS SALES & SERVICE CDW-G GOVERNMENT, INC.	7886	RECONCILED	9/26/2022		\$ 288.00
41141	92874	ACCOUNTS_P AYABLE	9/16/2022	CLARITY FOR COMMUNICATION LLC	11660	RECONCILED	9/27/2022		450.00
41116	92875	ACCOUNTS_P AYABLE	9/16/2022	CLEVELAND- THE W.W. WILLIAMS CO, LLC	9713	RECONCILED	9/20/2022		3,267.60
41122	92876	ACCOUNTS_P AYABLE	9/16/2022	COLE DISTRIBUTING	9752	RECONCILED	9/20/2022		467.78
41111	92877	ACCOUNTS_P AYABLE	9/16/2022	COLLINS SPORTS MEDICINE	13835	RECONCILED	9/23/2022		1,900.55
41108	92878	ACCOUNTS_P AYABLE	9/16/2022	CRAIG A. CLEVER	6048	OUTSTANDING			399.99
41121	92879	ACCOUNTS_P AYABLE	9/16/2022	CULLIGAN QUALITY WATER	610	RECONCILED	9/21/2022		152.00
41103	92880	ACCOUNTS_P AYABLE	9/16/2022	CURRICULUM ASSOCIATES, INC.	20	RECONCILED	9/20/2022		91.78
41100	92881	ACCOUNTS_P AYABLE	9/16/2022	DAHNI REYNOLDS	13829	RECONCILED	9/26/2022		2,835.00
41124	92882	ACCOUNTS_P AYABLE	9/16/2022	ELIZABETH A. RIEGEL	10733	RECONCILED	9/27/2022		150.00
41143	92883	ACCOUNTS_P AYABLE	9/16/2022	EMILY PATTERSON	7709	RECONCILED	9/20/2022		1,200.00
41102	92884	ACCOUNTS_P AYABLE	9/16/2022	FORGET-ME- NOT FLOWER SHOP, INC.	5460	RECONCILED	9/22/2022		54.00
41134	92885	ACCOUNTS_P AYABLE	9/16/2022	GALION COMMUNITY HOSPITAL	12104	RECONCILED	9/22/2022		165.00
41119	92886	ACCOUNTS_P AYABLE	9/16/2022	GAME ONE	11017	RECONCILED	9/21/2022		5,727.00
41142	92887	ACCOUNTS_P AYABLE	9/16/2022	GIPPER MEDIA INC	13630	OUTSTANDING			450.00
41127	92888	ACCOUNTS_P AYABLE	9/16/2022	HEALTHCARE BILLING SERVICES	11018	RECONCILED	9/19/2022		69.29
41096	92889	ACCOUNTS_P AYABLE	9/16/2022	HOME DEPOT	7549	RECONCILED	9/29/2022		3,953.77
41123	92890	ACCOUNTS_P AYABLE	9/16/2022	JAMES HAYES	13087	RECONCILED	9/19/2022		970.35
41135	92891	ACCOUNTS_P AYABLE	9/16/2022	JANELLE WYANT	11426	OUTSTANDING			147.67
41105	92892	ACCOUNTS_P AYABLE	9/16/2022	JENNIFER LAW	9606	RECONCILED	9/21/2022		79.00
41137	92893	ACCOUNTS_P AYABLE	9/16/2022	JILLIAN NOBLET	13012	RECONCILED	9/22/2022		291.00
41131	92894	ACCOUNTS_P AYABLE	9/16/2022	JOY AUDIO VISUAL, LLC	11882	RECONCILED	9/23/2022		500.00
41095	92895	ACCOUNTS_P AYABLE	9/16/2022	KELL ACE HARDWARE	8329	RECONCILED	9/20/2022		491.16
41140	92896	ACCOUNTS_P AYABLE	9/16/2022	KIMBALL MIDWEST	11066	RECONCILED	9/20/2022		26.00
41129	92897	ACCOUNTS_P AYABLE	9/16/2022	KROGER COMPANY	5498	RECONCILED	9/21/2022		54.21
41117	92898	ACCOUNTS_P AYABLE	9/16/2022	LAURIE BAZLEY	3929	RECONCILED	9/20/2022		54.70

Start Date: 9/1/2022

End Date: 9/30/2022

LEXINGTON LOCAL SCHOOLS

Disbursement Summary Report

Reference Number	Check Number	Type	Date	Name	Vendor #	Status	Reconcile Date	Void Date	Amount
41139	92899	ACCOUNTS_P AYABLE	9/16/2022	LESCH BATTERY & POWER	9943	RECONCILED	9/22/2022		\$ 70.00
41115	92900	ACCOUNTS_P AYABLE	9/16/2022	LOWE'S	5906	RECONCILED	9/21/2022		678.79
41106	92901	ACCOUNTS_P AYABLE	9/16/2022	MATT MILLINGER	13697	OUTSTANDIN G			25.00
41146	92902	ACCOUNTS_P AYABLE	9/16/2022	MENARDS	10810	RECONCILED	9/21/2022		42.63
41113	92903	ACCOUNTS_P AYABLE	9/16/2022	MID-OHIO ED. SERVICE CENTER	69	RECONCILED	9/19/2022		3,127.50
41148	92904	ACCOUNTS_P AYABLE	9/16/2022	MVD SPORTS	6482	RECONCILED	9/21/2022		772.50
41098	92905	ACCOUNTS_P AYABLE	9/16/2022	NAPA	13723	RECONCILED	9/20/2022		1,450.62
41126	92906	ACCOUNTS_P AYABLE	9/16/2022	NORTH CENTRAL OHIO ESC	9382	RECONCILED	9/20/2022		900.00
41112	92907	ACCOUNTS_P AYABLE	9/16/2022	OAASFEP SPRING CONFERENCE	6451	RECONCILED	9/26/2022		455.99
41132	92908	ACCOUNTS_P AYABLE	9/16/2022	POST MASTER	918	RECONCILED	9/27/2022		275.00
41092	92909	ACCOUNTS_P AYABLE	9/16/2022	QUENCH USA INC	9919	RECONCILED	9/22/2022		45.22
41144	92910	ACCOUNTS_P AYABLE	9/16/2022	RIDDELL/ALL AMERICAN SPORTS CO	8878	RECONCILED	9/22/2022		8,046.45
41120	92911	ACCOUNTS_P AYABLE	9/16/2022	RIVER EDUCATION SERVICES INC	13290	RECONCILED	9/20/2022		19,575.00
41109	92912	ACCOUNTS_P AYABLE	9/16/2022	RUMPKE	11508	RECONCILED	9/21/2022		758.51
41136	92913	ACCOUNTS_P AYABLE	9/16/2022	RYAN KNUCKLES	10079	OUTSTANDIN G			525.00
41114	92914	ACCOUNTS_P AYABLE	9/16/2022	SCHOOL SPECIALTY	6538	RECONCILED	9/27/2022		2,160.23
41110	92915	ACCOUNTS_P AYABLE	9/16/2022	SIESEL DISTRIBUTIN G	10297	RECONCILED	9/23/2022		1,228.78
41107	92916	ACCOUNTS_P AYABLE	9/16/2022	SPORTDECAL S	5852	RECONCILED	9/21/2022		1,821.30
41145	92917	ACCOUNTS_P AYABLE	9/16/2022	SPYDER SIGNS & GRAPHICS	9378	RECONCILED	9/21/2022		1,155.00
41128	92918	ACCOUNTS_P AYABLE	9/16/2022	STONE RIDGE GOLF COURSE	13048	RECONCILED	9/23/2022		108.00
41093	92919	ACCOUNTS_P AYABLE	9/16/2022	THE REHAB CENTER	11246	RECONCILED	9/21/2022		22.50
41147	92920	ACCOUNTS_P AYABLE	9/16/2022	TOYS FOR SPECIAL CHILDREN, INC	7677	RECONCILED	9/21/2022		769.90
41133	92921	ACCOUNTS_P AYABLE	9/16/2022	TREASURER, STATE OF OHIO	6516	OUTSTANDIN G			238.25
41094	92922	ACCOUNTS_P AYABLE	9/16/2022	TRUCK SALES & SERVICE, INC.	8892	RECONCILED	9/20/2022		2,349.59
41130	92923	ACCOUNTS_P AYABLE	9/16/2022	TRUENORTH FIRE	13812	RECONCILED	9/20/2022		2,067.00

Start Date: 9/1/2022

End Date: 9/30/2022

LEXINGTON LOCAL SCHOOLS

Disbursement Summary Report

Reference Number	Check Number	Type	Date	Name	Vendor #	Status	Reconcile Date	Void Date	Amount
41149	92924	ACCOUNTS_P AYABLE	9/16/2022	PROTECTION ALVAH M. SQUIBB CO., INC.	87	VOID		9/28/2022	\$ 262.37
41150	92925	ACCOUNTS_P AYABLE	9/16/2022	AMAZON CAPITAL SERVICES	13575	RECONCILED	9/27/2022		1,409.82
41151	92926	ACCOUNTS_P AYABLE	9/16/2022	APPERSON	10097	OUTSTANDIN G			244.69
41152	92927	ACCOUNTS_P AYABLE	9/16/2022	CHARLES RITTER CO.	907	RECONCILED	9/21/2022		724.46
41153	92928	ACCOUNTS_P AYABLE	9/16/2022	CLEARWATE R SYSTEMS	6230	RECONCILED	9/23/2022		189.00
41154	92929	ACCOUNTS_P AYABLE	9/16/2022	CULLIGAN QUALITY WATER	610	RECONCILED	9/26/2022		74.00
41155	92930	ACCOUNTS_P AYABLE	9/16/2022	MAKE MUSIC INC	7208	RECONCILED	9/29/2022		1,758.78
41156	92931	ACCOUNTS_P AYABLE	9/16/2022	METRONOM E MUSIC STORE	740	RECONCILED	9/27/2022		1,549.98
41157	92932	ACCOUNTS_P AYABLE	9/16/2022	MID-OHIO ED. SERVICE CENTER	69	RECONCILED	9/22/2022		360.00
41158	92933	ACCOUNTS_P AYABLE	9/16/2022	NASSP/NHS	905	RECONCILED	9/28/2022		385.00
41159	92934	ACCOUNTS_P AYABLE	9/16/2022	O.E. MEYER COMPANY	10829	OUTSTANDIN G			22.08
41160	92935	REFUND	9/16/2022	ST. JOSEPHAT CATHEDRAL	13838	OUTSTANDIN G			937.50
41161	92936	ACCOUNTS_P AYABLE	9/19/2022	MID-OHIO ED. SERVICE CENTER	69	VOID		9/29/2022	240.00
41183	92937	ACCOUNTS_P AYABLE	9/19/2022	AMERICAN ELECTRIC POWER	701	RECONCILED	9/29/2022		565.48
41170	92938	ACCOUNTS_P AYABLE	9/19/2022	CARDINAL BUS SALES & SERVICE	6515	RECONCILED	9/26/2022		2,076.80
41182	92939	ACCOUNTS_P AYABLE	9/19/2022	COLE DISTRIBUTIN G	9752	RECONCILED	9/26/2022		623.63
41164	92940	ACCOUNTS_P AYABLE	9/19/2022	COLUMBUS CLAY CO	2695	RECONCILED	9/27/2022		1,674.20
41171	92941	ACCOUNTS_P AYABLE	9/19/2022	FAMOUS ENTERPRISE S, INC	11498	RECONCILED	9/26/2022		1,497.00
41177	92942	ACCOUNTS_P AYABLE	9/19/2022	HUNTSMAN TRUCKING, INC.	6783	OUTSTANDIN G			1,289.01
41175	92943	ACCOUNTS_P AYABLE	9/19/2022	JAMES HAYES	13087	RECONCILED	9/21/2022		776.28
41163	92944	ACCOUNTS_P AYABLE	9/19/2022	KELL ACE HARDWARE	8329	OUTSTANDIN G			65.78
41180	92945	ACCOUNTS_P AYABLE	9/19/2022	LAKESHORE LEARNING MATERIALS	2609	OUTSTANDIN G			473.10
41166	92946	ACCOUNTS_P AYABLE	9/19/2022	MAYO NAKAJO	13839	OUTSTANDIN G			42.00
41178	92947	ACCOUNTS_P AYABLE	9/19/2022	MENARDS	10810	RECONCILED	9/26/2022		99.10
41176	92948	ACCOUNTS_P AYABLE	9/19/2022	MID-OHIO REFRIGERAT ION	8009	RECONCILED	9/30/2022		190.00
41165	92949	ACCOUNTS_P	9/19/2022	NAPA	13723	RECONCILED	9/26/2022		79.06

Start Date: 9/1/2022

End Date: 9/30/2022

LEXINGTON LOCAL SCHOOLS Disbursement Summary Report

Reference Number	Check Number	Type	Date	Name	Vendor #	Status	Reconcile Date	Void Date	Amount
		AYABLE							
41172	92950	ACCOUNTS_P AYABLE	9/19/2022	PATRICK CANNON	6571	RECONCILED	9/27/2022		\$ 14.88
41169	92951	ACCOUNTS_P AYABLE	9/19/2022	PEOPLES EDUCATION, INC	13822	RECONCILED	9/28/2022		1,480.05
41168	92952	ACCOUNTS_P AYABLE	9/19/2022	RUMPKE	11508	RECONCILED	9/28/2022		528.68
41162	92953	ACCOUNTS_P AYABLE	9/19/2022	SARVER PAVING COMPANY	9678	RECONCILED	9/27/2022		245.70
41179	92954	ACCOUNTS_P AYABLE	9/19/2022	SCHOOL SPECIALTY	6538	OUTSTANDIN G			745.82
41173	92955	ACCOUNTS_P AYABLE	9/19/2022	SMETZ'S TIRE SERVICE CENTER	10453	RECONCILED	9/27/2022		2,217.30
41167	92956	ACCOUNTS_P AYABLE	9/19/2022	SUNBELT RENTALS	7776	RECONCILED	9/30/2022		1,643.30
41181	92957	ACCOUNTS_P AYABLE	9/19/2022	ULTIMATE OFFICE	7327	OUTSTANDIN G			77.45
41174	92958	ACCOUNTS_P AYABLE	9/19/2022	ZANER- BLOSER	434	RECONCILED	9/26/2022		1,346.15
41184	92959	ACCOUNTS_P AYABLE	9/21/2022	ALVAH M. SQUIBB CO., INC.	87	OUTSTANDIN G			138.11
41185	92960	ACCOUNTS_P AYABLE	9/21/2022	AMAZON CAPITAL SERVICES	13575	RECONCILED	9/28/2022		3,902.51
41209	92961	ACCOUNTS_P AYABLE	9/21/2022	ANDY J. LITTLE	7196	RECONCILED	9/30/2022		140.00
41186	92962	ACCOUNTS_P AYABLE	9/21/2022	ARCHBISHOP HOBAN	13580	OUTSTANDIN G			375.00
41187	92963	ACCOUNTS_P AYABLE	9/21/2022	BIO CORPORATIO N	7345	RECONCILED	9/30/2022		1,057.24
41188	92964	ACCOUNTS_P AYABLE	9/21/2022	BLICK ART MATERIALS	153	RECONCILED	9/26/2022		8,370.55
41189	92965	ACCOUNTS_P AYABLE	9/21/2022	BRAIN POP	10048	OUTSTANDIN G			7,700.00
41190	92966	ACCOUNTS_P AYABLE	9/21/2022	BRUNSWICK HIGH SCHOOL	9385	RECONCILED	9/30/2022		250.00
41191	92967	ACCOUNTS_P AYABLE	9/21/2022	CARDINAL BUS SALES & SERVICE	6515	RECONCILED	9/27/2022		837.08
41192	92968	ACCOUNTS_P AYABLE	9/21/2022	CAROLINA BIOLOGICAL SUPPLY CO.	171	OUTSTANDIN G			1,462.19
41193	92969	ACCOUNTS_P AYABLE	9/21/2022	CDW-G GOVERNMEN T, INC.	7886	RECONCILED	9/28/2022		1,298.19
41194	92970	ACCOUNTS_P AYABLE	9/21/2022	CHARLES RITTER CO.	907	RECONCILED	9/27/2022		25.87
41201	92971	ACCOUNTS_P AYABLE	9/21/2022	CHRISTOPHE R GLENNON	13459	RECONCILED	9/26/2022		140.00
41195	92972	ACCOUNTS_P AYABLE	9/21/2022	CITY OF WOOSTER, OHIO	13742	RECONCILED	9/30/2022		800.00
41196	92973	ACCOUNTS_P AYABLE	9/21/2022	COLE DISTRIBUTIN G	9752	RECONCILED	9/27/2022		555.53
41197	92974	ACCOUNTS_P AYABLE	9/21/2022	ERIC ARMIN INC.	7611	RECONCILED	9/26/2022		2,516.00
41199	92975	ACCOUNTS_P AYABLE	9/21/2022	FLINN SCIENTIFIC	5830	RECONCILED	9/26/2022		33.00

Start Date: 9/1/2022

End Date: 9/30/2022

LEXINGTON LOCAL SCHOOLS

Disbursement Summary Report

Reference Number	Check Number	Type	Date	Name	Vendor #	Status	Reconcile Date	Void Date	Amount
41200	92976	ACCOUNTS_P AYABLE	9/21/2022	GAME ONE	11017	RECONCILED	9/28/2022		\$ 6,847.00
41203	92977	ACCOUNTS_P AYABLE	9/21/2022	HILTON COLUMBUS EASTON	7999	OUTSTANDIN G			384.00
41204	92978	ACCOUNTS_P AYABLE	9/21/2022	HILTON POLARIS	13842	OUTSTANDIN G			338.00
41198	92979	ACCOUNTS_P AYABLE	9/21/2022	JEFF EICHORN	13282	OUTSTANDIN G			90.85
41205	92980	ACCOUNTS_P AYABLE	9/21/2022	KELL ACE HARDWARE	8329	OUTSTANDIN G			4.90
41206	92981	ACCOUNTS_P AYABLE	9/21/2022	KIMBALL MIDWEST	11066	RECONCILED	9/27/2022		134.15
41207	92982	ACCOUNTS_P AYABLE	9/21/2022	LAGUNA CLAY COMPANY	8140	RECONCILED	9/27/2022		2,081.25
41208	92983	ACCOUNTS_P AYABLE	9/21/2022	LIBERTY LAWN CARE & LANDSCAPIN G INC	13646	RECONCILED	9/29/2022		8,874.00
41210	92984	ACCOUNTS_P AYABLE	9/21/2022	LOFT VIOLIN SHOP	10698	RECONCILED	9/27/2022		60.00
41220	92985	ACCOUNTS_P AYABLE	9/21/2022	LOUIS MICHAEL TOMMELLEO	6176	RECONCILED	9/29/2022		140.00
41211	92986	ACCOUNTS_P AYABLE	9/21/2022	MADISON LOCAL SCHOOLS	928	RECONCILED	9/29/2022		435.00
41202	92987	ACCOUNTS_P AYABLE	9/21/2022	MARY HAAS	8610	OUTSTANDIN G			12.74
41212	92988	ACCOUNTS_P AYABLE	9/21/2022	MID-OHIO ED. SERVICE CENTER	69	RECONCILED	9/26/2022		900.00
41213	92989	ACCOUNTS_P AYABLE	9/21/2022	NOTRE DAME CATHEDRAL LATIN SCHOOL	13841	OUTSTANDIN G			280.00
41214	92990	ACCOUNTS_P AYABLE	9/21/2022	OAEA	2781	OUTSTANDIN G			330.00
41216	92991	ACCOUNTS_P AYABLE	9/21/2022	SCHOOL DATE BOOKS	11627	RECONCILED	9/27/2022		1,491.60
41217	92992	ACCOUNTS_P AYABLE	9/21/2022	SCHOOL SPECIALTY	6538	OUTSTANDIN G			490.17
41218	92993	ACCOUNTS_P AYABLE	9/21/2022	SCRIPPS NATIONAL SPELLING BEE	13740	RECONCILED	9/27/2022		57.50
41219	92994	ACCOUNTS_P AYABLE	9/21/2022	SMETZ'S TIRE SERVICE CENTER	10453	RECONCILED	9/30/2022		2,548.41
41221	92995	ACCOUNTS_P AYABLE	9/21/2022	TRANSPORTA TION ACCESSORIE S CO.	819	RECONCILED	9/28/2022		3,758.08
41215	92996	ACCOUNTS_P AYABLE	9/21/2022	TREASURER STATE OF OHIO	5996	RECONCILED	9/28/2022		573.50
41222	92997	ACCOUNTS_P AYABLE	9/21/2022	TURNITIN, LLC	13431	RECONCILED	9/29/2022		4,155.00
41223	92998	ACCOUNTS_P AYABLE	9/21/2022	VERNIER SOFTWARE & TECHNOLOG Y	7359	RECONCILED	9/27/2022		161.00

Start Date: 9/1/2022

End Date: 9/30/2022

LEXINGTON LOCAL SCHOOLS

Disbursement Summary Report

Reference Number	Check Number	Type	Date	Name	Vendor #	Status	Reconcile Date	Void Date	Amount
41224	92999	ACCOUNTS_P AYABLE	9/21/2022	WAYSIDE PUBLISHING	13796	RECONCILED	9/29/2022		\$ 1,291.61
41225	93000	ACCOUNTS_P AYABLE	9/21/2022	ZANER- BLOSER	434	RECONCILED	9/27/2022		1,062.75
41228	93001	ACCOUNTS_P AYABLE	9/22/2022	OMEA DISTRICT 10 TREASURER	3951	VOID		9/26/2022	300.00
41229	93002	ACCOUNTS_P AYABLE	9/22/2022	GRADY ENTERPRISE S, INC.	9664	RECONCILED	9/29/2022		1,133.51
41230	93003	ACCOUNTS_P AYABLE	9/23/2022	AMERICAN ELECTRIC POWER	701	OUTSTANDIN G			24,146.51
41231	93004	ACCOUNTS_P AYABLE	9/23/2022	AMERICAN ELECTRIC POWER	701	OUTSTANDIN G			16,805.97
41267	93005	ACCOUNTS_P AYABLE	9/26/2022	MID-OHIO ED. SERVICE CENTER	69	RECONCILED	9/29/2022		1,805.00
41264	93006	ACCOUNTS_P AYABLE	9/26/2022	CAROLINA BIOLOGICAL SUPPLY CO.	171	RECONCILED	9/30/2022		310.20
41248	93007	ACCOUNTS_P AYABLE	9/26/2022	MNC0	314	OUTSTANDIN G			38.95
41237	93008	ACCOUNTS_P AYABLE	9/26/2022	NORTH CENTRAL OHIO	958	OUTSTANDIN G			28,587.90
41245	93009	ACCOUNTS_P AYABLE	9/26/2022	ONTARIO ATHLETIC DEPT.	1034	RECONCILED	9/30/2022		500.00
41269	93010	ACCOUNTS_P AYABLE	9/26/2022	AWARDSMIT H	1370	OUTSTANDIN G			278.00
41240	93011	ACCOUNTS_P AYABLE	9/26/2022	FLINN SCIENTIFIC	5830	OUTSTANDIN G			190.53
41261	93012	ACCOUNTS_P AYABLE	9/26/2022	ANDY J. LITTLE	7196	RECONCILED	9/30/2022		140.00
41266	93013	ACCOUNTS_P AYABLE	9/26/2022	ARMSTRONG TOOL & SUPPLY	7211	OUTSTANDIN G			87.50
41234	93014	ACCOUNTS_P AYABLE	9/26/2022	MT. VERNON HIGH SCHOOL	7750	OUTSTANDIN G			375.00
41235	93015	ACCOUNTS_P AYABLE	9/26/2022	TIFFIN COLUMBIAN HIGH SCHOOL	8087	OUTSTANDIN G			200.00
41241	93016	ACCOUNTS_P AYABLE	9/26/2022	CBIZ BENEFITS & INSURANCE	8780	OUTSTANDIN G			2,750.00
41263	93017	ACCOUNTS_P AYABLE	9/26/2022	BRUNSWICK HIGH SCHOOL	9385	OUTSTANDIN G			250.00
41257	93018	ACCOUNTS_P AYABLE	9/26/2022	MARION HARDING HIGH SCHOOL	9387	OUTSTANDIN G			200.00
41250	93019	ACCOUNTS_P AYABLE	9/26/2022	ASHLAND CITY SCHOOLS	9389	OUTSTANDIN G			325.00
41232	93020	ACCOUNTS_P AYABLE	9/26/2022	MENARDS	10810	OUTSTANDIN G			237.86
41239	93021	ACCOUNTS_P AYABLE	9/26/2022	TIFFIN CITY SCHOOLS	11030	OUTSTANDIN G			275.00
41233	93022	ACCOUNTS_P AYABLE	9/26/2022	EDISON LOCAL SCHOOL	11032	OUTSTANDIN G			300.00

Start Date: 9/1/2022

End Date: 9/30/2022

LEXINGTON LOCAL SCHOOLS Disbursement Summary Report

Reference Number	Check Number	Type	Date	Name	Vendor #	Status	Reconcile Date	Void Date	Amount
41252	93023	ACCOUNTS_P AYABLE	9/26/2022	DISTRICT CLEAR FORK VALLEY (ATH)	11033	RECONCILED	9/30/2022		\$ 225.00
41242	93024	ACCOUNTS_P AYABLE	9/26/2022	GALION HIGH SCHOOL	11034	RECONCILED	9/29/2022		600.00
41260	93025	ACCOUNTS_P AYABLE	9/26/2022	PICKERINGT ON HS NORTH	11035	OUTSTANDIN G			250.00
41243	93026	ACCOUNTS_P AYABLE	9/26/2022	WOOSTER HIGH SCHOOL	11050	OUTSTANDIN G			250.00
41268	93027	ACCOUNTS_P AYABLE	9/26/2022	MEDINA CITY SCHOOLS	11161	OUTSTANDIN G			275.00
41238	93028	ACCOUNTS_P AYABLE	9/26/2022	HIGHLAND HIGH SCHOOL(ME DINA)	11183	OUTSTANDIN G			200.00
41254	93029	ACCOUNTS_P AYABLE	9/26/2022	PERRYSBUR G SCHOOLS	11314	RECONCILED	9/30/2022		200.00
41259	93030	ACCOUNTS_P AYABLE	9/26/2022	WALSH JESUIT SCHOOL	11478	OUTSTANDIN G			375.00
41258	93031	ACCOUNTS_P AYABLE	9/26/2022	HILLIARD BRADLEY HS	11676	OUTSTANDIN G			200.00
41265	93032	ACCOUNTS_P AYABLE	9/26/2022	STRONGSVIL LE CITY SCHOOLS	12192	OUTSTANDIN G			250.00
41244	93033	ACCOUNTS_P AYABLE	9/26/2022	VAN BUREN LOCAL SCHOOLS	12195	RECONCILED	9/30/2022		425.00
41270	93034	ACCOUNTS_P AYABLE	9/26/2022	ALLEN EAST LOCAL SCHOOLS	13240	OUTSTANDIN G			175.00
41251	93035	ACCOUNTS_P AYABLE	9/26/2022	NEW ALBANY PLAIN LOCAL	13444	OUTSTANDIN G			325.00
41256	93036	ACCOUNTS_P AYABLE	9/26/2022	CHRISTOPHE R GLENNON	13459	RECONCILED	9/26/2022		140.00
41247	93037	ACCOUNTS_P AYABLE	9/26/2022	DUBLIN JEROME HIGH SCHOOL	13466	OUTSTANDIN G			300.00
41249	93038	ACCOUNTS_P AYABLE	9/26/2022	JOE PETERS	13478	RECONCILED	9/30/2022		140.00
41253	93039	ACCOUNTS_P AYABLE	9/26/2022	CLARK- SHAWNEE LSD	13498	OUTSTANDIN G			225.00
41236	93040	ACCOUNTS_P AYABLE	9/26/2022	AMAZON CAPITAL SERVICES	13575	OUTSTANDIN G			2,197.62
41255	93041	ACCOUNTS_P AYABLE	9/26/2022	URSULINE HIGH SCHOOL	13581	OUTSTANDIN G			325.00
41246	93042	ACCOUNTS_P AYABLE	9/26/2022	LIMA CENTRAL CATHOLIC HS	13584	OUTSTANDIN G			240.00
41262	93043	ACCOUNTS_P AYABLE	9/26/2022	NEW ALBANY HIGH SCHOOL	13689	OUTSTANDIN G			325.00
41271	93044	ACCOUNTS_P AYABLE	9/26/2022	OMEA	1768	OUTSTANDIN G			300.00
41273	93045	ACCOUNTS_P AYABLE	9/26/2022	OMEA	8109	OUTSTANDIN G			650.00
41272	93046	ACCOUNTS_P	9/26/2022	RICHLAND	13843	OUTSTANDIN			900.00

Start Date: 9/1/2022

End Date: 9/30/2022

LEXINGTON LOCAL SCHOOLS Disbursement Summary Report

Reference Number	Check Number	Type	Date	Name	Vendor #	Status	Reconcile Date	Void Date	Amount
		AYABLE		COUNTY AG SOCIETY		G			
41274	93047	ACCOUNTS_P AYABLE	9/26/2022	OHSBCA	11024	OUTSTANDIN G			\$ 70.00
41275	93048	REFUND	9/26/2022	JOVON WARREN	13847	OUTSTANDIN G			20.00
41303	93049	ACCOUNTS_P AYABLE	9/28/2022	MID-OHIO ED. SERVICE CENTER	69	OUTSTANDIN G			225.00
41280	93050	ACCOUNTS_P AYABLE	9/28/2022	CULLIGAN QUALITY WATER	610	OUTSTANDIN G			74.00
41286	93051	ACCOUNTS_P AYABLE	9/28/2022	LAKEWOOD RACQUET CLUB	1618	OUTSTANDIN G			540.00
41292	93052	ACCOUNTS_P AYABLE	9/28/2022	TEACHER'S DISCOVERY	2811	OUTSTANDIN G			172.50
41295	93053	ACCOUNTS_P AYABLE	9/28/2022	BUCKEYE CENTRAL H.S.	6261	OUTSTANDIN G			75.00
41281	93054	ACCOUNTS_P AYABLE	9/28/2022	GOPHER	6300	OUTSTANDIN G			1,028.50
41293	93055	ACCOUNTS_P AYABLE	9/28/2022	MVD SPORTS	6482	OUTSTANDIN G			410.50
41284	93056	ACCOUNTS_P AYABLE	9/28/2022	CARDINAL BUS SALES & SERVICE	6515	OUTSTANDIN G			645.32
41283	93057	ACCOUNTS_P AYABLE	9/28/2022	SCHOOL SPECIALTY	6538	OUTSTANDIN G			3,518.55
41302	93058	ACCOUNTS_P AYABLE	9/28/2022	SCHOOL HEALTH CORPORATIO N	7533	OUTSTANDIN G			284.18
41301	93059	ACCOUNTS_P AYABLE	9/28/2022	KELL ACE HARDWARE	8329	OUTSTANDIN G			15.60
41279	93060	ACCOUNTS_P AYABLE	9/28/2022	COLE DISTRIBUTIN G	9752	OUTSTANDIN G			16,038.79
41300	93061	ACCOUNTS_P AYABLE	9/28/2022	ELIZABETH A. RIEGEL	10733	OUTSTANDIN G			225.00
41285	93062	ACCOUNTS_P AYABLE	9/28/2022	MENARDS	10810	OUTSTANDIN G			116.63
41291	93063	ACCOUNTS_P AYABLE	9/28/2022	KIMBALL MIDWEST	11066	OUTSTANDIN G			161.64
41299	93064	ACCOUNTS_P AYABLE	9/28/2022	THE REHAB CENTER	11246	OUTSTANDIN G			20,085.00
41297	93065	ACCOUNTS_P AYABLE	9/28/2022	CINDY SHASKY	11569	OUTSTANDIN G			8.75
41278	93066	ACCOUNTS_P AYABLE	9/28/2022	COLUMBIA GAS	11662	OUTSTANDIN G			1,194.51
41294	93067	ACCOUNTS_P AYABLE	9/28/2022	MUSKINGUM UNIVERSITY	11679	OUTSTANDIN G			480.00
41296	93068	ACCOUNTS_P AYABLE	9/28/2022	ROB ROTH	12069	OUTSTANDIN G			49.00
41305	93069	ACCOUNTS_P AYABLE	9/28/2022	MARSHA ELDRIDGE	12176	OUTSTANDIN G			25.00
41307	93070	ACCOUNTS_P AYABLE	9/28/2022	UCP OF GREATER CLEVELAND	13006	OUTSTANDIN G			9,450.00
41287	93071	ACCOUNTS_P AYABLE	9/28/2022	HEARTLAND DESIGN CONCEPTS	13041	OUTSTANDIN G			73.00
41289	93072	ACCOUNTS_P AYABLE	9/28/2022	JAMES HAYES	13087	RECONCILED	9/30/2022		970.35
41306	93073	ACCOUNTS_P AYABLE	9/28/2022	PAULA SMITH	13189	OUTSTANDIN G			165.00

Start Date: 9/1/2022

End Date: 9/30/2022

LEXINGTON LOCAL SCHOOLS Disbursement Summary Report

Reference Number	Check Number	Type	Date	Name	Vendor #	Status	Reconcile Date	Void Date	Amount
41304	93074	ACCOUNTS_P AYABLE	9/28/2022	AMANDA BADERTSCH ER	13224	OUTSTANDIN G			\$ 100.00
41282	93075	ACCOUNTS_P AYABLE	9/28/2022	AMAZON CAPITAL SERVICES	13575	OUTSTANDIN G			792.52
41298	93076	ACCOUNTS_P AYABLE	9/28/2022	ASHLEY N MCLAUGHLI N	13599	OUTSTANDIN G			70.00
41290	93077	ACCOUNTS_P AYABLE	9/28/2022	SAVVAS LEARING COMPANY LLC	13766	OUTSTANDIN G			2,008.80
41308	93078	ACCOUNTS_P AYABLE	9/28/2022	BRIDGEWAY THERAPY CENTER	13818	OUTSTANDIN G			1,040.00
41288	93079	ACCOUNTS_P AYABLE	9/28/2022	HARMON QUALITY CONCRETE, LLC	13837	OUTSTANDIN G			4,520.00
41309	93080	ACCOUNTS_P AYABLE	9/28/2022	NIKOLE RINGER	13840	OUTSTANDIN G			45.00
41311	93081	ACCOUNTS_P AYABLE	9/28/2022	STEALTH PARTNER GROUP	13604	OUTSTANDIN G			39,469.14
41312	93082	ACCOUNTS_P AYABLE	9/28/2022	STONE RIDGE GOLF COURSE	13048	OUTSTANDIN G			108.00
41313	93083	ACCOUNTS_P AYABLE	9/28/2022	ALVAH M. SQUIBB CO., INC.	87	OUTSTANDIN G			464.47
41314	93084	ACCOUNTS_P AYABLE	9/29/2022	AMAZON CAPITAL SERVICES	13575	OUTSTANDIN G			2,564.55
41315	93085	ACCOUNTS_P AYABLE	9/29/2022	ARMSTRONG TOOL & SUPPLY	7211	OUTSTANDIN G			4,914.20
41316	93086	ACCOUNTS_P AYABLE	9/29/2022	BRICKER & ECKLER LLP	10997	OUTSTANDIN G			1,038.50
41350	93087	ACCOUNTS_P AYABLE	9/29/2022	CAPITAL ONE	3469	OUTSTANDIN G			320.91
41317	93088	ACCOUNTS_P AYABLE	9/29/2022	CARDINAL RENTAL & SALES, LTD	8777	OUTSTANDIN G			1,736.01
41318	93089	ACCOUNTS_P AYABLE	9/29/2022	CDW-G GOVERNMEN T, INC.	7886	OUTSTANDIN G			64.60
41319	93090	ACCOUNTS_P AYABLE	9/29/2022	COMMERICA L PARTS & SERVICE	11505	OUTSTANDIN G			456.93
41320	93091	ACCOUNTS_P AYABLE	9/29/2022	eLuma, LLC	13844	OUTSTANDIN G			6,764.05
41321	93092	ACCOUNTS_P AYABLE	9/29/2022	FLINN SCIENTIFIC	5830	OUTSTANDIN G			4,871.49
41323	93093	ACCOUNTS_P AYABLE	9/29/2022	GRAINGER	5843	OUTSTANDIN G			339.00
41322	93094	ACCOUNTS_P AYABLE	9/29/2022	GRETA GADFIELD	13845	OUTSTANDIN G			80.00
41324	93095	ACCOUNTS_P AYABLE	9/29/2022	HD SUPPLY FACILITIES	6504	OUTSTANDIN G			2,184.05
41325	93096	ACCOUNTS_P AYABLE	9/29/2022	HEARTLAND COUNCIL OF GOVERNMEN TS	6280	VOID		9/30/2022	30.00
41326	93097	ACCOUNTS_P AYABLE	9/29/2022	HEINEMANN	2615	OUTSTANDIN G			816.20

Start Date: 9/1/2022

End Date: 9/30/2022

LEXINGTON LOCAL SCHOOLS Disbursement Summary Report

Reference Number	Check Number	Type	Date	Name	Vendor #	Status	Reconcile Date	Void Date	Amount
41327	93098	ACCOUNTS_P AYABLE	9/29/2022	HOOVER INSTRUMEN T SERVICE INC	13634	OUTSTANDIN G			\$ 224.00
41328	93099	ACCOUNTS_P AYABLE	9/29/2022	J & B ACCOUSTICA L	1555	OUTSTANDIN G			517.68
41329	93100	ACCOUNTS_P AYABLE	9/29/2022	KELL ACE HARDWARE	8329	OUTSTANDIN G			13.08
41348	93101	ACCOUNTS_P AYABLE	9/29/2022	KYLE TRITTSCHUH	13849	RECONCILED	9/30/2022		99.99
41330	93102	ACCOUNTS_P AYABLE	9/29/2022	LOFT VIOLIN SHOP	10698	OUTSTANDIN G			158.00
41331	93103	ACCOUNTS_P AYABLE	9/29/2022	MANSFIELD STRUCTURAL &	748	OUTSTANDIN G			223.44
41332	93104	ACCOUNTS_P AYABLE	9/29/2022	METRONOM E MUSIC STORE	740	OUTSTANDIN G			1,058.00
41333	93105	ACCOUNTS_P AYABLE	9/29/2022	O.E. MEYER COMPANY	10829	OUTSTANDIN G			19.95
41334	93106	ACCOUNTS_P AYABLE	9/29/2022	OHIO.NET INTERNET PROVIDERS	13038	OUTSTANDIN G			452.22
41335	93107	ACCOUNTS_P AYABLE	9/29/2022	ON DEMAND STORAGE LLC	13797	OUTSTANDIN G			263.00
41346	93108	ACCOUNTS_P AYABLE	9/29/2022	ROBERT J TOMMELLEO	8823	OUTSTANDIN G			125.00
41336	93109	ACCOUNTS_P AYABLE	9/29/2022	SAM'S CLUB DIRECT	5566	OUTSTANDIN G			749.59
41337	93110	ACCOUNTS_P AYABLE	9/29/2022	SAVVAS LEARING COMPANY LLC	13766	OUTSTANDIN G			3,148.20
41338	93111	ACCOUNTS_P AYABLE	9/29/2022	SCHOLASTIC INC.	7518	OUTSTANDIN G			6,168.83
41339	93112	ACCOUNTS_P AYABLE	9/29/2022	SCHOOL HEALTH CORPORATIO N	7533	OUTSTANDIN G			145.56
41340	93113	ACCOUNTS_P AYABLE	9/29/2022	SCHOOL SPECIALTY	6538	OUTSTANDIN G			1,956.25
41341	93114	ACCOUNTS_P AYABLE	9/29/2022	SIESEL DISTRIBUTIN G	10297	OUTSTANDIN G			2,184.03
41342	93115	ACCOUNTS_P AYABLE	9/29/2022	STANDARD PLUMBING & HEATING CO	4036	OUTSTANDIN G			402.50
41343	93116	ACCOUNTS_P AYABLE	9/29/2022	STUDIES WEEKLY	9187	OUTSTANDIN G			672.38
41344	93117	ACCOUNTS_P AYABLE	9/29/2022	SUNGRAPHI CS INC.	10672	OUTSTANDIN G			245.64
41345	93118	ACCOUNTS_P AYABLE	9/29/2022	TEACHER'S DISCOVERY	2811	OUTSTANDIN G			229.99
41347	93119	ACCOUNTS_P AYABLE	9/29/2022	TREASURER, STATE OF OHIO	6516	OUTSTANDIN G			474.25
41349	93120	ACCOUNTS_P AYABLE	9/29/2022	VERIZON WIRELESS	7415	OUTSTANDIN G			512.15
41358	93121	ACCOUNTS_P AYABLE	9/30/2022	LEXINGTON ATHLETIC DEPT.	3520	OUTSTANDIN G			5,705.00
41359	93122	ACCOUNTS_P AYABLE	9/30/2022	PIONEER CAREER & TECHNOLOG	6280	OUTSTANDIN G			30.00

Start Date: 9/1/2022

End Date: 9/30/2022

LEXINGTON LOCAL SCHOOLS Disbursement Summary Report

Reference Number	Check Number	Type	Date	Name	Vendor #	Status	Reconcile Date	Void Date	Amount
41360	93123	ACCOUNTS_P AYABLE	9/30/2022	Y CENTER LEXINGTON ATHLETIC DEPT.	3520	OUTSTANDIN G			\$ 30.00
41091	691869	ACCOUNTS_P AYABLE	9/14/2022	ZIONS BANCORPOR ATION, NATIONAL	900319	RECONCILED	9/14/2022		2,155,828.13
41227	691870	ACCOUNTS_P AYABLE	9/22/2022	MEMO- S.E.R.S.	900997	RECONCILED	9/22/2022		5,847.19
41226	691871	ACCOUNTS_P AYABLE	9/22/2022	MEMO- S.T.R.S.	900998	RECONCILED	9/22/2022		17,267.10
41276	691872	ACCOUNTS_P AYABLE	9/28/2022	ANTHEM BENEFIT SERVICES	900902	RECONCILED	9/28/2022		367,624.00
41277	691873	ACCOUNTS_P AYABLE	9/28/2022	MEMO- S.E.R.S.	900997	RECONCILED	9/28/2022		69,606.86
41310	691874	ACCOUNTS_P AYABLE	9/22/2022	GORDON FOOD SERVICE	900652	RECONCILED	9/22/2022		20,140.24
41351	691875	ACCOUNTS_P AYABLE	9/29/2022	PITNEY BOWES GLOBAL FINANCIAL SERVICES	13717	RECONCILED	9/29/2022		492.72
41354	691876	ACCOUNTS_P AYABLE	9/30/2022	LEXINGTON SCHOOLS - PAYROLL	900934	RECONCILED	9/30/2022		18,077.42
41355	691877	ACCOUNTS_P AYABLE	9/30/2022	MEMO- S.E.R.S.	900997	RECONCILED	9/30/2022		48,782.00
41356	691878	ACCOUNTS_P AYABLE	9/30/2022	MEMO- S.T.R.S.	900998	RECONCILED	9/30/2022		126,908.00
41352	691879	PAYROLL	9/19/2022	LEXINGTON LOCAL SCHOOLS		RECONCILED	9/19/2022		618,203.31
41357	691880	ACCOUNTS_P AYABLE	9/30/2022	MEMO-MID OHIO ESC	900069	RECONCILED	9/30/2022		1,229.47
Grand Total									\$ 4,746,458.28

Reporting Period: September 2022 (FY 2023)

10/5/22 12:37 PM

Start Date: 9/01/2022

End Date: 9/30/2022

LEXINGTON LOCAL SCHOOLS Receipts Ledger Report

Receipt #	Line #	Date	Type	Description	Full Account Code	Amount
Fund: 001						
Receipt: 1211						
77229	1	9/12/2022	RC	Preschool tuition	001-1211-0000-000000-500	\$ 2,100.00
77237	1	9/13/2022	RC	Preschool tuition	001-1211-0000-000000-500	100.00
77231	1	9/14/2022	RC	Tuition	001-1211-0000-000000-000	4,082.86
77247	1	9/16/2022	RC	Preschool tuition	001-1211-0000-000000-500	200.00
77257	1	9/19/2022	RC	Preschool tuition	001-1211-0000-000000-500	200.00
77270	1	9/22/2022	RC	Tuition	001-1211-0000-000000-000	688.36
77298	1	9/23/2022	RC	Preschool tuition	001-1211-0000-000000-500	100.00
77291	1	9/26/2022	RC	Tuition	001-1211-0000-000000-000	688.36
						\$ 8,159.58
Receipt: 1410						
77316	1	9/30/2022	RC	Richland Bank Interest	001-1410-0000-000000-000	19,604.38
						\$ 19,604.38
Receipt: 1740						
77185	2	9/1/2022	RC	Eastern school fees	001-1740-0000-000000-300	504.00
77186	2	9/1/2022	RC	Eastern school fees	001-1740-0000-000000-300	1,820.00
77187	2	9/1/2022	RC	Eastern school fees	001-1740-0000-000000-300	1,774.00
77190	1	9/2/2022	RC	School fees	001-1740-0000-000000-100	5,186.00
77191	1	9/2/2022	RC	School fees	001-1740-0000-000000-100	1,644.00
77192	1	9/2/2022	RC	School fees	001-1740-0000-000000-100	621.60
77193	1	9/2/2022	RC	School fees	001-1740-0000-000000-100	328.00
77194	1	9/2/2022	RC	School fees	001-1740-0000-000000-100	536.00
77195	1	9/2/2022	RC	School fees	001-1740-0000-000000-100	657.00
77196	1	9/2/2022	RC	School fees	001-1740-0000-000000-100	470.00
77197	1	9/2/2022	RC	School fees	001-1740-0000-000000-100	904.00
77198	1	9/2/2022	RC	School fees	001-1740-0000-000000-100	450.00
77199	1	9/2/2022	RC	School fees	001-1740-0000-000000-100	411.00
77210	1	9/7/2022	RC	School fees	001-1740-0000-000000-200	299.00
77212	2	9/7/2022	RC	Eastern school fees	001-1740-0000-000000-300	112.00
77213	2	9/7/2022	RC	Eastern school fees	001-1740-0000-000000-300	364.00
77203	2	9/8/2022	RC	School Fees - Addilyn Olivieri	001-1740-0000-000000-300	(30.00)
77218	2	9/9/2022	RC	Eastern school fees	001-1740-0000-000000-300	84.00
77220	1	9/9/2022	RC	School fees	001-1740-0000-000000-100	1,037.40
77308	2	9/9/2022	RC	Central school fees	001-1740-0000-000000-400	72.00
77309	2	9/9/2022	RC	Central school fees	001-1740-0000-000000-400	672.00
77310	2	9/9/2022	RC	Central school fees	001-1740-0000-000000-400	24.00
77223	1	9/12/2022	RC	School fees	001-1740-0000-000000-100	260.00
77227	2	9/12/2022	RC	Western school fees	001-1740-0000-000000-500	264.00
77236	2	9/13/2022	RC	Western school fees	001-1740-0000-000000-500	1,080.00

Reporting Period: September 2022 (FY 2023)

10/5/22 12:37 PM

Start Date: 9/01/2022

End Date: 9/30/2022

LEXINGTON LOCAL SCHOOLS Receipts Ledger Report

Receipt #	Line #	Date	Type	Description	Full Account Code	Amount
77238	2	9/15/2022	RC	Eastern school fees	001-1740-0000-000000-300	\$ 112.00
77248	2	9/16/2022	RC	Western school fees	001-1740-0000-000000-500	408.00
77256	1	9/19/2022	RC	School Fees	001-1740-0000-000000-100	401.00
77258	2	9/19/2022	RC	Western school fees	001-1740-0000-000000-500	600.00
77294	2	9/19/2022	RC	Central school fees	001-1740-0000-000000-400	504.00
77267	2	9/21/2022	RC	Central school fees	001-1740-0000-000000-400	446.00
77268	2	9/21/2022	RC	Central school fees	001-1740-0000-000000-400	432.00
77282	1	9/23/2022	RC	School fees	001-1740-0000-000000-100	376.00
77288	1	9/23/2022	RC	School fees	001-1740-0000-000000-200	439.00
77289	1	9/23/2022	RC	Eastern school fees	001-1740-0000-000000-300	112.00
77299	2	9/23/2022	RC	Western school fees	001-1740-0000-000000-500	96.00
77306	1	9/30/2022	RC	HS Fees - Pay For It	001-1740-0000-000000-100	7,459.00
77306	2	9/30/2022	RC	Central Fees - Pay For It	001-1740-0000-000000-400	2,280.00
77306	3	9/30/2022	RC	Jr High Fees - Pay For It	001-1740-0000-000000-200	1,154.00
77306	4	9/30/2022	RC	Eastern Fees - Pay For It	001-1740-0000-000000-300	2,765.00
77306	5	9/30/2022	RC	Western Fees - Pay For It	001-1740-0000-000000-500	2,040.00
77315	1	9/30/2022	RC	School fees	001-1740-0000-000000-200	5.00
						\$ 39,173.00
Receipt:	1890					
77271	2	9/22/2022	RC	Bus Scrap - BlueScope Recycling	001-1890-0000-000000-800	534.60
77303	2	9/30/2022	RC	Online Auction Proceeds	001-1890-0000-000000-000	29,950.00
						\$ 30,484.60
Receipt:	3110					
77279	1	9/9/2022	RC	Base Cost	001-3110-0000-000000-000	245,599.19
77279	3	9/9/2022	RC	Targeted Assistance	001-3110-0000-000000-000	40,467.59
77279	4	9/9/2022	RC	Special Education Funding	001-3110-0000-000000-000	34,515.50
77279	8	9/9/2022	RC	Supplement Targeted Assistance	001-3110-0000-000000-000	0.00
77279	9	9/9/2022	RC	Temporary Transitional Aid Guarantee	001-3110-0000-000000-000	0.00
77279	11	9/9/2022	RC	Transportation	001-3110-0000-000000-000	22,763.69
77279	12	9/9/2022	RC	Formula Transition Supplement	001-3110-0000-000000-000	0.00
77279	13	9/9/2022	RC	Preschool Special Educ Funding	001-3110-0000-000000-000	6,221.57
77279	14	9/9/2022	RC	Special Educ Transportation	001-3110-0000-000000-000	3,539.65
77280	1	9/23/2022	RC	Base Cost	001-3110-0000-000000-000	245,599.19
77280	3	9/23/2022	RC	Targeted Assistance	001-3110-0000-000000-000	40,467.59
77280	4	9/23/2022	RC	Special Education Funding	001-3110-0000-000000-000	34,497.96
77280	8	9/23/2022	RC	Supplement Targeted Assistance	001-3110-0000-000000-000	0.00
77280	9	9/23/2022	RC	Temporary Transitional Aid Guarantee	001-3110-0000-000000-000	0.00
77280	11	9/23/2022	RC	Transportation	001-3110-0000-000000-000	22,763.69
77280	12	9/23/2022	RC	Formula Transition Supplement	001-3110-0000-000000-000	0.00
77280	13	9/23/2022	RC	Preschool Special Educ Funding	001-3110-0000-000000-000	6,219.15

Reporting Period: September 2022 (FY 2023)

10/5/22 12:37 PM

Start Date: 9/01/2022

End Date: 9/30/2022

LEXINGTON LOCAL SCHOOLS
Receipts Ledger Report

Receipt #	Line #	Date	Type	Description	Full Account Code	Amount	
	77280	14	9/23/2022	RC	Special Educ Transportation	001-3110-0000-000000-000	\$ 3,539.66
						\$ 706,194.43	
Receipt:	3131						
	77241	1	9/16/2022	RC	RB for Real Estate - Richland	001-3131-0000-000000-000	336,082.45
	77241	2	9/16/2022	RC	RB for Emergency Levy - Richla	001-3131-0000-000000-000	216,535.63
	77241	9	9/16/2022	RC	2 1/2 HMRB Real Est-Richland	001-3131-0000-000000-000	67,391.70
	77241	10	9/16/2022	RC	2 1/2 HMRB Emerg Levy-Richland	001-3131-0000-000000-000	43,418.79
	77242	1	9/16/2022	RC	RB for Real Estate - Morrow	001-3131-0000-000000-000	19,294.48
	77242	2	9/16/2022	RC	RB for Emergency Levy - Morrow	001-3131-0000-000000-000	12,431.29
	77242	9	9/16/2022	RC	2 1/2 HMRB Real Est-Morrow	001-3131-0000-000000-000	2,834.87
	77242	10	9/16/2022	RC	2 1/2 HMRB Emerg Levy-Morrow	001-3131-0000-000000-000	1,826.49
	77301	1	9/28/2022	RC	Rollback- General Morrow	001-3131-0000-000000-000	1,307.13
	77301	2	9/28/2022	RC	Rollback Emerg Levy - Morrow	001-3131-0000-000000-000	842.18
	77301	4	9/28/2022	RC	2 1/2 RB - Real Est - Morrow	001-3131-0000-000000-000	205.87
	77301	5	9/28/2022	RC	2 1/2 RB - Emerg Levy - Morrow	001-3131-0000-000000-000	132.65
						\$ 702,303.53	
Receipt:	3132						
	77241	4	9/16/2022	RC	Homestead Real Est - Richland	001-3132-0000-000000-000	101,749.70
	77241	5	9/16/2022	RC	Homestead Emerg Levy-Richland	001-3132-0000-000000-000	65,556.65
	77242	4	9/16/2022	RC	Homestead Real Est - Morrow	001-3132-0000-000000-000	5,664.89
	77242	5	9/16/2022	RC	Homestead Emerg Levy-Morrow	001-3132-0000-000000-000	3,649.86
	77272	1	9/21/2022	RC	Homestead Real Est - Morrow	001-3132-0000-000000-000	2,111.68
	77272	2	9/21/2022	RC	Homestead Emerg Levy- Morrow	001-3132-0000-000000-000	1,320.29
						\$ 180,053.07	
Receipt:	3211						
	77279	5	9/9/2022	RC	Economic Disadvantaged Funding	001-3211-0000-000000-000	2,283.41
	77280	5	9/23/2022	RC	Economic Disadvantaged Funding	001-3211-0000-000000-000	2,283.41
						\$ 4,566.82	
Receipt:	3215						
	77279	10	9/9/2022	RC	Career Tech Education Funding	001-3215-0000-000000-000	16.69
	77280	10	9/23/2022	RC	Career Tech Education Funding	001-3215-0000-000000-000	16.69
						\$ 33.38	
Receipt:	3216						
	77279	7	9/9/2022	RC	Gifted Education Funding	001-3216-0000-000000-000	4,991.58
	77280	7	9/23/2022	RC	Gifted Education Funding	001-3216-0000-000000-000	4,991.58
						\$ 9,983.16	
Receipt:	3217						
	77279	6	9/9/2022	RC	English Learners Funding	001-3217-0000-000000-000	165.46
	77280	6	9/23/2022	RC	English Learners Funding	001-3217-0000-000000-000	165.35
						\$ 330.81	

Reporting Period: September 2022 (FY 2023)

10/5/22 12:37 PM

Start Date: 9/01/2022

End Date: 9/30/2022

LEXINGTON LOCAL SCHOOLS
Receipts Ledger Report

Receipt #	Line #	Date	Type	Description	Full Account Code	Amount
Receipt: 3218						
77279	2	9/9/2022	RC	Base Cost - Student Wellness and Success	001-3218-0000-000000-000	\$ 12,620.35
77280	2	9/23/2022	RC	Base Cost - Student Wellness and Success	001-3218-0000-000000-000	12,620.35
						\$ 25,240.70
Receipt: 3300						
77307	1	9/30/2022	RC	MEDICAID Recd - 9/9	001-3300-0000-000000-000	310.70
77307	2	9/30/2022	RC	MEDICAID Recd - 9/22	001-3300-0000-000000-000	199.68
						\$ 510.38
Receipt: 5300						
77232	1	9/14/2022	RC	SERS Refund FY22	001-5300-0000-000000-000	14,269.65
77233	1	9/14/2022	RC	Void O/S Check - Prior FY - Camp Nuhop	001-5300-0000-000000-000	7,370.00
77290	1	9/26/2022	RC	Refund - OAASFEP	001-5300-0000-000000-000	5.99
						\$ 21,645.64
						\$ 1,748,283.48
Fund: 002						
Receipt: 3132						
77241	6	9/16/2022	RC	Homestead for Bond Ret- Richla	002-3132-0000-000000-000	41,163.47
77242	6	9/16/2022	RC	Homestead for Bond Ret- Morrow	002-3132-0000-000000-000	2,291.77
77272	3	9/21/2022	RC	Homestead Bond Ret- Morrow	002-3132-0000-000000-000	829.02
						\$ 44,284.26
						\$ 44,284.26
Fund: 003						
Receipt: 3131						
77241	3	9/16/2022	RC	RB for PI Levy - Richland	003-3131-0000-000000-000	26,809.96
77241	11	9/16/2022	RC	2 1/2 HMRB PI Levy-Richland	003-3131-0000-000000-000	5,376.66
77242	3	9/16/2022	RC	RB for PI Levy - Morrow	003-3131-0000-000000-000	1,539.14
77242	11	9/16/2022	RC	2 1/2 HMRB PI Levy-Morrow	003-3131-0000-000000-000	226.15
77301	3	9/28/2022	RC	Rollback- Perm Impt - Morrow	003-3131-0000-000000-000	104.27
77301	6	9/28/2022	RC	2 1/2 RB - PI Levy - Morrow	003-3131-0000-000000-000	16.42
						\$ 34,072.60
Receipt: 3132						
77241	7	9/16/2022	RC	Homestead for PI Levy-Richland	003-3132-0000-000000-000	8,116.79
77242	7	9/16/2022	RC	Homestead for PI Levy-Morrow	003-3132-0000-000000-000	451.91
77272	4	9/21/2022	RC	Homestead for PI Levy-Morrow	003-3132-0000-000000-000	171.32
						\$ 8,740.02
						\$ 42,812.62
Fund: 004						
Receipt: 1410						
77316	6	9/30/2022	RC	LFI Fund	004-1410-0000-000000-000	5,737.17
						\$ 5,737.17

Reporting Period: September 2022 (FY 2023)

10/5/22 12:37 PM

Start Date: 9/01/2022

End Date: 9/30/2022

LEXINGTON LOCAL SCHOOLS Receipts Ledger Report

Receipt #	Line #	Date	Type	Description	Full Account Code	Amount
						\$ 5,737.17
Fund:	006					
Receipt:	1410					
77316	4	9/30/2022	RC	Richland Bank Interest	006-1410-0000-000000-000	\$ 331.23
						\$ 331.23
Receipt:	1511					
77286	21	9/23/2022	RC	HS/JH Breakfast	006-1511-0000-000000-100	296.30
77286	22	9/23/2022	RC	Eastern Breakfast	006-1511-0000-000000-300	52.25
77286	23	9/23/2022	RC	Central Breakfast	006-1511-0000-000000-400	263.60
77286	24	9/23/2022	RC	Western Breakfast	006-1511-0000-000000-500	180.50
77305	21	9/30/2022	RC	HS/JH Breakfast	006-1511-0000-000000-100	118.00
77305	22	9/30/2022	RC	Eastern Breakfast	006-1511-0000-000000-300	33.10
77305	23	9/30/2022	RC	Central Breakfast	006-1511-0000-000000-400	104.80
77305	24	9/30/2022	RC	Western Breakfast	006-1511-0000-000000-500	89.70
						\$ 1,138.25
Receipt:	1512					
77286	1	9/23/2022	RC	HS/JH Stu. Type A	006-1512-0000-000000-100	15,882.00
77286	5	9/23/2022	RC	HS/JH ROA Stu. Type A	006-1512-0000-000000-100	(11,582.46)
77286	6	9/23/2022	RC	Eastern Stu. Type A	006-1512-0000-000000-300	4,897.05
77286	10	9/23/2022	RC	Eastern ROA Stu. Type A	006-1512-0000-000000-300	(2,939.15)
77286	11	9/23/2022	RC	Central Stu. Type A	006-1512-0000-000000-400	3,930.20
77286	15	9/23/2022	RC	Central ROA Stu. Type A	006-1512-0000-000000-400	(2,285.14)
77286	16	9/23/2022	RC	Western Stu. Type A	006-1512-0000-000000-500	3,067.80
77286	20	9/23/2022	RC	Western ROA Stu. Type A	006-1512-0000-000000-500	(972.80)
77305	1	9/30/2022	RC	HS/JH Stu. Type A	006-1512-0000-000000-100	6,007.30
77305	5	9/30/2022	RC	HS/JH ROA Stu. Type A	006-1512-0000-000000-100	(5,509.95)
77305	6	9/30/2022	RC	Eastern Stu. Type A	006-1512-0000-000000-300	2,055.00
77305	10	9/30/2022	RC	Eastern ROA Stu. Type A	006-1512-0000-000000-300	(1,773.72)
77305	11	9/30/2022	RC	Central Stu. Type A	006-1512-0000-000000-400	1,632.80
77305	15	9/30/2022	RC	Central ROA Stu. Type A	006-1512-0000-000000-400	(1,398.60)
77305	16	9/30/2022	RC	Western Stu. Type A	006-1512-0000-000000-500	1,291.40
77305	20	9/30/2022	RC	Western ROA Stu. Type A	006-1512-0000-000000-500	(1,030.25)
77306	6	9/30/2022	RC	HS/JH Lunch - Pay For It	006-1512-0000-000000-100	22,004.16
77306	7	9/30/2022	RC	Jr High Lunch - Pay For It	006-1512-0000-000000-200	0.00
77306	8	9/30/2022	RC	Eastern Lunch - Pay For It	006-1512-0000-000000-300	6,582.35
77306	9	9/30/2022	RC	Central Lunch - Pay For It	006-1512-0000-000000-400	5,461.99
77306	10	9/30/2022	RC	Western Lunch - Pay For It	006-1512-0000-000000-500	3,891.35
						\$ 49,211.33
Receipt:	1513					
77203	1	9/8/2022	RC	Eastern Lunch account	006-1513-0000-000000-300	30.00

Reporting Period: September 2022 (FY 2023)

10/5/22 12:37 PM

Start Date: 9/01/2022

End Date: 9/30/2022

LEXINGTON LOCAL SCHOOLS
Receipts Ledger Report

Receipt #	Line #	Date	Type	Description	Full Account Code	Amount
77286	3	9/23/2022	RC	HS/JH Stu. ALa Carte	006-1513-0000-000000-100	\$ 4,316.10
77286	8	9/23/2022	RC	Eastern Stu. Ala Carte	006-1513-0000-000000-300	178.85
77286	13	9/23/2022	RC	Central Stu. Ala Carte	006-1513-0000-000000-400	28.50
77286	18	9/23/2022	RC	Western Stu. Ala Carte	006-1513-0000-000000-500	0.00
77305	3	9/30/2022	RC	HS/JH Stu. ALa Carte	006-1513-0000-000000-100	1,853.00
77305	8	9/30/2022	RC	Eastern Stu. Ala Carte	006-1513-0000-000000-300	223.75
77305	13	9/30/2022	RC	Central Stu. Ala Carte	006-1513-0000-000000-400	41.00
77305	18	9/30/2022	RC	Western Stu. Ala Carte	006-1513-0000-000000-500	0.00
Receipt:	1514					\$ 6,671.20
77286	2	9/23/2022	RC	HS/JH Stu. Milk	006-1514-0000-000000-100	30.50
77286	7	9/23/2022	RC	Eastern Stu. Milk	006-1514-0000-000000-300	2.00
77286	12	9/23/2022	RC	Central Stu. Milk	006-1514-0000-000000-400	13.50
77286	17	9/23/2022	RC	Western Stu. Milk	006-1514-0000-000000-500	17.50
77305	2	9/30/2022	RC	HS/JH Stu. Milk	006-1514-0000-000000-100	7.50
77305	7	9/30/2022	RC	Eastern Stu. Milk	006-1514-0000-000000-300	2.50
77305	12	9/30/2022	RC	Central Stu. Milk	006-1514-0000-000000-400	1.50
77305	17	9/30/2022	RC	Western Stu. Milk	006-1514-0000-000000-500	5.00
Receipt:	1523					\$ 80.00
77286	4	9/23/2022	RC	HS/JH Adult Ala Carte	006-1523-0000-000000-100	416.35
77286	9	9/23/2022	RC	Eastern Adult Ala Carte	006-1523-0000-000000-300	56.25
77286	14	9/23/2022	RC	Central Adult Ala Carte	006-1523-0000-000000-400	8.50
77286	19	9/23/2022	RC	Western Adult Ala Carte	006-1523-0000-000000-500	0.00
77305	4	9/30/2022	RC	HS/JH Adult Ala Carte	006-1523-0000-000000-100	168.90
77305	9	9/30/2022	RC	Eastern Adult Ala Carte	006-1523-0000-000000-300	32.25
77305	14	9/30/2022	RC	Central Adult Ala Carte	006-1523-0000-000000-400	0.00
77305	19	9/30/2022	RC	Western Adult Ala Carte	006-1523-0000-000000-500	1.75
Receipt:	5300					\$ 684.00
77304	1	9/30/2022	RC	GFS Rebate FY 22	006-5300-0000-000000-000	4,728.71
						\$ 4,728.71
Fund:	007					\$ 62,844.72
Receipt:	1410					
77316	5	9/30/2022	RC	Richland Bank Int - Minutemen	007-1410-9100-000000-000	186.35
Receipt:	1820					
77259	1	9/20/2022	RC	LMAS Donation	007-1820-9100-000000-000	200.00
						\$ 200.00

Reporting Period: September 2022 (FY 2023)

10/5/22 12:37 PM

Start Date: 9/01/2022

End Date: 9/30/2022

LEXINGTON LOCAL SCHOOLS Receipts Ledger Report

Receipt #	Line #	Date	Type	Description	Full Account Code	Amount
						\$ 386.35
Fund:	010					
Receipt:	1410					
77316	7	9/30/2022	RC	Classroom Facilities Fund	010-1410-0000-000000-000	\$ 9,483.32
						\$ 9,483.32
						\$ 9,483.32
Fund:	018					
Receipt:	1630					
77185	1	9/1/2022	RC	Eastern fees princ acct	018-1630-9300-000000-000	36.00
77186	1	9/1/2022	RC	Eastern fees princ acct	018-1630-9300-000000-000	130.00
77187	1	9/1/2022	RC	Eastern fees princ acct	018-1630-9300-000000-000	126.00
77212	1	9/7/2022	RC	Eastern fees princ acct	018-1630-9300-000000-000	8.00
77213	1	9/7/2022	RC	Eastern fees princ acct	018-1630-9300-000000-000	26.00
77218	1	9/9/2022	RC	Eastern fees princ acct	018-1630-9300-000000-000	6.00
77238	1	9/15/2022	RC	Eastern fees princ acct	018-1630-9300-000000-000	8.00
77289	3	9/23/2022	RC	Eastern school fees princ acct	018-1630-9300-000000-000	8.00
77188	1	9/1/2022	RC	Eastern Run Club fees	018-1630-9303-000000-000	400.00
77211	1	9/7/2022	RC	Eastern Run Club fees	018-1630-9303-000000-000	100.00
77217	1	9/9/2022	RC	Eastern Run Club fees	018-1630-9303-000000-000	400.00
77240	1	9/15/2022	RC	Eastern Run Club fees	018-1630-9303-000000-000	160.00
77308	1	9/9/2022	RC	Central fees princ acct	018-1630-9400-000000-000	18.00
77309	1	9/9/2022	RC	Central fees princ acct	018-1630-9400-000000-000	168.00
77310	1	9/9/2022	RC	Central fees princ acct	018-1630-9400-000000-000	6.00
77294	1	9/19/2022	RC	Central fees princ acct	018-1630-9400-000000-000	126.00
77296	1	9/19/2022	RC	Kroger Check	018-1630-9400-000000-000	194.37
77267	1	9/21/2022	RC	Central fees princ acct	018-1630-9400-000000-000	114.00
77268	1	9/21/2022	RC	Central fees princ acct	018-1630-9400-000000-000	108.00
77227	1	9/12/2022	RC	Western fees princ acct	018-1630-9500-000000-000	66.00
77230	1	9/12/2022	RC	Marco Photo commission	018-1630-9500-000000-000	686.14
77230	2	9/12/2022	RC	Kroger Checks	018-1630-9500-000000-000	547.38
77236	1	9/13/2022	RC	Western fees princ acct	018-1630-9500-000000-000	270.00
77248	1	9/16/2022	RC	Western fees princ acct	018-1630-9500-000000-000	102.00
77258	1	9/19/2022	RC	Western fees princ acct	018-1630-9500-000000-000	150.00
77299	1	9/23/2022	RC	Western fees princ acct	018-1630-9500-000000-000	24.00
						\$ 3,987.89
Receipt:	1690					
77254	1	9/19/2022	RC	PSAT	018-1690-9100-000000-000	144.00
77256	2	9/19/2022	RC	Gorman Rupp Donation	018-1690-9100-000000-000	15.00
77261	1	9/20/2022	RC	MD Coffee service	018-1690-9100-000000-000	57.50
77284	1	9/23/2022	RC	MD Coffee service	018-1690-9100-000000-000	123.69

Reporting Period: September 2022 (FY 2023)

10/5/22 12:37 PM

Start Date: 9/01/2022

End Date: 9/30/2022

LEXINGTON LOCAL SCHOOLS
Receipts Ledger Report

Receipt #	Line #	Date	Type	Description	Full Account Code	Amount
77285	1	9/23/2022	RC	PSAT	018-1690-9100-000000-000	\$ 270.00
77228	1	9/12/2022	RC	Western Staff T-Shirts	018-1690-9500-000000-000	265.00
Receipt:	1820					\$ 875.19
77184	1	9/1/2022	RC	Marco Photo commission	018-1820-9300-000000-000	939.92
77289	4	9/23/2022	RC	Kona Ice Payment	018-1820-9300-000000-000	225.00
						\$ 1,164.92
Fund:	019					\$ 6,028.00
Receipt:	1820					
77232	5	9/14/2022	RC	Richland Co. Foundation Grant - Career Books and Activities	019-1820-9227-000000-000	532.00
77232	6	9/14/2022	RC	Richland Co. Foundation Grant - Social Studies Markerspace	019-1820-9228-000000-000	1,490.34
						\$ 2,022.34
Receipt:	1890					
77232	2	9/14/2022	RC	PTO Recycling - Central	019-1890-9121-000000-000	7.65
77232	3	9/14/2022	RC	PTO Recycling - Eastern	019-1890-9122-000000-000	7.65
77239	1	9/15/2022	RC	PTO Donation	019-1890-9122-000000-000	1,000.00
77232	4	9/14/2022	RC	PTO Recycling - Western	019-1890-9123-000000-000	7.64
77249	1	9/16/2022	RC	PTO Donation	019-1890-9123-000000-000	1,000.00
77295	1	9/19/2022	RC	PTO Donation	019-1890-9123-000000-000	1,000.00
						\$ 3,022.94
Fund:	024					\$ 5,045.28
Receipt:	1410					
77316	2	9/30/2022	RC	Richland Bank Int. 024	024-1410-0000-000000-000	351.35
						\$ 351.35
Receipt:	1872					
77262	1	9/21/2022	RC	Employees' Premiums September	024-1872-0000-000000-000	67,428.71
77263	1	9/21/2022	RC	Board's Premiums September	024-1872-0000-000000-000	367,624.00
						\$ 435,052.71
Fund:	034					\$ 435,404.06
Receipt:	3132					
77241	8	9/16/2022	RC	Homestead for PI (.5 Mill)-Ric	034-3132-0000-000000-000	2,178.25
77242	8	9/16/2022	RC	Homestead for PI (.5 Mill)-Mor	034-3132-0000-000000-000	121.28
77272	5	9/21/2022	RC	Homestead PI (.5 Mill)- Morrow	034-3132-0000-000000-000	44.37
						\$ 2,343.90
						\$ 2,343.90

Reporting Period: September 2022 (FY 2023)

10/5/22 12:37 PM

Start Date: 9/01/2022

End Date: 9/30/2022

LEXINGTON LOCAL SCHOOLS Receipts Ledger Report

Receipt #	Line #	Date	Type	Description	Full Account Code	Amount
Fund: 200						
Receipt: 1620						
77255	2	9/19/2022	RC	Yearbook Sales	200-1620-9119-000000-000	\$ 65.00
77260	2	9/20/2022	RC	Yearbook Sales	200-1620-9119-000000-000	65.00
77224	1	9/12/2022	RC	NHS "Fear the Village" T-Shirts	200-1620-9121-000000-000	2,350.00
						\$ 2,480.00
Receipt: 1690						
77219	1	9/9/2022	RC	Yearbook ad sales	200-1690-9119-000000-000	755.00
77255	1	9/19/2022	RC	Yearbook ad sales	200-1690-9119-000000-000	30.00
77260	1	9/20/2022	RC	Yearbook ad sales	200-1690-9119-000000-000	360.00
77283	1	9/23/2022	RC	Yearbook ad sales	200-1690-9119-000000-000	450.00
						\$ 1,595.00
Receipt: 1820						
77269	1	9/22/2022	RC	NHS ALS Car Wash Donations	200-1820-9121-000000-000	2,043.00
						\$ 2,043.00
						\$ 6,118.00
Fund: 300						
Receipt: 1610						
77208	1	9/2/2022	RC	Freshman FB Adm vs. Ashland	300-1610-9600-000000-700	536.00
77209	1	9/2/2022	RC	Girls Soccer adm vs. Ashland	300-1610-9600-000000-704	773.00
77200	1	9/6/2022	RC	JV FB Adm vs. Ashland	300-1610-9600-000000-700	567.00
77201	1	9/6/2022	RC	FB adm vs. Ashland Online Sales	300-1610-9600-000000-700	16.00
77201	2	9/6/2022	RC	Fall Season Tickets Online Sales	300-1610-9600-000000-000	160.00
77202	1	9/7/2022	RC	Fall Season Tickets Online Sales	300-1610-9600-000000-000	35.00
77214	1	9/7/2022	RC	Boys Soccer adm vs. Mt. Vernon	300-1610-9600-000000-703	626.00
77215	1	9/7/2022	RC	JH VB adm vs. Mansfield Sr.	300-1610-9600-000000-714	365.00
77204	2	9/8/2022	RC	Boys Soccer adm vs. Mt. Vernon Online Sales	300-1610-9600-000000-703	59.00
77204	3	9/8/2022	RC	Varsity FB adm vs. Mt. Vernon Online Sales	300-1610-9600-000000-700	21.00
77216	1	9/8/2022	RC	JH FB adm vs. Mansfield	300-1610-9600-000000-713	1,370.00
77205	1	9/9/2022	RC	JH Boys BB adm Online Sales	300-1610-9600-000000-713	13.00
77221	3	9/9/2022	RC	Fall Season Tickets	300-1610-9600-000000-000	86.00
77206	1	9/12/2022	RC	Varsity FB adm vs. Mt. Vernon Online Sales	300-1610-9600-000000-700	42.00
77222	1	9/12/2022	RC	FB adm vs. Mt. Vernon	300-1610-9600-000000-700	4,542.00
77225	1	9/12/2022	RC	Boys Soccer adm vs. Bay	300-1610-9600-000000-703	945.00
77207	1	9/13/2022	RC	Varsity FB adm vs. Mt. Vernon Online Sales	300-1610-9600-000000-700	529.00
77207	2	9/13/2022	RC	Boys Soccer adm vs. Bay Online Sales	300-1610-9600-000000-703	7.00
77234	1	9/13/2022	RC	JV Boys Soccer adm vs. Smithville	300-1610-9600-000000-703	112.00
77234	3	9/13/2022	RC	Fall Season Tickets	300-1610-9600-000000-000	35.00
77235	1	9/13/2022	RC	JH VB adm vs. West Holmes	300-1610-9600-000000-714	278.00
77226	2	9/14/2022	RC	Boys Soccer adm vs. Bay Online Sales	300-1610-9600-000000-703	236.00

Reporting Period: September 2022 (FY 2023)

10/5/22 12:37 PM

Start Date: 9/01/2022

End Date: 9/30/2022

LEXINGTON LOCAL SCHOOLS Receipts Ledger Report

Receipt #	Line #	Date	Type	Description	Full Account Code	Amount	
77226	3	9/14/2022	RC	Boys Soccer adm vs. Smithville Online Sales	300-1610-9600-000000-703	\$ 15.00	
77243	1	9/16/2022	RC	Varsity FB adm vs. Wooster Online Sales	300-1610-9600-000000-700	33.00	
77250	1	9/16/2022	RC	VB adm vs. West Holmes	300-1610-9600-000000-702	502.00	
77251	1	9/16/2022	RC	Girls Soccer adm vs. Ontario/New Philly	300-1610-9600-000000-704	566.00	
77252	1	9/16/2022	RC	JH VB adm vs. Mt. Vernon	300-1610-9600-000000-714	320.00	
77252	4	9/16/2022	RC	Fall Season Ticket Sales	300-1610-9600-000000-000	35.00	
77244	1	9/19/2022	RC	Varsity FB adm vs. Wooster Online Sales	300-1610-9600-000000-700	138.00	
77244	2	9/19/2022	RC	Boys Soccer adm vs. Ontario/New Philly Online Sales	300-1610-9600-000000-703	12.00	
77244	3	9/19/2022	RC	VB adm vs. West Holmes Online Sales	300-1610-9600-000000-702	14.00	
77253	1	9/19/2022	RC	FB adm vs. Wooster	300-1610-9600-000000-700	5,269.00	
77245	1	9/20/2022	RC	FB adm vs. Wooster Online Sales	300-1610-9600-000000-700	819.00	
77245	2	9/20/2022	RC	Fall Season Tickets Online Sales	300-1610-9600-000000-000	115.00	
77246	1	9/21/2022	RC	Fall Season Tickets Online Sales	300-1610-9600-000000-000	35.00	
77273	1	9/21/2022	RC	VB adm vs. Wooster	300-1610-9600-000000-702	594.00	
77274	1	9/21/2022	RC	Boys Soccer adm vs. Madison	300-1610-9600-000000-703	1,116.00	
77265	2	9/22/2022	RC	Boys Soccer adm vs. Madison Online Sales	300-1610-9600-000000-703	35.00	
77265	3	9/22/2022	RC	VB adm vs. Wooster Online Sales	300-1610-9600-000000-702	14.00	
77275	1	9/22/2022	RC	JH FB adm vs. Ashland	300-1610-9600-000000-713	1,474.00	
77276	1	9/22/2022	RC	JH VB adm vs. Edgewood/Wooster	300-1610-9600-000000-714	246.00	
77266	1	9/23/2022	RC	JH FB adm vs. Ashland Online Sales	300-1610-9600-000000-713	16.00	
77277	1	9/23/2022	RC	Freshman FB Adm vs. Mansfield Sr.	300-1610-9600-000000-700	396.00	
77278	1	9/23/2022	RC	VB adm vs. Mansfield Sr.	300-1610-9600-000000-702	177.00	
77292	1	9/26/2022	RC	Boys Soccer adm vs. Ottawa Hills	300-1610-9600-000000-703	483.00	
77293	1	9/26/2022	RC	JV FB Adm vs. Mansfield Sr.	300-1610-9600-000000-700	455.00	
77297	1	9/28/2022	RC	Boys Soccer adm vs. Ottawa Hills Online Sales	300-1610-9600-000000-703	28.00	
77297	2	9/28/2022	RC	Varsity FB adm vs. Mansfield Sr. Online Sales	300-1610-9600-000000-700	5.00	
77311	1	9/28/2022	RC	JH VB adm vs. Ashland	300-1610-9600-000000-714	411.00	
77312	1	9/28/2022	RC	VB adm vs. Ashland	300-1610-9600-000000-702	565.00	
77300	1	9/30/2022	RC	VB adm vs. Madison	300-1610-9600-000000-702	7.00	
77313	1	9/30/2022	RC	VB adm vs. Madison	300-1610-9600-000000-702	489.00	
77314	1	9/30/2022	RC	Girls Soccer adm vs. Wooster	300-1610-9600-000000-704	692.00	
						\$ 26,429.00	
Receipt:	1620						
77287	1	9/23/2022	RC	JH vending	300-1620-9206-000000-000	246.00	
77222	2	9/12/2022	RC	FB Program Sales	300-1620-9600-000000-700	205.00	
77253	2	9/19/2022	RC	FB Program Sales	300-1620-9600-000000-700	230.00	
						\$ 681.00	
Receipt:	1690						
77208	3	9/2/2022	RC	Program Ads	300-1690-9600-000000-000	300.00	

Reporting Period: September 2022 (FY 2023)

10/5/22 12:37 PM

Start Date: 9/01/2022

End Date: 9/30/2022

LEXINGTON LOCAL SCHOOLS
Receipts Ledger Report

Receipt #	Line #	Date	Type	Description	Full Account Code	Amount	
77221	1	9/9/2022	RC	Program Ads	300-1690-9600-000000-000	\$ 700.00	
77221	2	9/9/2022	RC	Patrons	300-1690-9600-000000-000	25.00	
77234	2	9/13/2022	RC	Patrons	300-1690-9600-000000-000	100.00	
77273	3	9/21/2022	RC	Program Ads	300-1690-9600-000000-000	200.00	
77293	2	9/26/2022	RC	Program Ads	300-1690-9600-000000-000	300.00	
77313	2	9/30/2022	RC	Program Ads	300-1690-9600-000000-000	325.00	
						\$ 1,950.00	
Receipt:	1890						
77208	2	9/2/2022	RC	Girls Golf Entry Fees	300-1890-9600-000000-706	500.00	
77215	2	9/7/2022	RC	Girls Golf Entry Fees	300-1890-9600-000000-706	550.00	
77215	3	9/7/2022	RC	Boys Golf Entry Fees	300-1890-9600-000000-706	350.00	
77234	4	9/13/2022	RC	Girls Golf Entry Fees	300-1890-9600-000000-706	275.00	
77252	2	9/16/2022	RC	Girls Golf Entry Fees	300-1890-9600-000000-706	275.00	
77252	3	9/16/2022	RC	Boys Golf Entry Fees	300-1890-9600-000000-706	350.00	
77273	2	9/21/2022	RC	Girls Golf Entry Fees	300-1890-9600-000000-706	500.00	
						\$ 2,800.00	
						\$ 31,860.00	
Fund:	572						
Receipt:	4220						
77264	1	9/21/2022	RC	EOEC Revenue	572-4220-9922-000000-000	7,000.00	
						\$ 7,000.00	
Grand Total						\$ 2,407,631.16	

Reporting Period: September 2022 (FY 2023)

10/5/22 12:34 PM

As Of Period: 09/30/2022

LEXINGTON LOCAL SCHOOLS
Revenue Account Summary

Fund-SCC	Description	FYTDReceivable	FYTD Received	MTD Received	YTD Received
SCC:	0000				
001-0000	GENERAL FUND	\$ 23,986,204.23	\$ 8,673,929.34	\$ 1,740,913.48	\$ 21,960,752.40
		\$ 23,986,204.23	\$ 8,673,929.34	\$ 1,740,913.48	\$ 21,960,752.40
SCC:	9412				
001-9412	GENERAL BUDGET RESERVE SET-ASIDE-1%/BWC	0.00	0.00	0.00	0.00
		\$ 0.00	\$ 0.00	\$ 0.00	\$ 0.00
SCC:	0000				
002-0000	BOND RETIREMENT FUND	3,434,171.28	1,457,856.85	44,284.26	3,416,661.34
003-0000	PERMANENT IMPROVEMENT FUND	764,319.86	323,512.12	42,812.62	764,314.74
004-0000	LFI BUILDING FUND	10,409.13	10,023.31	5,737.17	13,336.59
006-0000	FOOD SERVICE FUND	1,185,721.35	65,791.52	62,824.72	802,103.62
		\$ 5,394,621.62	\$ 1,857,183.80	\$ 155,658.77	\$ 4,996,416.29
SCC:	9100				
007-9100	LEXINGTON MINUTEMEN ACADEMIC SCHOLARSHIP FUND	16,178.28	4,014.50	386.35	13,857.22
		\$ 16,178.28	\$ 4,014.50	\$ 386.35	\$ 13,857.22
SCC:	9800				
007-9800	TERRY McCAMMON SCHOLARSHIP FUND	0.00	0.00	0.00	0.00
		\$ 0.00	\$ 0.00	\$ 0.00	\$ 0.00
SCC:	9801				
007-9801	MINUTEMAN ALUMNI SCHOLARSHIP FUND	0.00	0.00	0.00	0.00
		\$ 0.00	\$ 0.00	\$ 0.00	\$ 0.00
SCC:	9999				
007-9999	LEXINGTON SCHOOLS TRUST FUND	0.00	0.00	0.00	0.00
		\$ 0.00	\$ 0.00	\$ 0.00	\$ 0.00
SCC:	0000				
010-0000	CLASSROOM FACILITIES CONSTRUCTION FUND	31,933.97	17,300.63	9,483.32	26,766.46
		\$ 31,933.97	\$ 17,300.63	\$ 9,483.32	\$ 26,766.46
SCC:	9100				
018-9100	HIGH SCHOOL PRINCIPAL'S FUND	5,336.93	649.40	610.19	4,431.28
		\$ 5,336.93	\$ 649.40	\$ 610.19	\$ 4,431.28
SCC:	9101				
018-9101	HIGH SCHOOL FLOWER FUND	393.00	0.00	0.00	0.00
		\$ 393.00	\$ 0.00	\$ 0.00	\$ 0.00
SCC:	9200				
018-9200	JUNIOR HIGH PRINCIPAL'S FUND	2,501.19	(937.50)	(937.50)	772.50
		\$ 2,501.19	\$ (937.50)	\$ (937.50)	\$ 772.50
SCC:	9300				

Reporting Period: September 2022 (FY 2023)
 As Of Period: 09/30/2022

10/5/22 12:34 PM

LEXINGTON LOCAL SCHOOLS
Revenue Account Summary

Fund-SCC	Description	FYTDReceivable	FYTD Received	MTD Received	YTD Received
018-9300	EASTERN PRINCIPAL'S FUND	\$ 3,148.68	\$ 1,512.92	\$ 1,512.92	\$ 3,484.92
		\$ 3,148.68	\$ 1,512.92	\$ 1,512.92	\$ 3,484.92
SCC:	9301				
018-9301	EASTERN ELEMENTARY BOOKFAIR/BOXTOPS FUND	8,070.13	0.00	0.00	5,657.23
		\$ 8,070.13	\$ 0.00	\$ 0.00	\$ 5,657.23
SCC:	9302				
018-9302	EASTERN ELEMENTARY MATH	0.00	0.00	0.00	0.00
		\$ 0.00	\$ 0.00	\$ 0.00	\$ 0.00
SCC:	9303				
018-9303	EASTERN RUN CLUB	1,075.00	1,060.00	1,060.00	1,060.00
		\$ 1,075.00	\$ 1,060.00	\$ 1,060.00	\$ 1,060.00
SCC:	9400				
018-9400	CENTRAL PRINCIPAL'S FUND	3,050.29	1,651.62	734.37	2,751.22
		\$ 3,050.29	\$ 1,651.62	\$ 734.37	\$ 2,751.22
SCC:	9401				
018-9401	CENTRAL ELEMENTARY BOOKFAIR FUND	4,030.04	2.70	0.00	4,032.74
		\$ 4,030.04	\$ 2.70	\$ 0.00	\$ 4,032.74
SCC:	9402				
018-9402	CENTRAL ELEMENTARY ART	0.00	0.00	0.00	0.00
		\$ 0.00	\$ 0.00	\$ 0.00	\$ 0.00
SCC:	9500				
018-9500	WESTERN PRINCIPAL'S FUND	3,507.65	2,110.52	2,110.52	3,546.94
		\$ 3,507.65	\$ 2,110.52	\$ 2,110.52	\$ 3,546.94
SCC:	9501				
018-9501	WESTERN ELEMENTARY BOOKFAIR/BOXTOPS FUND	4,438.42	0.00	0.00	4,415.42
		\$ 4,438.42	\$ 0.00	\$ 0.00	\$ 4,415.42
SCC:	9502				
018-9502	HIGH SCHOOL ACADEMIC BOOSTERS FUND	0.00	0.00	0.00	0.00
		\$ 0.00	\$ 0.00	\$ 0.00	\$ 0.00
SCC:	9503				
018-9503	WESTERN ELEMENTARY ART	0.00	0.00	0.00	0.00
		\$ 0.00	\$ 0.00	\$ 0.00	\$ 0.00
SCC:	9602				
018-9602	JUNIOR HIGH ACADEMIC BOOSTERS FUND	0.00	0.00	0.00	0.00
		\$ 0.00	\$ 0.00	\$ 0.00	\$ 0.00
SCC:	9901				
018-9901	JUNIOR HIGH TEACHER ADVISORY FUND	0.00	0.00	0.00	0.00

Reporting Period: September 2022 (FY 2023)
 As Of Period: 09/30/2022

10/5/22 12:34 PM

LEXINGTON LOCAL SCHOOLS
Revenue Account Summary

Fund-SCC	Description	FYTDReceivable	FYTD Received	MTD Received	YTD Received
SCC:	9001	\$ 0.00	\$ 0.00	\$ 0.00	\$ 0.00
019-9001	ACADEMIC BOOSTERS GRANTS	\$ 0.00	\$ 0.00	\$ 0.00	\$ 0.00
		\$ 0.00	\$ 0.00	\$ 0.00	\$ 0.00
SCC:	9121				
019-9121	CENTRAL ELEMENTARY PTO GRANTS	89.94	12.32	7.65	71.43
		\$ 89.94	\$ 12.32	\$ 7.65	\$ 71.43
SCC:	9122				
019-9122	EASTERN ELEMENTARY PTO GRANTS	89.95	1,012.32	1,007.65	1,071.42
		\$ 89.95	\$ 1,012.32	\$ 1,007.65	\$ 1,071.42
SCC:	9123				
019-9123	WESTERN ELEMENTARY PTO GRANTS	89.94	2,012.31	2,007.64	2,071.41
		\$ 89.94	\$ 2,012.31	\$ 2,007.64	\$ 2,071.41
SCC:	9200				
019-9200	RICHLAND COUNTY FOUNDATION GRANT PLAYGROUND	0.00	0.00	0.00	0.00
		\$ 0.00	\$ 0.00	\$ 0.00	\$ 0.00
SCC:	9201				
019-9201	RICHLAND COUNTY FOUNDATION GRANT CENTRAL PRID	0.00	0.00	0.00	0.00
		\$ 0.00	\$ 0.00	\$ 0.00	\$ 0.00
SCC:	9202				
019-9202	RICHLAND COUNTY FOUNDATION GRANT-HENSEL FY15	0.00	0.00	0.00	0.00
		\$ 0.00	\$ 0.00	\$ 0.00	\$ 0.00
SCC:	9204				
019-9204	RICHLAND COUNTY FOUNDATION GRANT-PELPHREY 15	0.00	0.00	0.00	0.00
		\$ 0.00	\$ 0.00	\$ 0.00	\$ 0.00
SCC:	9205				
019-9205	RICHLAND CO FOUNDATION GRANT-STAINED GLASS 16	0.00	0.00	0.00	0.00
		\$ 0.00	\$ 0.00	\$ 0.00	\$ 0.00
SCC:	9206				
019-9206	RICHLAND CO FOUNDATION GRANT-SEASONAL SCIE 16	0.00	0.00	0.00	0.00
		\$ 0.00	\$ 0.00	\$ 0.00	\$ 0.00
SCC:	9207				
019-9207	RICHLAND CO FOUNDATION-SCORE COMMON CORE 16	0.00	0.00	0.00	0.00
		\$ 0.00	\$ 0.00	\$ 0.00	\$ 0.00

Reporting Period: September 2022 (FY 2023)

10/5/22 12:34 PM

As Of Period: 09/30/2022

LEXINGTON LOCAL SCHOOLS
Revenue Account Summary

Fund-SCC	Description	FYTDReceivable	FYTD Received	MTD Received	YTD Received
SCC:	9208				
019-9208	RICHLAND CO FOUND-BUILD A COMM OF READERS	\$ 0.00	\$ 0.00	\$ 0.00	\$ 0.00
		\$ 0.00	\$ 0.00	\$ 0.00	\$ 0.00
SCC:	9209				
019-9209	RICH CO FOUND-LEARN TO READ FOR A LIFETIME	0.00	0.00	0.00	0.00
		\$ 0.00	\$ 0.00	\$ 0.00	\$ 0.00
SCC:	9210				
019-9210	RICH CO FOUND-MULTI-SENS APPROACH TO LEARNING	0.00	0.00	0.00	0.00
		\$ 0.00	\$ 0.00	\$ 0.00	\$ 0.00
SCC:	9211				
019-9211	RICH CO FOUND-BEE AWARENESS	0.00	0.00	0.00	0.00
		\$ 0.00	\$ 0.00	\$ 0.00	\$ 0.00
SCC:	9212				
019-9212	RICH CO FOUND-DONT LET THE PIGEON STOP TALK	0.00	0.00	0.00	0.00
		\$ 0.00	\$ 0.00	\$ 0.00	\$ 0.00
SCC:	9213				
019-9213	RICH CO FOUND-BRAIN GAMES 5.0	0.00	0.00	0.00	0.00
		\$ 0.00	\$ 0.00	\$ 0.00	\$ 0.00
SCC:	9214				
019-9214	RICH CO FOUND-TALKING SENSE TO OUR NUMBERS	0.00	0.00	0.00	0.00
		\$ 0.00	\$ 0.00	\$ 0.00	\$ 0.00
SCC:	9215				
019-9215	RICH CO FOUND-SEE THE CIVILIZATION	0.00	0.00	0.00	0.00
		\$ 0.00	\$ 0.00	\$ 0.00	\$ 0.00
SCC:	9216				
019-9216	RICH CO FOUND-SCIENCE OLYMPIAD	0.00	0.00	0.00	0.00
		\$ 0.00	\$ 0.00	\$ 0.00	\$ 0.00
SCC:	9217				
019-9217	RICH CO FOUND-KICK BACK WITH CLASSICS	0.00	0.00	0.00	0.00
		\$ 0.00	\$ 0.00	\$ 0.00	\$ 0.00
SCC:	9218				
019-9218	RICH CO FOUND-WRITE STUFF STEAM KIT	0.00	0.00	0.00	0.00
		\$ 0.00	\$ 0.00	\$ 0.00	\$ 0.00
SCC:	9219				
019-9219	RICH CO FOUND-CLASSROOM	0.00	0.00	0.00	0.00

Reporting Period: September 2022 (FY 2023)

10/5/22 12:34 PM

As Of Period: 09/30/2022

LEXINGTON LOCAL SCHOOLS
Revenue Account Summary

Fund-SCC	Description	FYTDReceivable	FYTD Received	MTD Received	YTD Received
	LIBRARY				
SCC:	9220	\$ 0.00	\$ 0.00	\$ 0.00	\$ 0.00
019-9220	RICH CO FOUND-LEGOS AND BUILDING BLOCKS	\$ 0.00	\$ 0.00	\$ 0.00	\$ 0.00
		\$ 0.00	\$ 0.00	\$ 0.00	\$ 0.00
SCC:	9221				
019-9221	RICH CO FOUND-SCIENCE DISCOVERY BINS	0.00	0.00	0.00	0.00
		\$ 0.00	\$ 0.00	\$ 0.00	\$ 0.00
SCC:	9222				
019-9222	RICH CO FOUND-ONE BIG HAPPY FAMILY	0.00	0.00	0.00	0.00
		\$ 0.00	\$ 0.00	\$ 0.00	\$ 0.00
SCC:	9223				
019-9223	RICH CO FOUND-MAKER MAVEN STEM	0.00	0.00	0.00	0.00
		\$ 0.00	\$ 0.00	\$ 0.00	\$ 0.00
SCC:	9224				
019-9224	RICH CO FOUND-STEM SNAP CIRCUITS	0.00	0.00	0.00	0.00
		\$ 0.00	\$ 0.00	\$ 0.00	\$ 0.00
SCC:	9225				
019-9225	RICH CO FOUND GRANT-STEM MATERIALS SNAP CIRCUITS	485.94	0.00	0.00	0.00
		\$ 485.94	\$ 0.00	\$ 0.00	\$ 0.00
SCC:	9226				
019-9226	RICH CO FOUND GRANT-SCIENCE ENRICH FIELD TRIP	1,500.00	0.00	0.00	0.00
		\$ 1,500.00	\$ 0.00	\$ 0.00	\$ 0.00
SCC:	9227				
019-9227	RICH CO FOUND GRANT-CAREER BOOKS AND ACTIVITIES	532.00	532.00	532.00	532.00
		\$ 532.00	\$ 532.00	\$ 532.00	\$ 532.00
SCC:	9228				
019-9228	RICH CO FOUND GRANT-SOCIAL STUDIES MAKERSPACE	1,490.34	1,490.34	1,490.34	1,490.34
		\$ 1,490.34	\$ 1,490.34	\$ 1,490.34	\$ 1,490.34
SCC:	9301				
019-9301	RICH CO FOUND/SECO ROBOTICS GRANT (HEIMANN)	0.00	0.00	0.00	0.00
		\$ 0.00	\$ 0.00	\$ 0.00	\$ 0.00
SCC:	9302				
019-9302	RICH CO RETIRED TEACHERS	0.00	0.00	0.00	0.00

Reporting Period: September 2022 (FY 2023)

10/5/22 12:34 PM

As Of Period: 09/30/2022

LEXINGTON LOCAL SCHOOLS
Revenue Account Summary

Fund-SCC	Description	FYTDReceivable	FYTD Received	MTD Received	YTD Received
	ASSOC				
SCC:	9303	\$ 0.00	\$ 0.00	\$ 0.00	\$ 0.00
019-9303	OHIO POWER GRANT (BERRY)	\$ 0.00	\$ 0.00	\$ 0.00	\$ 0.00
		\$ 0.00	\$ 0.00	\$ 0.00	\$ 0.00
SCC:	9304				
019-9304	RICHLAND CO RETIRED TEACHERS - HS ENGLISH	200.00	0.00	0.00	0.00
		\$ 200.00	\$ 0.00	\$ 0.00	\$ 0.00
SCC:	9500				
019-9500	DOLLAR GENERAL LIT FOUND - YOUTH LIT FY16	0.00	0.00	0.00	0.00
		\$ 0.00	\$ 0.00	\$ 0.00	\$ 0.00
SCC:	9502				
019-9502	RICHLAND CO HMG SENSORY GRANT	0.00	0.00	0.00	0.00
		\$ 0.00	\$ 0.00	\$ 0.00	\$ 0.00
SCC:	9616				
019-9616	WALMART TEACHER OF THE YEAR- DANIELLE SAVAGE	0.00	0.00	0.00	0.00
		\$ 0.00	\$ 0.00	\$ 0.00	\$ 0.00
SCC:	9601				
022-9601	OHSAA TOURNAMENT AGENCY FUND	18,860.00	(14,924.85)	0.00	(2,054.85)
		\$ 18,860.00	\$ (14,924.85)	\$ 0.00	\$ (2,054.85)
SCC:	0000				
024-0000	EMPLOYEE BENEFITS FUND FOR MEDICAL/DENTAL	5,401,960.89	1,320,597.75	435,404.06	3,969,762.51
034-0000	OFCC PROJECT MAINTENANCE FUND	186,410.78	79,425.58	2,343.90	185,739.29
		\$ 5,588,371.67	\$ 1,400,023.33	\$ 437,747.96	\$ 4,155,501.80
SCC:	9101				
200-9101	HIGH SCHOOL ART CLUB	0.00	0.00	0.00	0.00
		\$ 0.00	\$ 0.00	\$ 0.00	\$ 0.00
SCC:	9102				
200-9102	HIGH SCHOOL DRAMA CLUB	11,121.66	0.00	0.00	10,031.42
		\$ 11,121.66	\$ 0.00	\$ 0.00	\$ 10,031.42
SCC:	9103				
200-9103	HIGH SCHOOL MATH CLUB	0.00	0.00	0.00	0.00
		\$ 0.00	\$ 0.00	\$ 0.00	\$ 0.00
SCC:	9104				
200-9104	HIGH SCHOOL LEADERSHIP COUNCIL	1,607.00	0.00	0.00	0.00

Reporting Period: September 2022 (FY 2023)
 As Of Period: 09/30/2022

10/5/22 12:34 PM

LEXINGTON LOCAL SCHOOLS
Revenue Account Summary

Fund-SCC	Description	FYTDReceivable	FYTD Received	MTD Received	YTD Received
		\$ 1,607.00	\$ 0.00	\$ 0.00	\$ 0.00
SCC:	9105				
200-9105	HIGH SCHOOL FRENCH CLUB	\$ 0.00	\$ 0.00	\$ 0.00	\$ 0.00
		\$ 0.00	\$ 0.00	\$ 0.00	\$ 0.00
SCC:	9107				
200-9107	HIGH SCHOOL SPANISH CLUB	120.00	0.00	0.00	120.00
		\$ 120.00	\$ 0.00	\$ 0.00	\$ 120.00
SCC:	9108				
200-9108	HIGH SCHOOL LEO CLUB	148.25	0.00	0.00	0.00
		\$ 148.25	\$ 0.00	\$ 0.00	\$ 0.00
SCC:	9114				
200-9114	HIGH SCHOOL STUDENT COUNCIL FUND	2,108.21	0.00	0.00	1,198.65
		\$ 2,108.21	\$ 0.00	\$ 0.00	\$ 1,198.65
SCC:	9115				
200-9115	HIGH SCHOOL KEY CLUB	1,089.30	0.00	0.00	60.00
		\$ 1,089.30	\$ 0.00	\$ 0.00	\$ 60.00
SCC:	9116				
200-9116	HIGH SCHOOL CHESS CLUB	0.00	0.00	0.00	0.00
		\$ 0.00	\$ 0.00	\$ 0.00	\$ 0.00
SCC:	9119				
200-9119	HIGH SCHOOL YEARBOOK FUND	11,827.50	2,848.00	1,725.00	4,083.00
		\$ 11,827.50	\$ 2,848.00	\$ 1,725.00	\$ 4,083.00
SCC:	9120				
200-9120	HIGH SCHOOL JOURNALISM FUND	0.00	0.00	0.00	0.00
		\$ 0.00	\$ 0.00	\$ 0.00	\$ 0.00
SCC:	9121				
200-9121	HIGH SCHOOL NATIONAL HONOR SOCIETY	5,933.81	4,393.00	4,393.00	6,014.91
		\$ 5,933.81	\$ 4,393.00	\$ 4,393.00	\$ 6,014.91
SCC:	9160				
200-9160	HIGH SCHOOL GERMAN CLUB	0.00	0.00	0.00	0.00
		\$ 0.00	\$ 0.00	\$ 0.00	\$ 0.00
SCC:	9201				
200-9201	JUNIOR HIGH ART CLUB	128.25	0.00	0.00	128.25
		\$ 128.25	\$ 0.00	\$ 0.00	\$ 128.25
SCC:	9204				
200-9204	JUNIOR HIGH STUDENT COUNCIL FUND	1,080.70	0.00	0.00	227.70
		\$ 1,080.70	\$ 0.00	\$ 0.00	\$ 227.70
SCC:	9205				
200-9205	JUNIOR HIGH LIBRARY CLUB	0.00	0.00	0.00	0.00

Reporting Period: September 2022 (FY 2023)
 As Of Period: 09/30/2022

10/5/22 12:34 PM

LEXINGTON LOCAL SCHOOLS
Revenue Account Summary

Fund-SCC	Description	FYTDReceivable	FYTD Received	MTD Received	YTD Received
		\$ 0.00	\$ 0.00	\$ 0.00	\$ 0.00
SCC:	9301				
200-9301	EASTERN ELEMENTARY STUDENT ACTIVITY FUND	\$ 946.71	\$ 0.00	\$ 0.00	\$ 946.71
		\$ 946.71	\$ 0.00	\$ 0.00	\$ 946.71
SCC:	9302				
200-9302	EASTERN ELEMENTARY ROBOTICS FUND	0.00	0.00	0.00	0.00
		\$ 0.00	\$ 0.00	\$ 0.00	\$ 0.00
SCC:	9401				
200-9401	CENTRAL ELEMENTARY STUDENT ACTIVITY FUND	0.00	0.00	0.00	0.00
		\$ 0.00	\$ 0.00	\$ 0.00	\$ 0.00
SCC:	9611				
200-9611	HIGH SCHOOL INFORMED TEENS FUND	0.00	0.00	0.00	0.00
		\$ 0.00	\$ 0.00	\$ 0.00	\$ 0.00
SCC:	9612				
200-9612	JUNIOR HIGH INFORMED TEENS FUND	575.06	0.00	0.00	556.76
		\$ 575.06	\$ 0.00	\$ 0.00	\$ 556.76
SCC:	9106				
300-9106	HIGH SCHOOL INTRAMURALS	0.00	0.00	0.00	0.00
		\$ 0.00	\$ 0.00	\$ 0.00	\$ 0.00
SCC:	9115				
300-9115	JAZZ BAND	0.00	0.00	0.00	0.00
		\$ 0.00	\$ 0.00	\$ 0.00	\$ 0.00
SCC:	9116				
300-9116	CHOIR	0.00	0.00	0.00	0.00
		\$ 0.00	\$ 0.00	\$ 0.00	\$ 0.00
SCC:	9206				
300-9206	JUNIOR HIGH PHYS ED DEPARTMENT FUND	470.00	246.00	246.00	246.00
		\$ 470.00	\$ 246.00	\$ 246.00	\$ 246.00
SCC:	9210				
300-9210	JR HIGH INSTRUMENTAL	0.00	0.00	0.00	0.00
		\$ 0.00	\$ 0.00	\$ 0.00	\$ 0.00
SCC:	9600				
300-9600	ATHLETIC FUND	239,500.00	118,289.34	31,614.00	157,230.42
		\$ 239,500.00	\$ 118,289.34	\$ 31,614.00	\$ 157,230.42
SCC:	9601				
300-9601	ATHLETIC CAPITAL FUND	41,000.00	12,000.00	0.00	24,500.00
		\$ 41,000.00	\$ 12,000.00	\$ 0.00	\$ 24,500.00

Reporting Period: September 2022 (FY 2023)
 As Of Period: 09/30/2022

10/5/22 12:34 PM

**LEXINGTON LOCAL SCHOOLS
 Revenue Account Summary**

Fund-SCC	Description	FYTDReceivable	FYTD Received	MTD Received	YTD Received
SCC:	9602				
300-9602	ORCHESTRA	\$ 0.00	\$ 0.00	\$ 0.00	\$ 0.00
		\$ 0.00	\$ 0.00	\$ 0.00	\$ 0.00
SCC:	9603				
300-9603	ELEMENTARY MUSIC	0.00	0.00	0.00	0.00
		\$ 0.00	\$ 0.00	\$ 0.00	\$ 0.00
SCC:	9605				
300-9605	BAND	0.00	0.00	0.00	0.00
		\$ 0.00	\$ 0.00	\$ 0.00	\$ 0.00
SCC:	9020				
451-9020	Network Connectivity FY 2020	0.00	0.00	0.00	0.00
		\$ 0.00	\$ 0.00	\$ 0.00	\$ 0.00
SCC:	9021				
451-9021	Network Connectivity FY 2021	0.00	0.00	0.00	0.00
		\$ 0.00	\$ 0.00	\$ 0.00	\$ 0.00
SCC:	9022				
451-9022	Network Connectivity FY2022	9,000.00	0.00	0.00	4,500.00
		\$ 9,000.00	\$ 0.00	\$ 0.00	\$ 4,500.00
SCC:	9922				
451-9922	Emergency Connectivity FY2022	0.00	0.00	0.00	0.00
		\$ 0.00	\$ 0.00	\$ 0.00	\$ 0.00
SCC:	0000				
467-0000	STUDENT WELLNESS AND SUCCESS FUND	0.00	0.00	0.00	0.00
		\$ 0.00	\$ 0.00	\$ 0.00	\$ 0.00
SCC:	9020				
499-9020	SCHOOL SAFETY GRANT FY20	0.00	0.00	0.00	0.00
		\$ 0.00	\$ 0.00	\$ 0.00	\$ 0.00
SCC:	9021				
499-9021	SCHOOL SAFETY GRANT FY21	0.00	0.00	0.00	0.00
		\$ 0.00	\$ 0.00	\$ 0.00	\$ 0.00
SCC:	9022				
499-9022	SCHOOL SAFETY GRANT FY22	12,461.88	0.00	0.00	0.00
		\$ 12,461.88	\$ 0.00	\$ 0.00	\$ 0.00
SCC:	9101				
499-9101	STATE GRANT 2001 READING IMPROV.INCENT-CENTRA	0.00	0.00	0.00	0.00
		\$ 0.00	\$ 0.00	\$ 0.00	\$ 0.00
SCC:	9121				
499-9121	SCHOOL BUS PURCHASE PROGRAM	0.00	0.00	0.00	0.00
		\$ 0.00	\$ 0.00	\$ 0.00	\$ 0.00

Reporting Period: September 2022 (FY 2023)
 As Of Period: 09/30/2022

10/5/22 12:34 PM

LEXINGTON LOCAL SCHOOLS
Revenue Account Summary

Fund-SCC	Description	FYTDReceivable	FYTD Received	MTD Received	YTD Received
SCC:	9122				
499-9122	SCHOOL BUS PURCHASE PROGRAM	\$ 135,000.00	\$ 0.00	\$ 0.00	\$ 0.00
		\$ 135,000.00	\$ 0.00	\$ 0.00	\$ 0.00
SCC:	9123				
499-9123	MISCELLANEOUS STATE GRANT FUND	0.00	0.00	0.00	0.00
		\$ 0.00	\$ 0.00	\$ 0.00	\$ 0.00
SCC:	9922				
499-9922	MISCELLANEOUS STATE GRANT FUND	0.00	0.00	0.00	0.00
		\$ 0.00	\$ 0.00	\$ 0.00	\$ 0.00
SCC:	9913				
506-9913	OHIO RESIDENT EDUCATOR PROGRAM	0.00	0.00	0.00	0.00
		\$ 0.00	\$ 0.00	\$ 0.00	\$ 0.00
SCC:	9914				
506-9914	OHIO RESIDENT EDUCATOR PROGRAM	0.00	0.00	0.00	0.00
		\$ 0.00	\$ 0.00	\$ 0.00	\$ 0.00
SCC:	0000				
507-0000	ELEMENTARY AND SECONDARY SCHOOL EMERGENCY RELIEF FUND	0.00	0.00	0.00	0.00
		\$ 0.00	\$ 0.00	\$ 0.00	\$ 0.00
SCC:	9021				
507-9021	ESSER FUNDING FY21	0.00	0.00	0.00	0.00
		\$ 0.00	\$ 0.00	\$ 0.00	\$ 0.00
SCC:	9022				
507-9022	ESSER ARP FUNDING	887,216.90	153,457.65	0.00	397,122.30
		\$ 887,216.90	\$ 153,457.65	\$ 0.00	\$ 397,122.30
SCC:	9023				
507-9023	ELEMENTARY AND SECONDARY SCHOOL EMERGENCY RELIEF FUND	0.00	0.00	0.00	0.00
		\$ 0.00	\$ 0.00	\$ 0.00	\$ 0.00
SCC:	9921				
507-9921	ESSER II FUNDING	11,376.00	11,376.00	0.00	75,296.30
		\$ 11,376.00	\$ 11,376.00	\$ 0.00	\$ 75,296.30
SCC:	9021				
510-9021	CRF FUNDING FY21	0.00	0.00	0.00	0.00
		\$ 0.00	\$ 0.00	\$ 0.00	\$ 0.00
SCC:	9020				
516-9020	IDEA-B SPECIAL EDUCATION FY20	0.00	0.00	0.00	0.00

Reporting Period: September 2022 (FY 2023)
 As Of Period: 09/30/2022

10/5/22 12:34 PM

**LEXINGTON LOCAL SCHOOLS
 Revenue Account Summary**

Fund-SCC	Description	FYTDReceivable	FYTD Received	MTD Received	YTD Received
SCC: 9021		\$ 0.00	\$ 0.00	\$ 0.00	\$ 0.00
516-9021	IDEA-B SPECIAL EDUCATION FY21	\$ 0.00	\$ 0.00	\$ 0.00	\$ 0.00
		\$ 0.00	\$ 0.00	\$ 0.00	\$ 0.00
SCC: 9022					
516-9022	IDEA-B SPECIAL EDUCATION FY22	117,767.30	117,767.30	0.00	410,977.87
		\$ 117,767.30	\$ 117,767.30	\$ 0.00	\$ 410,977.87
SCC: 9023					
516-9023	IDEA PART B GRANTS	542,957.65	0.00	0.00	0.00
		\$ 542,957.65	\$ 0.00	\$ 0.00	\$ 0.00
SCC: 9922					
516-9922	IDEA PART B GRANTS	10,033.00	5,510.87	0.00	74,673.09
		\$ 10,033.00	\$ 5,510.87	\$ 0.00	\$ 74,673.09
SCC: 9020					
572-9020	TITLE I FY20	0.00	0.00	0.00	0.00
		\$ 0.00	\$ 0.00	\$ 0.00	\$ 0.00
SCC: 9021					
572-9021	TITLE I FY21	0.00	0.00	0.00	0.00
		\$ 0.00	\$ 0.00	\$ 0.00	\$ 0.00
SCC: 9022					
572-9022	TITLE I FY22	48,855.54	43,774.96	0.00	165,966.09
		\$ 48,855.54	\$ 43,774.96	\$ 0.00	\$ 165,966.09
SCC: 9023					
572-9023	TITLE I DISADVANTAGED CHILDREN	265,377.63	0.00	0.00	0.00
		\$ 265,377.63	\$ 0.00	\$ 0.00	\$ 0.00
SCC: 9921					
572-9921	EOEC	0.00	0.00	0.00	0.00
		\$ 0.00	\$ 0.00	\$ 0.00	\$ 0.00
SCC: 9922					
572-9922	TITLE I DISADVANTAGED CHILDREN	0.00	7,000.00	7,000.00	7,000.00
		\$ 0.00	\$ 7,000.00	\$ 7,000.00	\$ 7,000.00
SCC: 9022					
584-9022	TITLE IV FY22	0.00	0.00	0.00	3,600.00
		\$ 0.00	\$ 0.00	\$ 0.00	\$ 3,600.00
SCC: 9023					
584-9023	TITLE IV, PART A, STUDENT SUPPORT AND ACADEMIC ENRICHMENT PROGRAMS	29,875.00	0.00	0.00	0.00
		\$ 29,875.00	\$ 0.00	\$ 0.00	\$ 0.00
SCC: 9020					

Reporting Period: September 2022 (FY 2023)
 As Of Period: 09/30/2022

10/5/22 12:34 PM

LEXINGTON LOCAL SCHOOLS
Revenue Account Summary

Fund-SCC	Description	FYTDReceivable	FYTD Received	MTD Received	YTD Received
587-9020	EARLY CHILDHOOD SPECIAL EDUCATION IDEA FY20	\$ 0.00	\$ 0.00	\$ 0.00	\$ 0.00
SCC:	9021	\$ 0.00	\$ 0.00	\$ 0.00	\$ 0.00
587-9021	EARLY CHILDHOOD SPECIAL EDUCATION IDEA FY21	0.00	0.00	0.00	0.00
SCC:	9022	\$ 0.00	\$ 0.00	\$ 0.00	\$ 0.00
587-9022	EARLY CHILDHOOD SPECIAL EDUCATION IDEA FY22	0.00	0.00	0.00	8,214.57
SCC:	9023	\$ 0.00	\$ 0.00	\$ 0.00	\$ 8,214.57
587-9023	IDEA PRESCHOOL-HANDICAPPED	12,897.63	0.00	0.00	0.00
SCC:	9922	\$ 12,897.63	\$ 0.00	\$ 0.00	\$ 0.00
587-9922	IDEA PRESCHOOL-HANDICAPPED	8,347.75	2,313.40	0.00	2,313.40
SCC:	9020	\$ 8,347.75	\$ 2,313.40	\$ 0.00	\$ 2,313.40
590-9020	TITLE II-A IMPROVING TEACHER QUALITY FY20	0.00	0.00	0.00	0.00
SCC:	9021	\$ 0.00	\$ 0.00	\$ 0.00	\$ 0.00
590-9021	TITLE II-A IMPROVING TEACHER QUALITY FY21	0.00	0.00	0.00	0.00
SCC:	9022	\$ 0.00	\$ 0.00	\$ 0.00	\$ 0.00
590-9022	TITLE II-A IMPROVING TEACHER QUALITY FY22	0.00	0.00	0.00	27,620.08
SCC:	9023	\$ 0.00	\$ 0.00	\$ 0.00	\$ 27,620.08
590-9023	IMPROVING TEACHER QUALITY	54,493.51	0.00	0.00	0.00
SCC:	9020	\$ 54,493.51	\$ 0.00	\$ 0.00	\$ 0.00
599-9020	TITLE IV FY20	0.00	0.00	0.00	0.00
SCC:	9021	\$ 0.00	\$ 0.00	\$ 0.00	\$ 0.00
599-9021	TITLE IV FY21	0.00	0.00	0.00	0.00
SCC:	9921	\$ 0.00	\$ 0.00	\$ 0.00	\$ 0.00
599-9921	RICHLAND COUNTY MOBILE HOT SPOT GRANT	0.00	0.00	0.00	0.00
SCC:	9922	\$ 0.00	\$ 0.00	\$ 0.00	\$ 0.00

Reporting Period: September 2022 (FY 2023)

10/5/22 12:34 PM

As Of Period: 09/30/2022

LEXINGTON LOCAL SCHOOLS
Revenue Account Summary

Fund-SCC	Description	FYTDReceivable	FYTD Received	MTD Received	YTD Received
599-9922	MISCELLANEOUS FED. GRANT FUND	\$ 0.00	\$ 0.00	\$ 0.00	\$ 289,000.00
		\$ 0.00	\$ 0.00	\$ 0.00	\$ 289,000.00
Grand Total		\$ 37,539,515.45	\$ 12,427,612.22	\$ 2,399,303.66	\$ 32,858,255.69

Reporting Period: September 2022 (FY 2023)

10/5/22 12:35 PM

As Of Period: 09/30/2022

LEXINGTON LOCAL SCHOOLS Appropriation Summary Report

Fund-SCC	Description	FYTD Appropriated	Prior Year Encumbrance	FYTD Expendable	FYTD Expended	MTD Expended	Encumbrance	Future Encumbrance	FYTD Unencumbered	Percent Expended/Encumbered
001-0000	GENERAL FUND	\$ 24,584,128.28	\$ 485,635.50	\$ 25,069,763.78	\$ 6,194,802.47	\$ 2,239,021.86	\$ 2,628,307.18	\$ 0.00	\$ 16,246,654.13	35.19 %
001-9412	GENERAL BUDGET RESERVE SET-ASIDE-1%/BWC	0.00	0.00	0.00	0.00	0.00	0.00	0.00	0.00	0.00
002-0000	BOND RETIREMENT FUND	3,130,731.26	0.00	3,130,731.26	2,179,036.70	2,155,899.25	0.00	0.00	951,694.56	69.60
003-0000	PERMANENT IMPROVEMENT FUND	720,477.61	139,366.22	859,843.83	202,439.38	17,721.32	317,094.52	0.00	340,309.93	60.42
004-0000	LFI BUILDING FUND	3,180,801.03	613,556.96	3,794,357.99	1,078,887.11	6,806.19	518,780.30	0.00	2,196,690.58	42.11
006-0000	FOOD SERVICE FUND	876,916.40	664.80	877,581.20	155,008.31	71,590.54	210,402.40	0.00	512,170.49	41.64
007-9100	LEXINGTON MINUTEMEN ACADEMIC SCHOLARSHIP FUND	17,500.00	2,200.00	19,700.00	1,150.00	0.00	1,100.00	0.00	17,450.00	11.42
007-9800	TERRY McCAMMON SCHOLARSHIP FUND	0.00	0.00	0.00	0.00	0.00	0.00	0.00	0.00	0.00
007-9801	MINUTEMAN ALUMNI SCHOLARSHIP FUND	0.00	0.00	0.00	0.00	0.00	0.00	0.00	0.00	0.00
007-9999	LEXINGTON SCHOOLS TRUST FUND	0.00	0.00	0.00	0.00	0.00	0.00	0.00	0.00	0.00
010-0000	CLASSROOM FACILITIES CONSTRUCTION FUND	(87,649.86)	9,033,757.78	8,946,107.92	4,443,549.92	64,245.98	4,623,638.86	0.00	(121,080.86)	101.35
018-9100	HIGH SCHOOL PRINCIPAL'S FUND	5,336.93	0.00	5,336.93	84.87	16.87	3,689.13	0.00	1,562.93	70.71
018-9101	HIGH SCHOOL FLOWER FUND	393.61	0.00	393.61	0.00	0.00	0.00	0.00	393.61	0.00
018-9200	JUNIOR HIGH PRINCIPAL'S FUND	5,579.71	130.50	5,710.21	772.50	772.50	165.50	0.00	4,772.21	16.43
018-9300	EASTERN PRINCIPAL'S FUND	2,104.49	0.00	2,104.49	0.00	0.00	750.00	0.00	1,354.49	35.64
018-9301	EASTERN ELEMENTARY BOOKFAIR/BOXTOPS FUND	8,300.24	0.00	8,300.24	186.83	186.83	4,000.00	0.00	4,113.41	50.44
018-9302	EASTERN ELEMENTARY MATH	0.00	0.00	0.00	0.00	0.00	0.00	0.00	0.00	0.00
018-9303	EASTERN RUN	1,250.00	204.86	1,454.86	0.00	0.00	1,439.86	0.00	15.00	98.97

Reporting Period: September 2022 (FY 2023)

10/5/22 12:35 PM

As Of Period: 09/30/2022

LEXINGTON LOCAL SCHOOLS Appropriation Summary Report

Fund-SCC	Description	FYTD Appropriated	Prior Year Encumbrance	FYTD Expendable	FYTD Expended	MTD Expended	Encumbrance	Future Encumbrance	FYTD Unencumbered	Percent Expended/Encumbered
018-9400	CLUB CENTRAL PRINCIPAL'S FUND	\$ 5,031.75	\$ 825.81	\$ 5,857.56	\$ 91.78	\$ 91.78	\$ 1,925.81	\$ 0.00	\$ 3,839.97	34.44 %
018-9401	CENTRAL ELEMENTARY BOOKFAIR FUND	6,000.00	0.00	6,000.00	0.00	0.00	0.00	0.00	6,000.00	0.00
018-9402	CENTRAL ELEMENTARY ART	0.00	0.00	0.00	0.00	0.00	200.00	0.00	(200.00)	0.00
018-9500	WESTERN PRINCIPAL'S FUND	3,334.77	452.36	3,787.13	910.82	910.82	414.50	0.00	2,461.81	35.00
018-9501	WESTERN ELEMENTARY BOOKFAIR/BOXTOP S FUND	6,000.00	0.00	6,000.00	78.51	78.51	53.32	0.00	5,868.17	2.20
018-9502	HIGH SCHOOL ACADEMIC BOOSTERS FUND	0.00	0.00	0.00	0.00	0.00	0.00	0.00	0.00	0.00
018-9503	WESTERN ELEMENTARY ART	0.00	0.00	0.00	0.00	0.00	1,174.12	0.00	(1,174.12)	0.00
018-9602	JUNIOR HIGH ACADEMIC BOOSTERS FUND	0.00	0.00	0.00	0.00	0.00	0.00	0.00	0.00	0.00
018-9901	JUNIOR HIGH TEACHER ADVISORY FUND	0.00	0.00	0.00	13.95	13.95	0.00	0.00	(13.95)	0.00
019-9001	ACADEMIC BOOSTERS GRANTS	0.00	0.00	0.00	0.00	0.00	0.00	0.00	0.00	0.00
019-9121	CENTRAL ELEMENTARY PTO GRANTS	1,500.00	0.00	1,500.00	0.00	0.00	0.00	0.00	1,500.00	0.00
019-9122	EASTERN ELEMENTARY PTO GRANTS	1,500.00	0.00	1,500.00	0.00	0.00	0.00	0.00	1,500.00	0.00
019-9123	WESTERN ELEMENTARY PTO GRANTS	1,500.00	0.00	1,500.00	0.00	0.00	0.00	0.00	1,500.00	0.00
019-9200	RICHLAND COUNTY FOUNDATION GRANT PLAYGROUND	0.00	0.00	0.00	0.00	0.00	0.00	0.00	0.00	0.00
019-9201	RICHLAND COUNTY FOUNDATION GRANT CENTRAL PRID	0.00	0.00	0.00	0.00	0.00	0.00	0.00	0.00	0.00
019-9202	RICHLAND COUNTY FOUNDATION GRANT-HENSEL FY15	0.00	0.00	0.00	0.00	0.00	0.00	0.00	0.00	0.00

Reporting Period: September 2022 (FY 2023)

10/5/22 12:35 PM

As Of Period: 09/30/2022

**LEXINGTON LOCAL SCHOOLS
Appropriation Summary Report**

Fund-SCC	Description	FYTD Appropriated	Prior Year Encumbrance	FYTD Expendable	FYTD Expended	MTD Expended	Encumbrance	Future Encumbrance	FYTD Unencumbered	Percent Expended/Encumbered
019-9204	RICHLAND COUNTY FOUNDATION GRANT-PELPHREY 15	\$ 0.00	\$ 0.00	\$ 0.00	\$ 0.00	\$ 0.00	\$ 0.00	\$ 0.00	\$ 0.00	0.00 %
019-9205	RICHLAND CO FOUNDATION GRANT-STAINED GLASS 16	0.00	0.00	0.00	0.00	0.00	0.00	0.00	0.00	0.00
019-9206	RICHLAND CO FOUNDATION GRANT-SEASONAL SCIE 16	0.00	0.00	0.00	0.00	0.00	0.00	0.00	0.00	0.00
019-9207	RICHLAND CO FOUNDATION-S CORE COMMON CORE 16	0.00	0.00	0.00	0.00	0.00	0.00	0.00	0.00	0.00
019-9208	RICHLAND CO FOUND-BUILD A COMM OF READERS	0.00	0.00	0.00	0.00	0.00	0.00	0.00	0.00	0.00
019-9209	RICH CO FOUND-LEARN TO READ FOR A LIFETIME	0.00	0.00	0.00	0.00	0.00	0.00	0.00	0.00	0.00
019-9210	RICH CO FOUND-MULTI-SENS APPROACH TO LEARNING	0.00	0.00	0.00	0.00	0.00	0.00	0.00	0.00	0.00
019-9211	RICH CO FOUND-BEE AWARENESS	0.00	0.00	0.00	0.00	0.00	0.00	0.00	0.00	0.00
019-9212	RICH CO FOUND-DONT LET THE PIGEON STOP TALK	0.00	0.00	0.00	0.00	0.00	0.00	0.00	0.00	0.00
019-9213	RICH CO FOUND-BRAIN GAMES 5.0	0.00	0.00	0.00	0.00	0.00	0.00	0.00	0.00	0.00
019-9214	RICH CO FOUND-TALKING SENSE TO OUR NUMBERS	0.00	0.00	0.00	0.00	0.00	0.00	0.00	0.00	0.00
019-9215	RICH CO FOUND-SEE THE CIVILIZATION	0.00	0.00	0.00	0.00	0.00	0.00	0.00	0.00	0.00
019-9216	RICH CO FOUND-SCIENCE OLYMPIAD	0.00	0.00	0.00	0.00	0.00	0.00	0.00	0.00	0.00
019-9217	RICH CO FOUND-KICK BACK WITH CLASSICS	0.00	0.00	0.00	0.00	0.00	0.00	0.00	0.00	0.00
019-9218	RICH CO FOUND-WRITE STUFF STEAM KIT	0.00	0.00	0.00	0.00	0.00	0.00	0.00	0.00	0.00

Reporting Period: September 2022 (FY 2023)

10/5/22 12:35 PM

As Of Period: 09/30/2022

**LEXINGTON LOCAL SCHOOLS
Appropriation Summary Report**

Fund-SCC	Description	FYTD Appropriated	Prior Year Encumbrance	FYTD Expendable	FYTD Expended	MTD Expended	Encumbrance	Future Encumbrance	FYTD Unencumbered	Percent Expended/Encumbered
019-9219	RICH CO FOUND-CLASSROOM LIBRARY	\$ 0.00	\$ 0.00	\$ 0.00	\$ 0.00	\$ 0.00	\$ 0.00	\$ 0.00	\$ 0.00	0.00 %
019-9220	RICH CO FOUND-LEGOS AND BUILDING BLOCKS	0.00	0.00	0.00	0.00	0.00	0.00	0.00	0.00	0.00
019-9221	RICH CO FOUND-SCIENCE DISCOVERY BINS	0.00	0.00	0.00	0.00	0.00	0.00	0.00	0.00	0.00
019-9222	RICH CO FOUND-ONE BIG HAPPY FAMILY	0.00	0.00	0.00	0.00	0.00	0.00	0.00	0.00	0.00
019-9223	RICH CO FOUND-MAKER MAVEN STEM	0.00	0.00	0.00	0.00	0.00	0.00	0.00	0.00	0.00
019-9224	RICH CO FOUND-STEM SNAP CIRCUITS	0.00	0.00	0.00	0.00	0.00	0.00	0.00	0.00	0.00
019-9225	RICH CO FOUND GRANT-STEM MATERIALS SNAP CIRCUITS	0.00	0.00	0.00	0.00	0.00	0.00	0.00	0.00	0.00
019-9226	RICH CO FOUND GRANT-SCIENCE ENRICH FIELD TRIP	0.00	0.00	0.00	0.00	0.00	0.00	0.00	0.00	0.00
019-9227	RICH CO FOUND GRANT-CAREER BOOKS AND ACTIVITIES	532.00	0.00	532.00	0.00	0.00	532.00	0.00	0.00	100.00
019-9228	RICH CO FOUND GRANT-SOCIAL STUDIES MAKERSPACE	1,490.34	0.00	1,490.34	0.00	0.00	1,490.34	0.00	0.00	100.00
019-9301	RICH CO FOUND/SECO ROBOTICS GRANT (HEIMANN)	0.00	0.00	0.00	0.00	0.00	0.00	0.00	0.00	0.00
019-9302	RICH CO RETIRED TEACHERS ASSOC	0.00	0.00	0.00	0.00	0.00	0.00	0.00	0.00	0.00
019-9303	OHIO POWER GRANT (BERRY)	0.00	0.00	0.00	0.00	0.00	0.00	0.00	0.00	0.00
019-9304	RICHLAND CO RETIRED TEACHERS - HS ENGLISH	0.00	0.00	0.00	0.00	0.00	0.00	0.00	0.00	0.00
019-9500	DOLLAR GENERAL LIT FOUND - YOUTH LIT FY16	0.00	0.00	0.00	0.00	0.00	0.00	0.00	0.00	0.00

Reporting Period: September 2022 (FY 2023)

10/5/22 12:35 PM

As Of Period: 09/30/2022

LEXINGTON LOCAL SCHOOLS Appropriation Summary Report

Fund-SCC	Description	FYTD Appropriated	Prior Year Encumbrance	FYTD Expendable	FYTD Expended	MTD Expended	Encumbrance	Future Encumbrance	FYTD Unencumbered	Percent Expended/Encumbered
019-9502	RICHLAND CO HMG SENSORY GRANT	\$ 0.00	\$ 0.00	\$ 0.00	\$ 0.00	\$ 0.00	\$ 0.00	\$ 0.00	\$ 0.00	0.00 %
019-9616	WALMART TEACHER OF THE YEAR-DANIELLE SAVAGE	0.00	0.00	0.00	0.00	0.00	0.00	0.00	0.00	0.00
022-9601	OHSAA TOURNAMENT AGENCY FUND	11,545.88	4,975.00	16,520.88	3,712.93	2,880.87	26,063.12	0.00	(13,255.17)	180.23
024-0000	EMPLOYEE BENEFITS FUND FOR MEDICAL/DENTAL	5,658,000.00	259,508.34	5,917,508.34	1,431,106.93	544,903.41	164,376.74	0.00	4,322,024.67	26.96
034-0000	OFCC PROJECT MAINTENANCE FUND	3,206.00	0.00	3,206.00	1,263.52	1.58	0.00	0.00	1,942.48	39.41
200-9101	HIGH SCHOOL ART CLUB	0.00	0.00	0.00	0.00	0.00	0.00	0.00	0.00	0.00
200-9102	HIGH SCHOOL DRAMA CLUB	11,300.00	550.00	11,850.00	620.00	530.00	30.00	0.00	11,200.00	5.49
200-9103	HIGH SCHOOL MATH CLUB	0.00	0.00	0.00	0.00	0.00	0.00	0.00	0.00	0.00
200-9104	HIGH SCHOOL LEADERSHIP COUNCIL	1,650.00	250.00	1,900.00	0.00	0.00	250.00	0.00	1,650.00	13.16
200-9105	HIGH SCHOOL FRENCH CLUB	0.00	0.00	0.00	0.00	0.00	0.00	0.00	0.00	0.00
200-9107	HIGH SCHOOL SPANISH CLUB	0.00	252.00	252.00	0.00	0.00	252.00	0.00	0.00	100.00
200-9108	HIGH SCHOOL LEO CLUB	1,000.00	601.14	1,601.14	0.00	0.00	601.14	0.00	1,000.00	37.54
200-9114	HIGH SCHOOL STUDENT COUNCIL FUND	2,500.00	1,050.00	3,550.00	45.95	45.95	2,504.05	0.00	1,000.00	71.83
200-9115	HIGH SCHOOL KEY CLUB	2,500.00	0.00	2,500.00	0.00	0.00	0.00	0.00	2,500.00	0.00
200-9116	HIGH SCHOOL CHESS CLUB	0.00	0.00	0.00	0.00	0.00	0.00	0.00	0.00	0.00
200-9119	HIGH SCHOOL YEARBOOK FUND	15,000.00	12,404.20	27,404.20	40.24	40.24	28,463.96	0.00	(1,100.00)	104.01
200-9120	HIGH SCHOOL JOURNALISM FUND	0.00	0.00	0.00	0.00	0.00	0.00	0.00	0.00	0.00
200-9121	HIGH SCHOOL NATIONAL HONOR SOCIETY	5,933.81	0.00	5,933.81	385.00	385.00	53.00	0.00	5,495.81	7.38
200-9160	HIGH SCHOOL GERMAN CLUB	0.00	0.00	0.00	0.00	0.00	0.00	0.00	0.00	0.00
200-9201	JUNIOR HIGH ART	500.00	0.00	500.00	0.00	0.00	0.00	0.00	500.00	0.00

Reporting Period: September 2022 (FY 2023)

10/5/22 12:35 PM

As Of Period: 09/30/2022

LEXINGTON LOCAL SCHOOLS Appropriation Summary Report

Fund-SCC	Description	FYTD Appropriated	Prior Year Encumbrance	FYTD Expendable	FYTD Expended	MTD Expended	Encumbrance	Future Encumbrance	FYTD Unencumbered	Percent Expended/Encumbered
200-9204	CLUB JUNIOR HIGH STUDENT COUNCIL FUND	\$ 1,750.00	\$ 0.00	\$ 1,750.00	\$ 0.00	\$ 0.00	\$ 0.00	\$ 0.00	\$ 1,750.00	0.00 %
200-9205	JUNIOR HIGH LIBRARY CLUB	0.00	0.00	0.00	0.00	0.00	0.00	0.00	0.00	0.00
200-9301	EASTERN ELEMENTARY STUDENT ACTIVITY FUND	1,500.00	0.00	1,500.00	0.00	0.00	0.00	0.00	1,500.00	0.00
200-9302	EASTERN ELEMENTARY ROBOTICS FUND	0.00	0.00	0.00	0.00	0.00	0.00	0.00	0.00	0.00
200-9401	CENTRAL ELEMENTARY STUDENT ACTIVITY FUND	0.00	0.00	0.00	0.00	0.00	0.00	0.00	0.00	0.00
200-9611	HIGH SCHOOL INFORMED TEENS FUND	0.00	0.00	0.00	0.00	0.00	0.00	0.00	0.00	0.00
200-9612	JUNIOR HIGH INFORMED TEENS FUND	500.00	500.00	1,000.00	0.00	0.00	500.00	0.00	500.00	50.00
300-9106	HIGH SCHOOL INTRAMURALS	0.00	0.00	0.00	0.00	0.00	0.00	0.00	0.00	0.00
300-9115	JAZZ BAND	0.00	0.00	0.00	754.99	754.99	0.00	0.00	(754.99)	0.00
300-9116	CHOIR	0.00	0.00	0.00	0.00	0.00	0.00	0.00	0.00	0.00
300-9206	JUNIOR HIGH PHYS ED DEPARTMENT FUND	666.01	0.00	666.01	0.00	0.00	1,200.00	0.00	(533.99)	180.18
300-9210	JR HIGH INSTRUMENTAL	0.00	0.00	0.00	0.00	0.00	0.00	0.00	0.00	0.00
300-9600	ATHLETIC FUND	239,030.00	18,633.56	257,663.56	85,527.85	60,903.09	118,989.26	0.00	53,146.45	79.37
300-9601	ATHLETIC CAPITAL FUND	37,969.24	6,386.66	44,355.90	0.00	(2,627.87)	6,309.44	0.00	38,046.46	14.22
300-9602	ORCHESTRA	0.00	0.00	0.00	0.00	0.00	0.00	0.00	0.00	0.00
300-9603	ELEMENTARY MUSIC	0.00	0.00	0.00	0.00	0.00	0.00	0.00	0.00	0.00
300-9605	BAND	0.00	0.00	0.00	0.00	0.00	0.00	0.00	0.00	0.00
451-9020	Network Connectivity FY 2020	0.00	0.00	0.00	0.00	0.00	0.00	0.00	0.00	0.00
451-9021	Network Connectivity FY 2021	0.00	0.00	0.00	0.00	0.00	0.00	0.00	0.00	0.00
451-9022	Network Connectivity FY2022	9,000.00	0.00	9,000.00	9,000.00	9,000.00	0.00	0.00	0.00	100.00

Reporting Period: September 2022 (FY 2023)

10/5/22 12:35 PM

As Of Period: 09/30/2022

LEXINGTON LOCAL SCHOOLS Appropriation Summary Report

Fund-SCC	Description	FYTD Appropriated	Prior Year Encumbrance	FYTD Expendable	FYTD Expended	MTD Expended	Encumbrance	Future Encumbrance	FYTD Unencumbered	Percent Expended/Encumbered
451-9922	Emergency Connectivity FY2022	\$ 0.00	\$ 0.00	\$ 0.00	\$ 0.00	\$ 0.00	\$ 0.00	\$ 0.00	\$ 0.00	0.00 %
467-0000	STUDENT WELLNESS AND SUCCESS FUND	0.00	0.00	0.00	0.00	0.00	4,000.00	0.00	(4,000.00)	0.00
499-9020	SCHOOL SAFETY GRANT FY20	0.00	0.00	0.00	0.00	0.00	0.00	0.00	0.00	0.00
499-9021	SCHOOL SAFETY GRANT FY21	0.00	0.00	0.00	0.00	0.00	0.00	0.00	0.00	0.00
499-9022	SCHOOL SAFETY GRANT FY22	12,461.88	0.00	12,461.88	0.00	0.00	0.00	0.00	12,461.88	0.00
499-9101	STATE GRANT 2001 READING IMPROV.INCENT-	0.00	0.00	0.00	0.00	0.00	0.00	0.00	0.00	0.00
499-9121	SCHOOL BUS PURCHASE PROGRAM	0.00	0.00	0.00	0.00	0.00	135,000.00	0.00	(135,000.00)	0.00
499-9122	SCHOOL BUS PURCHASE PROGRAM	0.00	0.00	0.00	0.00	0.00	0.00	0.00	0.00	0.00
499-9123	MISCELLANEOUS STATE GRANT FUND	135,000.00	0.00	135,000.00	0.00	0.00	0.00	0.00	135,000.00	0.00
499-9922	MISCELLANEOUS STATE GRANT FUND	0.00	0.00	0.00	0.00	0.00	0.00	0.00	0.00	0.00
506-9913	OHIO RESIDENT EDUCATOR PROGRAM	0.00	0.00	0.00	0.00	0.00	0.00	0.00	0.00	0.00
506-9914	OHIO RESIDENT EDUCATOR PROGRAM	0.00	0.00	0.00	0.00	0.00	0.00	0.00	0.00	0.00
507-0000	ELEMENTARY AND SECONDARY SCHOOL EMERGENCY RELIEF FUND	0.00	0.00	0.00	0.00	0.00	0.00	0.00	0.00	0.00
507-9021	ESSER FUNDING FY21	0.00	0.00	0.00	0.00	0.00	0.00	0.00	0.00	0.00
507-9022	ESSER ARP FUNDING	479,045.09	245,036.25	724,081.34	178,950.27	32,631.36	491,970.40	0.00	53,160.67	92.66
507-9023	ELEMENTARY AND SECONDARY SCHOOL EMERGENCY RELIEF FUND	0.00	0.00	0.00	0.00	0.00	0.00	0.00	0.00	0.00
507-9921	ESSER II FUNDING	81,760.84	12,007.37	93,768.21	11,376.00	0.00	3,441.87	0.00	78,950.34	15.80
510-9021	CRF FUNDING FY21	0.00	0.00	0.00	0.00	0.00	0.00	0.00	0.00	0.00

Reporting Period: September 2022 (FY 2023)

10/5/22 12:35 PM

As Of Period: 09/30/2022

LEXINGTON LOCAL SCHOOLS Appropriation Summary Report

Fund-SCC	Description	FYTD Appropriated	Prior Year Encumbrance	FYTD Expendable	FYTD Expended	MTD Expended	Encumbrance	Future Encumbrance	FYTD Unencumbered	Percent Expended/Encumbered
516-9020	IDEA-B SPECIAL EDUCATION FY20	\$ 0.00	\$ 0.00	\$ 0.00	\$ 0.00	\$ 0.00	\$ 0.00	\$ 0.00	\$ 0.00	0.00 %
516-9021	IDEA-B SPECIAL EDUCATION FY21	0.00	0.00	0.00	0.00	0.00	0.00	0.00	0.00	0.00
516-9022	IDEA-B SPECIAL EDUCATION FY22	0.00	37,191.85	37,191.85	4,449.56	450.00	36,791.85	0.00	(4,049.56)	110.89
516-9023	IDEA PART B GRANTS	509,765.36	0.00	509,765.36	28,874.34	21,267.25	629,155.50	0.00	(148,264.48)	129.08
516-9922	IDEA PART B GRANTS	0.00	4,522.13	4,522.13	769.90	769.90	3,810.23	0.00	(58.00)	101.28
572-9020	TITLE I FY20	0.00	0.00	0.00	0.00	0.00	0.00	0.00	0.00	0.00
572-9021	TITLE I FY21	0.00	50.00	50.00	0.00	0.00	50.00	0.00	0.00	100.00
572-9022	TITLE I FY22	0.00	11,697.68	11,697.68	6,667.10	0.00	11,697.68	0.00	(6,667.10)	157.00
572-9023	TITLE I DISADVANTAGED CHILDREN	265,377.63	0.00	265,377.63	50,037.39	24,133.03	9,304.69	0.00	206,035.55	22.36
572-9921	EOEC	0.00	0.00	0.00	0.00	0.00	0.00	0.00	0.00	0.00
572-9922	TITLE I DISADVANTAGED CHILDREN	0.00	0.00	0.00	7,000.00	0.00	0.00	0.00	(7,000.00)	0.00
584-9022	TITLE IV FY22	0.00	0.00	0.00	0.00	0.00	0.00	0.00	0.00	0.00
584-9023	TITLE IV, PART A, STUDENT SUPPORT AND ACADEMIC ENRICHMENT PROGRAMS	29,875.00	0.00	29,875.00	26,154.52	0.00	0.00	0.00	3,720.48	87.55
587-9020	EARLY CHILDHOOD SPECIAL EDUCATION IDEA FY20	0.00	0.00	0.00	0.00	0.00	0.00	0.00	0.00	0.00
587-9021	EARLY CHILDHOOD SPECIAL EDUCATION IDEA FY21	0.00	0.00	0.00	0.00	0.00	0.00	0.00	0.00	0.00
587-9022	EARLY CHILDHOOD SPECIAL EDUCATION IDEA FY22	0.00	0.00	0.00	0.00	0.00	0.00	0.00	0.00	0.00
587-9023	IDEA PRESCHOOL-HANDICAPPED	12,897.63	0.00	12,897.63	0.00	0.00	12,940.46	0.00	(42.83)	100.33
587-9922	IDEA PRESCHOOL-HANDICAPPED	6,034.35	0.00	6,034.35	0.00	0.00	0.00	0.00	6,034.35	0.00
590-9020	TITLE II-A IMPROVING TEACHER QUALITY FY20	0.00	0.00	0.00	0.00	0.00	0.00	0.00	0.00	0.00
590-9021	TITLE II-A	0.00	0.00	0.00	0.00	0.00	0.00	0.00	0.00	0.00

Reporting Period: September 2022 (FY 2023)

10/5/22 12:35 PM

As Of Period: 09/30/2022

**LEXINGTON LOCAL SCHOOLS
Appropriation Summary Report**

Fund-SCC	Description	FYTD Appropriated	Prior Year Encumbrance	FYTD Expendable	FYTD Expended	MTD Expended	Encumbrance	Future Encumbrance	FYTD Unencumbered	Percent Expended/Encumbered
	IMPROVING TEACHER QUALITY FY21									
590-9022	TITLE II-A IMPROVING TEACHER QUALITY FY22	\$ 0.00	\$ 0.00	\$ 0.00	\$ 0.00	\$ 0.00	\$ 0.00	\$ 0.00	\$ 0.00	0.00 %
590-9023	IMPROVING TEACHER QUALITY	54,493.51	0.00	54,493.51	9,206.96	9,206.96	0.00	0.00	45,286.55	16.90
599-9020	TITLE IV FY20	0.00	0.00	0.00	0.00	0.00	0.00	0.00	0.00	0.00
599-9021	TITLE IV FY21	0.00	0.00	0.00	0.00	0.00	0.00	0.00	0.00	0.00
599-9921	RICHLAND COUNTY MOBILE HOT SPOT GRANT	0.00	0.00	0.00	0.00	0.00	0.00	0.00	0.00	0.00
599-9922	MISCELLANEOUS FED. GRANT FUND	0.00	0.00	0.00	0.00	0.00	0.00	0.00	0.00	0.00
Grand Total		\$ 40,063,020.79	\$ 10,892,410.97	\$ 50,955,431.76	\$ 16,112,956.60	\$ 5,262,632.16	\$ 10,002,913.23	\$ 0.00	\$ 24,839,561.93	