

# LEXINGTON LOCAL SCHOOLS



---

FINANCIAL REPORT  
FOR THE PERIOD ENDING  
SEPTEMBER 30, 2021

---

PREPARED BY  
JASON WHITESEL, TREASURER

Gross Depository Balances:

Richland Bank MMA 5719	\$7,342,714.17
Richland Bank Sweep Acct 3520	\$718,863.21
Richland Bank General Acct 0580	\$300,225.00
Richland Bank Anthem Sweep 3523	\$1,148,152.20
Richland Bank EE Benefits 3180	\$0.00
Richland Bank Payroll Acct 9780	\$2,910.03
Richland Bank Athletic Acct 3280	\$2,683.00

Total Depository Balances (Gross) \$9,515,547.61

Adjustments to Bank Balance:

Cash in Transit to Bank	\$5,960.00
Outstanding Checks	(\$131,092.11)
Adjustments:	
Outstanding Vision Adjustment	\$3.10
SERS Adjustment	\$3.00

Total Adjustments to Bank Balance (\$125,126.01)

Investments:

Treasury Bonds and Notes	\$23,432,515.82
Certificate of Deposits	\$3,269,000.00
Other Securities	\$0.00
Other Investments:	
Richland Bank MMA 5750	\$330,327.55
Richland Bank MMA R252	\$7,275,678.64
Richland Bank MMA/Savings R252	\$248,000.00
Commercial Paper R252	\$8,995,568.00

Total Investments \$43,551,090.01

Cash on Hand:

Petty Cash:	
Treasurer's Office	\$100.00
High School	\$50.00
Junior High School	\$50.00
Eastern, Central, Western	\$200.00
Change Cash:	
Athletic Change	\$3,000.00
Cafeteria Change	\$333.00
Junior High School	\$100.00
Cash with Fiscal Agent	\$0.00

Total Cash on Hand \$3,833.00

Total Balances \$52,945,344.61

Total Fund Balance \$52,945,344.61

Date: 10/05/2021  
Time: 13:36

LEXINGTON LOCAL SCHOOLS  
Cash Reconciliation as of 09/30/2021

Page: 2

Depository Clearance Accounts:

Total Clearance Account Balances

---

\$0.00

---

Treasurer

September 01, 2021 through September 30, 2021

Account Name : Lexington Local SD Managing Agency

Account No : 5750

## Summary Of Investment Holdings

Quantity	Description			Unit Value	Market Value	Tax Cost	Estimated Ann Inc	Yield To Mkt
<b><u>Money Markets - Taxable</u></b>								
330,327.55	Northern Instl Government Select Portfolio			1.0000	330,327.55	330,327.55	99.10	0.03%
<b>Totals</b>					<b>330,327.55</b>	<b>330,327.55</b>	<b>99.10</b>	<b>0.03%</b>
<b><u>Marketable CDs</u></b>								
200,000	Citibank NA	3.150%	10/26/2021	100.2202	200,440.40	200,000.00	6,300.00	3.14%
200,000	BMW Bank North America	3.050%	12/28/2021	100.7289	201,457.80	200,000.00	6,100.00	3.03%
100,000	Medallion Bank UT	3.050%	01/10/2022	100.8193	100,819.30	100,000.00	3,050.00	3.03%
150,000	TIAA FSB	2.850%	02/22/2022	101.1071	151,660.65	150,000.00	4,275.00	2.82%
200,000	Bridgewater Bank Bloom MN	1.900%	02/28/2022	100.7548	201,509.60	200,000.00	3,800.00	1.89%
200,000	Continental Bank UT	1.900%	06/22/2022	101.3453	202,690.60	200,000.00	3,800.00	1.87%
200,000	American Express Centurion	2.400%	09/12/2022	102.1898	204,379.60	200,000.00	4,800.00	2.35%
200,000	Discover Bank	2.250%	09/27/2022	102.1306	204,261.20	200,000.00	4,500.00	2.20%
200,000	Sallie Mae Bank SLC UT	2.500%	12/13/2022	102.8181	205,636.20	200,000.00	5,000.00	2.43%
25,000	State Bank of India NY	3.000%	03/06/2023	103.9874	25,996.85	25,000.00	750.00	2.88%
200,000	Comenity Capital Bank	2.700%	04/17/2023	103.7875	207,575.00	200,000.00	5,400.00	2.60%
150,000	Merrick Bank	2.050%	07/12/2023	103.0982	154,647.30	150,000.00	3,075.00	1.99%
200,000	Luana Savings Bank	0.200%	12/29/2023	99.4729	198,945.80	200,000.00	400.00	0.20%
100,000	Border State Bank	1.100%	03/27/2024	101.4758	101,475.80	100,000.00	1,100.00	1.08%
248,000	Live Oak Banking Company	1.250%	09/13/2024	101.7935	252,447.88	248,000.00	3,100.00	1.23%
248,000	JP Morgan Chase BK N A	0.375%	12/31/2024	100.0344	248,085.31	248,000.00	930.00	0.37%
200,000	Industrial & Com Bank 0.3	0.350%	02/11/2025	98.8797	197,759.40	200,000.00	700.00	0.35%
248,000	Goldman Sachs BK USA	0.800%	08/18/2025	100.2364	248,586.27	248,000.00	1,984.00	0.80%
<b>Totals</b>					<b>3,308,374.96</b>	<b>3,269,000.00</b>	<b>59,064.00</b>	<b>1.79%</b>
<b><u>U.S. Govt Agv-Exempt State</u></b>								
325,000	FFCB	0.300%	04/27/2022	100.1212	325,394.02	325,481.23	975.00	0.30%
250,000	FFCB	0.220%	09/08/2023	99.9250	249,812.50	249,862.50	550.00	0.22%
	Did 09/08/20							

September 01, 2021 through September 30, 2021

Account Name : Lexington Local SD Managing Agency

Account No : 5750

## Summary Of Investment Holdings

Quantity	Description			Unit Value	Market Value	Tax Cost	Estimated Ann Inc	Yield To Mkt
200,000	FHLB	0.220%	05/24/2024	99.6237	199,247.36	200,000.00	440.00	0.22%
200,000	FFCB	0.430%	10/15/2024	99.7071	199,414.12	200,000.00	860.00	0.43%
225,000	FHLMA 0.6500% 07/30/25	0.650%	07/30/2025	99.6146	224,132.91	224,887.50	1,462.50	0.65%
200,000	FHLB	0.500%	09/10/2025	99.1626	198,325.17	200,000.00	1,000.00	0.50%
	Federal Home Loan Banks Cons Bd 0.5 Dtd 03/10/21 Rate 0.5000% Mat 09/10/25							
200,000	FHLB	0.500%	11/12/2025	98.9856	197,971.12	200,000.00	1,000.00	0.51%
200,000	FHLB	1.000%	03/30/2026	99.8553	199,710.59	200,000.00	2,000.00	1.00%
<b>Totals</b>					<b>1,794,007.79</b>	<b>1,800,231.23</b>	<b>8,287.50</b>	<b>0.46%</b>
<b>Grand Total</b>					<b>5,432,710.30</b>	<b>5,399,558.78</b>	<b>67,450.60</b>	<b>1.24%</b>

Gain or Loss amounts and transactions, as shown, may not reflect the amount to be used for income tax purposes.

September 01, 2021 through September 30, 2021

Account Name : Lexington Local SD Bond Acct Man Agcy

Account No : R252

## Summary Of Investment Holdings

Quantity	Description		Unit Value	Market Value	Tax Cost	Estimated Ann Inc	Yield To Mkt		
<b><u>Money Markets - Taxable</u></b>									
7,275,678.64	Northern Instl Government Select Portfolio		1.0000	7,275,678.64	7,275,678.64	2,182.70	0.03%		
<b>Totals</b>				<b>7,275,678.64</b>	<b>7,275,678.64</b>	<b>2,182.70</b>	<b>0.03%</b>		
<b><u>Money Markets/Savings - Taxable</u></b>									
248,000	Park National Bank FDIC Account P250		1.0000	248,000.00	248,000.00	74.40	0.03%		
<b>Totals</b>				<b>248,000.00</b>	<b>248,000.00</b>	<b>74.40</b>	<b>0.03%</b>		
<b><u>U.S. Treasury Bills</u></b>									
10,000,000	US Treasury Bills	10/07/2021	99.9995	9,999,950.00	9,987,361.10	2,599.99	0.03%		
10,000,000	US Treasury Bills	01/27/2022	99.9861	9,998,610.00	9,994,331.20	4,299.40	0.04%		
<b>Totals</b>				<b>19,998,560.00</b>	<b>19,981,692.30</b>	<b>6,899.39</b>	<b>0.03%</b>		
<b><u>Commercial Paper - Corporate</u></b>									
1,800,000	Inst Sec Fndg LL Com'l Paper	10/05/2021	99.9916	1,799,849.50	1,799,849.50	1,260.00	0.07%		
1,800,000	Agricultural Bk China	11/10/2021	99.9824	1,799,683.99	1,799,684.00	1,440.00	0.08%		
1,800,000	Barclays US Com'l Paper	12/10/2021	99.9275	1,798,695.00	1,799,509.50	0.00	0.00%		
1,800,000	Bank China/Hong Kong Com'l P	03/18/2022	99.9225	1,798,605.00	1,798,605.00	2,699.99	0.15%		
1,800,000	Banco De Chile Disc Com'l Pap	06/01/2022	99.8844	1,797,919.99	1,797,920.00	2,880.00	0.16%		
<b>Totals</b>				<b>8,994,753.48</b>	<b>8,995,568.00</b>	<b>8,279.99</b>	<b>0.09%</b>		
<b><u>U.S. Govt Agv-Exempt State</u></b>									
1,250,000	FHLB	.1	0.125%	10/15/2021	100.0001	1,250,000.89	1,250,000.00	1,562.50	0.12%
400,000	FFCB		0.300%	04/27/2022	100.1212	400,484.94	400,592.29	1,200.00	0.30%
<b>Totals</b>				<b>1,650,485.83</b>	<b>1,650,592.29</b>	<b>2,762.50</b>	<b>0.17%</b>		
<b>Grand Total</b>				<b>38,167,477.95</b>	<b>38,151,531.23</b>	<b>20,198.98</b>	<b>0.05%</b>		

Gain or Loss amounts and transactions, as shown, may not reflect the amount to be used for income tax purposes.

**LEXINGTON LOCAL SCHOOLS**  
**INVESTMENT REPORT FOR THE MONTH ENDING**  
**SEPTEMBER 30, 2021**

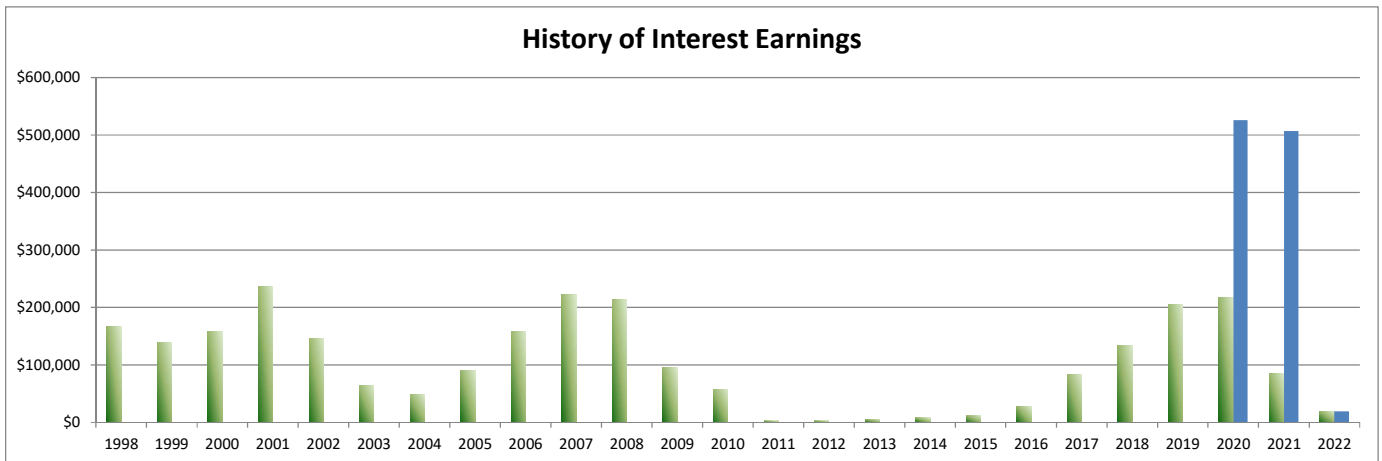
INTEREST EARNED:	THIS MONTH	FISCAL YEAR TO DATE
Richland Bank, General Sweep	\$101.65	\$273.79
Richland Bank, General MMA	\$343.91	\$933.63
Richland Bank, Anthem Sweep	\$21.43	\$64.62
Star Ohio	\$0.00	\$0.00
CDs, Bonds, and other investments	\$10,264.98	\$17,663.28
<b>TOTAL INTEREST RECEIVED</b>	<b>\$10,731.97</b>	<b>\$18,935.32</b>

INTEREST EARNED (LEX BOND ACCT)	THIS MONTH	FISCAL YEAR TO DATE
Richland Bank, General Sweep	\$0.00	\$0.00
Richland Bank, General MMA	\$0.00	\$0.00
Richland Bank, Anthem Sweep	\$0.00	\$0.00
Star Ohio	\$0.00	\$0.00
CDs, Bonds, and other investments	\$41.26	\$19,157.38
<b>TOTAL INTEREST RECEIVED</b>	<b>\$41.26</b>	<b>\$19,157.38</b>

History of Interest Earnings	Fiscal Year	Interest Earnings
	1998	\$ 167,057.52
	1999	\$ 138,113.69
	2000	\$ 157,991.72
	2001	\$ 236,839.79
	2002	\$ 146,052.34
	2003	\$ 63,712.36
	2004	\$ 47,970.95
	2005	\$ 90,719.94
	2006	\$ 158,724.51
	2007	\$ 221,998.86
	2008	\$ 213,660.34
	2009	\$ 95,639.63
	2010	\$ 56,860.22
	2011	\$ 3,001.78
	2012	\$ 3,090.00
	2013	\$ 5,758.97
	2014	\$ 8,349.92
	2015	\$ 11,765.22
	2016	\$ 28,300.22
	2017	\$ 83,194.26
	2018	\$ 133,582.49
	2019	\$ 205,588.68
	2020	\$ 218,228.66
	2021	\$ 85,117.81
<b>FISCAL Year To Date</b>	<b>2022</b>	<b>\$18,935.32</b>

Lex Bond Acct Interest Earnings	Fiscal Year	Interest Earnings
	2020	\$526,044.24
	2021	\$507,134.12
<b>FISCAL Year To Date</b>	<b>2022</b>	<b>\$19,157.38</b>

**Total Interest Earnings 1998 to Present \$ 2,600,255.20**



As Of Period: 09/30/2021

## LEXINGTON LOCAL SCHOOLS

### Cash Summary Report

Full Account Code	Description	Initial Cash	MTD Received	FYTD Received	MTD Expended	FYTD Expended	Fund Balance
001-0000	GENERAL FUND	\$ 10,147,740.40	\$ 844,156.34	\$ 7,933,993.49	\$ 2,040,680.76	\$ 6,135,530.38	\$ 11,946,203.51
001-9412	GENERAL BUDGET RESERVE SET- ASIDE-1%/BWC	87,928.97	0.00	0.00	0.00	0.00	87,928.97
002-0000	BOND RETIREMENT FUND	1,769,698.68	0.00	1,432,374.12	2,670,853.13	2,694,074.94	507,997.86
003-0000	PERMANENT IMPROVEMENT FUND	467,930.96	118.96	283,090.02	7,930.86	183,570.07	567,450.91
004-0000	LFI BUILDING FUND	7,821,273.15	194.69	3,212,221.30	1,041,049.40	2,073,632.18	8,959,862.27
006-0000	FOOD SERVICE FUND	807.82	8,994.87	20,657.64	74,923.84	161,501.31	(140,035.85)
007-9100	LEXINGTON MINUTEMEN ACADEMIC SCHOLARSHIP FUND	132,671.74	105.68	3,175.13	0.00	0.00	135,846.87
007-9800	TERRY McCAMMON SCHOLARSHIP FUND	22,101.59	0.00	0.00	0.00	22,101.59	0.00
010-0000	CLASSROOM FACILITIES CONSTRUCTION FUND	36,954,926.07	31.57	14,377.67	1,813,728.75	7,777,449.78	29,191,853.96
018-9100	HIGH SCHOOL PRINCIPAL'S FUND	685.94	465.00	493.74	0.00	142.25	1,037.43
018-9101	HIGH SCHOOL FLOWER FUND	(6.00)	333.00	333.00	0.00	0.00	327.00
018-9200	JUNIOR HIGH PRINCIPAL'S FUND	6,017.45	0.00	791.19	0.00	0.00	6,808.64
018-9300	EASTERN PRINCIPAL'S FUND	1,387.24	334.00	1,061.68	0.00	0.00	2,448.92
018-9301	EASTERN ELEMENTARY BOOKFAIR/BOXTOPS FUND	3,604.36	0.00	0.00	0.00	271.97	3,332.39
018-9302	EASTERN ELEMENTARY MATH	1,036.52	0.00	0.00	0.00	0.00	1,036.52
018-9303	EASTERN RUN CLUB	496.73	175.00	1,075.00	77.90	77.90	1,493.83
018-9400	CENTRAL PRINCIPAL'S FUND	8,666.59	567.00	1,334.05	0.00	0.00	10,000.64
018-9401	CENTRAL ELEMENTARY BOOKFAIR FUND	4,751.51	0.00	0.00	0.00	0.00	4,751.51
018-9402	CENTRAL ELEMENTARY ART	1,941.37	0.00	0.00	0.00	0.00	1,941.37
018-9500	WESTERN PRINCIPAL'S FUND	19,135.19	689.73	1,622.13	29.91	2,096.36	18,660.96
018-9501	WESTERN ELEMENTARY BOOKFAIR/BOXTOPS FUND	4,292.97	9.00	9.00	0.00	0.00	4,301.97
018-9503	WESTERN ELEMENTARY ART	1,986.42	0.00	0.00	0.00	0.00	1,986.42
018-9901	JUNIOR HIGH TEACHER ADVISORY FUND	109.25	0.00	0.00	0.00	0.00	109.25
019-9001	ACADEMIC BOOSTERS GRANTS	769.07	0.00	0.00	0.00	0.00	769.07
019-9121	CENTRAL ELEMENTARY PTO GRANTS	1,755.76	8.10	12.61	0.00	0.00	1,768.37
019-9122	EASTERN ELEMENTARY PTO GRANTS	2,405.99	8.10	12.60	0.00	0.00	2,418.59
019-9123	WESTERN ELEMENTARY PTO GRANTS	3,143.82	8.09	12.59	0.00	0.00	3,156.41
019-9200	RICHLAND COUNTY FOUNDATION GRANT PLAYGROUND	200.00	0.00	0.00	0.00	0.00	200.00
019-9218	RICH CO FOUND-WRITE STUFF STEAM KIT	52.93	0.00	0.00	0.00	52.93	0.00
019-9221	RICH CO FOUND-SCIENCE DISCOVERY BINS	0.95	0.00	0.00	0.00	0.95	0.00
019-9222	RICH CO FOUND-ONE BIG HAPPY FAMILY	2.41	0.00	0.00	0.00	2.41	0.00
019-9224	RICH CO FOUND-STEM SNAP CIRCUITS	66.36	0.00	0.00	0.00	66.36	0.00
019-9225	OTHER GRANT	0.00	485.94	485.94	0.00	0.00	485.94



As Of Period: 09/30/2021

## LEXINGTON LOCAL SCHOOLS

### Cash Summary Report

Full Account Code	Description	Initial Cash	MTD Received	FYTD Received	MTD Expended	FYTD Expended	Fund Balance
019-9226	OTHER GRANT	\$ 0.00	\$ 1,500.00	\$ 1,500.00	\$ 0.00	\$ 0.00	\$ 1,500.00
019-9301	RICH CO FOUND/SECO ROBOTICS GRANT (HEIMANN)	31.72	0.00	0.00	0.00	0.00	31.72
019-9302	RICH CO RETIRED TEACHERS ASSOC	150.00	0.00	0.00	0.00	0.00	150.00
022-9601	OHSAA TOURNAMENT AGENCY FUND	0.00	0.00	0.00	75.00	259.68	(259.68)
024-0000	EMPLOYEE BENEFITS FUND FOR MEDICAL/DENTAL	1,016,271.39	435,774.24	1,294,243.26	373,410.68	1,160,203.40	1,150,311.25
034-0000	OFCC PROJECT MAINTENANCE FUND	283,040.25	0.00	77,824.44	0.00	1,259.95	359,604.74
200-9101	HIGH SCHOOL ART CLUB	372.46	0.00	0.00	0.00	0.00	372.46
200-9102	HIGH SCHOOL DRAMA CLUB	24,669.34	0.00	0.00	3,439.22	3,439.22	21,230.12
200-9103	HIGH SCHOOL MATH CLUB	52.70	0.00	0.00	0.00	0.00	52.70
200-9104	HIGH SCHOOL LEADERSHIP COUNCIL	697.11	0.00	0.00	0.00	0.00	697.11
200-9105	HIGH SCHOOL FRENCH CLUB	364.75	0.00	0.00	0.00	0.00	364.75
200-9107	HIGH SCHOOL SPANISH CLUB	568.50	0.00	0.00	0.00	0.00	568.50
200-9108	HIGH SCHOOL LEO CLUB	2,052.62	0.00	0.00	0.00	0.00	2,052.62
200-9114	HIGH SCHOOL STUDENT COUNCIL FUND	3,259.95	0.00	0.00	39.96	39.96	3,219.99
200-9115	HIGH SCHOOL KEY CLUB	1,615.85	110.00	110.00	0.00	0.00	1,725.85
200-9116	HIGH SCHOOL CHESS CLUB	321.00	0.00	0.00	0.00	0.00	321.00
200-9119	HIGH SCHOOL YEARBOOK FUND	49,495.53	4,475.00	4,475.00	0.00	0.00	53,970.53
200-9120	HIGH SCHOOL JOURNALISM FUND	505.44	0.00	0.00	0.00	0.00	505.44
200-9121	HIGH SCHOOL NATIONAL HONOR SOCIETY	(50.85)	0.00	2,620.00	0.00	438.09	2,131.06
200-9201	JUNIOR HIGH ART CLUB	719.48	0.00	0.00	0.00	200.25	519.23
200-9204	JUNIOR HIGH STUDENT COUNCIL FUND	1,890.27	0.00	0.00	0.00	0.00	1,890.27
200-9205	JUNIOR HIGH LIBRARY CLUB	77.65	0.00	0.00	0.00	0.00	77.65
200-9301	EASTERN ELEMENTARY STUDENT ACTIVITY FUND	1,123.23	0.00	0.00	0.00	0.00	1,123.23
200-9302	EASTERN ELEMENTARY ROBOTICS FUND	575.16	0.00	0.00	0.00	0.00	575.16
200-9611	HIGH SCHOOL INFORMED TEENS FUND	903.63	0.00	0.00	0.00	0.00	903.63
200-9612	JUNIOR HIGH INFORMED TEENS FUND	820.72	0.00	0.00	0.00	0.00	820.72
300-9115	JAZZ BAND	1,512.61	0.00	0.00	0.00	0.00	1,512.61
300-9116	CHOIR	1,284.95	0.00	0.00	0.00	0.00	1,284.95
300-9206	JUNIOR HIGH PHYS ED DEPARTMENT FUND	3,222.36	0.00	0.00	0.00	0.00	3,222.36
300-9210	JR HIGH INSTRUMENTAL	41.03	0.00	0.00	0.00	0.00	41.03
300-9600	ATHLETIC FUND	3,443.05	35,954.00	103,454.91	27,926.54	63,970.80	42,927.16
300-9601	ATHLETIC CAPITAL FUND	77,000.00	12,500.00	28,500.00	0.00	0.00	105,500.00
300-9602	ORCHESTRA	63.22	0.00	0.00	0.00	0.00	63.22
300-9603	ELEMENTARY MUSIC	1,572.09	0.00	0.00	0.00	0.00	1,572.09
300-9605	BAND	232.95	0.00	0.00	0.00	0.00	232.95

As Of Period: 09/30/2021

## LEXINGTON LOCAL SCHOOLS

### Cash Summary Report

Full Account Code	Description	Initial Cash	MTD Received	FYTD Received	MTD Expended	FYTD Expended	Fund Balance
451-9022	DATA COMMUNICATION FUND	\$ 0.00	\$ 0.00	\$ 0.00	\$ 0.00	\$ 9,000.00	\$ (9,000.00)
467-0000	STUDENT WELLNESS AND SUCCESS FUND	52,768.66	0.00	0.00	37,856.17	59,475.30	(6,706.64)
507-9022	ESSER ARP FUNDING	0.00	110,920.74	110,920.74	39,499.42	139,215.90	(28,295.16)
507-9921	ESSER II FUNDING	0.00	523.40	47,128.80	42,813.68	89,449.20	(42,320.40)
516-9021	IDEA-B SPECIAL EDUCATION FY21	(35,740.32)	5,277.27	46,686.68	0.00	10,946.36	0.00
516-9022	IDEA-B SPECIAL EDUCATION FY22	0.00	14,679.93	14,679.93	33,252.13	43,351.43	(28,671.50)
516-9922	IDEA PART B GRANTS	0.00	0.00	0.00	0.00	0.00	0.00
572-9021	TITLE I FY21	(14,278.32)	0.00	14,806.46	(2,464.91)	528.14	0.00
572-9022	TITLE I FY22	0.00	8,059.19	8,059.19	21,823.78	21,823.78	(13,764.59)
584-9022	TITLE IV FY22	0.00	14,995.77	14,995.77	0.00	19,744.37	(4,748.60)
587-9022	EARLY CHILDHOOD SPECIAL EDUCATION IDEA FY22	0.00	370.42	370.42	540.03	910.45	(540.03)
590-9021	TITLE II-A IMPROVING TEACHER QUALITY FY21	0.00	0.00	0.00	(3.80)	0.00	0.00
590-9022	TITLE II-A IMPROVING TEACHER QUALITY FY22	0.00	2,835.71	2,835.71	8,404.33	8,404.33	(5,568.62)
599-9921	RICHLAND COUNTY MOBILE HOT SPOT GRANT	614.96	0.00	0.00	0.00	614.96	0.00
<b>Grand Total</b>		<b>\$ 58,948,847.35</b>	<b>\$ 1,504,660.74</b>	<b>\$ 14,680,344.21</b>	<b>\$ 8,235,886.78</b>	<b>\$ 20,683,846.95</b>	<b>\$ 52,945,344.61</b>

## LEXINGTON LOCAL SCHOOLS

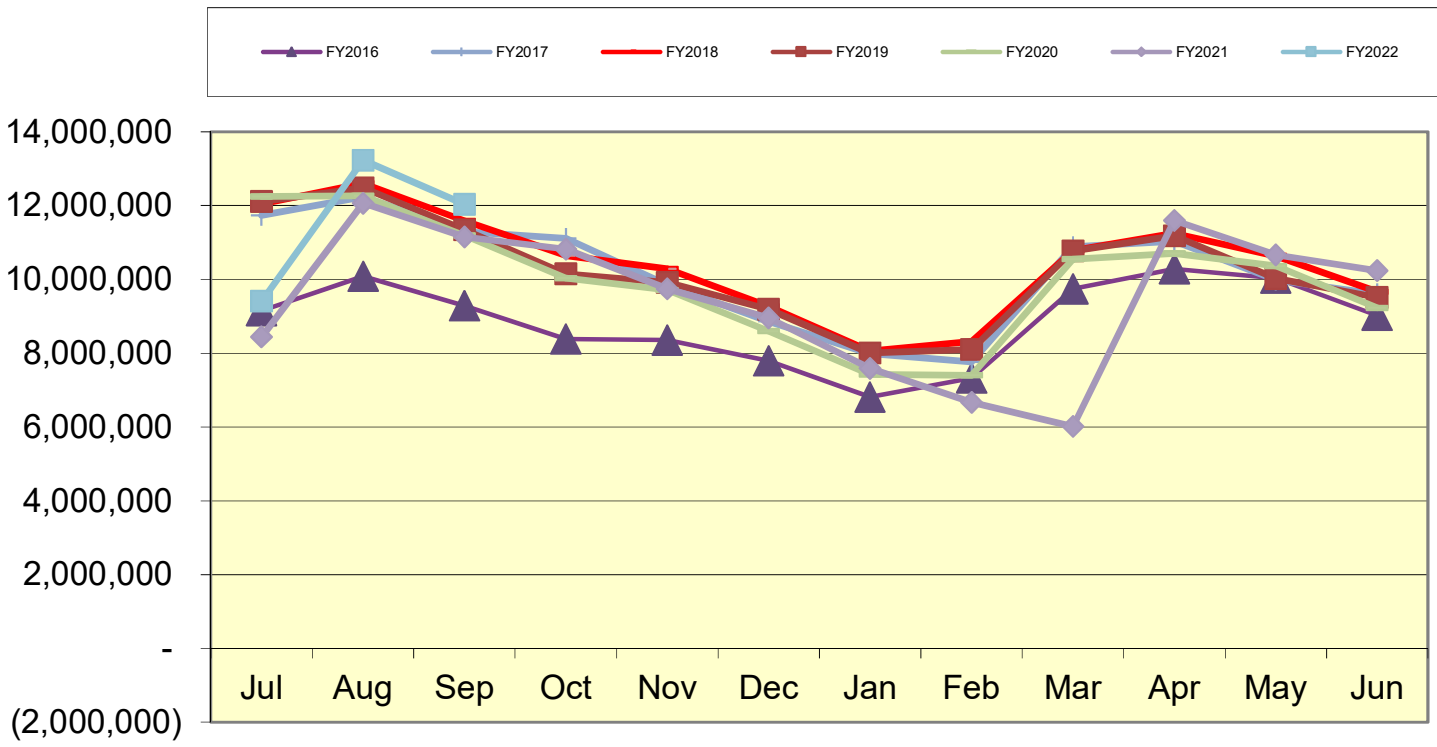
## Spending Plan Summary

ODE Line Number	Monthly Estimate	Monthly Actual	Monthly Difference	FYTD Estimate	FYTD Actual	FYTD Difference
01.010 General Property (Real Estate)	\$ 0.00	\$ 0.00	\$ 0.00	\$ 4,782,000.00	\$ 4,915,917.44	\$ 133,917.44
01.020 Tangible Personal Property Tax	0.00	0.00	0.00	429,217.00	434,837.84	5,620.84
01.030 Income Tax	0.00	0.00	0.00	0.00	0.00	0.00
01.035 Unrestricted Grants-in-Aid	800,000.00	786,131.55	(13,868.45)	2,353,000.00	2,417,793.17	64,793.17
01.040 Restricted Grants-in-Aid	6,203.00	6,203.02	0.02	18,609.00	18,609.06	0.06
01.045 Restricted Federal Grants-in-Aid - SFSF	0.00	0.00	0.00	0.00	0.00	0.00
01.050 Property Tax Allocation	6,500.00	2,453.53	(4,046.47)	54,000.00	47,542.31	(6,457.69)
01.060 All Other Operating Revenue	148,000.00	20,765.69	(127,234.31)	171,300.00	68,691.12	(102,608.88)
01.070 Total Revenue	960,703.00	815,553.79	(145,149.21)	7,808,126.00	7,903,390.94	95,264.94
02.010 Proceeds from Sale of Notes	0.00	0.00	0.00	0.00	0.00	0.00
02.020 State Emergency Loans & Advancements (Approved)	0.00	0.00	0.00	0.00	0.00	0.00
02.040 Operating Transfers-In	0.00	0.00	0.00	0.00	0.00	0.00
02.050 Advances-In	0.00	0.00	0.00	0.00	0.00	0.00
02.060 All Other Financial Sources	5,000.00	28,602.55	23,602.55	9,000.00	30,602.55	21,602.55
02.070 Total Other Financing Sources	5,000.00	28,602.55	23,602.55	9,000.00	30,602.55	21,602.55
02.080 Total Revenues and Other Financing Sources	965,703.00	844,156.34	(121,546.66)	7,817,126.00	7,933,993.49	116,867.49
03.010 Personal Services	1,150,000.00	1,118,240.74	(31,759.26)	3,310,000.00	3,253,978.22	(56,021.78)
03.020 Employees' Retirement/Insurance Benefits	575,000.00	594,885.00	19,885.00	1,755,000.00	1,697,001.00	(57,999.00)
03.030 Purchased Services	300,000.00	219,390.97	(80,609.03)	842,000.00	786,744.69	(55,255.31)
03.040 Supplies and Materials	65,000.00	103,846.25	38,846.25	253,000.00	264,129.53	11,129.53
03.050 Capital Outlay	15,000.00	0.00	(15,000.00)	21,500.00	6,787.14	(14,712.86)
03.060 Intergovernmental	0.00	0.00	0.00	0.00	0.00	0.00
04.010 Debt Service: All Principal (Historical)	0.00	0.00	0.00	0.00	0.00	0.00
04.020 Debt Service: Principal-Notes	0.00	0.00	0.00	0.00	0.00	0.00
04.030 Debt Service: Principal - State Loans	0.00	0.00	0.00	0.00	0.00	0.00
04.040 Debt Service: Principal - State Advancements	0.00	0.00	0.00	0.00	0.00	0.00
04.050 Debt Service: Principal - HB 264 Loans	0.00	0.00	0.00	0.00	0.00	0.00
04.055 Debt Service: Principal - Other	0.00	0.00	0.00	0.00	0.00	0.00
04.060 Debt Service: Interest and Fiscal Charges	0.00	0.00	0.00	0.00	0.00	0.00
04.300 Other Objects	1,000.00	4,317.80	3,317.80	126,000.00	126,889.80	889.80
04.500 Total Expenditures	2,106,000.00	2,040,680.76	(65,319.24)	6,307,500.00	6,135,530.38	(171,969.62)
05.010 Operational Transfers - Out	0.00	0.00	0.00	0.00	0.00	0.00
05.020 Advances - Out	0.00	0.00	0.00	0.00	0.00	0.00
05.030 All Other Financing Uses	0.00	0.00	0.00	0.00	0.00	0.00
05.040 Total Other Financing Uses	0.00	0.00	0.00	0.00	0.00	0.00
05.050 Total Expenditure and Other Financing Uses	2,106,000.00	2,040,680.76	(65,319.24)	6,307,500.00	6,135,530.38	(171,969.62)
06.010 Excess Rev & Oth Financing Sources over(under) Exp & Oth F	(1,140,297.00)	(1,196,524.42)	(56,227.42)	1,509,626.00	1,798,463.11	288,837.11
07.010 Cash Balance-July1 -Excluding Proposed Renew/Replace & New	0.00	13,230,656.90	13,230,656.90	10,235,669.00	10,235,669.37	0.37
07.020 Cash Balance June 30	(1,140,297.00)	12,034,132.48	13,174,429.48	11,745,295.00	12,034,132.48	288,837.48
08.010 Estimated Encumbrances June 30	(135,000.00)	2,173,249.25	2,308,249.25	2,193,000.00	2,173,249.25	(19,750.75)

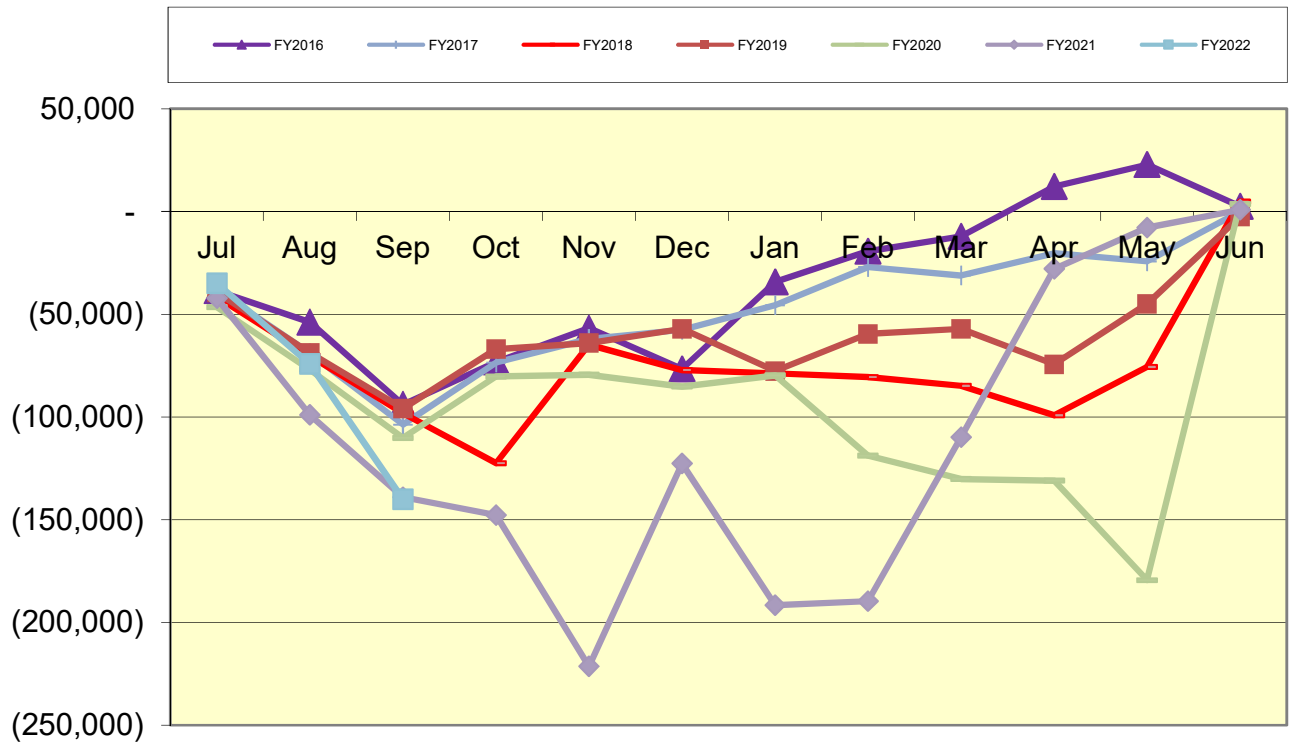
**LEXINGTON LOCAL SCHOOL DISTRICT  
GENERAL FUND ONLY 2021-2022  
SUMMARY OF RECEIPTS AND EXPENDITURES - FIVE YEAR FORECAST FORMAT**

LINE	DESCRIPTION	9/30/2021	FISCAL YEAR TO DATE Estimate	FISCAL YEAR TO DATE Actual	VARIANCE Estimate vs. Actual	PERCENT of VARIANCE
<b>LINE 7.010</b>	<b>BEGINNING CASH BALANCE</b>			<b>\$ 10,235,669</b>		
<b>REVENUES</b>						
LINE 1.010	Real Estate Tax	\$ 4,782,000	\$ 4,915,917	\$ 133,917	2.80%	
LINE 1.020	Personal Property Tax	\$ 429,217	\$ 434,838	\$ 5,621	1.31%	
LINE 1.030	Income Tax	\$ -	\$ -	\$ 0		
LINE 1.035	State Funding	\$ 2,353,000	\$ 2,417,793	\$ 64,793	2.75%	
LINE 1.040	Career Tech / Economic Disadv.	\$ 18,609	\$ 18,609	\$ 0	0.00%	
LINE 1.050	Property Tax Allocation	\$ 54,000	\$ 47,542	(\$ 6,458)	-11.96%	
LINE 1.060	Other Operating Revenue	\$ 171,300	\$ 68,691	(\$ 102,609)	-59.90%	
LINE 1.070	<b>TOTAL REVENUE</b>	<b>\$ 7,808,126</b>	<b>\$ 7,903,390</b>	<b>\$ 95,264</b>	<b>1.22%</b>	
<b>EXPENSES</b>						
LINE 2.01	Proceeds from Notes	\$ -	\$ -	\$ 0		
LINE 2.04	Transfers In	\$ -	\$ -	\$ 0		
LINE 2.050	Advances In	\$ -	\$ -	\$ 0	#DIV/0!	
LINE 2.060	Other Financing Sources	\$ 9,000	\$ 30,603	\$ 21,603	240.03%	
LINE 2.070	<b>TOTAL OTHER SOURCES</b>	<b>\$ 9,000</b>	<b>\$ 30,603</b>	<b>\$ 21,603</b>	<b>240.03%</b>	
<b>LINE 2.080</b>	<b>TOTAL REVENUES &amp; Sources</b>	<b>\$ 7,817,126</b>	<b>\$ 7,933,993</b>	<b>\$ 116,867</b>	<b>1.50%</b>	
<b>EXPENSES</b>						
LINE 3.010	Salaries	\$ 3,310,000	\$ 3,253,978	\$ 56,022	1.69%	
LINE 3.020	Retirement and Benefits	\$ 1,755,000	\$ 1,697,001	\$ 57,999	3.30%	
LINE 3.030	Purchased Services	\$ 842,000	\$ 786,745	\$ 55,255	6.56%	
LINE 3.040	Supplies and Materials	\$ 253,000	\$ 264,129	(\$ 11,129)	-4.40%	
LINE 3.050	Capital Outlay and Equipment	\$ 21,500	\$ 6,787	\$ 14,713	68.43%	
LINE 3.06	INTERGOVERNMENTAL	\$ -	\$ -	\$ 0		
LINE 4.020	DEBT SERVICE - Notes	\$ -	\$ -	\$ 0		
LINE 4.060	DEBT SERVICE - Interest charges	\$ -	\$ -	\$ 0		
LINE 4.300	Other Objects	\$ 126,000	\$ 126,890	(\$ 890)	-0.71%	
LINE 4.500	<b>TOTAL EXPENDITURES</b>	<b>\$ 6,307,500</b>	<b>\$ 6,135,530</b>	<b>\$ 171,970</b>	<b>2.73%</b>	
LINE 5.00	TRANSFERS OUT	\$ -	\$ -	\$ 0		
LINE 5.02	ADVANCES OUT	\$ -	\$ -	\$ 0		
LINE 5.03	ALL OTHER USES	\$ -	\$ -	\$ 0		
LINE 5.040	TOTAL OTHER USES	\$ -	\$ -	\$ 0		
<b>LINE 5.050</b>	<b>TOTAL EXPENDITURES &amp; USES</b>	<b>\$ 6,307,500</b>	<b>\$ 6,135,530</b>	<b>\$ 171,970</b>	<b>2.73%</b>	
		Estimate	Actual	Variance		
<b>LINE 6.010</b>	<b>REVENUES OVER EXPENSES</b>	<b>\$ 1,509,626</b>	<b>\$ 1,798,463</b>	<b>\$ 288,837</b>		
<b>LINE 7.020</b>	<b>ENDING CASH BALANCE</b>	<b>\$ 11,745,295</b>	<b>\$ 12,034,132</b>	<b>\$ 288,837</b>		
	Less Reserves	\$ (87,929)	\$ (87,929)	\$ -		
LINE 8.010	Less Outstanding Encumbrances	\$ (2,193,000)	\$ (2,173,249)	\$ 19,751	-0.90%	
<b>LINE 15.010</b>	<b>Unreserved Fund Balance</b>	<b>\$ 9,464,366</b>	<b>\$ 9,772,954</b>	<b>\$ 308,588</b>	<b>3.26%</b>	
		Estimate	Actual	Benchmark Yr. End		
	Salaries/Benefits as % of Revenue	64.9%	62.6%	80.1% or below		
	<b>True Days Cash - Calendar Days on which can operate</b>	<b>138</b>	<b>147</b>	<b>90 or above optimal</b>		

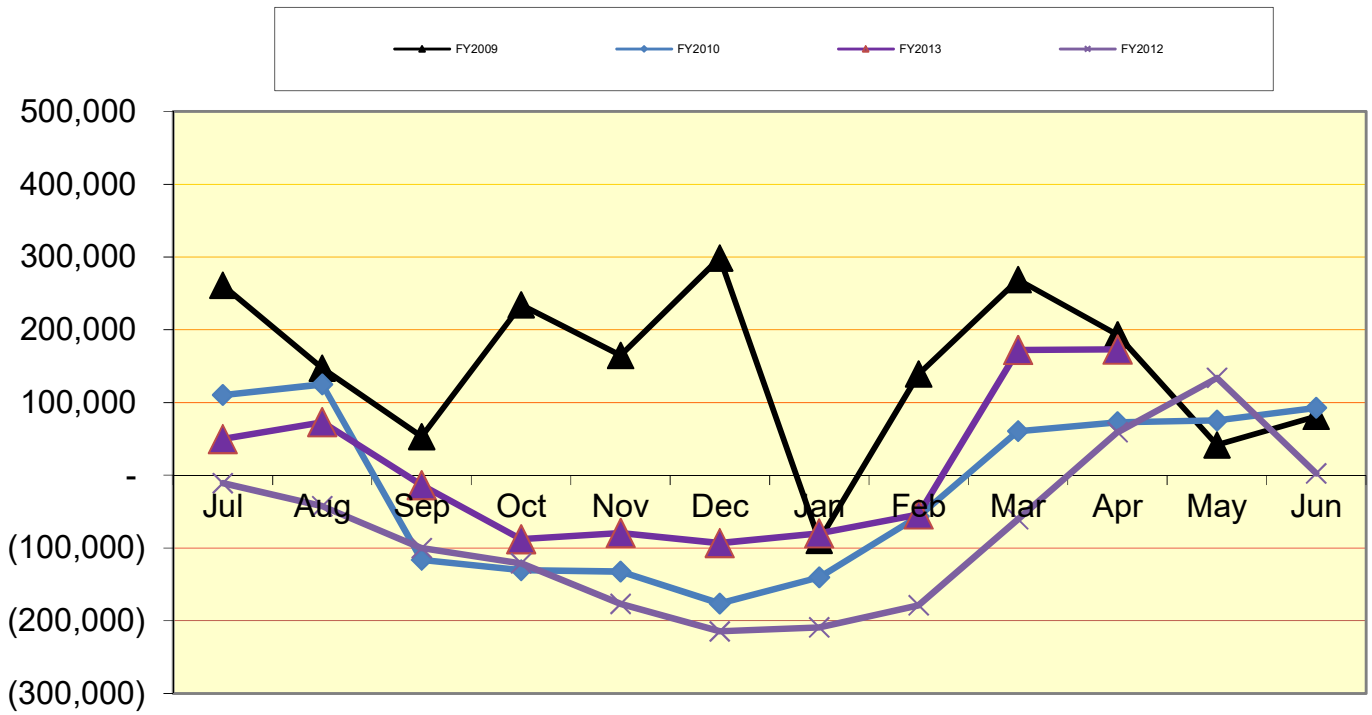
### Lexington Local Schools General Fund Cash Balance



### Lexington Local Schools Food Service Fund Cash Balance



### Lexington Local Schools Permanent Improvement Fund Cash Balance



## Lexington Local Schools

### Permanent Improvement Fund 9/30/2021

	Budgeted Amount	Actual Fiscal Year Expended	Current Encumbrances	Expenses / Encumbrances Over/Under Estimate	Remaining Estimated PI Project Costs
<b>Instruction and Administration</b>					
Eastern Elementary Equipment/Materials	\$ 150.00	\$ 71.42	\$ -	\$78.58	\$78.58
Central Elementary Equipment/Materials	\$ 7,089.07	\$ 644.64	\$ 5,964.27	\$480.16	\$480.16
HS Music Equipment	\$ 1,300.99	\$ -	\$ 1,300.99	\$0.00	\$0.00
<b>Maintenance</b>					
New Maintenance Garage	\$ 700,000.00	\$ -	\$ -	\$700,000.00	\$700,000.00
Maintenance Tractor w/Dump Bed Kit	\$ 11,391.00	\$ 11,391.00	\$ -	\$0.00	\$0.00
Eastern Elementary Feedwater Tank Replacement	\$ 10,480.00	\$ -	\$ 10,480.00	\$0.00	\$0.00
<b>Transportation</b>					
New bus	\$ 101,859.00	\$ 101,859.00	\$ -	\$0.00	\$0.00
Bus Fuel Tank Removal and Installation	\$ 40,000.00	\$ 34,850.00	\$ 5,150.00	\$0.00	\$0.00
<b>Technology</b>					
Computers, servers, tech equip., etc.	\$ 100,000.00	\$ 1,794.26	\$ 8,682.31	\$89,523.43	\$89,523.43
<b>Food Service</b>					
Food Service Equipment	\$ 4,438.34	\$ 4,218.91	\$ 219.43	\$0.00	\$0.00
<b>Athletics and Student Activities</b>					
HS Athletics Equipment	\$ 79,882.00	\$ 23,666.45	\$ 30,054.76	\$26,160.79	\$26,160.79
<b>Fees</b>					
Tax Collection Fees	\$ 14,500.00	\$ 5,074.39	\$ -	\$9,425.61	\$9,425.61
<b>Totals</b>					
	\$ 1,071,090.40	\$ 183,570.07	\$ 61,851.76	\$825,668.57	\$825,668.57
<b>Total Budgeted</b>	<b>\$ 1,071,090.40</b>				
Actual Cash Balance 7/1/21	\$ 467,930.96				
Revenues FY22 - Taxes from levy	\$ 283,090.02				
Expenditures FY22	\$ (183,570.07)				
Current Cash Balance	\$567,450.91				
Current Encumbrances	\$ (61,851.76)				
<b>Available Balance</b>	<b>\$505,599.15</b>				
Remaining Estimated Revenues FY22 - Taxes from levy	\$ 416,909.98				
Less: Remaining Estimated PI Project Costs	(\$825,668.57)				
<b>Estimated 6/30/22 Carryover</b>	<b>\$ 96,840.56</b>				



Lexington Local Schools

Food Service Fund 2021-22 vs. 2020-2021 vs. 2019-2020

							Beginning Balance 7/1/21	\$ 808
<b>2020-2021 Through 9/30/21</b>								
<i>Revenues</i>	District-Wide	High School	Junior High	Eastern	Central	Western	<b>Total</b>	
Student Type A, Ezpay, Misc	\$ -	\$ 1,058	\$ 229	\$ 604	\$ 899	\$ 206	\$ 2,996	
Student Break, Milk & A La Carte	\$ -	\$ 2,764	\$ 950	\$ 186	\$ (10)	\$ 55	\$ 3,945	
Adult & Misc revenues	\$ 655	\$ 371	\$ 125	\$ 105	\$ 77	\$ -	\$ 1,333	
State Reimb	\$ -	\$ -	\$ -	\$ -	\$ -	\$ -	\$ -	
Federal Reimb	\$ -	\$ -	\$ -	\$ 4,128	\$ 4,128	\$ 4,128	\$ 12,384	
Transfer In	\$ -	\$ -	\$ -	\$ -	\$ -	\$ -	\$ -	
<b>Total Revenues</b>	<b>\$ 655</b>	<b>\$ 4,193</b>	<b>\$ 1,304</b>	<b>\$ 5,023</b>	<b>\$ 5,094</b>	<b>\$ 4,389</b>	<b>\$ 20,658</b>	
<i>Expenses</i>								
Wages	\$ 12,744	\$ 23,068	\$ 8,608	\$ 7,672	\$ 7,145	\$ 7,460	\$ 66,697	
Severance	\$ -	\$ -	\$ -	\$ -	\$ -	\$ -	\$ -	
Retirement	\$ 3,058	\$ 6,670	\$ 2,727	\$ 4,254	\$ 2,164	\$ 2,353	\$ 21,226	
Medical	\$ 5,384	\$ 13,087	\$ 2,060	\$ 7,485	\$ 2,060	\$ 1,481	\$ 31,557	
Life, Dent, MC, WC	\$ 352	\$ 801	\$ 446	\$ 313	\$ 283	\$ 136	\$ 2,331	
Purch Serv, Repairs, Phone, Post	\$ 1,534	\$ 1,018	\$ 315	\$ 300	\$ 300	\$ 1,739	\$ 5,206	
Supplies	\$ 1,193	\$ -	\$ -	\$ -	\$ -	\$ -	\$ 1,193	
Food Costs	\$ -	\$ 10,461	\$ 5,108	\$ 11,915	\$ 3,104	\$ 2,703	\$ 33,291	
Equipment	\$ -	\$ -	\$ -	\$ -	\$ -	\$ -	\$ -	
Other Costs	\$ -	\$ -	\$ -	\$ -	\$ -	\$ -	\$ -	
<b>Total Expenses</b>	<b>\$ 24,265</b>	<b>\$ 55,105</b>	<b>\$ 19,264</b>	<b>\$ 31,939</b>	<b>\$ 15,056</b>	<b>\$ 15,872</b>	<b>\$ 161,501</b>	
<b>Net Gain (Loss)</b>	<b>\$ (23,610)</b>	<b>\$ (50,912)</b>	<b>\$ (17,960)</b>	<b>\$ (26,916)</b>	<b>\$ (9,962)</b>	<b>\$ (11,483)</b>	<b>\$ (140,843)</b>	
							<b>Ending Cash Balance 9/30/21</b>	<b>\$ (140,035)</b>

							Beginning Balance 7/1/20	\$ 3,725
<b>2019-2020 Through 9/30/20</b>								
<i>Revenues</i>	District-Wide	High School	Junior High	Eastern	Central	Western	<b>Total</b>	
Student Type A, Ezpay, Misc	\$ -	\$ 2,491	\$ 504	\$ 1,377	\$ 1,413	\$ 1,389	\$ 7,174	
Student Break, Milk & A La Carte	\$ -	\$ 310	\$ 456	\$ 474	\$ 287	\$ 61	\$ 1,588	
Adult & Misc revenues	\$ 3,123	\$ 316	\$ 91	\$ 93	\$ 55	\$ 10	\$ 3,688	
State Reimb	\$ -	\$ -	\$ -	\$ -	\$ -	\$ -	\$ -	
Federal Reimb	\$ -	\$ -	\$ -	\$ -	\$ -	\$ -	\$ -	
Transfer In	\$ -	\$ -	\$ -	\$ -	\$ -	\$ -	\$ -	
<b>Total Revenues</b>	<b>\$ 3,123</b>	<b>\$ 3,117</b>	<b>\$ 1,051</b>	<b>\$ 1,944</b>	<b>\$ 1,755</b>	<b>\$ 1,460</b>	<b>\$ 12,450</b>	
<i>Expenses</i>								
Wages	\$ 12,412	\$ 25,967	\$ 14,575	\$ 9,053	\$ 8,480	\$ 8,567	\$ 79,054	
Severance	\$ -	\$ -	\$ -	\$ -	\$ -	\$ -	\$ -	
Retirement	\$ 2,979	\$ 10,401	\$ 2,041	\$ 4,898	\$ 3,050	\$ 2,075	\$ 25,444	
Medical	\$ 5,404	\$ 13,145	\$ 4,139	\$ 9,006	\$ 5,072	\$ -	\$ 36,766	
Life, Dent, MC, WC	\$ 347	\$ 843	\$ 605	\$ 375	\$ 222	\$ 112	\$ 2,504	
Purch Serv, Repairs, Phone, Post	\$ 855	\$ 430	\$ 579	\$ 1,329	\$ 320	\$ 320	\$ 3,833	
Supplies	\$ 3,098	\$ 1,677	\$ 655	\$ 802	\$ 876	\$ 596	\$ 7,704	
Food Costs	\$ -	\$ -	\$ -	\$ -	\$ -	\$ -	\$ -	
Equipment	\$ -	\$ -	\$ -	\$ -	\$ -	\$ -	\$ -	
Other Costs	\$ -	\$ -	\$ -	\$ -	\$ -	\$ -	\$ -	
<b>Total Expenses</b>	<b>\$ 25,095</b>	<b>\$ 52,463</b>	<b>\$ 22,594</b>	<b>\$ 25,463</b>	<b>\$ 18,020</b>	<b>\$ 11,670</b>	<b>\$ 155,305</b>	
<b>Net Gain (Loss)</b>	<b>\$ (21,972)</b>	<b>\$ (49,346)</b>	<b>\$ (21,543)</b>	<b>\$ (23,519)</b>	<b>\$ (16,265)</b>	<b>\$ (10,210)</b>	<b>\$ (142,855)</b>	
							<b>Ending Cash Balance 9/30/20</b>	<b>\$ (139,130)</b>

							Beginning Balance 7/1/18	\$ (2,391)
<b>2019-2020 Through 9/30/19</b>								
<i>Revenues</i>	District-Wide	High School	Junior High	Eastern	Central	Western	<b>Total</b>	
Student Type A, Ezpay, Misc	\$ -	\$ 15,162	\$ 8,072	\$ 8,762	\$ 7,939	\$ 6,483	\$ 46,418	
Student Break, Milk & A La Carte	\$ -	\$ 5,661	\$ 1,658	\$ 1,383	\$ 784	\$ 979	\$ 10,465	
Adult & Misc revenues	\$ -	\$ 720	\$ 186	\$ 241	\$ 64	\$ 73	\$ 1,284	
State Reimb	\$ -	\$ -	\$ -	\$ -	\$ -	\$ -	\$ -	
Federal Reimb	\$ -	\$ -	\$ -	\$ -	\$ -	\$ -	\$ -	
Transfer In	\$ -	\$ -	\$ -	\$ -	\$ -	\$ -	\$ -	
<b>Total Revenues</b>	<b>\$ -</b>	<b>\$ 21,543</b>	<b>\$ 9,916</b>	<b>\$ 10,386</b>	<b>\$ 8,787</b>	<b>\$ 7,535</b>	<b>\$ 58,167</b>	
<i>Expenses</i>								
Wages	\$ 12,249	\$ 26,090	\$ 14,246	\$ 9,544	\$ 8,369	\$ 8,628	\$ 79,126	
Severance	\$ -	\$ -	\$ -	\$ -	\$ -	\$ -	\$ -	
Retirement	\$ 3,044	\$ 6,341	\$ 2,115	\$ 5,575	\$ 2,228	\$ 2,388	\$ 21,691	
Medical	\$ 7,345	\$ 10,886	\$ 4,068	\$ 8,852	\$ 2,034	\$ -	\$ 33,185	
Life, Dent, MC, WC	\$ 336	\$ 817	\$ 573	\$ 370	\$ 250	\$ 113	\$ 2,459	
Purch Serv, Repairs, Phone, Post	\$ 857	\$ 5,530	\$ 896	\$ 594	\$ 461	\$ 546	\$ 8,884	
Supplies	\$ 1,900	\$ -	\$ -	\$ -	\$ -	\$ -	\$ 1,900	
Food Costs	\$ -	\$ 6,789	\$ 4,517	\$ 5,004	\$ 1,586	\$ 796	\$ 18,692	
Equipment	\$ -	\$ -	\$ -	\$ -	\$ -	\$ -	\$ -	
Other Costs	\$ -	\$ -	\$ -	\$ -	\$ -	\$ -	\$ -	
<b>Total Expenses</b>	<b>\$ 25,731</b>	<b>\$ 56,453</b>	<b>\$ 26,415</b>	<b>\$ 29,939</b>	<b>\$ 14,928</b>	<b>\$ 12,471</b>	<b>\$ 165,937</b>	
<b>Net Gain (Loss)</b>	<b>\$ (25,731)</b>	<b>\$ (34,910)</b>	<b>\$ (16,499)</b>	<b>\$ (19,553)</b>	<b>\$ (6,141)</b>	<b>\$ (4,936)</b>	<b>\$ (107,770)</b>	
							<b>Ending Cash Balance 9/30/19</b>	<b>\$ (110,161)</b>

Start Date: 9/1/2021

End Date: 9/30/2021

## LEXINGTON LOCAL SCHOOLS

### Disbursement Summary Report

Reference Number	Check Number	Type	Date	Name	Vendor #	Status	Reconcile Date	Void Date	Amount
38615	0	PAYROLL	9/1/2021	LEXINGTON LOCAL SCHOOLS		RECONCILED	9/3/2021		\$ 611,447.20
38617	0	PAYROLL	9/20/2021	LEXINGTON LOCAL SCHOOLS		RECONCILED	9/20/2021		622,979.31
38539	90446	ACCOUNTS_P AYABLE	9/8/2021	ACCO BRANDS	3559	RECONCILED	9/15/2021		479.40
38541	90447	ACCOUNTS_P AYABLE	9/8/2021	ADVANCED KEY & LOCK SHOP	10296	RECONCILED	9/13/2021		64.00
38547	90448	ACCOUNTS_P AYABLE	9/8/2021	AJINOMOTO CAMBROOKE , INC	13586	RECONCILED	9/23/2021		180.92
38516	90449	ACCOUNTS_P AYABLE	9/8/2021	AMAZON CAPITAL SERVICES	13575	RECONCILED	9/14/2021		2,387.38
38523	90450	ACCOUNTS_P AYABLE	9/8/2021	AMERICAN ELECTRIC POWER	701	RECONCILED	9/15/2021		2,300.69
38557	90451	ACCOUNTS_P AYABLE	9/8/2021	AMERICAN EXPRESS	10314	RECONCILED	9/17/2021		199.00
38535	90452	ACCOUNTS_P AYABLE	9/8/2021	AMY GERHARDT	10986	OUTSTANDIN G			59.88
38540	90453	ACCOUNTS_P AYABLE	9/8/2021	AWARDSMIT H	1370	RECONCILED	9/17/2021		298.00
38559	90454	ACCOUNTS_P AYABLE	9/8/2021	BAKER VEHICLE SYSTEMS, INC.	6088	RECONCILED	9/14/2021		119.23
38534	90455	ACCOUNTS_P AYABLE	9/8/2021	BLICK ART MATERIALS	153	RECONCILED	9/14/2021		457.56
38549	90456	ACCOUNTS_P AYABLE	9/8/2021	BRIDGEWAY ACADEMY	11513	RECONCILED	9/17/2021		5,684.00
38544	90457	ACCOUNTS_P AYABLE	9/8/2021	BURNING RIVER LIFTS AND	10587	RECONCILED	9/20/2021		765.00
38521	90458	ACCOUNTS_P AYABLE	9/8/2021	CAPITAL ONE	3469	RECONCILED	9/14/2021		649.98
38560	90459	ACCOUNTS_P AYABLE	9/8/2021	CARDINAL BUS SALES & SERVICE	6515	RECONCILED	9/14/2021		15.99
38511	90460	ACCOUNTS_P AYABLE	9/8/2021	CARDINGTO N LINCOLN HIGH SCHOOL	13675	RECONCILED	9/20/2021		175.00
38517	90461	ACCOUNTS_P AYABLE	9/8/2021	CAROTHERS PEST CONTROL LLC	13062	RECONCILED	9/21/2021		190.00
38514	90462	ACCOUNTS_P AYABLE	9/8/2021	CENGAGE LEARNING	391	RECONCILED	9/14/2021		5,132.40
38546	90463	ACCOUNTS_P AYABLE	9/8/2021	CHARLES RITTER CO.	907	RECONCILED	9/13/2021		109.85
38537	90464	ACCOUNTS_P AYABLE	9/8/2021	CHRISTIE SHAFFER	8343	RECONCILED	9/30/2021		75.00
38538	90465	ACCOUNTS_P AYABLE	9/8/2021	CULLIGAN QUALITY WATER	610	RECONCILED	9/15/2021		37.00
38528	90466	ACCOUNTS_P AYABLE	9/8/2021	DRAIN PRO	11678	RECONCILED	9/20/2021		355.00
38550	90467	ACCOUNTS_P AYABLE	9/8/2021	FLINN SCIENTIFIC	5830	RECONCILED	9/14/2021		330.02
38508	90468	ACCOUNTS_P AYABLE	9/8/2021	G & L SUPPLY	713	RECONCILED	9/15/2021		206.00
38531	90469	ACCOUNTS_P	9/8/2021	GARDINER	13117	RECONCILED	9/14/2021		327.00

Start Date: 9/1/2021

End Date: 9/30/2021

## LEXINGTON LOCAL SCHOOLS

### Disbursement Summary Report

Reference Number	Check Number	Type	Date	Name	Vendor #	Status	Reconcile Date	Void Date	Amount
		AYABLE							
38554	90470	ACCOUNTS_P	9/8/2021	GRACIE	13676	RECONCILED	9/21/2021		\$ 72.75
		AYABLE		PFIEFFER					
38533	90471	ACCOUNTS_P	9/8/2021	GRAINGER	5843	RECONCILED	9/14/2021		650.80
		AYABLE							
38552	90472	ACCOUNTS_P	9/8/2021	HD SUPPLY	6504	RECONCILED	9/20/2021		851.35
		AYABLE		FACILITIES					
38553	90473	ACCOUNTS_P	9/8/2021	J & B	1555	RECONCILED	9/13/2021		75.38
		AYABLE		ACCOUSTICA					
				L					
38507	90474	ACCOUNTS_P	9/8/2021	KAHL'S	7813	RECONCILED	9/13/2021		107.22
		AYABLE		TELECOMMU					
				NICATIONS					
38536	90475	ACCOUNTS_P	9/8/2021	KROGER	5498	RECONCILED	9/13/2021		58.33
		AYABLE		COMPANY					
38509	90476	ACCOUNTS_P	9/8/2021	LAGUNA	8140	RECONCILED	9/14/2021		220.00
		AYABLE		CLAY					
				COMPANY					
38513	90477	ACCOUNTS_P	9/8/2021	LAZEL	9645	RECONCILED	9/13/2021		6,188.00
		AYABLE							
38562	90478	ACCOUNTS_P	9/8/2021	LEARNING	11658	RECONCILED	9/20/2021		1,254.00
		AYABLE		WITHOUT					
				TEARS					
38545	90479	ACCOUNTS_P	9/8/2021	LESCH	9943	RECONCILED	9/14/2021		157.94
		AYABLE		BATTERY &					
				POWER					
38527	90480	ACCOUNTS_P	9/8/2021	MCGRAW-	7666	RECONCILED	9/14/2021		865.94
		AYABLE		HILL					
				EDUCATION					
				INC					
38515	90481	ACCOUNTS_P	9/8/2021	MENARDS	10810	RECONCILED	9/14/2021		3,796.22
		AYABLE							
38551	90482	ACCOUNTS_P	9/8/2021	N2Y	8689	RECONCILED	9/14/2021		199.68
		AYABLE							
38512	90483	ACCOUNTS_P	9/8/2021	NASP, INC	11038	RECONCILED	9/17/2021		221.00
		AYABLE							
38519	90484	ACCOUNTS_P	9/8/2021	NETWORK	10101	RECONCILED	9/13/2021		357.28
		AYABLE		SERVICES					
				COMPANY					
38563	90485	ACCOUNTS_P	9/8/2021	NOVA LUNA	11942	RECONCILED	9/13/2021		1,296.00
		AYABLE		EDUC &					
				CONSULTIN					
				G					
38529	90486	ACCOUNTS_P	9/8/2021	RIDDELL/ALL	8878	RECONCILED	9/14/2021		2,328.95
		AYABLE		AMERICAN					
				SPORTS CO					
38555	90487	ACCOUNTS_P	9/8/2021	RIVER	13290	RECONCILED	9/14/2021		6,525.00
		AYABLE		EDUCATION					
				SERVICES					
				INC					
38542	90488	ACCOUNTS_P	9/8/2021	ROCHESTER	8627	RECONCILED	9/14/2021		506.25
		AYABLE		100 INC.					
38532	90489	ACCOUNTS_P	9/8/2021	SAM'S CLUB	5566	RECONCILED	9/16/2021		426.82
		AYABLE		DIRECT					
38556	90490	ACCOUNTS_P	9/8/2021	SCHMIDT	7215	RECONCILED	9/14/2021		152.50
		AYABLE		SECURITY					
38543	90491	ACCOUNTS_P	9/8/2021	SCHOLASTIC	7518	RECONCILED	9/21/2021		260.98
		AYABLE		INC.					
38561	90492	ACCOUNTS_P	9/8/2021	SCHOOL	11627	RECONCILED	9/15/2021		1,751.50
		AYABLE		DATE BOOKS					
38520	90493	ACCOUNTS_P	9/8/2021	SCHOOL	7533	RECONCILED	9/13/2021		349.30
		AYABLE		HEALTH					
				CORPORATIO					
				N					
38510	90494	ACCOUNTS_P	9/8/2021	SCHOOL	6538	RECONCILED	9/28/2021		4,544.34
		AYABLE		SPECIALTY					

Start Date: 9/1/2021

End Date: 9/30/2021

## LEXINGTON LOCAL SCHOOLS

### Disbursement Summary Report

Reference Number	Check Number	Type	Date	Name	Vendor #	Status	Reconcile Date	Void Date	Amount
38558	90495	ACCOUNTS_P AYABLE	9/8/2021	SCIENCE INTERACTIV E GROUP LLC	13650	RECONCILED	9/15/2021		\$ 273.48
38526	90496	ACCOUNTS_P AYABLE	9/8/2021	SHARE CORPORATIO N	12061	RECONCILED	9/15/2021		563.74
38524	90497	ACCOUNTS_P AYABLE	9/8/2021	SIESEL DISTRIBUTIN G	10297	RECONCILED	9/17/2021		728.82
38530	90498	ACCOUNTS_P AYABLE	9/8/2021	SMETZ'S TIRE SERVICE CENTER	10453	RECONCILED	9/15/2021		114.00
38525	90499	ACCOUNTS_P AYABLE	9/8/2021	STANDARD PLUMBING & HEATING CO	4036	RECONCILED	9/15/2021		180.00
38548	90500	ACCOUNTS_P AYABLE	9/8/2021	STUDIES WEEKLY	9187	RECONCILED	9/20/2021		2,526.50
38518	90501	ACCOUNTS_P AYABLE	9/8/2021	TREASURER, STATE OF OHIO	9906	RECONCILED	9/15/2021		50.00
38522	90502	ACCOUNTS_P AYABLE	9/8/2021	WOLFF BROS. SUPPLY, INC.	8585	RECONCILED	9/14/2021		424.59
38564	90503	ACCOUNTS_P AYABLE	9/10/2021	AMERICAN EXPRESS	10314	RECONCILED	9/17/2021		962.99
38581	90504	ACCOUNTS_P AYABLE	9/13/2021	JAMES HAYES	13087	RECONCILED	9/14/2021		776.28
38570	90505	ACCOUNTS_P AYABLE	9/13/2021	AKJ EDUCATION	13652	RECONCILED	9/24/2021		51.96
38598	90506	ACCOUNTS_P AYABLE	9/13/2021	ALLEN EAST LOCAL SCHOOLS	13240	RECONCILED	9/28/2021		175.00
38587	90507	ACCOUNTS_P AYABLE	9/13/2021	ALLISON DONLEY	13680	RECONCILED	9/17/2021		156.00
38586	90508	ACCOUNTS_P AYABLE	9/13/2021	AMAZON CAPITAL SERVICES	13575	RECONCILED	9/21/2021		671.79
38571	90509	ACCOUNTS_P AYABLE	9/13/2021	AMY FERGUSON	7477	RECONCILED	9/20/2021		600.00
38565	90510	ACCOUNTS_P AYABLE	9/13/2021	ARMSTRONG TOOL & SUPPLY	7211	RECONCILED	9/17/2021		6,475.61
38590	90511	ACCOUNTS_P AYABLE	9/13/2021	ASHLEY N MCLAUGHLI N	13599	RECONCILED	9/16/2021		145.00
38579	90512	ACCOUNTS_P AYABLE	9/13/2021	BRIDGEWAY ACADEMY	11513	RECONCILED	9/17/2021		640.00
38573	90513	ACCOUNTS_P AYABLE	9/13/2021	CAROLINA BIOLOGICAL SUPPLY CO.	171	RECONCILED	9/20/2021		583.08
38592	90514	ACCOUNTS_P AYABLE	9/13/2021	CHARLES RITTER CO.	907	RECONCILED	9/16/2021		8.06
38612	90515	ACCOUNTS_P AYABLE	9/13/2021	CONCORD THEATRICAL CORP	13643	RECONCILED	9/24/2021		330.00
38607	90516	ACCOUNTS_P AYABLE	9/13/2021	DIANE EIFRID	6217	RECONCILED	9/15/2021		1,697.30
38604	90517	ACCOUNTS_P AYABLE	9/13/2021	ELIZABETH A. RIEGEL	10733	RECONCILED	9/28/2021		200.00
38600	90518	ACCOUNTS_P AYABLE	9/13/2021	ELLEN CHRIST	13679	OUTSTANDIN G			74.89
38567	90519	ACCOUNTS_P AYABLE	9/13/2021	FLINN SCIENTIFIC	5830	RECONCILED	9/17/2021		3,679.24
38613	90520	ACCOUNTS_P AYABLE	9/13/2021	HIGHLAND HIGH	11183	RECONCILED	9/22/2021		200.00

Start Date: 9/1/2021

End Date: 9/30/2021

## LEXINGTON LOCAL SCHOOLS

### Disbursement Summary Report

Reference Number	Check Number	Type	Date	Name	Vendor #	Status	Reconcile Date	Void Date	Amount
38578	90521	ACCOUNTS_P AYABLE	9/13/2021	SCHOOL(ME DINA) HILTON DOUBLETRE E HOTEL	9723	RECONCILED	9/21/2021		\$ 223.91
38610	90522	ACCOUNTS_P AYABLE	9/13/2021	HOLLY HOLMES	13678	RECONCILED	9/21/2021		101.64
38584	90523	ACCOUNTS_P AYABLE	9/13/2021	HOUGHTON MIFFLIN HARCOURT PUBL	373	RECONCILED	9/21/2021		6,455.96
38596	90524	ACCOUNTS_P AYABLE	9/13/2021	JENNIFER LAW	9606	RECONCILED	9/21/2021		79.00
38609	90525	ACCOUNTS_P AYABLE	9/13/2021	KAREN YODER	6646	RECONCILED	9/17/2021		44.25
38593	90526	ACCOUNTS_P AYABLE	9/13/2021	KELL ACE HARDWARE	8329	OUTSTANDIN G			2.00
38599	90527	ACCOUNTS_P AYABLE	9/13/2021	KRISTEN McPEEK	10355	OUTSTANDIN G			35.00
38594	90528	ACCOUNTS_P AYABLE	9/13/2021	LINDA COLLINS	8606	RECONCILED	9/15/2021		58.15
38589	90529	ACCOUNTS_P AYABLE	9/13/2021	MAKE MUSIC INC	7208	RECONCILED	9/29/2021		1,718.79
38582	90530	ACCOUNTS_P AYABLE	9/13/2021	MASSILLON JACKSON H,S,	10472	RECONCILED	9/21/2021		335.00
38574	90531	ACCOUNTS_P AYABLE	9/13/2021	MICHELLE OLECKI	10011	RECONCILED	9/15/2021		1,697.30
38608	90532	ACCOUNTS_P AYABLE	9/13/2021	MID-OHIO ED. SERVICE CENTER	69	RECONCILED	9/15/2021		1,048.00
38575	90533	ACCOUNTS_P AYABLE	9/13/2021	NORTHWEST REGIONAL SYSTEMS	10741	RECONCILED	9/22/2021		1,383.00
38601	90534	ACCOUNTS_P AYABLE	9/13/2021	NORWALK HIGH SCHOOL	11031	RECONCILED	9/17/2021		150.00
38605	90535	ACCOUNTS_P AYABLE	9/13/2021	O.E. MEYER COMPANY	10829	RECONCILED	9/30/2021		6.82
38611	90536	ACCOUNTS_P AYABLE	9/13/2021	OHIO HIGH SCHOOL ATH. ASSOC.	1039	RECONCILED	9/22/2021		170.00
38588	90537	ACCOUNTS_P AYABLE	9/13/2021	POST MASTER	918	RECONCILED	9/28/2021		265.00
38576	90538	ACCOUNTS_P AYABLE	9/13/2021	REALLY GOOD STUFF, INC.	6468	RECONCILED	9/27/2021		57.95
38602	90539	ACCOUNTS_P AYABLE	9/13/2021	RICHLAND PUBLIC HEALTH	624	OUTSTANDIN G			150.00
38585	90540	ACCOUNTS_P AYABLE	9/13/2021	ROCHESTER 100 INC.	8627	RECONCILED	9/24/2021		279.45
38569	90541	ACCOUNTS_P AYABLE	9/13/2021	SCHOOL HEALTH CORPORATIO N	7533	RECONCILED	9/20/2021		442.80
38580	90542	ACCOUNTS_P AYABLE	9/13/2021	SCHOOL SPECIALTY	6538	RECONCILED	9/28/2021		923.28
38591	90543	ACCOUNTS_P AYABLE	9/13/2021	SCOTT HAMILTON	8891	RECONCILED	9/22/2021		285.00
38568	90544	ACCOUNTS_P AYABLE	9/13/2021	SHAR PRODUCTS CO	11549	RECONCILED	9/17/2021		1,662.45
38577	90545	ACCOUNTS_P AYABLE	9/13/2021	STOODT'S FRESH MARKET	13591	RECONCILED	9/17/2021		164.40

Start Date: 9/1/2021

End Date: 9/30/2021

## LEXINGTON LOCAL SCHOOLS

### Disbursement Summary Report

Reference Number	Check Number	Type	Date	Name	Vendor #	Status	Reconcile Date	Void Date	Amount
38606	90546	ACCOUNTS_P AYABLE	9/13/2021	STUDIES WEEKLY	9187	RECONCILED	9/24/2021		\$ 611.25
38583	90547	ACCOUNTS_P AYABLE	9/13/2021	TECHNOLOG Y RECOVERY GROUP LTD	13668	RECONCILED	9/20/2021		1,256.10
38614	90548	ACCOUNTS_P AYABLE	9/13/2021	THE BREWER- GARRETT CO	13529	RECONCILED	9/20/2021		13,578.75
38603	90549	ACCOUNTS_P AYABLE	9/13/2021	THE ESKEN GROUP, LLC	13446	RECONCILED	9/20/2021		1,125.00
38595	90550	ACCOUNTS_P AYABLE	9/13/2021	TREASURER STATE OF OHIO	5996	RECONCILED	9/22/2021		617.50
38566	90551	ACCOUNTS_P AYABLE	9/13/2021	VERNIER SOFTWARE & TECHNOLOG Y	7359	RECONCILED	9/22/2021		182.00
38597	90552	ACCOUNTS_P AYABLE	9/13/2021	WASHINGTO N AUTO PARTS	13295	RECONCILED	9/20/2021		30.67
38572	90553	ACCOUNTS_P AYABLE	9/13/2021	WILSON LANGUAGE TRAINING CORP.	8967	RECONCILED	9/22/2021		914.01
38618	90554	ACCOUNTS_P AYABLE	9/20/2021	JAMES HAYES	13087	RECONCILED	9/21/2021		970.35
38643	90555	ACCOUNTS_P AYABLE	9/21/2021	CURRICULU M ASSOCIATES, INC.	20	RECONCILED	9/28/2021		166.88
38651	90556	ACCOUNTS_P AYABLE	9/21/2021	BLICK ART MATERIALS	153	RECONCILED	9/27/2021		6.74
38628	90557	ACCOUNTS_P AYABLE	9/21/2021	HOUGHTON MIFFLIN HARCOURT PUBL	373	RECONCILED	9/29/2021		6,455.96
38635	90558	ACCOUNTS_P AYABLE	9/21/2021	ZANER- BLOSER	434	RECONCILED	9/28/2021		410.62
38625	90559	ACCOUNTS_P AYABLE	9/21/2021	ALFRED NICKLES BAKERY	613	RECONCILED	9/28/2021		665.43
38641	90560	ACCOUNTS_P AYABLE	9/21/2021	G & L SUPPLY	713	OUTSTANDIN G			217.09
38640	90561	ACCOUNTS_P AYABLE	9/21/2021	TRANSPORTA TION ACCESSORIE S CO.	819	RECONCILED	9/28/2021		359.13
38620	90562	ACCOUNTS_P AYABLE	9/21/2021	LAKESHORE LEARNING MATERIALS	2609	RECONCILED	9/29/2021		99.70
38647	90563	ACCOUNTS_P AYABLE	9/21/2021	MEDINA COUNTY SCHOOLS' ESC	3780	RECONCILED	9/28/2021		120.00
38648	90564	ACCOUNTS_P AYABLE	9/21/2021	USI, INC.	3933	RECONCILED	9/29/2021		318.24
38627	90565	ACCOUNTS_P AYABLE	9/21/2021	CLEARWATE R SYSTEMS	6230	OUTSTANDIN G			89.70
38624	90566	ACCOUNTS_P AYABLE	9/21/2021	CARDINAL BUS SALES & SERVICE	6515	RECONCILED	9/28/2021		2,162.73
38622	90567	ACCOUNTS_P AYABLE	9/21/2021	SCHOOL SPECIALTY	6538	OUTSTANDIN G			606.04
38634	90568	ACCOUNTS_P AYABLE	9/21/2021	THE OHIO STATE UNIVERSITY	6738	OUTSTANDIN G			594.00

Start Date: 9/1/2021

End Date: 9/30/2021

## LEXINGTON LOCAL SCHOOLS

### Disbursement Summary Report

Reference Number	Check Number	Type	Date	Name	Vendor #	Status	Reconcile Date	Void Date	Amount
38642	90569	ACCOUNTS_P AYABLE	9/21/2021	SCHOOL HEALTH CORPORATIO N	7533	OUTSTANDIN G			\$ 441.85
38637	90570	ACCOUNTS_P AYABLE	9/21/2021	KELL ACE HARDWARE	8329	OUTSTANDIN G			8.80
38650	90571	ACCOUNTS_P AYABLE	9/21/2021	HEATHER REMY	8906	OUTSTANDIN G			60.00
38639	90572	ACCOUNTS_P AYABLE	9/21/2021	TEACHER DIRECT	8913	OUTSTANDIN G			159.36
38636	90573	ACCOUNTS_P AYABLE	9/21/2021	ELIZABETH A. RIEGEL	10733	RECONCILED	9/28/2021		300.00
38629	90574	ACCOUNTS_P AYABLE	9/21/2021	OHSBCA	11024	RECONCILED	9/29/2021		25.00
38644	90575	ACCOUNTS_P AYABLE	9/21/2021	KIMBALL MIDWEST	11066	RECONCILED	9/28/2021		101.00
38649	90576	ACCOUNTS_P AYABLE	9/21/2021	THE REHAB CENTER	11246	OUTSTANDIN G			735.00
38632	90577	ACCOUNTS_P AYABLE	9/21/2021	JANELLE WYANT	11426	OUTSTANDIN G			50.00
38630	90578	ACCOUNTS_P AYABLE	9/21/2021	MUSKINGUM UNIVERSITY	11679	RECONCILED	9/28/2021		240.00
38621	90579	ACCOUNTS_P AYABLE	9/21/2021	SMITHFOOD S, INC	11797	RECONCILED	9/28/2021		3,195.66
38646	90580	ACCOUNTS_P AYABLE	9/21/2021	ESPECIAL NEEDS, LLC	11941	OUTSTANDIN G			395.82
38619	90581	ACCOUNTS_P AYABLE	9/21/2021	PAYSCHOOLS	12094	OUTSTANDIN G			2,970.00
38633	90582	ACCOUNTS_P AYABLE	9/21/2021	GALION COMMUNITY HOSPITAL	12104	OUTSTANDIN G			350.00
38645	90583	ACCOUNTS_P AYABLE	9/21/2021	EJ THERAPY INC	13137	RECONCILED	9/28/2021		26,025.00
38626	90584	ACCOUNTS_P AYABLE	9/21/2021	GRETCHEN WINNER	13361	OUTSTANDIN G			449.00
38631	90585	ACCOUNTS_P AYABLE	9/21/2021	AMAZON CAPITAL SERVICES	13575	RECONCILED	9/28/2021		27.87
38638	90586	ACCOUNTS_P AYABLE	9/21/2021	CONCORD THEATRICAL CORP	13643	RECONCILED	9/30/2021		109.60
38623	90587	ACCOUNTS_P AYABLE	9/21/2021	TJ GERHARDT	13681	OUTSTANDIN G			35.00
38653	90588	REFUND	9/21/2021	BRITTANY MILETI	13682	RECONCILED	9/28/2021		100.00
38652	90589	REFUND	9/21/2021	EING, CHARLES	13683	OUTSTANDIN G			66.55
38654	90590	ACCOUNTS_P AYABLE	9/23/2021	OHIO DEPART. OF JOB & FAMILY	935	OUTSTANDIN G			37.01
38655	90591	ACCOUNTS_P AYABLE	9/23/2021	OMEA	8109	OUTSTANDIN G			2,065.00
38656	90592	ACCOUNTS_P AYABLE	9/23/2021	STEALTH PARTNER GROUP	13604	RECONCILED	9/29/2021		44,690.20
38673	90593	ACCOUNTS_P AYABLE	9/23/2021	AMAZON CAPITAL SERVICES	13575	RECONCILED	9/28/2021		686.13
38662	90594	ACCOUNTS_P AYABLE	9/23/2021	EVERY ENTERPRISE S	11381	OUTSTANDIN G			169.00
38670	90595	ACCOUNTS_P AYABLE	9/23/2021	BLICK ART MATERIALS	153	OUTSTANDIN G			102.18
38677	90596	ACCOUNTS_P AYABLE	9/23/2021	CBIZ BENEFITS &	8780	RECONCILED	9/28/2021		2,750.00

Start Date: 9/1/2021

End Date: 9/30/2021

## LEXINGTON LOCAL SCHOOLS

### Disbursement Summary Report

Reference Number	Check Number	Type	Date	Name	Vendor #	Status	Reconcile Date	Void Date	Amount
				INSURANCE					
38672	90597	ACCOUNTS_P AYABLE	9/23/2021	CHRISTOPHE R GLENNON	13459	RECONCILED	9/29/2021		\$ 125.00
38657	90598	ACCOUNTS_P AYABLE	9/23/2021	COLE DISTRIBUTIN G	9752	RECONCILED	9/28/2021		13,665.85
38667	90599	ACCOUNTS_P AYABLE	9/23/2021	COLUMBIA GAS	11662	RECONCILED	9/30/2021		1,100.43
38680	90600	ACCOUNTS_P AYABLE	9/23/2021	ELIZABETH A. RIEGEL	10733	RECONCILED	9/29/2021		300.00
38678	90601	ACCOUNTS_P AYABLE	9/23/2021	GREEN LOCAL SCHOOLS	13686	RECONCILED	9/30/2021		275.00
38668	90602	ACCOUNTS_P AYABLE	9/23/2021	HAYLEY DAVIS	13216	RECONCILED	9/28/2021		525.00
38679	90603	ACCOUNTS_P AYABLE	9/23/2021	JAMES MASI	13685	RECONCILED	9/27/2021		72.75
38663	90604	ACCOUNTS_P AYABLE	9/23/2021	JULIAN & GRUBE, INC.	7084	RECONCILED	9/28/2021		2,200.00
38675	90605	ACCOUNTS_P AYABLE	9/23/2021	LEXINGTON LOCAL SCHOOLS	3377	RECONCILED	9/28/2021		655.47
38666	90606	ACCOUNTS_P AYABLE	9/23/2021	MUSKINGUM UNIVERSITY	11679	RECONCILED	9/28/2021		200.00
38683	90607	ACCOUNTS_P AYABLE	9/23/2021	MYSTERY SCIENCE	13149	OUTSTANDIN G			69.00
38681	90608	ACCOUNTS_P AYABLE	9/23/2021	OHIO.NET INTERNET PROVIDERS	13038	RECONCILED	9/28/2021		459.11
38659	90609	ACCOUNTS_P AYABLE	9/23/2021	OHSBCA	11024	OUTSTANDIN G			120.00
38658	90610	ACCOUNTS_P AYABLE	9/23/2021	RENHILL GROUP, INC.	10075	RECONCILED	9/28/2021		6,880.93
38665	90611	ACCOUNTS_P AYABLE	9/23/2021	RICHARD POTTER	9171	OUTSTANDIN G			125.00
38684	90612	ACCOUNTS_P AYABLE	9/23/2021	ROB ROTH	12069	RECONCILED	9/30/2021		11.66
38685	90613	ACCOUNTS_P AYABLE	9/23/2021	SHELBY PRINTING, INC.	955	RECONCILED	9/27/2021		269.46
38682	90614	ACCOUNTS_P AYABLE	9/23/2021	SHOOK CONSTRUCTI ON CO	13525	RECONCILED	9/29/2021		2,841,049.40
38661	90615	ACCOUNTS_P AYABLE	9/23/2021	SUNBELT RENTALS	7776	OUTSTANDIN G			1,121.45
38669	90616	ACCOUNTS_P AYABLE	9/23/2021	TRUCK SALES & SERVICE, INC.	8892	RECONCILED	9/28/2021		216.61
38671	90617	ACCOUNTS_P AYABLE	9/23/2021	UCP OF GREATER CLEVELAND	13006	RECONCILED	9/29/2021		8,950.00
38664	90618	ACCOUNTS_P AYABLE	9/23/2021	VERIZON WIRELESS	7415	RECONCILED	9/29/2021		342.58
38674	90619	ACCOUNTS_P AYABLE	9/23/2021	WHITEHALL HIGH SCHOOL	13603	OUTSTANDIN G			250.00
38676	90620	ACCOUNTS_P AYABLE	9/23/2021	WILSON LANGUAGE TRAINING CORP.	8967	RECONCILED	9/30/2021		120.20
38660	90621	ACCOUNTS_P AYABLE	9/23/2021	ZANER- BLOSER	434	RECONCILED	9/28/2021		2,042.39
38696	90622	ACCOUNTS_P AYABLE	9/27/2021	MID-OHIO ED. SERVICE CENTER	69	OUTSTANDIN G			2,258.00



Start Date: 9/1/2021

End Date: 9/30/2021

## LEXINGTON LOCAL SCHOOLS

### Disbursement Summary Report

Reference Number	Check Number	Type	Date	Name	Vendor #	Status	Reconcile Date	Void Date	Amount
38697	90623	ACCOUNTS_P AYABLE	9/27/2021	CULLIGAN QUALITY WATER	610	OUTSTANDIN G			\$ 200.52
38692	90624	ACCOUNTS_P AYABLE	9/27/2021	MVD SPORTS	6482	OUTSTANDIN G			1,214.00
38690	90625	ACCOUNTS_P AYABLE	9/27/2021	GRADY ENTERPRISE S, INC.	9664	OUTSTANDIN G			1,088.72
38699	90626	ACCOUNTS_P AYABLE	9/27/2021	ABLENET, INC.	10692	OUTSTANDIN G			585.00
38698	90627	ACCOUNTS_P AYABLE	9/27/2021	SYCAMORE SPRINGS GOLF COURSE	11384	OUTSTANDIN G			196.00
38694	90628	ACCOUNTS_P AYABLE	9/27/2021	DIRECT ENERGY BUSINESS	11543	OUTSTANDIN G			107.19
38700	90629	ACCOUNTS_P AYABLE	9/27/2021	MALONE UNIVERSITY	11976	OUTSTANDIN G			200.00
38691	90630	ACCOUNTS_P AYABLE	9/27/2021	JAMES HAYES	13087	OUTSTANDIN G			776.28
38695	90631	ACCOUNTS_P AYABLE	9/27/2021	RYAN OLIVER	13175	OUTSTANDIN G			35.00
38693	90632	ACCOUNTS_P AYABLE	9/27/2021	AMAZON CAPITAL SERVICES	13575	OUTSTANDIN G			1,174.62
38701	90633	ACCOUNTS_P AYABLE	9/28/2021	AMERICAN ELECTRIC POWER	701	OUTSTANDIN G			17,824.19
38702	90634	ACCOUNTS_P AYABLE	9/28/2021	CARDINAL BUS SALES & SERVICE	6515	OUTSTANDIN G			305.98
38719	90635	ACCOUNTS_P AYABLE	9/28/2021	CINDY SHASKY	11569	OUTSTANDIN G			29.91
38703	90636	ACCOUNTS_P AYABLE	9/28/2021	COLE DISTRIBUTIN G	9752	OUTSTANDIN G			3,819.73
38704	90637	ACCOUNTS_P AYABLE	9/28/2021	COMDOC INC	13671	OUTSTANDIN G			58.06
38705	90638	ACCOUNTS_P AYABLE	9/28/2021	CONCORD THEATRICAL CORP	13643	OUTSTANDIN G			2,999.62
38706	90639	ACCOUNTS_P AYABLE	9/28/2021	FINLEY'S FACILITIES SERVICES	13571	OUTSTANDIN G			471.35
38707	90640	ACCOUNTS_P AYABLE	9/28/2021	HOLLY'S BOOK RACK	7409	OUTSTANDIN G			8,397.45
38708	90641	ACCOUNTS_P AYABLE	9/28/2021	KROGER COMPANY	5498	OUTSTANDIN G			14.74
38709	90642	ACCOUNTS_P AYABLE	9/28/2021	MEDINA COUNTY SCHOOLS' ESC	3780	OUTSTANDIN G			180.00
38710	90643	ACCOUNTS_P AYABLE	9/28/2021	MID-OHIO ED. SERVICE CENTER	69	OUTSTANDIN G			7,000.00
38711	90644	ACCOUNTS_P AYABLE	9/28/2021	NCS PEARSON, INC.	10047	OUTSTANDIN G			2,283.75
38712	90645	ACCOUNTS_P AYABLE	9/28/2021	OAASFEP SPRING CONFERENC E	6451	OUTSTANDIN G			450.00
38713	90646	ACCOUNTS_P AYABLE	9/28/2021	OHIO HEALTH CONSORTIU	10192	OUTSTANDIN G			245.00

Start Date: 9/1/2021

End Date: 9/30/2021

## LEXINGTON LOCAL SCHOOLS

### Disbursement Summary Report

Reference Number	Check Number	Type	Date	Name	Vendor #	Status	Reconcile Date	Void Date	Amount
38714	90647	ACCOUNTS_P AYABLE	9/28/2021	M PIONEER MANUFACTU RING CO.	1020	OUTSTANDIN G			\$ 935.06
38715	90648	ACCOUNTS_P AYABLE	9/28/2021	PORTER, JAY	11037	OUTSTANDIN G			64.95
38716	90649	ACCOUNTS_P AYABLE	9/28/2021	RIFTON EQUIPMENT	8786	OUTSTANDIN G			1,826.25
38717	90650	ACCOUNTS_P AYABLE	9/28/2021	SCHOOL HEALTH CORPORATIO N	7533	OUTSTANDIN G			297.86
38718	90651	ACCOUNTS_P AYABLE	9/28/2021	SCHOOL SPECIALTY	6538	OUTSTANDIN G			496.43
38720	90652	ACCOUNTS_P AYABLE	9/28/2021	SIESEL DISTRIBUTIN G	10297	OUTSTANDIN G			155.94
38721	90653	ACCOUNTS_P AYABLE	9/28/2021	SMETZ'S TIRE SERVICE CENTER	10453	OUTSTANDIN G			1,090.30
38722	90654	ACCOUNTS_P AYABLE	9/28/2021	SYCAMORE SPRINGS GOLF COURSE	11384	OUTSTANDIN G			168.00
38723	90655	ACCOUNTS_P AYABLE	9/28/2021	TRANSPORTA TION ACCESSORIE S CO.	819	OUTSTANDIN G			1,397.06
38724	90656	ACCOUNTS_P AYABLE	9/28/2021	TRICIA L. VOLZ	1158	OUTSTANDIN G			52.27
38725	90657	ACCOUNTS_P AYABLE	9/28/2021	WASHINGTON AUTO PARTS	13295	OUTSTANDIN G			1,038.10
38731	90658	REFUND	9/29/2021	33 FOREVER, INC	13433	OUTSTANDIN G			940.00
38784	90659	ACCOUNTS_P AYABLE	9/30/2021	NETWORK SERVICES COMPANY	10101	OUTSTANDIN G			578.90
38737	90660	ACCOUNTS_P AYABLE	9/30/2021	AMAZON CAPITAL SERVICES	13575	OUTSTANDIN G			1,281.76
38780	90661	ACCOUNTS_P AYABLE	9/30/2021	AMERICAN EXPRESS	10314	OUTSTANDIN G			86.00
38751	90662	ACCOUNTS_P AYABLE	9/30/2021	ARCHBISHOP HOBAN	13580	OUTSTANDIN G			350.00
38748	90663	ACCOUNTS_P AYABLE	9/30/2021	ASHLAND CITY SCHOOLS	9389	OUTSTANDIN G			280.00
38774	90664	ACCOUNTS_P AYABLE	9/30/2021	BUCKEYE ASSOCIATIO N OF	9071	OUTSTANDIN G			944.82
38778	90665	ACCOUNTS_P AYABLE	9/30/2021	BUCKEYE CENTRAL H.S.	6261	OUTSTANDIN G			75.00
38753	90666	ACCOUNTS_P AYABLE	9/30/2021	CHARLES RITTER CO.	907	OUTSTANDIN G			230.76
38773	90667	ACCOUNTS_P AYABLE	9/30/2021	CLARK- SHAWNEE LSD	13498	OUTSTANDIN G			200.00
38775	90668	ACCOUNTS_P AYABLE	9/30/2021	CMC NEPTUNE LLC	13690	OUTSTANDIN G			1,000.00
38767	90669	ACCOUNTS_P AYABLE	9/30/2021	COLE DISTRIBUTIN G	9752	OUTSTANDIN G			603.90

Start Date: 9/1/2021

End Date: 9/30/2021

## LEXINGTON LOCAL SCHOOLS

### Disbursement Summary Report

Reference Number	Check Number	Type	Date	Name	Vendor #	Status	Reconcile Date	Void Date	Amount
38754	90670	ACCOUNTS_P AYABLE	9/30/2021	COMMERICA L PARTS & SERVICE	11505	OUTSTANDIN G			\$ 308.30
38762	90671	ACCOUNTS_P AYABLE	9/30/2021	BRAD DAVIES	10215	OUTSTANDIN G			125.00
38756	90672	ACCOUNTS_P AYABLE	9/30/2021	DRAIN PRO	11678	OUTSTANDIN G			165.00
38735	90673	ACCOUNTS_P AYABLE	9/30/2021	DUBLIN JEROME HIGH SCHOOL	13466	OUTSTANDIN G			300.00
38745	90674	ACCOUNTS_P AYABLE	9/30/2021	JESSICA DUFFEY	11215	OUTSTANDIN G			225.00
38769	90675	ACCOUNTS_P AYABLE	9/30/2021	G & L SUPPLY	713	OUTSTANDIN G			132.10
38783	90676	ACCOUNTS_P AYABLE	9/30/2021	GALION HIGH SCHOOL	11034	OUTSTANDIN G			250.00
38746	90677	ACCOUNTS_P AYABLE	9/30/2021	CHRISTOPHE R GLENNON	13459	OUTSTANDIN G			125.00
38781	90678	ACCOUNTS_P AYABLE	9/30/2021	GRAINGER	5843	OUTSTANDIN G			109.08
38771	90679	ACCOUNTS_P AYABLE	9/30/2021	JAMES HAYES	13087	OUTSTANDIN G			776.28
38776	90680	ACCOUNTS_P AYABLE	9/30/2021	HILLIARD BRADLEY HS	11676	OUTSTANDIN G			200.00
38761	90681	ACCOUNTS_P AYABLE	9/30/2021	HILLYARD OHIO	13569	OUTSTANDIN G			454.64
38744	90682	ACCOUNTS_P AYABLE	9/30/2021	J & B ACCOUSTICA L	1555	OUTSTANDIN G			409.76
38742	90683	ACCOUNTS_P AYABLE	9/30/2021	KELL ACE HARDWARE	8329	OUTSTANDIN G			279.96
38764	90684	ACCOUNTS_P AYABLE	9/30/2021	LEXINGTON CONCRETE &	273	OUTSTANDIN G			187.00
38779	90685	ACCOUNTS_P AYABLE	9/30/2021	LIMA CENTRAL CATHOLIC HS	13584	OUTSTANDIN G			240.00
38741	90686	ACCOUNTS_P AYABLE	9/30/2021	LOWE'S	5906	OUTSTANDIN G			37.96
38738	90687	ACCOUNTS_P AYABLE	9/30/2021	JALEN JONES	13518	OUTSTANDIN G			450.00
38747	90688	ACCOUNTS_P AYABLE	9/30/2021	MARION HARDING HIGH SCHOOL	9387	OUTSTANDIN G			200.00
38752	90689	ACCOUNTS_P AYABLE	9/30/2021	MEDINA CITY SCHOOLS	11161	OUTSTANDIN G			250.00
38733	90690	ACCOUNTS_P AYABLE	9/30/2021	MENARDS	10810	OUTSTANDIN G			731.72
38734	90691	ACCOUNTS_P AYABLE	9/30/2021	MID-OHIO ED. SERVICE CENTER	69	OUTSTANDIN G			200.00
38768	90692	ACCOUNTS_P AYABLE	9/30/2021	MINUTEMAN PRESS	10766	OUTSTANDIN G			417.59
38770	90693	ACCOUNTS_P AYABLE	9/30/2021	ONTARIO ATHLETIC DEPT.	1034	OUTSTANDIN G			350.00
38777	90694	ACCOUNTS_P AYABLE	9/30/2021	PEPPLE & WAGGONER, LTD.	5883	OUTSTANDIN G			352.00
38759	90695	ACCOUNTS_P AYABLE	9/30/2021	RYAN RIGGLEMAN	13021	OUTSTANDIN G			125.00
38739	90696	ACCOUNTS_P AYABLE	9/30/2021	RUMPKE	11508	OUTSTANDIN G			966.47

Start Date: 9/1/2021

End Date: 9/30/2021

## LEXINGTON LOCAL SCHOOLS

### Disbursement Summary Report

Reference Number	Check Number	Type	Date	Name	Vendor #	Status	Reconcile Date	Void Date	Amount
38749	90697	ACCOUNTS_P AYABLE	9/30/2021	SCHMIDT SECURITY	7215	OUTSTANDIN G			\$ 1,480.50
38732	90698	ACCOUNTS_P AYABLE	9/30/2021	SCHOLASTIC INC.	7518	OUTSTANDIN G			4,215.64
38758	90699	ACCOUNTS_P AYABLE	9/30/2021	SCHOOL SPECIALTY	6538	OUTSTANDIN G			2.07
38772	90700	ACCOUNTS_P AYABLE	9/30/2021	SENECA EAST	11848	OUTSTANDIN G			250.00
38766	90701	ACCOUNTS_P AYABLE	9/30/2021	SHERWIN- WILLIAMS CO.	741	OUTSTANDIN G			69.65
38750	90702	ACCOUNTS_P AYABLE	9/30/2021	SIEMENS INDUSTRY, INC.	6361	OUTSTANDIN G			12,842.00
38757	90703	ACCOUNTS_P AYABLE	9/30/2021	SIESEL DISTRIBUTIN G	10297	OUTSTANDIN G			195.00
38736	90704	ACCOUNTS_P AYABLE	9/30/2021	ELIZABETH A. RIEGEL	10733	OUTSTANDIN G			250.00
38740	90705	ACCOUNTS_P AYABLE	9/30/2021	STANTON SHEET MUSIC	22	OUTSTANDIN G			726.90
38765	90706	ACCOUNTS_P AYABLE	9/30/2021	VICKIE STIMA	9690	OUTSTANDIN G			26.88
38743	90707	ACCOUNTS_P AYABLE	9/30/2021	TEAM SPORTS, INC	11017	OUTSTANDIN G			1,347.00
38782	90708	ACCOUNTS_P AYABLE	9/30/2021	THE ESKEN GROUP, LLC	13446	OUTSTANDIN G			2,565.00
38763	90709	ACCOUNTS_P AYABLE	9/30/2021	MEGAN THOMPSON	13687	OUTSTANDIN G			44.68
38760	90710	ACCOUNTS_P AYABLE	9/30/2021	WESTBROOK COUNTY CLUB	8441	OUTSTANDIN G			3,750.00
38755	90711	ACCOUNTS_P AYABLE	9/30/2021	JANELLE WYANT	11426	OUTSTANDIN G			128.40
38785	90712	ACCOUNTS_P AYABLE	9/30/2021	LEXINGTON ATHLETIC DEPT.	3520	OUTSTANDIN G			5,178.00
38616	691718	ACCOUNTS_P AYABLE	9/13/2021	LEXINGTON SCHOOLS - PAYROLL	900934	RECONCILED	9/13/2021		8,246.14
38687	691719	ACCOUNTS_P AYABLE	9/23/2021	ANTHEM BENEFIT SERVICES	900902	RECONCILED	9/23/2021		363,671.08
38688	691720	ACCOUNTS_P AYABLE	9/23/2021	MEMO- S.E.R.S.	900997	RECONCILED	9/23/2021		2,724.03
38686	691721	ACCOUNTS_P AYABLE	9/23/2021	MEMO- S.T.R.S.	900998	RECONCILED	9/23/2021		7,264.63
38689	691722	ACCOUNTS_P AYABLE	9/23/2021	MEMO-MID OHIO ESC	900069	RECONCILED	9/23/2021		28,659.30
38726	691723	ACCOUNTS_P AYABLE	9/14/2021	GORDON FOOD SERVICE	900652	RECONCILED	9/14/2021		30,864.56
38727	691724	ACCOUNTS_P AYABLE	9/18/2021	ZIONS BANCORPOR ATION, NATIONAL	900319	RECONCILED	9/18/2021		2,670,853.13
38730	691725	ACCOUNTS_P AYABLE	9/29/2021	LEXINGTON SCHOOLS - PAYROLL	900934	RECONCILED	9/29/2021		8,425.10
38728	691726	ACCOUNTS_P AYABLE	9/29/2021	MEMO- S.E.R.S.	900997	RECONCILED	9/29/2021		47,826.00
38729	691727	ACCOUNTS_P AYABLE	9/29/2021	MEMO- S.T.R.S.	900998	RECONCILED	9/29/2021		121,834.00
38787	691728	ACCOUNTS_P AYABLE	9/30/2021	MEMO- S.E.R.S.	900997	RECONCILED	9/30/2021		2,792.69

Start Date: 9/1/2021

End Date: 9/30/2021

## LEXINGTON LOCAL SCHOOLS Disbursement Summary Report

Reference Number	Check Number	Type	Date	Name	Vendor #	Status	Reconcile Date	Void Date	Amount
38786	691729	ACCOUNTS_P AYABLE	9/30/2021	MEMO- S.T.R.S.	900998	RECONCILED	9/30/2021		\$ 7,194.16
38788	691730	ACCOUNTS_P AYABLE	9/30/2021	MEMO- S.E.R.S.	900997	RECONCILED	9/30/2021		67,942.77
<b>Grand Total</b>									<b>\$ 7,803,065.67</b>

Start Date: 9/01/2021

End Date: 9/30/2021

## LEXINGTON LOCAL SCHOOLS

### Receipts Ledger Report

Receipt #	Line #	Date	Type	Description	Full Account Code	Amount
<b>Fund: 001</b>						
<b>Receipt: 1211</b>						
76252	1	9/3/2021	RC	Preschool tuition	001-1211-0000-000000-500	\$ 750.00
76285	9	9/14/2021	RC	Preschool Tuition	001-1211-0000-000000-500	200.00
76313	1	9/20/2021	RC	Tuition	001-1211-0000-000000-000	680.41
76317	1	9/20/2021	RC	Preschool tuition	001-1211-0000-000000-500	500.00
76322	1	9/21/2021	RC	Preschool tuition	001-1211-0000-000000-500	200.00
76336	1	9/23/2021	RC	Preschool tuition	001-1211-0000-000000-500	100.00
76337	1	9/24/2021	RC	Preschool tuition	001-1211-0000-000000-500	200.00
76342	1	9/27/2021	RC	Tuition	001-1211-0000-000000-000	2,041.23
76359	1	9/30/2021	RC	Preschool tuition	001-1211-0000-000000-500	400.00
						<b>\$ 5,071.64</b>
<b>Receipt: 1227</b>						
76245	15	9/3/2021	RC	Open Enrollment Revenue	001-1227-0000-000000-000	250.84
76283	15	9/17/2021	RC	Open Enrollment Revenue	001-1227-0000-000000-000	250.83
						<b>\$ 501.67</b>
<b>Receipt: 1410</b>						
76360	1	9/30/2021	RC	Richland Bank Interest	001-1410-0000-000000-000	10,604.86
						<b>\$ 10,604.86</b>
<b>Receipt: 1740</b>						
76246	1	9/2/2021	RC	School fees	001-1740-0000-000000-100	174.00
76251	2	9/3/2021	RC	Western school fees	001-1740-0000-000000-500	96.00
76253	1	9/3/2021	RC	School fees	001-1740-0000-000000-100	37.50
76265	1	9/8/2021	RC	School fees	001-1740-0000-000000-100	74.00
76266	1	9/8/2021	RC	School fees	001-1740-0000-000000-200	60.00
76267	2	9/8/2021	RC	Central school fees	001-1740-0000-000000-400	72.00
76268	2	9/8/2021	RC	Central school fees	001-1740-0000-000000-400	48.00
76269	2	9/8/2021	RC	Central school fees	001-1740-0000-000000-400	720.00
76271	1	9/10/2021	RC	School fees	001-1740-0000-000000-100	50.00
76292	2	9/15/2021	RC	School Fees - Colin Rayburn	001-1740-0000-000000-400	30.00
76305	2	9/20/2021	RC	School Fees - Tessa Them	001-1740-0000-000000-300	25.00
76317	2	9/20/2021	RC	Western School Fees	001-1740-0000-000000-500	24.00
76320	2	9/20/2021	RC	Central school fees	001-1740-0000-000000-400	96.00
76319	1	9/21/2021	RC	Eastern school fees	001-1740-0000-000000-300	180.00
76343	2	9/27/2021	RC	School Fees	001-1740-0000-000000-100	89.00
76351	1	9/30/2021	RC	HS Fees - Pay For It	001-1740-0000-000000-100	262.00
76351	2	9/30/2021	RC	Central Fees - Pay For It	001-1740-0000-000000-400	150.00
76351	3	9/30/2021	RC	Jr High Fees - Pay For It	001-1740-0000-000000-200	78.00
76351	4	9/30/2021	RC	Eastern Fees - Pay For It	001-1740-0000-000000-300	270.00
76351	5	9/30/2021	RC	Western Fees - Pay For It	001-1740-0000-000000-500	180.00

Start Date: 9/01/2021

End Date: 9/30/2021

## LEXINGTON LOCAL SCHOOLS Receipts Ledger Report

Receipt #	Line #	Date	Type	Description	Full Account Code	Amount	
						<b>\$ 2,715.50</b>	
<b>Receipt:</b>	<b>1890</b>						
76260	1	9/7/2021	RC	BWC Refund	001-1890-0000-000000-000	\$ 665.00	
76314	3	9/20/2021	RC	Aspire Reimb	001-1890-0000-000000-000	50.00	
76314	4	9/20/2021	RC	Verizon Refunds	001-1890-0000-000000-000	927.29	
						<b>\$ 1,642.29</b>	
<b>Receipt:</b>	<b>3110</b>						
76245	1	9/3/2021	RC	Opportunity Grant	001-3110-0000-000000-000	260,450.09	
76245	2	9/3/2021	RC	Targeted Assistance	001-3110-0000-000000-000	32,892.64	
76245	3	9/3/2021	RC	K-3 Literacy Funding	001-3110-0000-000000-000	5,948.56	
76245	5	9/3/2021	RC	Limited English Prof Funding	001-3110-0000-000000-000	122.71	
76245	6	9/3/2021	RC	Gifted Education Funding	001-3110-0000-000000-000	5,092.68	
76245	7	9/3/2021	RC	Transportation	001-3110-0000-000000-000	22,763.69	
76245	8	9/3/2021	RC	Special Education Funding	001-3110-0000-000000-000	50,084.00	
76245	9	9/3/2021	RC	Graduation Bonus	001-3110-0000-000000-000	1,658.97	
76245	10	9/3/2021	RC	Third Grade Reading Bonus	001-3110-0000-000000-000	994.42	
76245	12	9/3/2021	RC	Enrollment Growth Supplement	001-3110-0000-000000-000	0.00	
76245	13	9/3/2021	RC	Preschool Special Educ Funding	001-3110-0000-000000-000	6,806.85	
76245	14	9/3/2021	RC	Special Educ Transportation	001-3110-0000-000000-000	2,674.45	
76245	21	9/3/2021	RC	JV01 FY2021 Final #1	001-3110-0000-000000-000	7,153.43	
76283	1	9/17/2021	RC	Opportunity Grant	001-3110-0000-000000-000	260,450.10	
76283	2	9/17/2021	RC	Targeted Assistance	001-3110-0000-000000-000	32,892.64	
76283	3	9/17/2021	RC	K-3 Literacy Funding	001-3110-0000-000000-000	5,948.56	
76283	5	9/17/2021	RC	Limited English Prof Funding	001-3110-0000-000000-000	122.71	
76283	6	9/17/2021	RC	Gifted Education Funding	001-3110-0000-000000-000	5,092.68	
76283	7	9/17/2021	RC	Transportation	001-3110-0000-000000-000	22,763.69	
76283	8	9/17/2021	RC	Special Education Funding	001-3110-0000-000000-000	50,084.00	
76283	9	9/17/2021	RC	Graduation Bonus	001-3110-0000-000000-000	1,658.97	
76283	10	9/17/2021	RC	Third Grade Reading Bonus	001-3110-0000-000000-000	994.42	
76283	12	9/17/2021	RC	Enrollment Growth Supplement	001-3110-0000-000000-000	0.00	
76283	13	9/17/2021	RC	Preschool Special Educ Funding	001-3110-0000-000000-000	6,806.84	
76283	14	9/17/2021	RC	Special Educ Transportation	001-3110-0000-000000-000	2,674.45	
						<b>\$ 786,131.55</b>	
<b>Receipt:</b>	<b>3131</b>						
76300	1	9/20/2021	RC	Rollback- General Morrow	001-3131-0000-000000-000	1,279.38	
76300	2	9/20/2021	RC	Rollback Emerg Levy - Morrow	001-3131-0000-000000-000	825.21	
76300	4	9/20/2021	RC	2 1/2 RB - Real Est - Morrow	001-3131-0000-000000-000	212.12	
76300	5	9/20/2021	RC	2 1/2 RB - Emerg Levy - Morrow	001-3131-0000-000000-000	136.82	
						<b>\$ 2,453.53</b>	
<b>Receipt:</b>	<b>3211</b>						

Start Date: 9/01/2021

End Date: 9/30/2021

## LEXINGTON LOCAL SCHOOLS

### Receipts Ledger Report

Receipt #	Line #	Date	Type	Description	Full Account Code	Amount
76245	4	9/3/2021	RC	Economic Disadvantaged Funding	001-3211-0000-000000-000	\$ 2,383.81
76283	4	9/17/2021	RC	Economic Disadvantaged Funding	001-3211-0000-000000-000	2,383.81
<b>Receipt: 3219</b>						<b>\$ 4,767.62</b>
76245	11	9/3/2021	RC	Career Tech Education Funding	001-3219-0000-000000-000	717.70
76283	11	9/17/2021	RC	Career Tech Education Funding	001-3219-0000-000000-000	717.70
<b>Receipt: 3300</b>						<b>\$ 1,435.40</b>
76355	1	9/30/2021	RC	MEDICAID Recd -9/23	001-3300-0000-000000-000	229.73
<b>Receipt: 5300</b>						<b>\$ 229.73</b>
76285	5	9/14/2021	RC	SERS Refund FY 2020	001-5300-0000-000000-000	28,602.55
						<b>\$ 28,602.55</b>
<b>Fund: 003</b>						<b>\$ 844,156.34</b>
<b>Receipt: 3131</b>						
76300	3	9/20/2021	RC	Rollback- Perm Impt - Morrow	003-3131-0000-000000-000	102.04
76300	6	9/20/2021	RC	2 1/2 RB - PI Levy - Morrow	003-3131-0000-000000-000	16.92
						<b>\$ 118.96</b>
<b>Fund: 004</b>						<b>\$ 118.96</b>
<b>Receipt: 1410</b>						
76360	6	9/30/2021	RC	LFI Fund	004-1410-0000-000000-000	9.69
<b>Receipt: 1820</b>						<b>\$ 9.69</b>
76346	1	9/27/2021	RC	Building Project Donations (Harris)	004-1820-0000-000000-000	60.00
76354	1	9/29/2021	RC	Building Project Donations (Harris)	004-1820-0000-000000-000	50.00
76358	1	9/30/2021	RC	Building Project Donations (Harris)	004-1820-0000-000000-000	75.00
						<b>\$ 185.00</b>
<b>Fund: 006</b>						<b>\$ 194.69</b>
<b>Receipt: 1410</b>						
76360	4	9/30/2021	RC	Richland Bank Interest	006-1410-0000-000000-000	0.00
<b>Receipt: 1511</b>						<b>\$ 0.00</b>
76284	26	9/3/2021	RC	HS Breakfast	006-1511-0000-000000-100	12.75
76284	27	9/3/2021	RC	Jr. Hi Breakfast	006-1511-0000-000000-200	0.00
76284	28	9/3/2021	RC	Eastern Breakfast	006-1511-0000-000000-300	0.75
76284	29	9/3/2021	RC	Central Breakfast	006-1511-0000-000000-400	0.00
76284	30	9/3/2021	RC	Western Breakfast	006-1511-0000-000000-500	0.00



Start Date: 9/01/2021

End Date: 9/30/2021

## LEXINGTON LOCAL SCHOOLS

### Receipts Ledger Report

Receipt #	Line #	Date	Type	Description	Full Account Code	Amount
76340	26	9/24/2021	RC	HS Breakfast	006-1511-0000-000000-100	\$ 26.00
76340	27	9/24/2021	RC	Jr. Hi Breakfast	006-1511-0000-000000-200	0.00
76340	28	9/24/2021	RC	Eastern Breakfast	006-1511-0000-000000-300	0.00
76340	29	9/24/2021	RC	Central Breakfast	006-1511-0000-000000-400	0.50
76340	30	9/24/2021	RC	Western Breakfast	006-1511-0000-000000-500	0.00
76357	26	9/30/2021	RC	HS Breakfast	006-1511-0000-000000-100	19.20
76357	27	9/30/2021	RC	Jr. Hi Breakfast	006-1511-0000-000000-200	0.00
76357	28	9/30/2021	RC	Eastern Breakfast	006-1511-0000-000000-300	0.75
76357	29	9/30/2021	RC	Central Breakfast	006-1511-0000-000000-400	0.00
76357	30	9/30/2021	RC	Western Breakfast	006-1511-0000-000000-500	0.00
						<b>\$ 59.95</b>
<b>Receipt:</b>	<b>1512</b>					
76284	1	9/3/2021	RC	HS Stu. Type A	006-1512-0000-000000-100	0.00
76284	5	9/3/2021	RC	HS ROA Stu. Type A	006-1512-0000-000000-100	(193.80)
76284	6	9/3/2021	RC	Jr Hi Stu. Type A	006-1512-0000-000000-200	0.00
76284	10	9/3/2021	RC	Jr. Hi ROA Stu Type A	006-1512-0000-000000-200	(56.65)
76284	11	9/3/2021	RC	Eastern Stu. Type A	006-1512-0000-000000-300	0.00
76284	15	9/3/2021	RC	Eastern ROA Stu. Type A	006-1512-0000-000000-300	(1.85)
76284	16	9/3/2021	RC	Central Stu. Type A	006-1512-0000-000000-400	0.00
76284	20	9/3/2021	RC	Central ROA Stu. Type A	006-1512-0000-000000-400	(6.65)
76284	21	9/3/2021	RC	Western Stu. Type A	006-1512-0000-000000-500	0.00
76284	25	9/3/2021	RC	Western ROA Stu. Type A	006-1512-0000-000000-500	0.00
76340	1	9/24/2021	RC	HS Stu. Type A	006-1512-0000-000000-100	2.85
76340	5	9/24/2021	RC	HS ROA Stu. Type A	006-1512-0000-000000-100	(231.10)
76340	6	9/24/2021	RC	Jr Hi Stu. Type A	006-1512-0000-000000-200	0.00
76340	10	9/24/2021	RC	Jr. Hi ROA Stu Type A	006-1512-0000-000000-200	(146.70)
76340	11	9/24/2021	RC	Eastern Stu. Type A	006-1512-0000-000000-300	0.00
76340	15	9/24/2021	RC	Eastern ROA Stu. Type A	006-1512-0000-000000-300	59.25
76340	16	9/24/2021	RC	Central Stu. Type A	006-1512-0000-000000-400	0.00
76340	20	9/24/2021	RC	Central ROA Stu. Type A	006-1512-0000-000000-400	(2.69)
76340	21	9/24/2021	RC	Western Stu. Type A	006-1512-0000-000000-500	0.00
76340	25	9/24/2021	RC	Western ROA Stu. Type A	006-1512-0000-000000-500	(15.00)
76351	6	9/30/2021	RC	HS Lunch - Pay For It	006-1512-0000-000000-100	641.75
76351	7	9/30/2021	RC	Jr High Lunch - Pay For It	006-1512-0000-000000-200	90.00
76351	8	9/30/2021	RC	Eastern Lunch - Pay For It	006-1512-0000-000000-300	35.00
76351	9	9/30/2021	RC	Central Lunch - Pay For It	006-1512-0000-000000-400	50.00
76351	10	9/30/2021	RC	Western Lunch - Pay For It	006-1512-0000-000000-500	0.00
76357	1	9/30/2021	RC	HS Stu. Type A	006-1512-0000-000000-100	0.00
76357	5	9/30/2021	RC	HS ROA Stu. Type A	006-1512-0000-000000-100	(409.70)
76357	6	9/30/2021	RC	Jr Hi Stu. Type A	006-1512-0000-000000-200	0.00

Start Date: 9/01/2021

End Date: 9/30/2021

## LEXINGTON LOCAL SCHOOLS

### Receipts Ledger Report

Receipt #	Line #	Date	Type	Description	Full Account Code	Amount
76357	10	9/30/2021	RC	Jr. Hi ROA Stu Type A	006-1512-0000-000000-200	\$ (139.60)
76357	11	9/30/2021	RC	Eastern Stu. Type A	006-1512-0000-000000-300	0.00
76357	15	9/30/2021	RC	Eastern ROA Stu. Type A	006-1512-0000-000000-300	(25.45)
76357	16	9/30/2021	RC	Central Stu. Type A	006-1512-0000-000000-400	0.00
76357	20	9/30/2021	RC	Central ROA Stu. Type A	006-1512-0000-000000-400	(5.90)
76357	21	9/30/2021	RC	Western Stu. Type A	006-1512-0000-000000-500	0.00
76357	25	9/30/2021	RC	Western ROA Stu. Type A	006-1512-0000-000000-500	(17.75)
						<b>\$ (373.99)</b>
<b>Receipt:</b>	<b>1513</b>					
76284	3	9/3/2021	RC	HS Stu. ALa Carte	006-1513-0000-000000-100	305.05
76284	8	9/3/2021	RC	Jr. Hi Stu. Ala Carte	006-1513-0000-000000-200	110.65
76284	13	9/3/2021	RC	Eastern Stu. Ala Carte	006-1513-0000-000000-300	21.85
76284	18	9/3/2021	RC	Central Stu. Ala Carte	006-1513-0000-000000-400	0.00
76284	23	9/3/2021	RC	Western Stu. Ala Carte	006-1513-0000-000000-500	1.75
76292	1	9/15/2021	RC	Central Lunch account	006-1513-0000-000000-400	(30.00)
76305	1	9/20/2021	RC	Eastern Lunch account	006-1513-0000-000000-300	(25.00)
76340	3	9/24/2021	RC	HS Stu. ALa Carte	006-1513-0000-000000-100	621.35
76340	8	9/24/2021	RC	Jr. Hi Stu. Ala Carte	006-1513-0000-000000-200	197.95
76340	13	9/24/2021	RC	Eastern Stu. Ala Carte	006-1513-0000-000000-300	68.00
76340	18	9/24/2021	RC	Central Stu. Ala Carte	006-1513-0000-000000-400	4.00
76340	23	9/24/2021	RC	Western Stu. Ala Carte	006-1513-0000-000000-500	20.00
76357	3	9/30/2021	RC	HS Stu. ALa Carte	006-1513-0000-000000-100	555.40
76357	8	9/30/2021	RC	Jr. Hi Stu. Ala Carte	006-1513-0000-000000-200	196.85
76357	13	9/30/2021	RC	Eastern Stu. Ala Carte	006-1513-0000-000000-300	31.95
76357	18	9/30/2021	RC	Central Stu. Ala Carte	006-1513-0000-000000-400	1.75
76357	23	9/30/2021	RC	Western Stu. Ala Carte	006-1513-0000-000000-500	19.75
						<b>\$ 2,101.30</b>
<b>Receipt:</b>	<b>1514</b>					
76284	2	9/3/2021	RC	HS Stu. Milk	006-1514-0000-000000-100	1.00
76284	7	9/3/2021	RC	Jr. Hi. Stu Milk	006-1514-0000-000000-200	2.50
76284	12	9/3/2021	RC	Eastern Stu. Milk	006-1514-0000-000000-300	0.00
76284	17	9/3/2021	RC	Central Stu. Milk	006-1514-0000-000000-400	1.00
76284	22	9/3/2021	RC	Western Stu. Milk	006-1514-0000-000000-500	0.00
76340	2	9/24/2021	RC	HS Stu. Milk	006-1514-0000-000000-100	4.50
76340	7	9/24/2021	RC	Jr. Hi. Stu Milk	006-1514-0000-000000-200	6.50
76340	12	9/24/2021	RC	Eastern Stu. Milk	006-1514-0000-000000-300	0.00
76340	17	9/24/2021	RC	Central Stu. Milk	006-1514-0000-000000-400	2.50
76340	22	9/24/2021	RC	Western Stu. Milk	006-1514-0000-000000-500	0.00
76357	2	9/30/2021	RC	HS Stu. Milk	006-1514-0000-000000-100	2.50
76357	7	9/30/2021	RC	Jr. Hi. Stu Milk	006-1514-0000-000000-200	5.50

Start Date: 9/01/2021

End Date: 9/30/2021

## LEXINGTON LOCAL SCHOOLS Receipts Ledger Report

Receipt #	Line #	Date	Type	Description	Full Account Code	Amount
76357	12	9/30/2021	RC	Eastern Stu. Milk	006-1514-0000-000000-300	\$ 0.50
76357	17	9/30/2021	RC	Central Stu. Milk	006-1514-0000-000000-400	2.00
76357	22	9/30/2021	RC	Western Stu. Milk	006-1514-0000-000000-500	0.00
						<b>\$ 28.50</b>
<b>Receipt:</b>	<b>1523</b>					
76284	4	9/3/2021	RC	HS Adult Ala Carte	006-1523-0000-000000-100	60.00
76284	9	9/3/2021	RC	Jr. Hi Adult Ala Carte	006-1523-0000-000000-200	17.00
76284	14	9/3/2021	RC	Eastern Adult Ala Carte	006-1523-0000-000000-300	25.25
76284	19	9/3/2021	RC	Central Adult Ala Carte	006-1523-0000-000000-400	12.75
76284	24	9/3/2021	RC	Western Adult Ala Carte	006-1523-0000-000000-500	0.00
76340	4	9/24/2021	RC	HS Adult Ala Carte	006-1523-0000-000000-100	68.40
76340	9	9/24/2021	RC	Jr. Hi Adult Ala Carte	006-1523-0000-000000-200	17.50
76340	14	9/24/2021	RC	Eastern Adult Ala Carte	006-1523-0000-000000-300	16.75
76340	19	9/24/2021	RC	Central Adult Ala Carte	006-1523-0000-000000-400	21.25
76340	24	9/24/2021	RC	Western Adult Ala Carte	006-1523-0000-000000-500	4.25
76357	4	9/30/2021	RC	HS Adult Ala Carte	006-1523-0000-000000-100	49.50
76357	9	9/30/2021	RC	Jr. Hi Adult Ala Carte	006-1523-0000-000000-200	21.25
76357	14	9/30/2021	RC	Eastern Adult Ala Carte	006-1523-0000-000000-300	19.25
76357	19	9/30/2021	RC	Central Adult Ala Carte	006-1523-0000-000000-400	17.00
76357	24	9/30/2021	RC	Western Adult Ala Carte	006-1523-0000-000000-500	0.75
						<b>\$ 350.90</b>
<b>Receipt:</b>	<b>1890</b>					
76361	1	9/28/2021	RC	All Staff / New Student Reimb	006-1890-0000-000000-000	655.47
						<b>\$ 655.47</b>
<b>Receipt:</b>	<b>4120</b>					
76356	1	9/1/2021	RC	Federal Reimb Lunch Central	006-4120-0000-000000-400	1,345.62
76356	2	9/1/2021	RC	Federal Reimb Lunch East	006-4120-0000-000000-300	1,345.62
76356	3	9/1/2021	RC	Federal Reimb Lunch Western	006-4120-0000-000000-500	1,345.62
76356	4	9/1/2021	RC	Federal Reimb Break - Central	006-4120-0000-000000-400	767.48
76356	5	9/1/2021	RC	Federal Reimb Break - East	006-4120-0000-000000-300	767.48
76356	6	9/1/2021	RC	Federal Reimb Break - Western	006-4120-0000-000000-500	767.47
						<b>\$ 6,339.29</b>
						<b>\$ 9,161.42</b>
<b>Fund:</b>	<b>007</b>					
<b>Receipt:</b>	<b>1410</b>					
76360	5	9/30/2021	RC	Richland Bank Int - Minutemen	007-1410-9100-000000-000	105.68
						<b>\$ 105.68</b>
<b>Fund:</b>	<b>010</b>					
<b>Receipt:</b>	<b>1410</b>					

Start Date: 9/01/2021

End Date: 9/30/2021

## LEXINGTON LOCAL SCHOOLS

### Receipts Ledger Report

Receipt #	Line #	Date	Type	Description	Full Account Code	Amount
76360	7	9/30/2021	RC	Classroom Facilities Fund	010-1410-0000-000000-000	\$ 31.57
						<u>\$ 31.57</u>
						<b>\$ 31.57</b>
<b>Fund:</b>	<b>018</b>					
<b>Receipt:</b>	<b>1630</b>					
76267	1	9/8/2021	RC	Central fees princ acct	018-1630-9400-000000-000	18.00
76268	1	9/8/2021	RC	Central fees princ acct	018-1630-9400-000000-000	12.00
76269	1	9/8/2021	RC	Central fees princ acct	018-1630-9400-000000-000	180.00
76320	1	9/20/2021	RC	Central fees princ acct	018-1630-9400-000000-000	24.00
76250	1	9/3/2021	RC	Kroger check	018-1630-9500-000000-000	326.73
76251	1	9/3/2021	RC	Western fees princ acct	018-1630-9500-000000-000	24.00
76317	3	9/20/2021	RC	Western fees princ acct	018-1630-9500-000000-000	6.00
						<u>\$ 590.73</u>
<b>Receipt:</b>	<b>1690</b>					
76286	1	9/14/2021	RC	Forever 33 Fundraiser - Senior Parking	018-1690-9100-000000-000	940.00
76324	1	9/21/2021	RC	PSAT	018-1690-9100-000000-000	126.00
76343	1	9/27/2021	RC	Merchant services pymt	018-1690-9100-000000-000	15.00
76345	1	9/27/2021	RC	PSAT	018-1690-9100-000000-000	72.00
76352	1	9/29/2021	RC	PSAT	018-1690-9100-000000-000	252.00
76255	1	9/3/2021	RC	Flower Fund staff donations	018-1690-9101-000000-000	283.00
76258	1	9/8/2021	RC	Flower Fund staff donations	018-1690-9101-000000-000	50.00
						<u>\$ 1,738.00</u>
<b>Receipt:</b>	<b>1820</b>					
76285	1	9/14/2021	RC	VFW Donation	018-1820-9300-000000-000	334.00
76318	1	9/21/2021	RC	Eastern Run Club fees	018-1820-9303-000000-000	175.00
76285	2	9/14/2021	RC	VFW Donation	018-1820-9400-000000-000	333.00
76285	3	9/14/2021	RC	VFW Donation	018-1820-9500-000000-000	333.00
						<u>\$ 1,175.00</u>
<b>Receipt:</b>	<b>1890</b>					
76322	2	9/21/2021	RC	Western Lost Library Books	018-1890-9501-000000-000	9.00
						<u>\$ 9.00</u>
						<b>\$ 3,512.73</b>
<b>Fund:</b>	<b>019</b>					
<b>Receipt:</b>	<b>1820</b>					
76314	1	9/20/2021	RC	STEM Snap Circuits Grant	019-1820-9225-000000-000	485.94
76314	2	9/20/2021	RC	Science Enrichment	019-1820-9226-000000-000	1,500.00
						<u>\$ 1,985.94</u>
<b>Receipt:</b>	<b>1890</b>					
76285	6	9/14/2021	RC	PTO Recycling	019-1890-9121-000000-000	8.10
76285	7	9/14/2021	RC	PTO Recycling	019-1890-9122-000000-000	8.10

Start Date: 9/01/2021

End Date: 9/30/2021

## LEXINGTON LOCAL SCHOOLS

### Receipts Ledger Report

Receipt #	Line #	Date	Type	Description	Full Account Code	Amount
76285	8	9/14/2021	RC	PTO Recycling	019-1890-9123-000000-000	\$ 8.09
						<u>\$ 24.29</u>
						<u>\$ 2,010.23</u>
<b>Fund:</b>	<b>024</b>					
<b>Receipt:</b>	<b>1410</b>					
76360	2	9/30/2021	RC	Richland Bank Int. 024	024-1410-0000-000000-000	21.43
						<u>\$ 21.43</u>
<b>Receipt:</b>	<b>1872</b>					
76259	1	9/7/2021	RC	Parker September Cobra	024-1872-0000-000000-000	2,155.95
76328	1	9/23/2021	RC	Board's Premiums September	024-1872-0000-000000-000	363,671.08
76329	1	9/23/2021	RC	Employees' Premiums September	024-1872-0000-000000-000	67,769.83
76330	1	9/24/2021	RC	Parker October Cobra	024-1872-0000-000000-000	2,155.95
						<u>\$ 435,752.81</u>
						<u>\$ 435,774.24</u>
<b>Fund:</b>	<b>200</b>					
<b>Receipt:</b>	<b>1620</b>					
76257	1	9/3/2021	RC	Yearbook sales	200-1620-9119-000000-000	455.00
76270	1	9/10/2021	RC	Yearbook sales	200-1620-9119-000000-000	195.00
76344	2	9/27/2021	RC	Yearbook Sales	200-1620-9119-000000-000	115.00
76353	2	9/29/2021	RC	Yearbook Sales	200-1620-9119-000000-000	65.00
						<u>\$ 830.00</u>
<b>Receipt:</b>	<b>1630</b>					
76254	1	9/3/2021	RC	Key Club Dues	200-1630-9115-000000-000	110.00
						<u>\$ 110.00</u>
<b>Receipt:</b>	<b>1690</b>					
76256	1	9/3/2021	RC	Yearbook ad sales	200-1690-9119-000000-000	30.00
76264	1	9/8/2021	RC	Yearbook ad sales	200-1690-9119-000000-000	250.00
76293	1	9/16/2021	RC	Yearbook ad sales	200-1690-9119-000000-000	525.00
76323	1	9/21/2021	RC	Yearbook ad sales	200-1690-9119-000000-000	815.00
76344	1	9/27/2021	RC	Yearbook ad sales	200-1690-9119-000000-000	885.00
76353	1	9/29/2021	RC	Yearbook ad sales	200-1690-9119-000000-000	1,140.00
						<u>\$ 3,645.00</u>
						<u>\$ 4,585.00</u>
<b>Fund:</b>	<b>300</b>					
<b>Receipt:</b>	<b>1610</b>					
76237	1	9/2/2021	RC	FB Adm vs. Clear Fork Online Sales	300-1610-9600-000000-700	32.00
76238	1	9/3/2021	RC	FB Adm vs. Clear Fork Online Sales	300-1610-9600-000000-700	18.00
76238	2	9/3/2021	RC	Fall Season Tickets Online Sales	300-1610-9600-000000-000	(38.00)
76247	1	9/3/2021	RC	Girls Soccer adm vs. Mt. Vernon	300-1610-9600-000000-704	394.00
76248	1	9/3/2021	RC	VB Adm vs. Madison	300-1610-9600-000000-702	346.00

Start Date: 9/01/2021

End Date: 9/30/2021

## LEXINGTON LOCAL SCHOOLS

### Receipts Ledger Report

Receipt #	Line #	Date	Type	Description	Full Account Code	Amount
76276	1	9/3/2021	RC	Boys Soccer vs. Shawnee Online Sales	300-1610-9600-000000-703	\$ 115.00
76276	2	9/3/2021	RC	JV FB adm vs. Shelby Online Sales	300-1610-9600-000000-700	4.00
76276	3	9/3/2021	RC	JH VB adm vs. Edgewood Online Sales	300-1610-9600-000000-714	8.00
76276	4	9/3/2021	RC	FB adm vs. Clear Fork Online Sales	300-1610-9600-000000-700	30.00
76239	1	9/7/2021	RC	FB Adm vs. Clear Fork Online Sales	300-1610-9600-000000-700	90.00
76239	2	9/7/2021	RC	Girls Soccer vs. Mt. Vernon Online Sales	300-1610-9600-000000-704	24.00
76261	1	9/7/2021	RC	FB Adm vs. Clear Fork	300-1610-9600-000000-700	6,630.00
76262	1	9/7/2021	RC	Girls Soccer vs. Elida	300-1610-9600-000000-704	601.00
76240	1	9/8/2021	RC	FB Adm vs. Clear Fork Online Sales	300-1610-9600-000000-700	674.00
76240	2	9/8/2021	RC	Girls Soccer vs. Elida Online Sales	300-1610-9600-000000-704	22.00
76263	1	9/8/2021	RC	JH VB adm vs. Mansfield Sr.	300-1610-9600-000000-714	112.00
76241	1	9/9/2021	RC	Girls Soccer vs. Elida Online Sales	300-1610-9600-000000-704	40.00
76275	1	9/9/2021	RC	JH FB adm vs. West Holmes	300-1610-9600-000000-713	904.00
76242	1	9/10/2021	RC	VB adm vs. Mt. Vernon Online Sales	300-1610-9600-000000-702	48.00
76242	2	9/10/2021	RC	Freshman FB adm vs. Mt. Vernon Online Sales	300-1610-9600-000000-700	16.00
76242	3	9/10/2021	RC	JH FB adm vs. West Holmes Online Sales	300-1610-9600-000000-713	6.00
76242	4	9/10/2021	RC	JV FB adm vs. Mt. Vernon Online Sales	300-1610-9600-000000-700	12.00
76242	5	9/10/2021	RC	Boys Soccer adm vs. Clear Fork Online Sales	300-1610-9600-000000-703	12.00
76272	1	9/10/2021	RC	Boys Soccer vs. Clear Fork	300-1610-9600-000000-703	734.00
76273	1	9/10/2021	RC	VB Adm vs. Mt. Vernon	300-1610-9600-000000-702	154.00
76243	1	9/13/2021	RC	VB adm vs. Mt. Vernon Online Sales	300-1610-9600-000000-702	160.00
76243	4	9/13/2021	RC	JV FB adm vs. Mt. Vernon Online Sales	300-1610-9600-000000-700	14.00
76243	5	9/13/2021	RC	Boys Soccer adm vs. Clear Fork Online Sales	300-1610-9600-000000-703	26.00
76244	1	9/14/2021	RC	JV FB Adm vs. Mt. Vernon Online Sales	300-1610-9600-000000-700	32.00
76281	1	9/15/2021	RC	JV FB Adm vs. Mt. Vernon Online Sales	300-1610-9600-000000-700	70.00
76288	1	9/15/2021	RC	VB Adm vs. West Holmes	300-1610-9600-000000-702	240.00
76289	1	9/15/2021	RC	JH VB adm vs. West Holmes	300-1610-9600-000000-714	166.00
76290	1	9/15/2021	RC	JH FB adm vs. Mt. Vernon	300-1610-9600-000000-713	456.00
76291	3	9/15/2021	RC	Season Tickets	300-1610-9600-000000-000	35.00
76282	1	9/16/2021	RC	Freshman FB Adm vs. Wooster Online Sales	300-1610-9600-000000-700	16.00
76301	1	9/17/2021	RC	JH VB adm vs. Mt. Vernon	300-1610-9600-000000-714	234.00
76302	1	9/17/2021	RC	Girls Soccer adm vs. Madison	300-1610-9600-000000-704	950.00
76303	1	9/17/2021	RC	Freshman FB Adm vs. Wooster	300-1610-9600-000000-700	198.00
76304	1	9/17/2021	RC	VB Adm vs. Wooster	300-1610-9600-000000-702	264.00
76295	1	9/20/2021	RC	VB adm vs. Wooster Online Sales	300-1610-9600-000000-702	22.00
76295	4	9/20/2021	RC	Freshman FB adm vs. Wooster Online Sales	300-1610-9600-000000-700	32.00
76295	5	9/20/2021	RC	Girls Soccer adm vs. Madison Online Sales	300-1610-9600-000000-704	10.00
76310	1	9/20/2021	RC	Boys Soccer vs. Rocky River	300-1610-9600-000000-703	418.00
76311	1	9/20/2021	RC	JV FB Adm vs. Wooster	300-1610-9600-000000-700	234.00
76312	1	9/20/2021	RC	JV VB Adm vs. Shelby/Norwalk	300-1610-9600-000000-702	170.00

Start Date: 9/01/2021

End Date: 9/30/2021

## LEXINGTON LOCAL SCHOOLS

### Receipts Ledger Report

Receipt #	Line #	Date	Type	Description	Full Account Code	Amount
76315	1	9/22/2021	RC	Boys Soccer adm vs. Rocky River Online Sales	300-1610-9600-000000-703	\$ 70.00
76316	1	9/22/2021	RC	Boys Soccer adm vs. Wooster Online Sales	300-1610-9600-000000-703	68.00
76325	1	9/22/2021	RC	JH VB adm vs. Madison	300-1610-9600-000000-714	228.00
76335	3	9/22/2021	RC	Boys Soccer adm vs. Wooster	300-1610-9600-000000-703	643.00
76327	1	9/24/2021	RC	VB adm vs. Ashland Online Sales	300-1610-9600-000000-702	18.00
76327	2	9/24/2021	RC	FB adm vs. Mansfield Sr. Online Sales	300-1610-9600-000000-700	36.00
76339	1	9/24/2021	RC	VB adm vs. Ashland	300-1610-9600-000000-702	292.00
76332	1	9/27/2021	RC	FB adm vs. Mansfield Sr. Online Sales	300-1610-9600-000000-700	24.00
76338	1	9/27/2021	RC	FB adm vs. Mansfield Sr.	300-1610-9600-000000-700	5,136.00
76347	2	9/27/2021	RC	Girls Soccer adm vs. Norwalk	300-1610-9600-000000-704	336.00
76333	1	9/28/2021	RC	FB adm vs. Mansfield Sr. Online Sales	300-1610-9600-000000-700	492.00
						<b>\$ 22,078.00</b>
<b>Receipt:</b>	<b>1620</b>					
76262	3	9/7/2021	RC	Program Sales	300-1620-9600-000000-700	196.00
76347	3	9/27/2021	RC	FB Program Sales vs. Mansfield Sr.	300-1620-9600-000000-700	140.00
						<b>\$ 336.00</b>
<b>Receipt:</b>	<b>1690</b>					
76249	2	9/3/2021	RC	Program Ads	300-1690-9600-000000-000	560.00
76262	2	9/7/2021	RC	Program Ads	300-1690-9600-000000-000	160.00
76274	4	9/9/2021	RC	Patrons	300-1690-9600-000000-000	20.00
76274	5	9/9/2021	RC	Program Ads	300-1690-9600-000000-000	200.00
76273	2	9/10/2021	RC	Program Ads	300-1690-9600-000000-000	225.00
76291	2	9/15/2021	RC	Program Ads	300-1690-9600-000000-000	300.00
76348	3	9/28/2021	RC	Coke Contract	300-1690-9600-000000-000	4,000.00
76349	1	9/28/2021	RC	Ohio Health	300-1690-9600-000000-000	3,000.00
76349	2	9/28/2021	RC	Ohio Health	300-1690-9601-000000-000	12,500.00
						<b>\$ 20,965.00</b>
<b>Receipt:</b>	<b>1890</b>					
76249	1	9/3/2021	RC	Girls Golf Invite entry fee	300-1890-9600-000000-706	550.00
76274	1	9/9/2021	RC	Boys Golf entry fees	300-1890-9600-000000-706	1,050.00
76274	2	9/9/2021	RC	Girls Golf entry fees	300-1890-9600-000000-706	750.00
76274	3	9/9/2021	RC	Girls Tennis entry fees	300-1890-9600-000000-705	200.00
76291	1	9/15/2021	RC	Girls Tennis Invite Fee	300-1890-9600-000000-705	200.00
76335	1	9/22/2021	RC	Girls Tennis Invite Fee	300-1890-9600-000000-705	400.00
76335	2	9/22/2021	RC	Girls Golf Invite Fee	300-1890-9600-000000-706	400.00
76347	1	9/27/2021	RC	Girls Golf Invite Fee	300-1890-9600-000000-706	275.00
76348	1	9/28/2021	RC	Boys Golf entry fees	300-1890-9600-000000-706	1,050.00
76348	2	9/28/2021	RC	Boys Tennis entry fees	300-1890-9600-000000-711	200.00
						<b>\$ 5,075.00</b>
						<b>\$ 48,454.00</b>

Start Date: 9/01/2021

End Date: 9/30/2021

## LEXINGTON LOCAL SCHOOLS

### Receipts Ledger Report

Receipt #	Line #	Date	Type	Description	Full Account Code	Amount
<b>Fund: 507</b>						
<b>Receipt: 4220</b>						
76309	1	9/21/2021	RC	ARP ESSER Revenue	507-4220-9022-000000-000	\$ 110,920.74
76306	1	9/21/2021	RC	ESSER II Revenue	507-4220-9921-000000-000	523.40
						<b>\$ 111,444.14</b>
						<b>\$ 111,444.14</b>
<b>Fund: 516</b>						
<b>Receipt: 4220</b>						
76298	1	9/20/2021	RC	IDEA-B Revenue	516-4220-9021-000000-000	5,277.27
76299	1	9/20/2021	RC	IDEA-B Revenue	516-4220-9022-000000-000	14,679.93
						<b>\$ 19,957.20</b>
						<b>\$ 19,957.20</b>
<b>Fund: 572</b>						
<b>Receipt: 4220</b>						
76307	1	9/21/2021	RC	Title I Revenue	572-4220-9022-000000-000	8,059.19
						<b>\$ 8,059.19</b>
						<b>\$ 8,059.19</b>
<b>Fund: 584</b>						
<b>Receipt: 4220</b>						
76308	1	9/21/2021	RC	Title IV Revenue	584-4220-9022-000000-000	14,995.77
						<b>\$ 14,995.77</b>
						<b>\$ 14,995.77</b>
<b>Fund: 587</b>						
<b>Receipt: 4220</b>						
76296	1	9/20/2021	RC	ECSE Revenue	587-4220-9022-000000-000	370.42
						<b>\$ 370.42</b>
						<b>\$ 370.42</b>
<b>Fund: 590</b>						
<b>Receipt: 4220</b>						
76297	1	9/20/2021	RC	Title II-A Revenue	590-4220-9022-000000-000	2,835.71
						<b>\$ 2,835.71</b>
						<b>\$ 2,835.71</b>
<b>Grand Total</b>						<b>\$ 1,505,767.29</b>



As Of Period: 09/30/2021

## LEXINGTON LOCAL SCHOOLS

### Revenue Account Summary

Fund-SCC	Description	FYTDReceivable	FYTD Received	MTD Received	YTD Received
<b>SCC:</b>	<b>0000</b>				
001-0000	GENERAL FUND	\$ 25,435,041.84	\$ 7,933,993.49	\$ 844,156.34	\$ 21,528,990.71
		<b>\$ 25,435,041.84</b>	<b>\$ 7,933,993.49</b>	<b>\$ 844,156.34</b>	<b>\$ 21,528,990.71</b>
<b>SCC:</b>	<b>9412</b>				
001-9412	GENERAL BUDGET RESERVE SET- ASIDE-1%/BWC	0.00	0.00	0.00	0.00
		<b>\$ 0.00</b>	<b>\$ 0.00</b>	<b>\$ 0.00</b>	<b>\$ 0.00</b>
<b>SCC:</b>	<b>0000</b>				
002-0000	BOND RETIREMENT FUND	3,324,825.31	1,432,374.12	0.00	3,345,847.63
003-0000	PERMANENT IMPROVEMENT FUND	736,856.09	283,090.02	118.96	689,444.50
004-0000	LFI BUILDING FUND	3,306,596.47	3,212,221.30	194.69	3,218,993.92
006-0000	FOOD SERVICE FUND	718,413.21	20,657.64	8,994.87	499,989.98
		<b>\$ 8,086,691.08</b>	<b>\$ 4,948,343.08</b>	<b>\$ 9,308.52</b>	<b>\$ 7,754,276.03</b>
<b>SCC:</b>	<b>9100</b>				
007-9100	LEXINGTON MINUTEMEN ACADEMIC SCHOLARSHIP FUND	15,439.69	3,175.13	105.68	12,798.75
		<b>\$ 15,439.69</b>	<b>\$ 3,175.13</b>	<b>\$ 105.68</b>	<b>\$ 12,798.75</b>
<b>SCC:</b>	<b>9800</b>				
007-9800	TERRY McCAMMON SCHOLARSHIP FUND	8,637.77	0.00	0.00	8,436.43
		<b>\$ 8,637.77</b>	<b>\$ 0.00</b>	<b>\$ 0.00</b>	<b>\$ 8,436.43</b>
<b>SCC:</b>	<b>0000</b>				
010-0000	CLASSROOM FACILITIES CONSTRUCTION FUND	407,794.24	14,377.67	31.57	43,568.42
		<b>\$ 407,794.24</b>	<b>\$ 14,377.67</b>	<b>\$ 31.57</b>	<b>\$ 43,568.42</b>
<b>SCC:</b>	<b>9100</b>				
018-9100	HIGH SCHOOL PRINCIPAL'S FUND	5,160.88	493.74	465.00	4,072.98
		<b>\$ 5,160.88</b>	<b>\$ 493.74</b>	<b>\$ 465.00</b>	<b>\$ 4,072.98</b>
<b>SCC:</b>	<b>9101</b>				
018-9101	HIGH SCHOOL FLOWER FUND	215.00	333.00	333.00	333.00
		<b>\$ 215.00</b>	<b>\$ 333.00</b>	<b>\$ 333.00</b>	<b>\$ 333.00</b>
<b>SCC:</b>	<b>9200</b>				
018-9200	JUNIOR HIGH PRINCIPAL'S FUND	5.00	791.19	0.00	791.19
		<b>\$ 5.00</b>	<b>\$ 791.19</b>	<b>\$ 0.00</b>	<b>\$ 791.19</b>
<b>SCC:</b>	<b>9300</b>				
018-9300	EASTERN PRINCIPAL'S FUND	2,087.56	1,061.68	334.00	2,149.23
		<b>\$ 2,087.56</b>	<b>\$ 1,061.68</b>	<b>\$ 334.00</b>	<b>\$ 2,149.23</b>
<b>SCC:</b>	<b>9301</b>				
018-9301	EASTERN ELEMENTARY BOOKFAIR/BOXTOPS FUND	3,007.79	0.00	0.00	3,007.79
		<b>\$ 3,007.79</b>	<b>\$ 0.00</b>	<b>\$ 0.00</b>	<b>\$ 3,007.79</b>
<b>SCC:</b>	<b>9302</b>				

As Of Period: 09/30/2021

## LEXINGTON LOCAL SCHOOLS

### Revenue Account Summary

Fund-SCC	Description	FYTDReceivable	FYTD Received	MTD Received	YTD Received
018-9302	EASTERN ELEMENTARY MATH	\$ 0.00	\$ 0.00	\$ 0.00	\$ 0.00
		<b>\$ 0.00</b>	<b>\$ 0.00</b>	<b>\$ 0.00</b>	<b>\$ 0.00</b>
<b>SCC:</b>	<b>9303</b>				
018-9303	EASTERN RUN CLUB	790.00	1,075.00	175.00	1,075.00
		<b>\$ 790.00</b>	<b>\$ 1,075.00</b>	<b>\$ 175.00</b>	<b>\$ 1,075.00</b>
<b>SCC:</b>	<b>9400</b>				
018-9400	CENTRAL PRINCIPAL'S FUND	2,070.78	1,334.05	567.00	2,419.13
		<b>\$ 2,070.78</b>	<b>\$ 1,334.05</b>	<b>\$ 567.00</b>	<b>\$ 2,419.13</b>
<b>SCC:</b>	<b>9401</b>				
018-9401	CENTRAL ELEMENTARY BOOKFAIR FUND	377.80	0.00	0.00	330.80
		<b>\$ 377.80</b>	<b>\$ 0.00</b>	<b>\$ 0.00</b>	<b>\$ 330.80</b>
<b>SCC:</b>	<b>9402</b>				
018-9402	CENTRAL ELEMENTARY ART	0.00	0.00	0.00	0.00
		<b>\$ 0.00</b>	<b>\$ 0.00</b>	<b>\$ 0.00</b>	<b>\$ 0.00</b>
<b>SCC:</b>	<b>9500</b>				
018-9500	WESTERN PRINCIPAL'S FUND	3,841.82	1,622.13	689.73	3,263.78
		<b>\$ 3,841.82</b>	<b>\$ 1,622.13</b>	<b>\$ 689.73</b>	<b>\$ 3,263.78</b>
<b>SCC:</b>	<b>9501</b>				
018-9501	WESTERN ELEMENTARY BOOKFAIR/BOXTOPS FUND	2,276.69	9.00	9.00	1,145.69
		<b>\$ 2,276.69</b>	<b>\$ 9.00</b>	<b>\$ 9.00</b>	<b>\$ 1,145.69</b>
<b>SCC:</b>	<b>9503</b>				
018-9503	WESTERN ELEMENTARY ART	0.00	0.00	0.00	0.00
		<b>\$ 0.00</b>	<b>\$ 0.00</b>	<b>\$ 0.00</b>	<b>\$ 0.00</b>
<b>SCC:</b>	<b>9901</b>				
018-9901	JUNIOR HIGH TEACHER ADVISORY FUND	0.00	0.00	0.00	0.00
		<b>\$ 0.00</b>	<b>\$ 0.00</b>	<b>\$ 0.00</b>	<b>\$ 0.00</b>
<b>SCC:</b>	<b>9001</b>				
019-9001	ACADEMIC BOOSTERS GRANTS	0.00	0.00	0.00	0.00
		<b>\$ 0.00</b>	<b>\$ 0.00</b>	<b>\$ 0.00</b>	<b>\$ 0.00</b>
<b>SCC:</b>	<b>9121</b>				
019-9121	CENTRAL ELEMENTARY PTO GRANTS	1,104.75	12.61	8.10	84.93
		<b>\$ 1,104.75</b>	<b>\$ 12.61</b>	<b>\$ 8.10</b>	<b>\$ 84.93</b>
<b>SCC:</b>	<b>9122</b>				
019-9122	EASTERN ELEMENTARY PTO GRANTS	1,104.66	12.60	8.10	84.85
		<b>\$ 1,104.66</b>	<b>\$ 12.60</b>	<b>\$ 8.10</b>	<b>\$ 84.85</b>
<b>SCC:</b>	<b>9123</b>				
019-9123	WESTERN ELEMENTARY PTO GRANTS	1,104.69	12.59	8.09	84.87

As Of Period: 09/30/2021

## LEXINGTON LOCAL SCHOOLS

### Revenue Account Summary

Fund-SCC	Description	FYTDReceivable	FYTD Received	MTD Received	YTD Received
		<b>\$ 1,104.69</b>	<b>\$ 12.59</b>	<b>\$ 8.09</b>	<b>\$ 84.87</b>
<b>SCC:</b>	<b>9200</b>				
019-9200	RICHLAND COUNTY FOUNDATION GRANT PLAYGROUND	\$ 0.00	\$ 0.00	\$ 0.00	\$ 0.00
		<b>\$ 0.00</b>	<b>\$ 0.00</b>	<b>\$ 0.00</b>	<b>\$ 0.00</b>
<b>SCC:</b>	<b>9218</b>				
019-9218	RICH CO FOUND-WRITE STUFF STEAM KIT	0.00	0.00	0.00	0.00
		<b>\$ 0.00</b>	<b>\$ 0.00</b>	<b>\$ 0.00</b>	<b>\$ 0.00</b>
<b>SCC:</b>	<b>9221</b>				
019-9221	RICH CO FOUND-SCIENCE DISCOVERY BINS	0.00	0.00	0.00	0.00
		<b>\$ 0.00</b>	<b>\$ 0.00</b>	<b>\$ 0.00</b>	<b>\$ 0.00</b>
<b>SCC:</b>	<b>9222</b>				
019-9222	RICH CO FOUND-ONE BIG HAPPY FAMILY	0.00	0.00	0.00	0.00
		<b>\$ 0.00</b>	<b>\$ 0.00</b>	<b>\$ 0.00</b>	<b>\$ 0.00</b>
<b>SCC:</b>	<b>9224</b>				
019-9224	RICH CO FOUND-STEM SNAP CIRCUITS	0.00	0.00	0.00	0.00
		<b>\$ 0.00</b>	<b>\$ 0.00</b>	<b>\$ 0.00</b>	<b>\$ 0.00</b>
<b>SCC:</b>	<b>9225</b>				
019-9225	OTHER GRANT	485.94	485.94	485.94	485.94
		<b>\$ 485.94</b>	<b>\$ 485.94</b>	<b>\$ 485.94</b>	<b>\$ 485.94</b>
<b>SCC:</b>	<b>9226</b>				
019-9226	OTHER GRANT	1,500.00	1,500.00	1,500.00	1,500.00
		<b>\$ 1,500.00</b>	<b>\$ 1,500.00</b>	<b>\$ 1,500.00</b>	<b>\$ 1,500.00</b>
<b>SCC:</b>	<b>9301</b>				
019-9301	RICH CO FOUND/SECO ROBOTICS GRANT (HEIMANN)	0.00	0.00	0.00	0.00
		<b>\$ 0.00</b>	<b>\$ 0.00</b>	<b>\$ 0.00</b>	<b>\$ 0.00</b>
<b>SCC:</b>	<b>9302</b>				
019-9302	RICH CO RETIRED TEACHERS ASSOC	0.00	0.00	0.00	0.00
		<b>\$ 0.00</b>	<b>\$ 0.00</b>	<b>\$ 0.00</b>	<b>\$ 0.00</b>
<b>SCC:</b>	<b>9601</b>				
022-9601	OHSAA TOURNAMENT AGENCY FUND	11,209.59	0.00	0.00	3,624.59
		<b>\$ 11,209.59</b>	<b>\$ 0.00</b>	<b>\$ 0.00</b>	<b>\$ 3,624.59</b>
<b>SCC:</b>	<b>0000</b>				
024-0000	EMPLOYEE BENEFITS FUND FOR MEDICAL/DENTAL	5,295,144.36	1,294,243.26	435,774.24	3,900,821.03
034-0000	OFCC PROJECT MAINTENANCE FUND	185,752.94	77,824.44	0.00	181,521.97

As Of Period: 09/30/2021

## LEXINGTON LOCAL SCHOOLS

### Revenue Account Summary

Fund-SCC	Description	FYTDReceivable	FYTD Received	MTD Received	YTD Received
		<b>\$ 5,480,897.30</b>	<b>\$ 1,372,067.70</b>	<b>\$ 435,774.24</b>	<b>\$ 4,082,343.00</b>
<b>SCC:</b>	<b>9101</b>				
200-9101	HIGH SCHOOL ART CLUB	\$ 0.00	\$ 0.00	\$ 0.00	\$ 0.00
		<b>\$ 0.00</b>	<b>\$ 0.00</b>	<b>\$ 0.00</b>	<b>\$ 0.00</b>
<b>SCC:</b>	<b>9102</b>				
200-9102	HIGH SCHOOL DRAMA CLUB	1,469.00	0.00	0.00	1,573.00
		<b>\$ 1,469.00</b>	<b>\$ 0.00</b>	<b>\$ 0.00</b>	<b>\$ 1,573.00</b>
<b>SCC:</b>	<b>9103</b>				
200-9103	HIGH SCHOOL MATH CLUB	0.00	0.00	0.00	0.00
		<b>\$ 0.00</b>	<b>\$ 0.00</b>	<b>\$ 0.00</b>	<b>\$ 0.00</b>
<b>SCC:</b>	<b>9104</b>				
200-9104	HIGH SCHOOL LEADERSHIP COUNCIL	0.00	0.00	0.00	0.00
		<b>\$ 0.00</b>	<b>\$ 0.00</b>	<b>\$ 0.00</b>	<b>\$ 0.00</b>
<b>SCC:</b>	<b>9105</b>				
200-9105	HIGH SCHOOL FRENCH CLUB	30.00	0.00	0.00	0.00
		<b>\$ 30.00</b>	<b>\$ 0.00</b>	<b>\$ 0.00</b>	<b>\$ 0.00</b>
<b>SCC:</b>	<b>9107</b>				
200-9107	HIGH SCHOOL SPANISH CLUB	0.00	0.00	0.00	0.00
		<b>\$ 0.00</b>	<b>\$ 0.00</b>	<b>\$ 0.00</b>	<b>\$ 0.00</b>
<b>SCC:</b>	<b>9108</b>				
200-9108	HIGH SCHOOL LEO CLUB	0.00	0.00	0.00	0.00
		<b>\$ 0.00</b>	<b>\$ 0.00</b>	<b>\$ 0.00</b>	<b>\$ 0.00</b>
<b>SCC:</b>	<b>9114</b>				
200-9114	HIGH SCHOOL STUDENT COUNCIL FUND	973.00	0.00	0.00	973.00
		<b>\$ 973.00</b>	<b>\$ 0.00</b>	<b>\$ 0.00</b>	<b>\$ 973.00</b>
<b>SCC:</b>	<b>9115</b>				
200-9115	HIGH SCHOOL KEY CLUB	500.25	110.00	110.00	110.00
		<b>\$ 500.25</b>	<b>\$ 110.00</b>	<b>\$ 110.00</b>	<b>\$ 110.00</b>
<b>SCC:</b>	<b>9116</b>				
200-9116	HIGH SCHOOL CHESS CLUB	0.00	0.00	0.00	0.00
		<b>\$ 0.00</b>	<b>\$ 0.00</b>	<b>\$ 0.00</b>	<b>\$ 0.00</b>
<b>SCC:</b>	<b>9119</b>				
200-9119	HIGH SCHOOL YEARBOOK FUND	11,564.00	4,475.00	4,475.00	6,339.00
		<b>\$ 11,564.00</b>	<b>\$ 4,475.00</b>	<b>\$ 4,475.00</b>	<b>\$ 6,339.00</b>
<b>SCC:</b>	<b>9120</b>				
200-9120	HIGH SCHOOL JOURNALISM FUND	0.00	0.00	0.00	0.00
		<b>\$ 0.00</b>	<b>\$ 0.00</b>	<b>\$ 0.00</b>	<b>\$ 0.00</b>
<b>SCC:</b>	<b>9121</b>				
200-9121	HIGH SCHOOL NATIONAL HONOR SOCIETY	1,379.50	2,620.00	0.00	3,255.50

As Of Period: 09/30/2021

## LEXINGTON LOCAL SCHOOLS

### Revenue Account Summary

Fund-SCC	Description	FYTDReceivable	FYTD Received	MTD Received	YTD Received
		<b>\$ 1,379.50</b>	<b>\$ 2,620.00</b>	<b>\$ 0.00</b>	<b>\$ 3,255.50</b>
<b>SCC:</b>	<b>9201</b>				
200-9201	JUNIOR HIGH ART CLUB	\$ 178.15	\$ 0.00	\$ 0.00	\$ 0.00
		<b>\$ 178.15</b>	<b>\$ 0.00</b>	<b>\$ 0.00</b>	<b>\$ 0.00</b>
<b>SCC:</b>	<b>9204</b>				
200-9204	JUNIOR HIGH STUDENT COUNCIL FUND	0.00	0.00	0.00	0.00
		<b>\$ 0.00</b>	<b>\$ 0.00</b>	<b>\$ 0.00</b>	<b>\$ 0.00</b>
<b>SCC:</b>	<b>9205</b>				
200-9205	JUNIOR HIGH LIBRARY CLUB	0.00	0.00	0.00	0.00
		<b>\$ 0.00</b>	<b>\$ 0.00</b>	<b>\$ 0.00</b>	<b>\$ 0.00</b>
<b>SCC:</b>	<b>9301</b>				
200-9301	EASTERN ELEMENTARY STUDENT ACTIVITY FUND	639.70	0.00	0.00	639.70
		<b>\$ 639.70</b>	<b>\$ 0.00</b>	<b>\$ 0.00</b>	<b>\$ 639.70</b>
<b>SCC:</b>	<b>9302</b>				
200-9302	EASTERN ELEMENTARY ROBOTICS FUND	0.00	0.00	0.00	0.00
		<b>\$ 0.00</b>	<b>\$ 0.00</b>	<b>\$ 0.00</b>	<b>\$ 0.00</b>
<b>SCC:</b>	<b>9611</b>				
200-9611	HIGH SCHOOL INFORMED TEENS FUND	0.00	0.00	0.00	0.00
		<b>\$ 0.00</b>	<b>\$ 0.00</b>	<b>\$ 0.00</b>	<b>\$ 0.00</b>
<b>SCC:</b>	<b>9612</b>				
200-9612	JUNIOR HIGH INFORMED TEENS FUND	554.36	0.00	0.00	537.74
		<b>\$ 554.36</b>	<b>\$ 0.00</b>	<b>\$ 0.00</b>	<b>\$ 537.74</b>
<b>SCC:</b>	<b>9115</b>				
300-9115	JAZZ BAND	0.00	0.00	0.00	0.00
		<b>\$ 0.00</b>	<b>\$ 0.00</b>	<b>\$ 0.00</b>	<b>\$ 0.00</b>
<b>SCC:</b>	<b>9116</b>				
300-9116	CHOIR	0.00	0.00	0.00	0.00
		<b>\$ 0.00</b>	<b>\$ 0.00</b>	<b>\$ 0.00</b>	<b>\$ 0.00</b>
<b>SCC:</b>	<b>9206</b>				
300-9206	JUNIOR HIGH PHYS ED DEPARTMENT FUND	150.00	0.00	0.00	0.00
		<b>\$ 150.00</b>	<b>\$ 0.00</b>	<b>\$ 0.00</b>	<b>\$ 0.00</b>
<b>SCC:</b>	<b>9210</b>				
300-9210	JR HIGH INSTRUMENTAL	0.00	0.00	0.00	0.00
		<b>\$ 0.00</b>	<b>\$ 0.00</b>	<b>\$ 0.00</b>	<b>\$ 0.00</b>
<b>SCC:</b>	<b>9600</b>				
300-9600	ATHLETIC FUND	232,010.00	103,454.91	35,954.00	168,598.93
		<b>\$ 232,010.00</b>	<b>\$ 103,454.91</b>	<b>\$ 35,954.00</b>	<b>\$ 168,598.93</b>

As Of Period: 09/30/2021

## LEXINGTON LOCAL SCHOOLS

### Revenue Account Summary

Fund-SCC	Description	FYTDReceivable	FYTD Received	MTD Received	YTD Received
<b>SCC:</b>	<b>9601</b>				
300-9601	ATHLETIC CAPITAL FUND	\$ 25,000.00	\$ 28,500.00	\$ 12,500.00	\$ 53,500.00
		<b>\$ 25,000.00</b>	<b>\$ 28,500.00</b>	<b>\$ 12,500.00</b>	<b>\$ 53,500.00</b>
<b>SCC:</b>	<b>9602</b>				
300-9602	ORCHESTRA	0.00	0.00	0.00	0.00
		<b>\$ 0.00</b>	<b>\$ 0.00</b>	<b>\$ 0.00</b>	<b>\$ 0.00</b>
<b>SCC:</b>	<b>9603</b>				
300-9603	ELEMENTARY MUSIC	0.00	0.00	0.00	0.00
		<b>\$ 0.00</b>	<b>\$ 0.00</b>	<b>\$ 0.00</b>	<b>\$ 0.00</b>
<b>SCC:</b>	<b>9605</b>				
300-9605	BAND	0.00	0.00	0.00	0.00
		<b>\$ 0.00</b>	<b>\$ 0.00</b>	<b>\$ 0.00</b>	<b>\$ 0.00</b>
<b>SCC:</b>	<b>9022</b>				
451-9022	DATA COMMUNICATION FUND	9,000.00	0.00	0.00	0.00
		<b>\$ 9,000.00</b>	<b>\$ 0.00</b>	<b>\$ 0.00</b>	<b>\$ 0.00</b>
<b>SCC:</b>	<b>0000</b>				
467-0000	STUDENT WELLNESS AND SUCCESS FUND	410,490.45	0.00	0.00	289,826.45
		<b>\$ 410,490.45</b>	<b>\$ 0.00</b>	<b>\$ 0.00</b>	<b>\$ 289,826.45</b>
<b>SCC:</b>	<b>9022</b>				
507-9022	ESSER ARP FUNDING	2,014,488.04	110,920.74	110,920.74	110,920.74
		<b>\$ 2,014,488.04</b>	<b>\$ 110,920.74</b>	<b>\$ 110,920.74</b>	<b>\$ 110,920.74</b>
<b>SCC:</b>	<b>9921</b>				
507-9921	ESSER II FUNDING	186,028.26	47,128.80	523.40	760,039.16
		<b>\$ 186,028.26</b>	<b>\$ 47,128.80</b>	<b>\$ 523.40</b>	<b>\$ 760,039.16</b>
<b>SCC:</b>	<b>9021</b>				
516-9021	IDEA-B SPECIAL EDUCATION FY21	113,210.51	46,686.68	5,277.27	328,341.82
		<b>\$ 113,210.51</b>	<b>\$ 46,686.68</b>	<b>\$ 5,277.27</b>	<b>\$ 328,341.82</b>
<b>SCC:</b>	<b>9022</b>				
516-9022	IDEA-B SPECIAL EDUCATION FY22	675,511.47	14,679.93	14,679.93	14,679.93
		<b>\$ 675,511.47</b>	<b>\$ 14,679.93</b>	<b>\$ 14,679.93</b>	<b>\$ 14,679.93</b>
<b>SCC:</b>	<b>9922</b>				
516-9922	IDEA PART B GRANTS	0.00	0.00	0.00	0.00
		<b>\$ 0.00</b>	<b>\$ 0.00</b>	<b>\$ 0.00</b>	<b>\$ 0.00</b>
<b>SCC:</b>	<b>9021</b>				
572-9021	TITLE I FY21	16,496.04	14,806.46	0.00	188,743.16
		<b>\$ 16,496.04</b>	<b>\$ 14,806.46</b>	<b>\$ 0.00</b>	<b>\$ 188,743.16</b>
<b>SCC:</b>	<b>9022</b>				
572-9022	TITLE I FY22	267,309.17	8,059.19	8,059.19	8,059.19
584-9022	TITLE IV FY22	29,064.89	14,995.77	14,995.77	14,995.77
587-9022	EARLY CHILDHOOD SPECIAL	12,213.91	370.42	370.42	370.42

## LEXINGTON LOCAL SCHOOLS

### Revenue Account Summary

Fund-SCC	Description	FYTDReceivable	FYTD Received	MTD Received	YTD Received
	EDUCATION IDEA FY22				
		<b>\$ 308,587.97</b>	<b>\$ 23,425.38</b>	<b>\$ 23,425.38</b>	<b>\$ 23,425.38</b>
<b>SCC:</b>	<b>9021</b>				
590-9021	TITLE II-A IMPROVING TEACHER QUALITY FY21	\$ 0.00	\$ 0.00	\$ 0.00	\$ 30,126.52
		<b>\$ 0.00</b>	<b>\$ 0.00</b>	<b>\$ 0.00</b>	<b>\$ 30,126.52</b>
<b>SCC:</b>	<b>9022</b>				
590-9022	TITLE II-A IMPROVING TEACHER QUALITY FY22	55,303.27	2,835.71	2,835.71	2,835.71
		<b>\$ 55,303.27</b>	<b>\$ 2,835.71</b>	<b>\$ 2,835.71</b>	<b>\$ 2,835.71</b>
<b>SCC:</b>	<b>9921</b>				
599-9921	RICHLAND COUNTY MOBILE HOT SPOT GRANT	0.00	0.00	0.00	0.00
		<b>\$ 0.00</b>	<b>\$ 0.00</b>	<b>\$ 0.00</b>	<b>\$ 0.00</b>
<b>Grand Total</b>		<b>\$ 43,534,408.84</b>	<b>\$ 14,680,344.21</b>	<b>\$ 1,504,660.74</b>	<b>\$ 35,439,332.85</b>

As Of Period: 09/30/2021

## LEXINGTON LOCAL SCHOOLS

### Appropriation Summary Report

Fund-SCC	Description	FYTD Appropriated	Prior Year Encumbrance	FYTD Expendable	FYTD Expended	MTD Expended	Encumbrance	Future Encumbrance	FYTD Unencumbered	Percent Expended/Encumbered
001-0000	GENERAL FUND	\$ 24,909,333.12	\$ 423,314.61	\$ 25,332,647.73	\$ 6,135,530.38	\$ 2,040,680.76	\$ 2,173,249.25	\$ 0.00	\$ 17,023,868.10	32.80 %
001-9412	GENERAL BUDGET RESERVE SET-ASIDE-1%/BWC	0.00	0.00	0.00	0.00	0.00	0.00	0.00	0.00	0.00
002-0000	BOND RETIREMENT FUND	3,664,681.26	0.00	3,664,681.26	2,694,074.94	2,670,853.13	935,828.13	0.00	34,778.19	99.05
003-0000	PERMANENT IMPROVEMENT FUND	1,121,842.84	82,944.21	1,204,787.05	183,570.07	7,930.86	61,851.76	0.00	959,365.22	20.37
004-0000	LFI BUILDING FUND	3,306,424.81	7,821,444.81	11,127,869.62	2,073,632.18	1,041,049.40	5,747,812.63	0.00	3,306,424.81	70.29
006-0000	FOOD SERVICE FUND	712,348.66	6,872.37	719,221.03	161,501.31	74,923.84	200,851.67	0.00	356,868.05	50.38
007-9100	LEXINGTON MINUTEMEN ACADEMIC SCHOLARSHIP FUND	15,000.00	3,500.00	18,500.00	0.00	0.00	3,500.00	0.00	15,000.00	18.92
007-9800	TERRY McCAMMON SCHOLARSHIP FUND	0.00	0.00	0.00	22,101.59	0.00	0.00	0.00	(22,101.59)	0.00
010-0000	CLASSROOM FACILITIES CONSTRUCTION FUND	1,733,446.03	35,629,274.28	37,362,720.31	7,777,449.78	1,813,728.75	31,209,044.09	0.00	(1,623,773.56)	104.35
018-9100	HIGH SCHOOL PRINCIPAL'S FUND	5,523.51	323.31	5,846.82	142.25	0.00	1,916.66	0.00	3,787.91	35.21
018-9101	HIGH SCHOOL FLOWER FUND	209.00	0.00	209.00	0.00	0.00	85.00	0.00	124.00	40.67
018-9200	JUNIOR HIGH PRINCIPAL'S FUND	142.45	5,880.00	6,022.45	0.00	0.00	6,145.50	0.00	(123.05)	102.04
018-9300	EASTERN PRINCIPAL'S FUND	3,088.80	386.00	3,474.80	0.00	0.00	886.00	0.00	2,588.80	25.50
018-9301	EASTERN ELEMENTARY BOOKFAIR/BOXTOP S FUND	6,612.15	0.00	6,612.15	271.97	0.00	4,000.00	0.00	2,340.18	64.61
018-9302	EASTERN ELEMENTARY MATH	1,036.52	0.00	1,036.52	0.00	0.00	0.00	0.00	1,036.52	0.00
018-9303	EASTERN RUN CLUB	1,286.73	0.00	1,286.73	77.90	77.90	1,318.83	0.00	(110.00)	108.55
018-9400	CENTRAL PRINCIPAL'S FUND	7,500.00	81.83	7,581.83	0.00	0.00	81.83	0.00	7,500.00	1.08
018-9401	CENTRAL ELEMENTARY BOOKFAIR FUND	5,129.31	0.00	5,129.31	0.00	0.00	0.00	0.00	5,129.31	0.00
018-9402	CENTRAL	1,500.00	0.00	1,500.00	0.00	0.00	0.00	0.00	1,500.00	0.00



## LEXINGTON LOCAL SCHOOLS Appropriation Summary Report

Fund-SCC	Description	FYTD Appropriated	Prior Year Encumbrance	FYTD Expendable	FYTD Expended	MTD Expended	Encumbrance	Future Encumbrance	FYTD Unencumbered	Percent Expended/Encumbered
018-9500	ELEMENTARY ART WESTERN PRINCIPAL'S FUND	\$ 9,566.98	\$ 1,527.99	\$ 11,094.97	\$ 2,096.36	\$ 29.91	\$ 157.63	\$ 0.00	\$ 8,840.98	20.32 %
018-9501	WESTERN ELEMENTARY BOOKFAIR/BOXTOPS FUND	6,500.00	0.00	6,500.00	0.00	0.00	0.00	0.00	6,500.00	0.00
018-9503	WESTERN ELEMENTARY ART	1,986.42	0.00	1,986.42	0.00	0.00	0.00	0.00	1,986.42	0.00
018-9901	JUNIOR HIGH TEACHER ADVISORY FUND	109.25	0.00	109.25	0.00	0.00	0.00	0.00	109.25	0.00
019-9001	ACADEMIC BOOSTERS GRANTS	769.07	0.00	769.07	0.00	0.00	0.00	0.00	769.07	0.00
019-9121	CENTRAL ELEMENTARY PTO GRANTS	2,306.26	0.00	2,306.26	0.00	0.00	0.00	0.00	2,306.26	0.00
019-9122	EASTERN ELEMENTARY PTO GRANTS	2,401.33	0.00	2,401.33	0.00	0.00	0.00	0.00	2,401.33	0.00
019-9123	WESTERN ELEMENTARY PTO GRANTS	3,139.13	0.00	3,139.13	0.00	0.00	0.00	0.00	3,139.13	0.00
019-9200	RICHLAND COUNTY FOUNDATION GRANT PLAYGROUND	200.00	0.00	200.00	0.00	0.00	0.00	0.00	200.00	0.00
019-9218	RICH CO FOUND-WRITE STUFF STEAM KIT	52.93	0.00	52.93	52.93	0.00	0.00	0.00	0.00	100.00
019-9221	RICH CO FOUND-SCIENCE DISCOVERY BINS	0.95	0.00	0.95	0.95	0.00	0.00	0.00	0.00	100.00
019-9222	RICH CO FOUND-ONE BIG HAPPY FAMILY	2.41	0.00	2.41	2.41	0.00	0.00	0.00	0.00	100.00
019-9224	RICH CO FOUND-STEM SNAP CIRCUITS	66.36	0.00	66.36	66.36	0.00	0.00	0.00	0.00	100.00
019-9225	OTHER GRANT	485.94	0.00	485.94	0.00	0.00	485.94	0.00	0.00	100.00
019-9226	OTHER GRANT	1,500.00	0.00	1,500.00	0.00	0.00	0.00	0.00	1,500.00	0.00
019-9301	RICH CO FOUND/SECO ROBOTICS GRANT (HEIMANN)	31.72	0.00	31.72	0.00	0.00	0.00	0.00	31.72	0.00
019-9302	RICH CO RETIRED TEACHERS ASSOC	150.00	0.00	150.00	0.00	0.00	0.00	0.00	150.00	0.00
022-9601	OHSAA	11,209.59	0.00	11,209.59	259.68	75.00	13,925.00	0.00	(2,975.09)	126.54

As Of Period: 09/30/2021

## LEXINGTON LOCAL SCHOOLS

### Appropriation Summary Report

Fund-SCC	Description	FYTD Appropriated	Prior Year Encumbrance	FYTD Expendable	FYTD Expended	MTD Expended	Encumbrance	Future Encumbrance	FYTD Unencumbered	Percent Expended/Encumbered
024-0000	TOURNAMENT AGENCY FUND EMPLOYEE BENEFITS FUND FOR MEDICAL/DENTAL	\$ 5,446,545.00	\$ 252,504.20	\$ 5,699,049.20	\$ 1,160,203.40	\$ 373,410.68	\$ 143,615.90	\$ 0.00	\$ 4,395,229.90	22.88 %
034-0000	OFCC PROJECT MAINTENANCE FUND	5,000.00	0.00	5,000.00	1,259.95	0.00	0.00	0.00	3,740.05	25.20
200-9101	HIGH SCHOOL ART CLUB	372.46	0.00	372.46	0.00	0.00	0.00	0.00	372.46	0.00
200-9102	HIGH SCHOOL DRAMA CLUB	20,000.00	510.00	20,510.00	3,439.22	3,439.22	510.00	0.00	16,560.78	19.26
200-9103	HIGH SCHOOL MATH CLUB	52.70	0.00	52.70	0.00	0.00	0.00	0.00	52.70	0.00
200-9104	HIGH SCHOOL LEADERSHIP COUNCIL	697.11	0.00	697.11	0.00	0.00	0.00	0.00	697.11	0.00
200-9105	HIGH SCHOOL FRENCH CLUB	379.75	0.00	379.75	0.00	0.00	0.00	0.00	379.75	0.00
200-9107	HIGH SCHOOL SPANISH CLUB	568.50	0.00	568.50	0.00	0.00	0.00	0.00	568.50	0.00
200-9108	HIGH SCHOOL LEO CLUB	1,000.00	0.00	1,000.00	0.00	0.00	0.00	0.00	1,000.00	0.00
200-9114	HIGH SCHOOL STUDENT COUNCIL FUND	2,500.00	0.00	2,500.00	39.96	39.96	1,460.04	0.00	1,000.00	60.00
200-9115	HIGH SCHOOL KEY CLUB	1,000.00	0.00	1,000.00	0.00	0.00	0.00	0.00	1,000.00	0.00
200-9116	HIGH SCHOOL CHESS CLUB	321.00	0.00	321.00	0.00	0.00	0.00	0.00	321.00	0.00
200-9119	HIGH SCHOOL YEARBOOK FUND	20,000.00	13,273.53	33,273.53	0.00	0.00	13,273.53	0.00	20,000.00	39.89
200-9120	HIGH SCHOOL JOURNALISM FUND	250.00	0.00	250.00	0.00	0.00	0.00	0.00	250.00	0.00
200-9121	HIGH SCHOOL NATIONAL HONOR SOCIETY	1,328.65	0.00	1,328.65	438.09	0.00	2,546.91	0.00	(1,656.35)	224.66
200-9201	JUNIOR HIGH ART CLUB	485.00	200.25	685.25	200.25	0.00	0.00	0.00	485.00	29.22
200-9204	JUNIOR HIGH STUDENT COUNCIL FUND	1,500.00	0.00	1,500.00	0.00	0.00	0.00	0.00	1,500.00	0.00
200-9205	JUNIOR HIGH LIBRARY CLUB	77.65	0.00	77.65	0.00	0.00	0.00	0.00	77.65	0.00
200-9301	EASTERN ELEMENTARY STUDENT ACTIVITY	1,762.93	0.00	1,762.93	0.00	0.00	0.00	0.00	1,762.93	0.00

## LEXINGTON LOCAL SCHOOLS Appropriation Summary Report

Fund-SCC	Description	FYTD Appropriated	Prior Year Encumbrance	FYTD Expendable	FYTD Expended	MTD Expended	Encumbrance	Future Encumbrance	FYTD Unencumbered	Percent Expended/Encumbered
	FUND									
200-9302	EASTERN ELEMENTARY ROBOTICS FUND	\$ 575.16	\$ 0.00	\$ 575.16	\$ 0.00	\$ 0.00	\$ 0.00	\$ 0.00	\$ 575.16	0.00 %
200-9611	HIGH SCHOOL INFORMED TEENS FUND	903.63	0.00	903.63	0.00	0.00	0.00	0.00	903.63	0.00
200-9612	JUNIOR HIGH INFORMED TEENS FUND	1,375.08	0.00	1,375.08	0.00	0.00	0.00	0.00	1,375.08	0.00
300-9115	JAZZ BAND	757.61	755.00	1,512.61	0.00	0.00	755.00	0.00	757.61	49.91
300-9116	CHOIR	1,284.95	0.00	1,284.95	0.00	0.00	0.00	0.00	1,284.95	0.00
300-9206	JUNIOR HIGH PHYS ED DEPARTMENT FUND	3,000.00	0.00	3,000.00	0.00	0.00	1,200.00	0.00	1,800.00	40.00
300-9210	JR HIGH INSTRUMENTAL	41.03	0.00	41.03	0.00	0.00	0.00	0.00	41.03	0.00
300-9600	ATHLETIC FUND	232,010.00	1,783.24	233,793.24	63,970.80	27,926.54	68,960.61	0.00	100,861.83	56.86
300-9601	ATHLETIC CAPITAL FUND	45,000.00	0.00	45,000.00	0.00	0.00	44,000.00	0.00	1,000.00	97.78
300-9602	ORCHESTRA	63.22	0.00	63.22	0.00	0.00	0.00	0.00	63.22	0.00
300-9603	ELEMENTARY MUSIC	1,572.09	0.00	1,572.09	0.00	0.00	0.00	0.00	1,572.09	0.00
300-9605	BAND	232.95	0.00	232.95	0.00	0.00	0.00	0.00	232.95	0.00
451-9022	DATA COMMUNICATION FUND	9,000.00	0.00	9,000.00	9,000.00	0.00	0.00	0.00	0.00	100.00
467-0000	STUDENT WELLNESS AND SUCCESS FUND	411,376.97	27,112.82	438,489.79	59,475.30	37,856.17	63,073.13	0.00	315,941.36	27.95
507-9022	ESSER ARP FUNDING	2,014,488.04	0.00	2,014,488.04	139,215.90	39,499.42	177,394.21	0.00	1,697,877.93	15.72
507-9921	ESSER II FUNDING	183,432.26	2,596.00	186,028.26	89,449.20	42,813.68	14,606.59	0.00	81,972.47	55.94
516-9021	IDEA-B SPECIAL EDUCATION FY21	3,500.00	77,470.19	80,970.19	10,946.36	0.00	77,470.19	0.00	(7,446.36)	109.20
516-9022	IDEA-B SPECIAL EDUCATION FY22	672,011.47	0.00	672,011.47	43,351.43	33,252.13	411,777.62	0.00	216,882.42	67.73
516-9922	IDEA PART B GRANTS	0.00	0.00	0.00	0.00	0.00	85,000.00	0.00	(85,000.00)	0.00
572-9021	TITLE I FY21	0.00	2,217.72	2,217.72	528.14	(2,464.91)	2,217.72	0.00	(528.14)	123.81
572-9022	TITLE I FY22	267,309.17	0.00	267,309.17	21,823.78	21,823.78	17,337.35	0.00	228,148.04	14.65
584-9022	TITLE IV FY22	29,064.89	0.00	29,064.89	19,744.37	0.00	250.00	0.00	9,070.52	68.79
587-9022	EARLY CHILDHOOD SPECIAL EDUCATION IDEA FY22	12,213.91	0.00	12,213.91	910.45	540.03	12,060.50	0.00	(757.04)	106.20

## LEXINGTON LOCAL SCHOOLS Appropriation Summary Report

Fund-SCC	Description	FYTD Appropriated	Prior Year Encumbrance	FYTD Expendable	FYTD Expended	MTD Expended	Encumbrance	Future Encumbrance	FYTD Unencumbered	Percent Expended/Encumbered
590-9021	TITLE II-A IMPROVING TEACHER QUALITY FY21	\$ 0.00	\$ 0.00	\$ 0.00	\$ 0.00	\$ (3.80)	\$ 0.00	\$ 0.00	\$ 0.00	0.00 %
590-9022	TITLE II-A IMPROVING TEACHER QUALITY FY22	55,303.27	0.00	55,303.27	8,404.33	8,404.33	0.00	0.00	46,898.94	15.20
599-9921	RICHLAND COUNTY MOBILE HOT SPOT GRANT	0.00	600.00	600.00	614.96	0.00	600.00	0.00	(614.96)	202.49
<b>Grand Total</b>		<b>\$ 44,983,939.98</b>	<b>\$ 44,354,572.36</b>	<b>\$ 89,338,512.34</b>	<b>\$ 20,683,846.95</b>	<b>\$ 8,235,886.78</b>	<b>\$ 41,499,249.22</b>	<b>\$ 0.00</b>	<b>\$ 27,155,416.17</b>	