

LEXINGTON LOCAL SCHOOLS



FINANCIAL REPORT
FOR THE PERIOD ENDING
SEPTEMBER 30, 2019

PREPARED BY
JASON WHITESEL, TREASURER

DATE: 10/04/2019
TIME: 10:24

LEXINGTON LOCAL SCHOOLS
CASH RECONCILIATION AS OF 09/30/2019

PAGE: 1
(USAEMSED)

	SUB-TOTALS	TOTALS
	-----	-----
Gross Depository Balances:		
RICHLAND BANK MMA 5719	\$ 7,341,059.18	
RICHLAND BANK SWEEP ACCT 3520	1,108,415.68	
RICHLAND BANK GENERAL ACCT 0580	341,938.76	
RICHLAND BANK ANTHEM SWEEP 3523	1,251,436.80	
RICHLAND BANK EE BENEFITS 3180	2,006.48	
RICHLAND BANK PAYROLL ACCT 9780	22,476.70	
RICHLAND BANK ATHLETIC ACCT 3280	2,160.00	

Total Depository Balances (Gross)		\$ 10,069,493.60
Adjustments to Bank Balance:		
Cash in Transit to Bank	\$ 9,440.95	
Outstanding Checks	239,246.71-	
Adjustments	10.94-	
Outstanding Vision Adjustment -\$10.94		

Total Adjustments to Bank Balance		229,816.70-
Investments:		
Treasury Bonds and Notes	\$ 28,454,150.81	
Certificate of Deposits	6,778,000.00	
Other Securities	23,391,838.98	
Other Investments:		
Richland Bank MMA (5750)	28,352.37	
Richland Bank MMA (R252)	2,306,080.01	
Richland Bank MMA/Sav (R252)	248,000.00	

Total Investments		61,206,422.17
Cash on Hand:		
Petty Cash:		
TREASURER'S OFFICE	\$ 100.00	
HIGH SCHOOL	50.00	
JUNIOR HIGH SCHOOL	50.00	
EASTERN, CENTRAL, WESTERN	150.00	
Change Cash:		
ATHLETIC CHANGE	\$ 3,000.00	
CAFETERIA CHANGE	333.00	
JUNIOR HIGH SCHOOL	100.00	
Cash with Fiscal Agent	0.00	

Total Cash on Hand		3,783.00

Total Balances		\$ 71,049,882.07
		=====
Total Fund Balance		\$ 71,049,882.07
		=====
Depository Clearance Accounts:		

Total Clearance Account Balances		\$ 0.00

James D. Whitford

September 01, 2019 through September 30, 2019

Account Name : Lexington Local SD Managing Agency

Account No : 5750

Summary Of Investment Holdings

Quantity	Description			Unit Value	Market Value	Tax Cost	Estimated Ann Inc	Yield To Mkt
<u>Money Markets - Taxable</u>								
28,352.37	Northern Instl Government Select Portfolio			1.0000	28,352.37	28,352.37	518.85	1.83%
Totals					28,352.37	28,352.37	518.85	1.83%
<u>Marketable CDs</u>								
30,000	First General Bank	2.200%	01/21/2020	100.0987	30,029.61	30,000.00	660.00	2.20%
200,000	Alma Bank	1.300%	06/10/2020	99.6491	199,298.20	200,000.00	2,600.00	1.30%
150,000	Community Fin'l Svcs Bk KY	1.500%	08/19/2020	99.7357	149,603.55	150,000.00	2,250.00	1.50%
200,000	Bank Leumi USA NY NY	1.750%	08/25/2020	99.9515	199,903.00	200,000.00	3,500.00	1.75%
248,000	Wells Fargo Bank NA	2.800%	09/14/2020	100.9463	250,346.82	248,000.00	6,944.00	2.77%
200,000	Marlin Business Bank	1.850%	10/13/2020	100.0513	200,102.60	200,000.00	3,700.00	1.85%
175,000	Unison Bank	1.500%	11/25/2020	100.2522	175,441.35	175,000.00	2,625.00	1.50%
200,000	Goldman Sachs Bank USA	1.850%	02/17/2021	100.0674	200,134.80	200,000.00	3,700.00	1.85%
200,000	MB Financial Bank NA	1.400%	03/30/2021	99.0422	198,084.40	200,000.00	2,800.00	1.41%
100,000	BankVista	1.400%	04/06/2021	99.4020	99,402.00	100,000.00	1,400.00	1.41%
200,000	Bank of Santa Clarita CA	1.400%	04/15/2021	99.3922	198,784.40	200,000.00	2,800.00	1.41%
125,000	HSBC Bank USA NA	2.150%	07/26/2021	100.0759	125,094.88	125,000.00	2,687.50	2.15%
200,000	Stearns Bank NA	1.950%	09/29/2021	100.2940	200,588.00	200,000.00	3,900.00	1.94%
200,000	Citibank NA	3.150%	10/26/2021	102.7312	205,462.40	200,000.00	6,300.00	3.07%
200,000	BMW Bank North America	3.050%	12/28/2021	102.7326	205,465.20	200,000.00	6,100.00	2.97%
100,000	Medallion Bank UT	3.500%	01/10/2022	102.7800	102,780.00	100,000.00	3,500.00	3.41%
150,000	TIAA FSB	2.850%	02/22/2022	102.4458	153,668.70	150,000.00	4,275.00	2.78%
200,000	Bridgewater Bank Bloom MN	1.900%	02/28/2022	100.2248	200,449.60	200,000.00	3,800.00	1.90%
125,000	Citizens Alliance Bank	2.500%	03/15/2022	100.0236	125,029.50	125,000.00	3,125.00	2.50%
200,000	Continental Bank UT	1.900%	06/22/2022	100.2437	200,487.40	200,000.00	3,800.00	1.90%
200,000	American Express Centurion	2.400%	09/12/2022	101.2529	202,505.80	200,000.00	4,800.00	2.37%
200,000	Discover Bank	2.250%	09/27/2022	101.2723	202,544.60	200,000.00	4,500.00	2.22%
200,000	Sallie Mae Bank SLC UT	2.500%	12/13/2022	102.1076	204,215.20	200,000.00	5,000.00	2.45%

September 01, 2019 through September 30, 2019

Account Name : Lexington Local SD Managing Agency

Account No : 5750

Summary Of Investment Holdings

Quantity	Description			Unit Value	Market Value	Tax Cost	Estimated Ann Inc	Yield To Mkt
25,000	State Bank of India NY	3.000%	03/06/2023	103.8871	25,971.78	25,000.00	750.00	2.89%
200,000	Comenity Capital Bank	2.700%	04/17/2023	102.9763	205,952.60	200,000.00	5,400.00	2.62%
150,000	Merrick Bank	2.050%	07/12/2023	100.7608	151,141.20	150,000.00	3,075.00	2.03%
<i>Totals</i>					4,412,487.59	4,378,000.00	93,991.50	2.13%
<u>U.S. Treasury Bills</u>								
125,000	US Treasury Bill		11/21/2019	99.7458	124,682.25	124,409.56	2,211.86	1.77%
<i>Totals</i>					124,682.25	124,409.56	2,211.86	1.77%
<u>U.S. Govt Agy-Non-Ex St-Int Only</u>								
200,000	FHLMC	1.300%	10/25/2019	99.9513	199,902.68	200,000.00	2,600.00	1.30%
300,000	FNMA	1.300%	07/28/2020	99.5052	298,515.63	300,000.00	3,900.00	1.31%
200,000	FHLMC	2.050%	09/05/2023	99.7874	199,574.73	200,000.00	4,100.00	2.05%
<i>Totals</i>					697,993.04	700,000.00	10,600.00	1.52%
<i>Grand Total</i>					5,263,515.25	5,230,761.93	107,322.21	2.04%

September 01, 2019 through September 30, 2019

Account Name : Lexington Local SD Bond Acct Man Agcy

Account No : R252

Summary Of Investment Holdings

Quantity	Description		Unit Value	Market Value	Tax Cost	Estimated Ann Inc	Yield To Mkt
<u>Money Markets - Taxable</u>							
2,306,080.01	Northern Instl Government Select Portfolio		1.0000	2,306,080.01	2,306,080.01	42,201.26	1.83%
Totals				2,306,080.01	2,306,080.01	42,201.26	1.83%
<u>Money Markets/Savings - Taxable</u>							
248,000	Park National Bank FDIC Account (P250)		1.0000	248,000.00	248,000.00	4,588.00	1.85%
Totals				248,000.00	248,000.00	4,588.00	1.85%
<u>Marketable CDs</u>							
248,000	BankUnited NA	2.000%	10/24/2019	100.0062	248,015.38	248,000.00	4,960.00 2.00%
238,000	SouthEast Bank	2.000%	10/24/2019	100.0062	238,014.76	238,000.00	4,760.00 2.00%
238,000	Great Western Bank	2.000%	11/29/2019	100.0127	238,030.23	238,000.00	4,760.00 2.00%
238,000	Zions Bancorp NA	1.950%	03/23/2020	100.0486	238,115.67	238,000.00	4,641.00 1.95%
248,000	Safra National Bank NY	2.000%	04/15/2020	100.0882	248,218.74	248,000.00	4,960.00 2.00%
238,000	Bank of America	1.950%	04/24/2020	100.0655	238,155.89	238,000.00	4,641.00 1.95%
238,000	Bank of Baroda	2.000%	04/24/2020	100.0939	238,223.48	238,000.00	4,760.00 2.00%
238,000	First National Bank	1.950%	06/25/2020	100.1076	238,256.09	238,000.00	4,641.00 1.95%
238,000	Goldman Sachs Bank USA	1.950%	07/23/2020	100.1154	238,274.65	238,000.00	4,641.00 1.95%
238,000	Morgan Stanley Bank NA	1.950%	07/24/2020	100.1158	238,275.60	238,000.00	4,641.00 1.95%
Totals				2,401,580.49	2,400,000.00	47,405.00	1.97%
<u>U.S. Treasury Bills</u>							
6,500,000	US Treasury Bill		10/17/2019	99.9212	6,494,878.00	6,468,789.17	131,196.54 2.02%
6,500,000	US Treasury Bill	2.010%	01/16/2020	99.4682	6,465,433.00	6,437,681.25	117,670.88 1.82%
15,000,000	US Treasury Bill		07/16/2020	98.5821	14,787,315.00	14,723,270.83	265,136.56 1.79%
Totals				27,747,626.00	27,629,741.25	514,003.98	1.85%
<u>Commercial Paper - Corporate</u>							
2,950,000	Concord Minutemen Cap Co Com	2.120%	10/11/2019	99.5230	2,935,928.50	2,935,928.50	62,540.00 2.13%

September 01, 2019 through September 30, 2019

Account Name : Lexington Local SD Bond Acct Man Agcy

Account No : R252

Summary Of Investment Holdings

Quantity	Description			Unit Value	Market Value	Tax Cost	Estimated Ann Inc To Mkt	Yield
2,950,000	Jupiter Sec Co LLC Com'l Pap	2.120%	11/14/2019	99.3228	2,930,021.95	2,930,021.94	62,540.00	2.13%
2,950,000	Skandinav Enskida Bank Com'l	2.040%	12/06/2019	99.2237	2,927,098.18	2,927,098.17	60,180.00	2.06%
2,950,000	Old Line Funding LLC Com'l P	2.030%	01/07/2020	99.0470	2,921,887.33	2,921,887.32	59,884.99	2.05%
2,950,000	Boeing Company Com'l Paper	2.030%	01/08/2020	99.0414	2,921,720.98	2,921,720.97	59,885.00	2.05%
2,950,000	Collat CP Flex Co LLC Com'l	2.030%	01/13/2020	99.0132	2,920,889.22	2,920,889.24	59,885.01	2.05%
2,950,000	Suncorp Metway Ltd Com'l Pap	2.030%	01/16/2020	98.9963	2,920,390.20	2,920,390.19	59,885.00	2.05%
2,950,000	Fed Caisses Desjardins Com'l	2.030%	02/24/2020	98.7764	2,913,902.65	2,913,902.65	59,885.01	2.06%
<i>Totals</i>					23,391,839.01	23,391,838.98	484,685.01	2.07%
<i>Grand Total</i>					56,095,125.51	55,975,660.24	1,092,883.25	1.95%

LEXINGTON LOCAL SCHOOLS
INVESTMENT REPORT FOR THE MONTH ENDING
SEPTEMBER 30, 2019

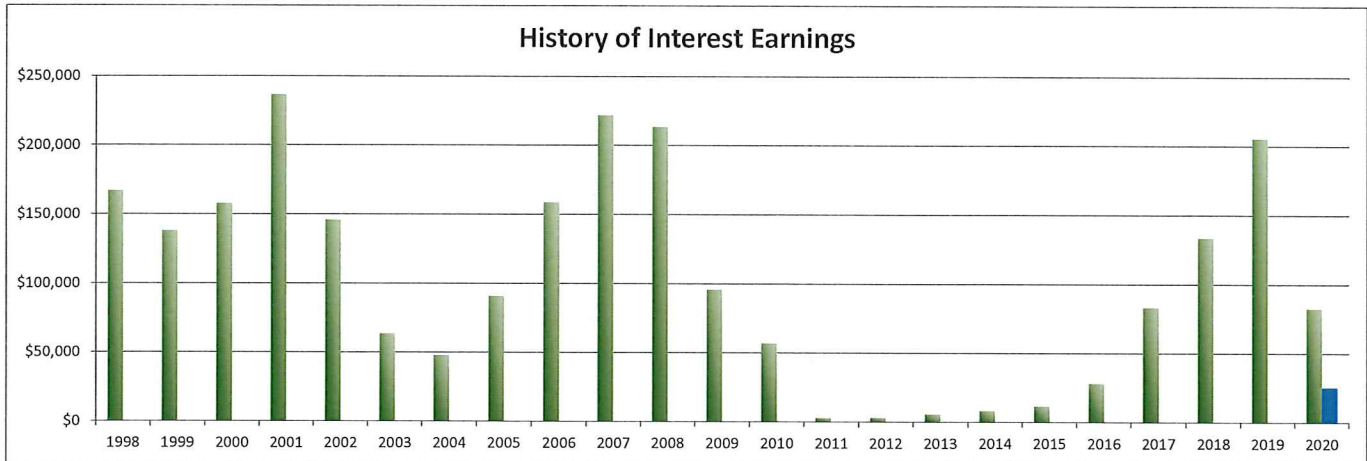
INTEREST EARNED:	THIS MONTH	FISCAL YEAR TO DATE
Richland Bank, General Sweep	\$1,761.64	\$8,146.47
Richland Bank, General MMA	\$13,895.70	\$35,594.51
Richland Bank, Anthem Sweep	\$1,839.50	\$5,509.37
Star Ohio	\$0.00	\$0.00
CDs, Bonds, and other investments	\$10,535.95	\$33,118.26
TOTAL INTEREST RECEIVED	\$28,032.79	\$82,368.61

INTEREST EARNED (LEX BOND ACCT)	THIS MONTH	FISCAL YEAR TO DATE
Richland Bank, General Sweep	\$0.00	\$0.00
Richland Bank, General MMA	\$0.00	\$0.00
Richland Bank, Anthem Sweep	\$0.00	\$0.00
Star Ohio	\$0.00	\$0.00
CDs, Bonds, and other investments	\$1,626.79	\$25,660.24
TOTAL INTEREST RECEIVED	\$1,626.79	\$25,660.24

History of Interest Earnings	Fiscal Year	Interest Earnings
	1998	\$ 167,057.52
	1999	\$ 138,113.69
	2000	\$ 157,991.72
	2001	\$ 236,839.79
	2002	\$ 146,052.34
	2003	\$ 63,712.36
	2004	\$ 47,970.95
	2005	\$ 90,719.94
	2006	\$ 158,724.51
	2007	\$ 221,998.86
	2008	\$ 213,660.34
	2009	\$ 95,639.63
	2010	\$ 56,860.22
	2011	\$ 3,001.78
	2012	\$ 3,090.00
	2013	\$ 5,758.97
	2014	\$ 8,349.92
	2015	\$ 11,765.22
	2016	\$ 28,300.22
	2017	\$ 83,194.26
	2018	\$ 133,582.49
	2019	\$ 205,588.68
FISCAL Year To Date	2020	\$82,368.61

Lex Bond Acct Interest Earnings	Fiscal Year	Interest Earnings
FISCAL Year To Date	2020	\$25,660.24

Total Interest Earnings 1998 to Present	\$ 2,360,342.02
--	------------------------



Fnd	Sec	Description	Beginning Balance	MTD Revenues	FYTD Revenues	MTD Expenditures	FYTD Expenditures	Current Available Balance
001	0000	GENERAL FUND	9,425,388.56	1,024,679.29	8,171,662.90	2,104,462.30	6,499,640.98	11,097,410.48
001	9412	GENERAL BUDGET RESERVE SE	87,928.97	.00	.00	.00	.00	87,928.97
002	0000	BOND RETIREMENT FUND	1,925.89	.00	3,149,132.24	415,418.79	415,418.79	2,735,639.34
003	0000	PERMANENT IMPROVEMENT FUN	65,009.60	.00	281,142.87	244,750.38	593,078.64	246,926.17-
004	0000	LFI BUILDING FUND	.00	318.38	56,475,260.39	.00	45,520,238.41	10,955,021.98
006	0000	FOOD SERVICE FUND	2,391.51-	33,262.15	58,167.24	66,492.29	165,937.37	110,161.64-
007	9100	LEXINGTON MINUTEMEN ACADE	18,983.37	36.25	2,388.16	.00	.00	21,371.53
007	9800	TERRY McCANNON SCHOLARSHI	12,770.55	21.78	68.05	.00	.00	12,838.60
010	0000	CLASSROOM FACILITIES CONS	.00	1,308.41	45,020,638.26	.00	.00	45,020,638.26
018	9100	HIGH SCHOOL PRINCIPAL'S F	1,364.37	445.72	506.81	.00	154.41	1,716.77
018	9200	JUNIOR HIGH PRINCIPAL'S F	2,084.24	28.00	4,312.00	180.00	180.00	6,216.24
018	9300	EASTERN PRINCIPAL'S FUND	5,077.34	.00	.00	2,077.48	2,077.48	2,999.86
018	9301	EASTERN ELEMENTARY BOOKFA	9,119.25	.00	.00	.00	430.24	8,689.01
018	9302	EASTERN ELEMENTARY MATH	1,236.52	.00	.00	.00	150.00	1,086.52
018	9303	EASTERN RUN CLUB	206.68	125.00	1,135.00	.00	.00	1,341.68
018	9400	CENTRAL PRINCIPAL'S FUND	8,832.01	351.00	834.08	137.00	137.00	9,529.09
018	9401	CENTRAL ELEMENTARY BOOKFA	3,284.84	10.00	20.00	.00	.00	3,304.84
018	9402	CENTRAL ELEMENTARY ART	1,941.37	.00	.00	.00	.00	1,941.37
018	9500	WESTERN PRINCIPAL'S FUND	16,890.68	482.41	2,382.41	911.38	3,111.38	16,161.71
018	9501	WESTERN ELEMENTARY BOOKFA	2,944.06	.00	5.00	.00	.00	2,949.06
018	9503	WESTERN ELEMENTARY ART	1,986.42	.00	.00	.00	.00	1,986.42
018	9901	JUNIOR HIGH TEACHER ADVIS	109.25	.00	.00	.00	.00	109.25
019	9001	ACADEMIC BOOSTERS GRANTS	769.07	.00	.00	.00	.00	769.07
019	9121	CENTRAL ELEMENTARY PTO GR	974.67	10.95	34.99	.00	.00	1,009.66
019	9122	EASTERN ELEMENTARY PTO GR	1,279.64	10.94	34.98	771.36	771.36	543.26
019	9123	WESTERN ELEMENTARY PTO GR	1,429.82	10.93	34.99	123.13	378.92	1,085.89
019	9200	RICHLAND COUNTY FOUNDATIO	200.00	.00	.00	.00	.00	200.00
019	9218	RICH CO FOUN-WRITE STUFF	52.93	.00	.00	.00	.00	52.93
019	9219	RICH CO FOUN-CLASSROOM L	.00	549.52	549.52	.00	.00	549.52
019	9220	RICH CO FOUN-LEGOS AND B	.00	915.00	915.00	.00	.00	915.00
019	9221	RICH CO FOUN-SCIENCE DIS	.00	1,500.00	1,500.00	.00	.00	1,500.00
019	9301	RICH CO FOUN/SECO ROBOTI	31.72	.00	.00	.00	.00	31.72
019	9302	RICH CO RETIRED TEACHERS	150.00	.00	.00	.00	.00	150.00
022	9601	OHSAA TOURNAMENT AGENCY F	108.42	.00	.00	.00	640.00	531.58-
024	0000	EMPLOYEE BENEFITS FUND FO	1,148,706.99	449,044.69	1,327,792.92	345,195.97	1,225,817.57	1,250,682.34
200	9101	HIGH SCHOOL ART CLUB	93.76	.00	.00	.00	.00	93.76
200	9102	HIGH SCHOOL DRAMA CLUB	25,775.03	.00	.00	1,727.00	1,778.00	23,997.03
200	9103	HIGH SCHOOL MATH CLUB	52.70	.00	.00	.00	.00	52.70
200	9104	HIGH SCHOOL LEADERSHIP CO	754.05	.00	.00	.00	.00	754.05
200	9105	HIGH SCHOOL FRENCH CLUB	302.37	.00	.00	.00	.00	302.37
200	9107	HIGH SCHOOL SPANISH CLUB	618.50	.00	.00	.00	50.00	568.50
200	9108	HIGH SCHOOL LED CLUB	3,286.40	.00	12.24	.00	.00	3,298.64
200	9114	HIGH SCHOOL STUDENT COUNC	2,958.92	.00	.00	35.34	935.34	2,023.58
200	9115	HIGH SCHOOL KEY CLUB	950.98	100.00	100.00	.00	.00	1,050.98
200	9116	HIGH SCHOOL CHESS CLUB	321.00	.00	.00	.00	.00	321.00
200	9119	HIGH SCHOOL YEARBOOK FUND	49,110.95	1,490.00	6,015.00	.00	.00	55,125.95

Fnd	Sec	Description	Beginning Balance	MTD Revenues	FYTD Revenues	MTD Expenditures	FYTD Expenditures	Current Available Balance
200	9120	HIGH SCHOOL JOURNALISM FU	505.44	.00	.00	.00	.00	505.44
200	9121	HIGH SCHOOL NATIONAL HONO	807.17	30.00	320.00	675.00	675.00	452.17
200	9201	JUNIOR HIGH ART CLUB	541.33	.00	.00	.00	.00	541.33
200	9204	JUNIOR HIGH STUDENT COUNC	1,000.31	.00	.00	.00	.00	1,000.31
200	9205	JUNIOR HIGH LIBRARY CLUB	77.65	.00	.00	.00	.00	77.65
200	9301	EASTERN ELEMENTARY STUDEN	1,233.78	.00	.00	.00	.00	1,233.78
200	9302	EASTERN ELEMENTARY ROBOTI	650.95	.00	.00	.00	.00	650.95
200	9611	HIGH SCHOOL INFORMED TEEN	903.63	.00	.00	.00	.00	903.63
200	9612	JUNIOR HIGH INFORMED TEEN	492.74	.00	.00	.00	.00	492.74
300	9115	JAZZ BAND	1,850.81	.00	.00	.00	.00	1,850.81
300	9116	CHDIR	1,085.20	.00	.00	.00	.00	1,085.20
300	9206	JUNIOR HIGH PHYS ED DEPAR	3,924.68	300.00	300.00	.00	634.24	3,590.44
300	9210	JR HIGH INSTRUMENTAL	41.03	.00	.00	.00	.00	41.03
300	9600	ATHLETIC FUND	6,471.99	38,530.00	90,564.30	28,190.54	77,895.74	19,140.55
300	9601	ATHLETIC CAPITAL FUND	39,000.00	.00	13,000.00	.00	.00	52,000.00
300	9602	ORCHESTRA	63.22	.00	.00	.00	.00	63.22
300	9603	ELEMENTARY MUSIC	1,795.57	.00	.00	.00	.00	1,795.57
300	9605	BAND	232.95	.00	.00	.00	.00	232.95
516	9019	IDEA-B SPECIAL EDUCATION	40,448.50-	.00	78,905.73	.00	38,457.23	.00
516	9020	IDEA-B SPECIAL EDUCATION	.00	64,744.49	64,744.49	52,367.01	68,220.48	3,475.99-
572	9019	TITLE I FY19	11,341.27-	2,303.14	23,520.05	4,342.75-	12,178.78	.00
572	9020	TITLE I FY20	.00	29,688.79	29,688.79	21,908.43	35,670.77	5,981.98-
587	9019	EARLY CHILDHOOD SPECIAL E	7,546.89-	.00	7,546.89	.00	.00	.00
587	9020	EARLY CHILDHOOD SPECIAL E	.00	886.51	886.51	1,000.99	1,000.99	114.48-
590	9020	TITLE II-A IMPROVING TEAC	.00	5,318.08	5,318.08	7,860.87	7,860.87	2,542.79-
599	9020	TITLE IV FY20	.00	11,572.01	11,572.01	.00	11,572.01	.00
Grand Total All Funds			10,903,962.17	1,668,073.44	114831,011.90	3,289,942.51	54685,092.00	71049,882.07
Total Invested Funds			.00					

DATE: 10/04/2019
TIME: 09:44:57OHIO DEPARTMENT OF EDUCATION - OFFICE OF SCHOOL MANAGEMENT ASSISTANCE
ANNUAL SPENDING PLAN (CURRENT OPERATION - GENERAL FUND ONLY - O.R.C. 5705.391)

PAGE: 1

SCHOOL DISTRICT: LEXINGTON LOCAL SCHOOLS IRN # 049437 COUNTY: RICHLAND FISCAL YEAR: 2020 MONTH: 09

	MONTHLY ESTIMATE	MONTHLY ACTUAL	MONTHLY DIFFERENCE	FISCAL YTD ESTIMATE	FISCAL YTD ACTUAL	FISCAL YTD DIFFERENCE
REVENUES						
01.010 General Property (Real Estate)	0	0	0	4,584,038	4,746,629	162,591
01.020 Tangible Personal Property Tax	0	0	0	375,545	389,846	14,301
01.030 Income Tax	0	0	0	0	0	0
01.035 Unrestricted Grants-in-Aid	930,000	875,262	54,738-	2,761,165	2,702,472	58,693-
01.040 Restricted Grants-in-Aid	6,100	6,203	103	18,376	18,610	234
01.045 Restricted Grants-in-Aid - SFSF	0	0	0	0	0	0
01.050 Property Tax Allocation	2,500	0	2,500-	50,000	47,708	2,292-
01.060 All Other Operating Revenue	25,000	92,402	67,402	100,251	195,643	95,392
01.070 Total Revenue	963,600	973,867	10,267	7,889,375	8,100,908	211,533
OTHER FINANCING SOURCES						
02.010 Proceeds from Sale of Notes	0	0	0	0	0	0
02.020 State Emergency Loans & Advancements (Approved)	0	0	0	0	0	0
02.040 Operating Transfers-In	0	0	0	0	0	0
02.050 Advances-In	0	0	0	0	0	0
02.060 All Other Financing Sources	5,000	50,812	45,812	54,759	70,754	15,995
02.070 Total Other Financing Sources	5,000	50,812	45,812	54,759	70,754	15,995
02.080 Total Revenues and Other Financing Sources	968,600	1,024,679	56,079	7,944,134	8,171,662	227,528
EXPENDITURES						
03.010 Personal Services	1,125,000	1,134,532	9,532	3,285,000	3,293,924	8,924
03.020 Employees' Retirement/Insurance Benefits	565,000	565,135	135	1,715,000	1,738,327	23,327
03.030 Purchased Services	300,000	321,501	21,501	1,020,000	960,967	59,033-
03.040 Supplies and Materials	143,000	72,462	70,538-	359,000	362,416	3,416
03.050 Capital Outlay	15,000	8,250	6,750-	37,000	24,604	12,396-
03.060 Intergovernmental	0	0	0	0	0	0
04.010 Debt Service: All Principal (Historical)	0	0	0	0	0	0
04.020 Debt Service: Principal - Notes	0	0	0	0	0	0
04.030 Debt Service: Principal - State Loans	0	0	0	0	0	0
04.040 Debt Service: Principal - State Advancements	0	0	0	0	0	0
04.050 Debt Service: Principal - HB 264 Loans	0	0	0	0	0	0
04.055 Debt Service: Principal - Other	0	0	0	0	0	0
04.060 Debt Service: Interest and Fiscal Charges	0	0	0	0	0	0
04.300 Other Objects	3,500	2,582	918-	114,500	119,403	4,903
04.500 Total Expenditures	2,151,500	2,104,462	47,038-	6,530,500	6,499,641	30,859-
OTHER FINANCING USES						
05.010 Operating Transfers - Out	0	0	0	0	0	0
05.020 Advances - Out	0	0	0	0	0	0
05.030 All Other Financing Uses	0	0	0	0	0	0
05.040 Total Other Financing Uses	0	0	0	0	0	0
05.050 Total Expenditure and Other Financing Uses	2,151,500	2,104,462	47,038-	6,530,500	6,499,641	30,859-
06.010 Excess Rev & Oth Financing Sources over (under) Exp &	1,182,900-	1,079,783-	103,117	1,413,634	1,672,021	258,387
07.010 Beginning Cash Balance	12,109,852	12,265,122	155,270	9,513,318	9,513,318	0
07.020 Ending Cash Balance	10,926,952	11,185,339	258,387	10,926,952	11,185,339	258,387
08.010 Outstanding Encumbrances	2,100,000	1,906,588	193,412-	2,100,000	1,906,588	193,412-

DATE: 10/04/2019
TIME: 09:45:26OHIO DEPARTMENT OF EDUCATION - OFFICE OF SCHOOL MANAGEMENT ASSISTANCE
ANNUAL SPENDING PLAN (CURRENT OPERATION - GENERAL FUND ONLY - O.R.C. 5705.391)

PAGE: 1

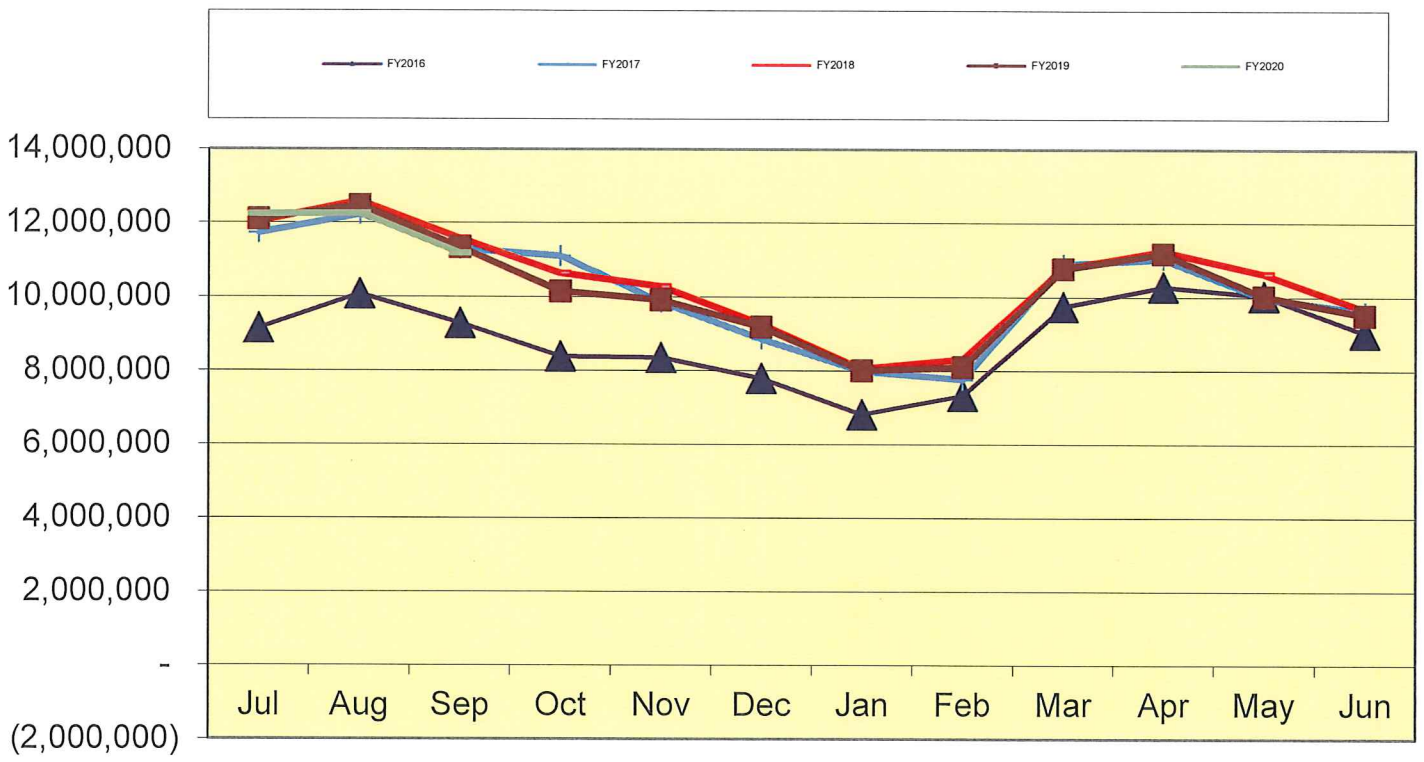
SCHOOL DISTRICT: LEXINGTON LOCAL SCHOOLS IRN # 049437 COUNTY: RICHLAND FISCAL YEAR: 2020 QUARTER: 1

	QUARTERLY ESTIMATE	QUARTERLY ACTUAL	QUARTERLY DIFFERENCE	FISCAL YTD ESTIMATE	FISCAL YTD ACTUAL	FISCAL YTD DIFFERENCE
REVENUES						
01.010 General Property (Real Estate)	4,584,038	4,746,629	162,591	4,584,038	4,746,629	162,591
01.020 Tangible Personal Property Tax	375,545	389,846	14,301	375,545	389,846	14,301
01.030 Income Tax	0	0	0	0	0	0
01.035 Unrestricted Grants-in-Aid	2,761,165	2,702,472	58,693-	2,761,165	2,702,472	58,693-
01.040 Restricted Grants-in-Aid	18,376	18,610	234	18,376	18,610	234
01.045 Restricted Grants-in-Aid - SFSF	0	0	0	0	0	0
01.050 Property Tax Allocation	50,000	47,708	2,292-	50,000	47,708	2,292-
01.060 All Other Operating Revenue	100,251	195,643	95,392	100,251	195,643	95,392
01.070 Total Revenue	7,889,375	8,100,908	211,533	7,889,375	8,100,908	211,533
OTHER FINANCING SOURCES						
02.010 Proceeds from Sale of Notes	0	0	0	0	0	0
02.020 State Emergency Loans & Advancements (Approved)	0	0	0	0	0	0
02.040 Operating Transfers-In	0	0	0	0	0	0
02.050 Advances-In	0	0	0	0	0	0
02.060 All Other Financing Sources	54,759	70,754	15,995	54,759	70,754	15,995
02.070 Total Other Financing Sources	54,759	70,754	15,995	54,759	70,754	15,995
02.080 Total Revenues and Other Financing Sources	7,944,134	8,171,662	227,528	7,944,134	8,171,662	227,528
EXPENDITURES						
03.010 Personal Services	3,285,000	3,293,924	8,924	3,285,000	3,293,924	8,924
03.020 Employees' Retirement/Insurance Benefits	1,715,000	1,738,327	23,327	1,715,000	1,738,327	23,327
03.030 Purchased Services	1,020,000	960,967	59,033-	1,020,000	960,967	59,033-
03.040 Supplies and Materials	359,000	362,416	3,416	359,000	362,416	3,416
03.050 Capital Outlay	37,000	24,604	12,396-	37,000	24,604	12,396-
03.060 Intergovernmental	0	0	0	0	0	0
04.010 Debt Service: All Principal (Historical)	0	0	0	0	0	0
04.020 Debt Service: Principal - Notes	0	0	0	0	0	0
04.030 Debt Service: Principal - State Loans	0	0	0	0	0	0
04.040 Debt Service: Principal - State Advancements	0	0	0	0	0	0
04.050 Debt Service: Principal - HB 264 Loans	0	0	0	0	0	0
04.055 Debt Service: Principal - Other	0	0	0	0	0	0
04.060 Debt Service: Interest and Fiscal Charges	0	0	0	0	0	0
04.300 Other Objects	114,500	119,403	4,903	114,500	119,403	4,903
04.500 Total Expenditures	6,530,500	6,499,641	30,859-	6,530,500	6,499,641	30,859-
OTHER FINANCING USES						
05.010 Operating Transfers - Out	0	0	0	0	0	0
05.020 Advances - Out	0	0	0	0	0	0
05.030 All Other Financing Uses	0	0	0	0	0	0
05.040 Total Other Financing Uses	0	0	0	0	0	0
05.050 Total Expenditure and Other Financing Uses	6,530,500	6,499,641	30,859-	6,530,500	6,499,641	30,859-
06.010 Excess Rev & Oth Financing Sources over(under) Exp &	1,413,634	1,672,021	258,387	1,413,634	1,672,021	258,387
07.010 Beginning Cash Balance	9,513,318	9,513,318	0	9,513,318	9,513,318	0
07.020 Ending Cash Balance	10,926,952	11,185,339	258,387	10,926,952	11,185,339	258,387
08.010 Outstanding Encumbrances	2,100,000	1,906,588	193,412-	2,100,000	1,906,588	193,412-

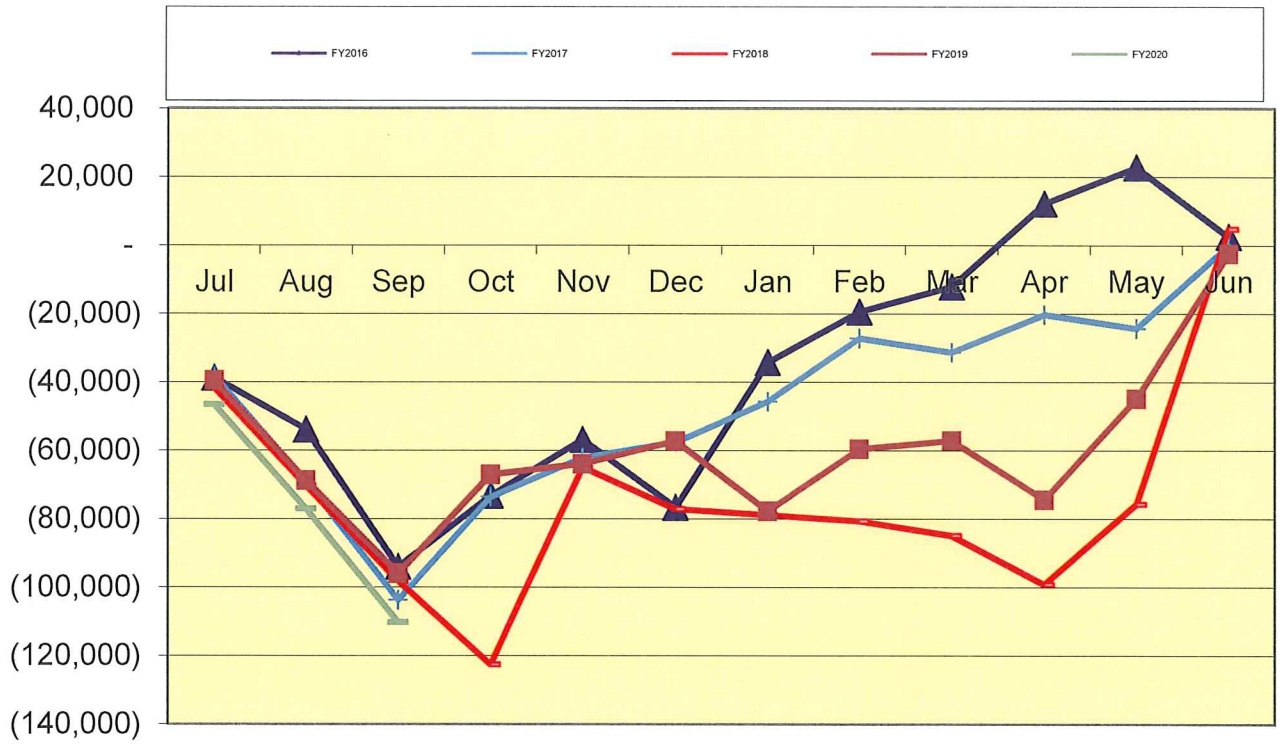
**LEXINGTON LOCAL SCHOOL DISTRICT
GENERAL FUND ONLY 2019-2020
SUMMARY OF RECEIPTS AND EXPENDITURES - FIVE YEAR FORECAST FORMAT**

LINE 7.010	BEGINNING CASH BALANCE		\$ 9,513,318		
	9/30/2019	FISCAL YEAR TO DATE Estimate	FISCAL YEAR TO DATE Actual	VARIANCE Estimate vs. Actual	PERCENT of VARIANCE
REVENUES					
LINE 1.010	Real Estate Tax	\$ 4,584,038	\$ 4,746,629	\$162,591	3.55%
LINE 1.020	Personal Property Tax	\$ 375,545	\$ 389,846	\$14,301	3.81%
LINE 1.030	Income Tax	\$ -	\$ -	\$0	
LINE 1.035	State Funding	\$ 2,761,165	\$ 2,702,472	(\$58,693)	-2.13%
LINE 1.040	Career Tech / Economic Disadv.	\$ 18,376	\$ 18,610	\$234	1.27%
LINE 1.050	Property Tax Allocation	\$ 50,000	\$ 47,708	(\$2,292)	-4.58%
LINE 1.060	Other Operating Revenue	\$ 100,251	\$ 195,643	\$95,392	95.15%
LINE 1.070	TOTAL REVENUE	\$ 7,889,375	\$ 8,100,908	\$211,533	2.68%
LINE 2.01	Proceeds from Notes	\$ -	\$ -	\$0	
LINE 2.04	Transfers In	\$ -	\$ -	\$0	
LINE 2.050	Advances In	\$ -	\$ -	\$0	#DIV/0!
LINE 2.060	Other Financing Sources	\$ 54,759	\$ 70,754	\$15,995	29.21%
LINE 2.070	TOTAL OTHER SOURCES	\$ 54,759	\$ 70,754	\$15,995	29.21%
LINE 2.080	TOTAL REVENUES & Sources	\$ 7,944,134	\$ 8,171,662	\$227,528	2.86%
EXPENSES					
LINE 3.010	Salaries	\$ 3,285,000	\$ 3,293,924	(\$8,924)	-0.27%
LINE 3.020	Retirement and Benefits	\$ 1,715,000	\$ 1,738,327	(\$23,327)	-1.36%
LINE 3.030	Purchased Services	\$ 1,020,000	\$ 960,967	\$59,033	5.79%
LINE 3.040	Supplies and Materials	\$ 359,000	\$ 362,416	(\$3,416)	-0.95%
LINE 3.050	Capital Outlay and Equipment	\$ 37,000	\$ 24,604	\$12,396	33.50%
LINE 3.06	INTERGOVERNMENTAL	\$ -	\$ -	\$0	
LINE 4.020	DEBT SERVICE - Notes	\$ -	\$ -	\$0	
LINE 4.060	DEBT SERVICE - Interest charges	\$ -	\$ -	\$0	
LINE 4.300	Other Objects	\$ 114,500	\$ 119,403	(\$4,903)	-4.28%
LINE 4.500	TOTAL EXPENDITURES	\$ 6,530,500	\$ 6,499,641	\$30,859	0.47%
LINE 5.00	TRANSFERS OUT	\$ -	\$ -	\$0	
LINE 5.02	ADVANCES OUT	\$ -	\$ -	\$0	
LINE 5.03	ALL OTHER USES	\$ -	\$ -	\$0	
LINE 5.040	TOTAL OTHER USES	\$ -	\$ -	\$0	
LINE 5.050	TOTAL EXPENDITURES & USES	\$ 6,530,500	\$ 6,499,641	\$30,859	0.47%
		Estimate	Actual	Variance	
LINE 6.010	REVENUES OVER EXPENSES	\$ 1,413,634	\$ 1,672,021	\$258,387	
LINE 7.020	ENDING CASH BALANCE	\$ 10,926,952	\$ 11,185,339	\$258,387	
	Less Reserves	\$ (87,929)	\$ (87,929)	\$ -	
LINE 8.010	Less Outstanding Encumbrances	\$ (2,100,000)	\$ (1,906,588)	\$ 193,412	-9.21%
LINE 15.010	Unreserved Fund Balance	\$ 8,739,023	\$ 9,190,822	\$451,799	5.17%
	Salaries/Benefits as % of Revenue	Estimate 63.4%	Actual 62.1%	Benchmark Yr. End 80.1% or below	
	True Days Cash - Calendar Days on which can operate	123	130	90 or above optimal	

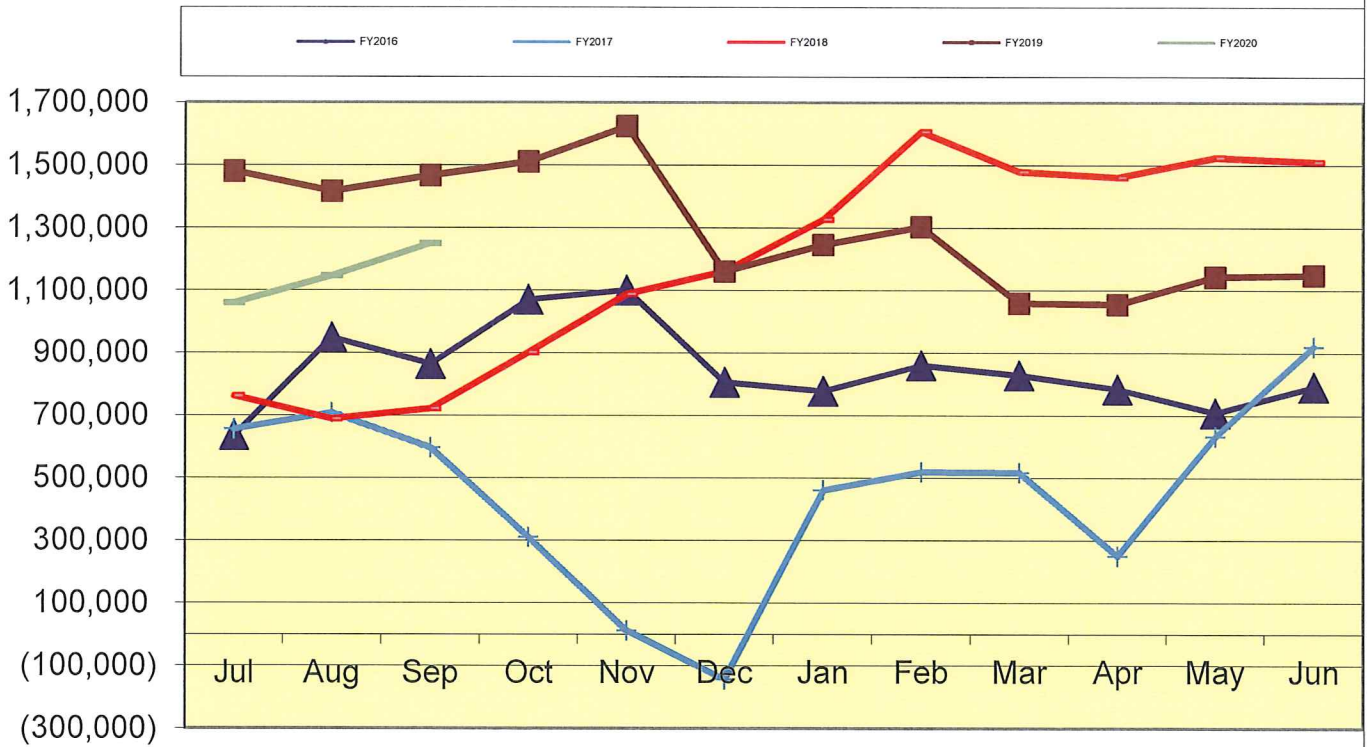
Lexington Local Schools General Fund Cash Balance



Lexington Local Schools Food Service Fund Cash Balance



Lexington Local Schools Employee Benefits Fund Cash Balance



Lexington Local Schools

**Permanent Improvement Fund
9/30/2019**

	Budgeted Amount	Actual Fiscal Year Expended	Current Encumbrances	Expenses / Encumbrances Over/Under Estimate	Remaining Estimated PI Project Costs
Instruction and Administration					
JH Social Studies Textbooks	\$ 21,000.00	\$ 20,719.58	\$ -	\$280.42	\$0.00
Western Elementary Equipment/Materials	\$ 18,734.00	\$ 18,091.27	\$ 768.89	(\$126.16)	\$0.00
Spanish Textbooks/Materials	\$ 9,152.90	\$ -	\$ -	\$9,152.90	\$9,152.90
HS Art Equipment	\$ 8,237.63	\$ 8,537.55	\$ -	(\$299.92)	\$0.00
JH Robotics Equipment	\$ 8,119.82	\$ 8,119.82	\$ -	\$0.00	\$0.00
HS Instrumental Music Equipment	\$ 2,333.33	\$ 2,369.21	\$ -	(\$35.88)	\$0.00
Eastern Tables	\$ 4,328.32	\$ -	\$ 3,934.84	\$393.48	\$393.48
HS Protective Gym Flooring	\$ 3,515.20	\$ 3,515.20	\$ -	\$0.00	\$0.00
Eastern PE Equipment	\$ 3,000.00	\$ 3,250.00	\$ -	(\$250.00)	\$0.00
JH PE Equipment	\$ 1,030.54	\$ 1,030.54	\$ -	\$0.00	\$0.00
AudioMeter (Nurse)	\$ 1,043.67	\$ 1,043.67	\$ -	\$0.00	\$0.00
Wilson Foundation Teacher Kits	\$ 2,606.30	\$ -	\$ -	\$2,606.30	\$2,606.30
Eastern Reading Books	\$ 1,289.76	\$ 755.16	\$ 534.60	\$0.00	\$0.00
Eastern Social Studies Text Set	\$ 1,085.78	\$ 729.08	\$ 356.70	\$0.00	\$0.00
Central Equipment	\$ 790.60	\$ 640.60	\$ -	\$150.00	\$0.00
Eastern Equipment	\$ 259.19	\$ -	\$ 259.19	\$0.00	\$0.00
Central Tables	\$ 748.80	\$ 392.44	\$ 356.36	\$0.00	\$0.00
Maintenance					
New Maintenance Truck	\$ 45,435.50	\$ 45,435.50	\$ -	\$0.00	\$0.00
Roof Project Western/Central	\$ 28,345.00	\$ 28,345.00	\$ -	\$0.00	\$0.00
Roof Project Bus Garage	\$ 28,392.00	\$ 28,392.00	\$ -	\$0.00	\$0.00
Transportation					
New mini-buses	\$ 89,400.00	\$ 89,400.00	\$ -	\$0.00	\$0.00
New handicap bus	\$ 86,916.00	\$ 86,762.00	\$ 154.00	\$0.00	\$0.00
Transportation Power Washer	\$ 7,843.06	\$ 7,843.06	\$ -	\$0.00	\$0.00
Transportation Gas Tank	\$ 3,798.00	\$ 3,798.00	\$ -	\$0.00	\$0.00
Technology					
Computers, servers, tech equip., etc.	\$ 200,000.00	\$ 135,858.10	\$ 16,583.88	\$47,558.02	\$47,558.02
Western Tech Equipment	\$ 3,500.00	\$ 3,500.00	\$ -	\$0.00	\$0.00
Eastern Tech Equipment	\$ 5,000.00	\$ 4,849.09	\$ 61.13	\$89.78	\$0.00
Food Service					
Food Service Equipment	\$ 15,816.00	\$ 15,765.98	\$ -	\$50.02	\$0.00
Athletics and Student Activities					
HS Athletics Equipment	\$ 21,584.58	\$ 6,902.00	\$ 14,696.58	(\$14.00)	\$0.00
HS Marching Bank Uniforms	\$ 62,000.00	\$ 61,770.44	\$ -	\$229.56	\$0.00
Fees					
Tax Collection Fees	\$ 14,500.00	\$ 5,263.35	\$ -	\$9,236.65	\$9,236.65
Totals	\$ 699,805.98	\$ 593,078.64	\$ 37,706.17	\$69,021.17	\$68,947.35
Total Budgeted	\$ 699,805.98				
Actual Cash Balance 7/1/19	\$ 65,009.60				
Revenues FY20 - Taxes from levy	\$ 281,142.87				
Expenditures FY20	\$ (593,078.64)				
Current Cash Balance	(\$246,926.17)				
Current Encumbrances	\$ (37,706.17)				
Available Balance	(\$284,632.34)				

Remaining Estimated Revenues FY20 - Taxes from levy	\$ 393,857.13
Less: Remaining Estimated PI Project Costs	(\$68,947.35)
6/30/20 Estimated Carryover	\$ 40,277.44

Lexington Local Schools

Food Service Fund 2019-20 vs. 2018-2019 vs. 2017-2018

							Beginning Balance 7/1/18	\$ (2,391)
2019-2020 Through 9/30/19								
<i>Revenues</i>	District-Wide	High School	Junior High	Eastern	Central	Western	Total	
Student Type A, Ezipay, Misc	\$ -	\$ 15,162	\$ 8,072	\$ 8,762	\$ 7,939	\$ 6,483	\$	46,418
Student Break, Milk & A La Carte	\$ -	\$ 5,661	\$ 1,658	\$ 1,383	\$ 784	\$ 979	\$	10,465
Adult & Misc revenues	\$ -	\$ 720	\$ 186	\$ 241	\$ 64	\$ 73	\$	1,284
State Reimb	\$ -	\$ -	\$ -	\$ -	\$ -	\$ -	\$	-
Federal Reimb	\$ -	\$ -	\$ -	\$ -	\$ -	\$ -	\$	-
Transfer In	\$ -	\$ -	\$ -	\$ -	\$ -	\$ -	\$	-
Total Revenues	\$ -	\$ 21,543	\$ 9,916	\$ 10,386	\$ 8,787	\$ 7,535	\$	58,167
<i>Expenses</i>								
Wages	\$ 12,249	\$ 26,090	\$ 14,246	\$ 9,544	\$ 8,369	\$ 8,628	\$	79,126
Severance	\$ -	\$ -	\$ -	\$ -	\$ -	\$ -	\$	-
Retirement	\$ 3,044	\$ 6,341	\$ 2,115	\$ 5,575	\$ 2,228	\$ 2,388	\$	21,691
Medical	\$ 7,345	\$ 10,886	\$ 4,068	\$ 8,852	\$ 2,034	\$ -	\$	33,185
Life, Dent, MC, WC	\$ 336	\$ 817	\$ 573	\$ 370	\$ 250	\$ 113	\$	2,459
Purch Serv, Repairs, Phone, Post:	\$ 857	\$ 5,530	\$ 896	\$ 594	\$ 461	\$ 546	\$	8,884
Supplies	\$ 1,900	\$ -	\$ -	\$ -	\$ -	\$ -	\$	1,900
Food Costs	\$ -	\$ 6,789	\$ 4,517	\$ 5,004	\$ 1,586	\$ 796	\$	18,692
Equipment	\$ -	\$ -	\$ -	\$ -	\$ -	\$ -	\$	-
Other Costs	\$ -	\$ -	\$ -	\$ -	\$ -	\$ -	\$	-
Total Expenses	\$ 25,731	\$ 56,453	\$ 26,415	\$ 29,939	\$ 14,928	\$ 12,471	\$	165,937
Net Gain (Loss)	\$ (25,731)	\$ (34,910)	\$ (16,499)	\$ (19,553)	\$ (6,141)	\$ (4,936)	\$	(107,770)
							Ending Cash Balance 9/30/19	\$ (110,161)

							Beginning Balance 7/1/18	\$ 4,848
2018-2019 Through 9/30/18								
<i>Revenues</i>	District-Wide	High School	Junior High	Eastern	Central	Western	Total	
Student Type A, Ezipay, Misc	\$ -	\$ 17,134	\$ 8,006	\$ 8,501	\$ 7,739	\$ 6,949	\$	48,329
Student Break, Milk & A La Carte	\$ -	\$ 7,766	\$ 2,106	\$ 1,557	\$ 844	\$ 881	\$	13,154
Adult & Misc revenues	\$ 3,077	\$ 693	\$ 196	\$ 184	\$ 105	\$ 76	\$	4,331
State Reimb	\$ -	\$ -	\$ -	\$ -	\$ -	\$ -	\$	-
Federal Reimb	\$ -	\$ -	\$ -	\$ -	\$ -	\$ -	\$	-
Transfer In	\$ -	\$ -	\$ -	\$ -	\$ -	\$ -	\$	-
Total Revenues	\$ 3,077	\$ 25,593	\$ 10,308	\$ 10,242	\$ 8,688	\$ 7,906	\$	65,814
<i>Expenses</i>								
Wages	\$ 12,009	\$ 29,104	\$ 13,675	\$ 8,715	\$ 8,062	\$ 8,405	\$	79,970
Severance	\$ -	\$ -	\$ -	\$ -	\$ -	\$ -	\$	-
Retirement	\$ 2,882	\$ 7,179	\$ 3,591	\$ 4,768	\$ 2,677	\$ 2,205	\$	23,302
Medical	\$ 7,174	\$ 13,845	\$ 6,309	\$ 8,645	\$ 1,986	\$ -	\$	37,959
Life, Dent, MC, WC	\$ 333	\$ 954	\$ 550	\$ 354	\$ 249	\$ 111	\$	2,551
Purch Serv, Repairs, Phone, Post:	\$ 816	\$ 804	\$ 709	\$ 472	\$ 472	\$ 472	\$	3,745
Supplies	\$ 1,510	\$ 6,375	\$ 3,744	\$ 4,184	\$ 1,694	\$ 1,521	\$	19,028
Food Costs	\$ -	\$ -	\$ -	\$ -	\$ -	\$ -	\$	-
Equipment	\$ -	\$ -	\$ -	\$ -	\$ -	\$ -	\$	-
Other Costs	\$ -	\$ -	\$ -	\$ -	\$ -	\$ -	\$	-
Total Expenses	\$ 24,724	\$ 58,261	\$ 28,578	\$ 27,138	\$ 15,140	\$ 12,714	\$	166,555
Net Gain (Loss)	\$ (21,647)	\$ (32,668)	\$ (18,270)	\$ (16,896)	\$ (6,452)	\$ (4,808)	\$	(100,741)
							Ending Cash Balance 9/30/18	\$ (95,893)

							Beginning Balance 7/1/17	\$ 13
2017-2018 Through 9/30/17								
<i>Revenues</i>	District-Wide	High School	Junior High	Eastern	Central	Western	Total	
Student Type A, Ezipay, Misc	\$ -	\$ 18,674	\$ 6,968	\$ 9,037	\$ 6,878	\$ 5,596	\$	47,153
Student Break, Milk & A La Carte	\$ -	\$ 8,060	\$ 1,615	\$ 1,547	\$ 616	\$ 954	\$	12,792
Adult & Misc revenues	\$ -	\$ 392	\$ 206	\$ 115	\$ 136	\$ 105	\$	954
State Reimb	\$ -	\$ -	\$ -	\$ -	\$ -	\$ -	\$	-
Federal Reimb	\$ -	\$ -	\$ -	\$ -	\$ -	\$ -	\$	-
Transfer In	\$ -	\$ -	\$ -	\$ -	\$ -	\$ -	\$	-
Total Revenues	\$ -	\$ 27,126	\$ 8,789	\$ 10,699	\$ 7,630	\$ 6,655	\$	60,899
<i>Expenses</i>								
Wages	\$ 11,885	\$ 27,939	\$ 12,255	\$ 8,712	\$ 8,851	\$ 8,257	\$	77,899
Severance	\$ -	\$ -	\$ -	\$ -	\$ -	\$ -	\$	-
Retirement	\$ 2,841	\$ 9,239	\$ 2,812	\$ 3,653	\$ 3,894	\$ 2,413	\$	24,852
Medical	\$ 6,642	\$ 12,008	\$ 5,842	\$ 8,005	\$ 1,840	\$ -	\$	34,337
Life, Dent, MC, WC	\$ 320	\$ 808	\$ 504	\$ 335	\$ 252	\$ 112	\$	2,331
Purch Serv, Repairs, Phone, Post:	\$ 587	\$ 208	\$ 208	\$ 208	\$ 208	\$ 208	\$	1,627
Supplies	\$ 786	\$ -	\$ -	\$ -	\$ -	\$ -	\$	786
Food Costs	\$ -	\$ 6,855	\$ 2,855	\$ 4,366	\$ 1,662	\$ 1,520	\$	17,258
Equipment	\$ -	\$ -	\$ -	\$ -	\$ -	\$ -	\$	-
Other Costs	\$ -	\$ -	\$ -	\$ -	\$ -	\$ -	\$	-
Total Expenses	\$ 23,061	\$ 57,057	\$ 24,476	\$ 25,279	\$ 16,707	\$ 12,510	\$	159,090
Net Gain (Loss)	\$ (23,061)	\$ (29,931)	\$ (15,687)	\$ (14,580)	\$ (9,077)	\$ (5,855)	\$	(98,191)
							Ending Cash Balance 9/30/17	\$ (98,178)

Check#	Check Date	Org Sta	Vendor Paid	Check Amount	Status Date
086081	09/05/2019	W/R	ARMSTRONG TOOL & SUPPLY	4,477.55	09/10/2019
086082	09/05/2019	W/R	BANDING TOGETHER LLC	12,605.44	09/16/2019
086083	09/05/2019	W/R	BIO CORPORATION	380.00	09/11/2019
086084	09/05/2019	W/R	BLICK ART MATERIALS	18.00	09/10/2019
086085	09/05/2019	W/R	BRIDGEWAY ACADEMY	5,380.00	09/10/2019
086086	09/05/2019	W/R	CDW-G	768.88	09/11/2019
086087	09/05/2019	W/R	CHARLES RITTER CO.	195.91	09/09/2019
086088	09/05/2019	W/R	COLUMBUS SCHOOL FOR GIRLS	150.00	09/11/2019
086089	09/05/2019	W/R	DOUBLETREE HOTEL	192.00	09/13/2019
086090	09/05/2019	W/R	MILLIPORE SIGMA	525.17	09/11/2019
086091	09/05/2019	W/R	JACKSON LOCAL SCHOOL DISTRICT	300.00	09/12/2019
086092	09/05/2019	W/R	LAGUNA CLAY COMPANY	2,223.48	09/10/2019
086093	09/05/2019	W/R	LOWE'S HOME CENTER	84.91	09/11/2019
086094	09/05/2019	W/R	MAKE MUSIC	600.00	09/10/2019
086095	09/05/2019	W/R	MATHCOUNTS	180.00	09/12/2019
086096	09/05/2019	W/R	ROGGIO, MATT	158.00	09/10/2019
086097	09/05/2019	W/R	ALONSO, MAYA	298.70	09/11/2019
086098	09/05/2019	W/R	MID-OHIO ED. SERVICE CENTER	1,112.00	09/09/2019
086099	09/05/2019	W/R	NASSP	385.00	09/11/2019
086100	09/05/2019	W/R	NEW ALBANY PLAIN LOCAL	300.00	09/18/2019
086101	09/05/2019	W/R	NOVA LUNA EDUC & CONSULTING	972.00	09/10/2019
086102	09/05/2019	W/R	OHSBCA	20.00	09/19/2019
086103	09/05/2019	W/R	POST MASTER	1,100.00	09/20/2019
086104	09/05/2019	W/R	QUENCH	39.14	09/11/2019
086105	09/05/2019	W/R	RIDDELL	1,149.20	09/10/2019
086106	09/05/2019	W/R	SCHOOL HEALTH CORP.	59.04	09/12/2019
086107	09/05/2019	W/R	SCHOOL SPECIALTY INC.	1,280.60	09/09/2019
086108	09/05/2019	W/R	ST. JUDE	290.00	09/13/2019
086109	09/05/2019	W/R	KIST, TRISHA	1,200.00	09/09/2019
086110	09/06/2019	B/R	SHELBY CITY SCHOOLS	180.00	09/16/2019
086111	09/09/2019	W/R	AMAZON.COM/ AMEX	23,911.04	09/16/2019
086112	09/09/2019	W/R	AMERICAN EXPRESS	4,544.15	09/16/2019
086113	09/09/2019	W/R	BIO CORPORATION	264.97	09/18/2019
086114	09/09/2019	W/R	CURRICULUM ASSOCIATES, INC.	1,080.00	09/18/2019
086115	09/09/2019	W/R	FREDERICKTOWN CHEVEROLET	45,435.50	09/13/2019
086116	09/09/2019	W/R	HOUGHTON MIFFLIN HARCOURT	8,215.20	09/16/2019
086117	09/09/2019	W/R	ITsavvy	1,680.00	09/17/2019
086118	09/09/2019	W/R	HAYES, JAMES	582.21	09/23/2019
086119	09/09/2019	W/R	KELL ACE HARDWARE	29.27	09/17/2019
086120	09/09/2019	W/R	PEARSON ASSESSMENTS	137.00	09/16/2019
086121	09/09/2019	W/R	SCHOOL HEALTH CORP.	462.85	09/16/2019
086122	09/09/2019	W/R	SCHOOL SPECIALTY INC.	256.17	09/16/2019
086123	09/09/2019	W/R	SUPERIOR CHEER	20.90	09/17/2019
086124	09/10/2019	B/R	TANCHEVSKI, EVELYN	96.00	09/18/2019
086125	09/10/2019	B/B	BENCE, STACEY	45.00	
086126	09/10/2019	B/R	STEVENS, CARLA	22.00	09/17/2019
086127	09/10/2019	B/R	BERGER, MATT	30.00	09/30/2019
086128	09/10/2019	B/R	MUMFORD-ULLSA, LISA	12.00	09/24/2019
086129	09/10/2019	B/R	BOPP, ELLEN	30.00	09/18/2019
086130	09/10/2019	B/R	SMITH, JESSICA	60.00	09/23/2019
086131	09/12/2019	W/W	9 SQUARE IN THE AIR, LLC	1,771.36	
086132	09/12/2019	W/R	NICKLES BAKERY	360.66	09/18/2019

Check#	Check Date	Org Sta	Vendor Paid	Check Amount	Status Date
086133	09/12/2019	W/R	ALVAH M. SQUIBB CO., INC.	148.09	09/18/2019
086134	09/12/2019	W/W	LITTLE, ANDY J	125.00	
086135	09/12/2019	W/R	ARMSTRONG TOOL & SUPPLY	220.00	09/17/2019
086136	09/12/2019	W/R	BAILEY POTTERY EQUIPMENT CORP	3,840.00	09/19/2019
086137	09/12/2019	W/R	BAKER VEHICLE SYSTEMS, INC.	48.65	09/17/2019
086138	09/12/2019	W/R	NEER, CALEB	125.00	09/20/2019
086139	09/12/2019	W/R	CAROTHERS PEST CONTROL LLC	125.00	09/26/2019
086140	09/12/2019	W/R	CDW-G	511.65	09/19/2019
086141	09/12/2019	W/R	CHARLES RITTER CO.	1,012.75	09/16/2019
086142	09/12/2019	W/R	CLEARWATER SYSTEMS	228.50	09/17/2019
086143	09/12/2019	W/R	COMMERCIAL PARTS & SERVICE	136.14	09/18/2019
086144	09/12/2019	W/R	CULLIGAN QUALITY WATER	37.00	09/18/2019
086145	09/12/2019	W/R	CURRICULUM ASSOCIATES, INC.	5,250.00	09/18/2019
086146	09/12/2019	W/R	DELL FINANCIAL SERVICES	10,685.48	09/19/2019
086147	09/12/2019	W/R	EDGENUITY INC	900.00	09/20/2019
086148	09/12/2019	W/R	EJ THERAPY	15,895.50	09/26/2019
086149	09/12/2019	W/R	SPELLING OUT DYSLEXIA	500.00	09/17/2019
086150	09/12/2019	W/R	FENCESCREEN INC	574.92	09/24/2019
086151	09/12/2019	W/R	FITNESS FINDERS, INC.	75.95	09/23/2019
086152	09/12/2019	W/R	FREY SCIENTIFIC	2,068.16	09/17/2019
086153	09/12/2019	W/R	FURBAY/MANSFIELD ELECTRIC	25.46	09/16/2019
086154	09/12/2019	W/R	G & L SUPPLY CO.	254.87	09/18/2019
086155	09/12/2019	W/R	AVITA HEALTH SYSTEM	165.00	09/19/2019
086156	09/12/2019	W/R	GRAINGER	6,828.40	09/18/2019
086157	09/12/2019	W/R	GUMMER WHOLESALE INC	600.00	09/17/2019
086158	09/12/2019	W/R	HEALTHCARE BILLING SERVICES	240.32	09/16/2019
086159	09/12/2019	W/R	HEINEMANN	3,623.16	09/23/2019
086160	09/12/2019	W/R	HOUGHTON-MIFFLIN HARCOURT	709.41	09/17/2019
086161	09/12/2019	W/R	HOBART SERVICE	196.00	09/17/2019
086162	09/12/2019	W/R	J & B ACCOUSTICAL	160.00	09/16/2019
086163	09/12/2019	W/R	ROBERTS, SAM	63.88	09/17/2019
086164	09/12/2019	W/R	KAHL'S TELECOMMUNICATIONS	40.00	09/16/2019
086165	09/12/2019	W/R	FREEMAN, KAREN	100.92	09/17/2019
086166	09/12/2019	W/R	KELL ACE HARDWARE	252.99	09/17/2019
086167	09/12/2019	W/R	LEXINGTON AUTO PARTS	2,242.58	09/17/2019
086168	09/12/2019	W/R	LEXINGTON CONCRETE &	1,126.65	09/17/2019
086169	09/12/2019	W/R	TOMMELLEO, LOUIS MICHAEL	125.00	09/20/2019
086170	09/12/2019	W/V	DEVITO, MARSHA--NON 1099	537.50	09/16/2019
086171	09/12/2019	W/W	MATHCOUNTS	180.00	
086172	09/12/2019	W/R	DAVIS, MICHAEL J	125.00	09/20/2019
086173	09/12/2019	W/R	NEWS JOURNAL	65.90	09/23/2019
086174	09/12/2019	W/R	MORRISON DRAPERY & BLINDS	1,000.00	09/20/2019
086175	09/12/2019	W/R	NATIONAL SEATING & MOBILITY IN	5,625.00	09/17/2019
086176	09/12/2019	W/R	ACORN DISTRIBUTORS, INC.	485.32	09/19/2019
086177	09/12/2019	W/R	NORTH CENTRAL STATE COLLEGE	433.98	09/18/2019
086178	09/12/2019	W/R	PEARSON EDUCATION	1,836.45	09/17/2019
086179	09/12/2019	W/R	RENHILL GROUP, INC.	5,601.57	09/17/2019
086180	09/12/2019	W/R	RICHLAND CO. JUVENILE COURT	1,440.00	09/19/2019
086181	09/12/2019	W/R	RIVER EDUCATION SERVICES INC	6,075.00	09/20/2019
086182	09/12/2019	W/R	S & P APPLIANCE	231.00	09/23/2019
086183	09/12/2019	W/R	SCHMIDT SECURITY	1,370.75	09/17/2019
086184	09/12/2019	W/R	SCHOLASTIC INC.	1,187.01	09/18/2019

Check#	Check Date	Org Sta	Vendor Paid	Check Amount	Status Date
086185	09/12/2019	W/R	SCHOOL SPECIALTY INC.	788.04	09/17/2019
086186	09/12/2019	W/W	HOLLOWAY, SHEILA	750.00	
086187	09/12/2019	W/R	SHELBY PRINTING, INC.	1,085.80	09/16/2019
086188	09/12/2019	W/R	SIESEL DISTRIBUTING, LLC	3,185.00	09/18/2019
086189	09/12/2019	W/R	SMITHFOODS, INC	1,369.83	09/19/2019
086190	09/12/2019	W/R	STANDARD PLUMBING & HEATING CO	1,575.18	09/18/2019
086191	09/12/2019	W/R	SUPERIOR CHEER	549.95	09/17/2019
086192	09/12/2019	W/R	THE ESKEN GROUP, LLC	1,080.00	09/19/2019
086193	09/12/2019	W/R	OHIO BUREAU OF CRIMINAL IDENT.	501.00	09/19/2019
086194	09/12/2019	W/R	TREASURER, STATE OF OHIO	1,107.00	09/17/2019
086195	09/12/2019	W/R	TRUCK SALES & SERVICE, INC.	1,121.35	09/24/2019
086196	09/12/2019	W/R	WALTERS' BOILER WORKS INC	6,499.53	09/17/2019
086197	09/12/2019	W/R	WARD CUSTOM APPAREL	111.00	09/19/2019
086198	09/12/2019	W/R	WAYFAIR LLC	233.99	09/19/2019
086199	09/12/2019	W/R	WILCOX SALES & SERVICE	995.00	09/17/2019
086200	09/12/2019	W/R	WOLFF BROS. SUPPLY, INC.	809.54	09/17/2019
086201	09/12/2019	W/R	WORNER ROOFING COMPANY	28,392.00	09/16/2019
086202	09/16/2019	W/R	RICHLAND CAROUSEL PARK	314.00	09/19/2019
086203	09/16/2019	W/R	DEVITO, MARSHA--NON 1099	1,181.25	09/23/2019
086204	09/16/2019	W/R	FAST EDDIES	1,436.50	09/18/2019
086205	09/17/2019	W/W	TRUCK SALES & SERVICE, INC.	86,762.00	
086206	09/17/2019	W/R	ALVAH M. SQUIBB CO., INC.	78.79	09/25/2019
086207	09/17/2019	W/W	BADERTSCHER, AMANDA	75.00	
086208	09/17/2019	W/R	APPERSON	448.19	09/26/2019
086209	09/17/2019	W/R	BRICKER & ECKLER LLP	2,746.00	09/24/2019
086210	09/17/2019	W/R	BRIDGEWAY ACADEMY	2,584.78	09/25/2019
086211	09/17/2019	W/R	CDW-G	489.92	09/23/2019
086212	09/17/2019	W/R	COWLES, CINDY	1,068.48	09/24/2019
086213	09/17/2019	W/R	COLUMBIA GAS OF OHIO	807.82	09/25/2019
086214	09/17/2019	W/R	WITTMER, DAN	525.00	09/19/2019
086215	09/17/2019	W/R	EASTMAN & SMITH, LTD	150.60	09/25/2019
086216	09/17/2019	W/R	SPELLING OUT DYSLEXIA	325.00	09/25/2019
086217	09/17/2019	W/R	FLINN SCIENTIFIC, INC.	157.45	09/25/2019
086218	09/17/2019	W/R	GOPHER SPORTS	845.61	09/23/2019
086219	09/17/2019	W/W	WEAVER, GRANT	525.00	
086220	09/17/2019	W/R	HAYES, JAMES	776.28	09/23/2019
086221	09/17/2019	W/R	JULIAN & GRUBE, INC.	2,100.00	09/24/2019
086222	09/17/2019	W/R	KELL ACE HARDWARE	1.50	09/30/2019
086223	09/17/2019	W/R	LEARNING A-Z	60.00	09/23/2019
086224	09/17/2019	W/R	LILLY INDUSTRIES INC	4,400.00	09/24/2019
086225	09/17/2019	W/W	GLENCOE MCGRAW-HILL	6,511.28	
086226	09/17/2019	W/R	MCGRAW-HILL EDUCATION INC	12.08	09/27/2019
086227	09/17/2019	W/R	MEDINA COUNTY SCHOOLS' ESC	180.00	09/24/2019
086228	09/17/2019	W/R	MID-OHIO ESC - SUMMIT	78.00	09/23/2019
086229	09/17/2019	W/R	NATIONAL SCHOOL FORMS INC	584.23	09/25/2019
086230	09/17/2019	W/W	OAASFEP	450.00	
086231	09/17/2019	W/R	OHIO DEPART. OF JOB & FAMILY	58.44	09/25/2019
086232	09/17/2019	W/R	OHIO HEALTH	200.00	09/23/2019
086233	09/17/2019	W/R	ORIENTAL TRADING COMPANY	260.13	09/24/2019
086234	09/17/2019	W/R	SCHOLASTIC CLASSROOM MAGAZINES	313.17	09/25/2019
086235	09/17/2019	W/R	SCHOOL HEALTH CORP.	21.10	09/25/2019
086236	09/17/2019	W/R	SCHOOL SPECIALTY INC.	4,843.74	09/23/2019

Check#	Check Date	Org Sta	Vendor Paid	Check Amount	Status Date
086237	09/17/2019	W/R	STANTON SHEET MUSIC	1,190.15	09/24/2019
086238	09/17/2019	W/R	TEAM SPORTS, INC	3,360.00	09/25/2019
086239	09/17/2019	W/R	THERAPY SHOPPE	147.03	09/26/2019
086240	09/17/2019	W/R	KIST, TRISHA	59.80	09/20/2019
086241	09/17/2019	W/R	VOLZ FENCING	3,830.00	09/27/2019
086242	09/17/2019	W/R	WESTBROOK COUNTRY CLUB	1,800.00	09/24/2019
086243	09/20/2019	W/R	HOLIDAY INN EXPRESS & SUITES	683.38	09/30/2019
086244	09/20/2019	W/W	MALONE UNIVERSITY	175.00	
086245	09/23/2019	W/R	ADVANCED KEY & LOCK SHOP	25.92	09/25/2019
086246	09/23/2019	W/R	ADVANCED TURF SOLUTIONS	616.00	09/30/2019
086247	09/23/2019	W/W	KEDING, ALEXANDER	125.00	
086248	09/23/2019	W/R	AMERICAN WHITETAIL	184.93	09/27/2019
086249	09/23/2019	W/W	ARMSTRONG TOOL & SUPPLY	1,169.35	
086250	09/23/2019	W/R	AWARDSMITH	250.00	09/30/2019
086251	09/23/2019	W/R	BAKER VEHICLE SYSTEMS, INC.	132.69	09/25/2019
086252	09/23/2019	W/R	BARNES & NOBLE	729.08	09/27/2019
086253	09/23/2019	W/R	CDW-G	1,070.51	09/27/2019
086254	09/23/2019	W/R	CHARLES RITTER CO.	1,554.99	09/25/2019
086255	09/23/2019	W/W	BERGER, CHRIS	335.00	
086256	09/23/2019	W/W	GLENNON, CHRISTOPHER	125.00	
086257	09/23/2019	W/R	DISCOVERY EDUCATION	1,600.00	09/26/2019
086258	09/23/2019	W/R	EQUIPARTS	1,508.10	09/26/2019
086259	09/23/2019	W/W	EVAN-MOOR EDUCATIONAL PUBLISH.	126.95	
086260	09/23/2019	W/R	FAMOUS ENTERPRISES, INC.	94.88	09/26/2019
086261	09/23/2019	W/R	FINALFORMS	1,950.00	09/30/2019
086262	09/23/2019	W/R	FURBAY/MANSFIELD ELECTRIC	653.54	09/26/2019
086263	09/23/2019	W/R	G & L SUPPLY CO.	64.58	09/27/2019
086264	09/23/2019	W/R	G.A. WINTZER & SON CO.	50.00	09/26/2019
086265	09/23/2019	W/R	HEINEMANN	693.00	09/30/2019
086266	09/23/2019	W/R	IST OHIO, INC	8,119.82	09/30/2019
086267	09/23/2019	W/R	HAYES, JAMES	776.28	09/30/2019
086268	09/23/2019	W/R	LEXINGTON AUTO PARTS	19.68	09/26/2019
086269	09/23/2019	W/R	TOMMELLEO, LOUIS MICHAEL	125.00	09/26/2019
086270	09/23/2019	W/R	LOW TEMP REFRIGERATION INC.	4,047.83	09/27/2019
086271	09/23/2019	W/R	MANSFIELD STRUCTURAL &	275.00	09/26/2019
086272	09/23/2019	W/R	MAVERICKLABEL.COM	639.43	09/27/2019
086273	09/23/2019	W/W	MENARDS	415.96	
086274	09/23/2019	W/R	DAVIS, MICHAEL J	125.00	09/26/2019
086275	09/23/2019	W/R	MID-OHIO AUTO REPAIR	37.98	09/30/2019
086276	09/23/2019	W/W	MyPro Apparel, LLC	617.40	
086277	09/23/2019	W/W	OIAAATREASURER	185.00	
086278	09/23/2019	W/R	PEPPLE & WAGGONER, LTD.	54.00	09/25/2019
086279	09/23/2019	W/W	PORTAGE CC INVITATIONAL	140.00	
086280	09/23/2019	W/R	RENHILL GROUP, INC.	14,221.50	09/26/2019
086281	09/23/2019	W/R	RUMPKE	1,012.71	09/30/2019
086282	09/23/2019	W/R	SCHMIDT SECURITY	1,340.25	09/26/2019
086283	09/23/2019	W/R	SCHOOL SPECIALTY INC.	4,458.90	09/26/2019
086284	09/23/2019	W/R	SIEMENS INDUSTRY, INC.	12,108.00	09/27/2019
086285	09/23/2019	W/R	SIESEL DISTRIBUTING, LLC	94.90	09/30/2019
086286	09/23/2019	W/R	SKELTON'S, INC.	12,572.00	09/26/2019
086287	09/23/2019	W/W	SPYDER SIGNS AND GRAPHICS	275.00	
086288	09/23/2019	W/R	TEAM SPORTS, INC	290.00	09/27/2019

Check#	Check Date	Org Sta	Vendor Paid	Check Amount	Status Date
086289	09/23/2019	W/R	UCP OF GREATER CLEVELAND	8,400.00	09/25/2019
086290	09/23/2019	W/R	STIMA, VICKIE	70.06	09/24/2019
086291	09/23/2019	W/R	WAYNE'S COUNTRY MARKET	112.00	09/30/2019
086292	09/23/2019	W/R	WILSON LANGUAGE TRAINING	218.38	09/30/2019
086293	09/24/2019	W/W	GRADY ENTERPRISES, INC.	1,121.15	
086294	09/26/2019	W/W	GENERAL BINDING CORPORATION	192.40	
086295	09/26/2019	W/W	AMERICAN ELECTRIC POWER	17,067.44	
086296	09/26/2019	W/R	PARKER, AMY	100.00	09/30/2019
086297	09/26/2019	W/W	CANNON, ASHTON	100.00	
086298	09/26/2019	W/W	AWARDSMITH	126.00	
086299	09/26/2019	W/W	BARNES & NOBLE	218.19	
086300	09/26/2019	W/W	CARDINAL RENTAL & SALES, LTD	308.00	
086301	09/26/2019	W/W	CDW-G	1,959.60	
086302	09/26/2019	W/W	CenturyLink	854.10	
086303	09/26/2019	W/R	CHARLES RITTER CO.	19.60	09/30/2019
086304	09/26/2019	W/W	CITYWIDE SOLUTIONS	260.00	
086305	09/26/2019	W/V	COLLEGE BOARD - MRO	195.00	09/26/2019
086306	09/26/2019	W/W	CORPAD	100.00	
086307	09/26/2019	W/W	CUBICLES.COM	166.00	
086308	09/26/2019	W/W	SPELLING OUT DYSLEXIA	300.00	
086309	09/26/2019	W/W	EAI EDUCATION	2,584.78	
086310	09/26/2019	W/W	HANDWRITING WITHOUT TEARS	280.50	
086311	09/26/2019	W/W	ITsavvy	1,277.26	
086312	09/26/2019	W/W	GUY, KATHERINE	96.00	
086313	09/26/2019	W/W	KIMBALL MIDWEST	175.88	
086314	09/26/2019	W/W	LAKESHORE LEARNING MATERIALS	113.90	
086315	09/26/2019	W/W	LEARN BY DOING	600.00	
086316	09/26/2019	W/W	LEPPERT MACHINE CO INC	149.00	
086317	09/26/2019	W/W	LOW TEMP REFRIGERATION INC.	98.80	
086318	09/26/2019	W/W	MENARDS	90.98	
086319	09/26/2019	W/W	HOCK, MICHELE	350.00	
086320	09/26/2019	W/W	MINUTEMAN PRESS	465.50	
086321	09/26/2019	W/W	MUSIC THEATRE INTERNATIONAL	400.00	
086322	09/26/2019	W/W	MVD SPORTS	592.96	
086323	09/26/2019	W/W	OHIO.NET INTERNET PROVIDERS	468.57	
086324	09/26/2019	W/W	OMEA	590.00	
086325	09/26/2019	W/W	ONTARIO ATHLETIC DEPT.	150.00	
086326	09/26/2019	W/W	PEARSON EDUCATION	262.35	
086327	09/26/2019	W/W	PICTURE PERFECT PHOTOBOOTH LLC	515.00	
086328	09/26/2019	W/W	SCHOLASTIC CLASSROOM MAGAZINES	4,985.54	
086329	09/26/2019	W/W	SCHOOL HEALTH CORP.	106.25	
086330	09/26/2019	W/W	SCHOOL SPECIALTY INC.	1,235.37	
086331	09/26/2019	W/W	STANTON SHEET MUSIC	348.62	
086332	09/26/2019	W/W	STAPLES	221.70	
086333	09/26/2019	W/W	SYCAMORE SPRINGS GOLF COURSE	90.00	
086334	09/26/2019	W/W	TEAM SPORTS, INC	522.00	
086335	09/26/2019	W/W	TRANSPORTATION ACCESSORIES CO.	299.20	
086336	09/26/2019	W/W	US BANK	4,526.20	
086337	09/26/2019	W/W	VERIZON WIRELESS	650.85	
086338	09/26/2019	W/W	WAL-MART DISCOUNT CITIES	572.45	
086339	09/26/2019	W/W	WILSON LANGUAGE TRAINING	9,330.00	
086340	09/26/2019	W/W	WOODWIND AND BRASSWIND	340.54	

Check#	Check Date	Org Sta	Vendor Paid	Check Amount	Status Date
086341	09/27/2019	W/W	OMEA	250.00	
086342	09/30/2019	B/B	OHIO DEPT. OF EDUCATION	4,342.75	
086343	09/30/2019	W/W	A-1 PRINTING INC	84.00	
086344	09/30/2019	W/W	BRICKER & ECKLER LLP	3,029.50	
086345	09/30/2019	W/W	CHARLES RITTER CO.	298.26	
086346	09/30/2019	W/W	CLYDE-GREEN SPRINGS SCHOOLS	210.00	
086347	09/30/2019	W/W	COLLEGE BOARD-MWRO	195.00	
086348	09/30/2019	W/W	DIRECT ENERGY BUSINESS MARKETI	72.57	
086349	09/30/2019	W/W	DUBLIN JEROME HIGH SCHOOL	300.00	
086350	09/30/2019	W/W	SPELLING OUT DYSLEXIA	300.00	
086351	09/30/2019	W/W	GERMAN'S BUS SALES & SERVICE	17,249.83	
086352	09/30/2019	W/W	HAYES, JAMES	776.28	
086353	09/30/2019	W/W	KIMMEL CORPORATION	31.25	
086354	09/30/2019	W/W	LAKEWOOD RACQUET CLUB	500.00	
086355	09/30/2019	W/W	LOW TEMP REFRIGERATION INC.	589.38	
086356	09/30/2019	W/W	MARION HARDING HIGH SCHOOL	160.00	
086357	09/30/2019	W/W	HOOVER, MARK	525.00	
086358	09/30/2019	W/W	DEVITO, MARSHA--NON 1099	987.50	
086359	09/30/2019	W/W	MENARDS	255.82	
086360	09/30/2019	W/W	KATHREIN, MICHAEL	35.00	
086361	09/30/2019	W/W	MID-OHIO ED. SERVICE CENTER	1,186.00	
086362	09/30/2019	W/W	OHSBCA	170.00	
086363	09/30/2019	W/W	OMEA	295.00	
086364	09/30/2019	W/W	PRO-ED	122.10	
086365	09/30/2019	W/W	BIGLEY, REBECCA-NON 1099	66.68	
086366	09/30/2019	W/W	RICHLAND CO. HEALTH DEPT	42.00	
086367	09/30/2019	W/W	SAM'S CLUB	543.06	
086368	09/30/2019	W/W	SCHOLASTIC CLASSROOM MAGAZINES	700.44	
086369	09/30/2019	W/W	SUNBELT RENTALS	1,117.60	
086370	09/30/2019	W/W	TEAM SPORTS, INC	1,380.00	
086371	09/30/2019	W/W	U.S. AWARDS, INC.	1,228.99	
086372	09/30/2019	W/W	VILLAGE OF LEXINGTON	5,768.58	
086373	09/30/2019	W/W	WARD CUSTOM APPAREL	12.00	
086374	09/30/2019	W/W	SMITH, GREG	30.00	
086375	09/30/2019	W/W	POST MASTER	330.00	
086376	09/30/2019	W/W	SCHAUB, RON	45.00	
086377	09/30/2019	W/W	LEXINGTON ATHLETIC DEPT.	4,800.00	
086378	09/30/2019	W/W	GIFFORD, BRYAN T	400.00	
086379	09/30/2019	W/W	CBIZ BENEFITS & INSURANCE	2,750.00	
086380	09/30/2019	W/W	GLENNON, CHRISTOPHER	125.00	
086381	09/30/2019	W/W	HOLIDAY INN EXPRESS & SUITES	581.84	
086382	09/30/2019	W/W	DAVIS, MICHAEL J	125.00	
086383	09/30/2019	W/W	KATHREIN, MICHAEL	70.00	
086384	09/30/2019	W/W	SCHAUB, RON	45.00	
086385	09/30/2019	W/W	SYCAMORE SPRINGS GOLF COURSE	150.00	
691390	09/05/2019	C/R	LEXINGTON SCHOOLS - PAYROLL	602,907.95	09/05/2019
691391	09/05/2019	M/M	MEMO-S.E.R.S.	2,796.71	
691392	09/05/2019	M/M	MEMO-S.T.R.S.	7,510.66	
691393	09/09/2019	M/M	GORDON FOOD SERVICE	16,961.15	
691394	09/11/2019	M/M	LEXINGTON SCHOOLS - PAYROLL	8,195.33	
691395	09/16/2019	M/M	ZIONS BANCORPORATION, NATIONAL	415,418.79	
691396	09/20/2019	C/R	LEXINGTON SCHOOLS - PAYROLL	580,617.26	09/20/2019

Date: 10/04/2019

C H E C K R E G I S T E R
Processing Month: September 2019
LEXINGTON LOCAL SCHOOLS

Page: 7
(CHKREG)

Check#	Check Date	Org Sta	Vendor Paid	Check Amount	Status Date
691397	09/20/2019	M/M	MEMO-S.E.R.S.	8,378.53	
691398	09/20/2019	M/M	MEMO-S.E.R.S.	2,804.03	
691399	09/20/2019	M/M	MEMO-S.T.R.S.	7,594.66	
691400	09/24/2019	M/M	ANTHEM BENEFIT SERVICES	373,994.74	
691401	09/24/2019	M/M	LEXINGTON SCHOOLS - PAYROLL	7,801.53	
691402	09/30/2019	M/M	MEMO-MID OHIO ESC	4,582.99	
691403	09/30/2019	M/M	MEMO-S.E.R.S.	45,500.00	
691404	09/30/2019	M/M	MEMO-S.T.R.S.	123,532.00	
691406	09/30/2019	M/M	RICHLAND BANK - (MEMO FEE)	4.50	
Total Checks Issued				\$ 2,794,165.66	

TRANS NO	ITEM NO	TRANS DATE	STS	DESCRIPTION OR SOURCE	TI	FUND	RCPT	SPCC	SUBJ	OPU	TRANS AMOUNT
074166	0001	09/05/2019	A	Tuition pymt	03	001	1211	0000	000000	500	400.00
074169	0001	09/06/2019	A	Preschool tuition	03	001	1211	0000	000000	500	100.00
074187	0001	09/09/2019	A	Preschool tuition	03	001	1211	0000	000000	500	500.00
074191	0001	09/10/2019	A	Preschool tuition	03	001	1211	0000	000000	500	500.00
074195	0001	09/11/2019	A	Preschool tuition	03	001	1211	0000	000000	500	500.00
074204	0001	09/12/2019	A	Preschool tuition	03	001	1211	0000	000000	500	400.00
074214	0001	09/16/2019	A	Tuition pymt	03	001	1211	0000	000000	000	628.68
074228	0001	09/18/2019	A	Preschool tuition	03	001	1211	0000	000000	500	100.00
074232	0001	09/19/2019	A	Preschool tuition	03	001	1211	0000	000000	500	50.00
074250	0001	09/26/2019	A	Tuition pymt	03	001	1211	0000	000000	000	1,257.36
074261	0001	09/27/2019	A	Preschool tuition	03	001	1211	0000	000000	500	200.00
074267	0001	09/30/2019	A	Tuition pymt	03	001	1211	0000	000000	000	628.68
074273	0001	09/30/2019	A	Preschool tuition	03	001	1211	0000	000000	500	100.00
RCPT CODE SUB-TOTAL:											5,364.72
074243	0019	09/27/2019	A	JV50 SF-14 Regular Tuition	03	001	1221	0000	000000	000	24,328.44
RCPT CODE SUB-TOTAL:											24,328.44
074243	0021	09/27/2019	A	JV52 SF-14 SpecEd Tuition	03	001	1223	0000	000000	000	31,880.64
RCPT CODE SUB-TOTAL:											31,880.64
074197	0014	09/13/2019	A	Open Enrollment Revenue	03	001	1227	0000	000000	000	150.50
074243	0014	09/27/2019	A	Open Enrollment Revenue	03	001	1227	0000	000000	000	150.50
RCPT CODE SUB-TOTAL:											301.00
074276	0001	09/30/2019	A	Richland Bank Interest	03	001	1410	0000	000000	000	26,178.05
074284	0001	09/30/2019	A	Richland Bank Interest	03	001	1410	0000	000000	000	26,178.05
074285	0001	09/30/2019	A	Richland Bank Interest	03	001	1410	0000	000000	000	26,135.26
RCPT CODE SUB-TOTAL:											26,135.26
074141	0001	09/03/2019	A	HS Fees Credit - Curley	03	001	1740	0000	000000	100	68.00
074144	0001	09/03/2019	A	School fees	03	001	1740	0000	000000	300	120.00
074147	0001	09/03/2019	A	School fees	03	001	1740	0000	000000	500	40.00
074149	0001	09/03/2019	A	School fees	03	001	1740	0000	000000	100	127.00
074165	0001	09/04/2019	A	School fees	03	001	1740	0000	000000	500	40.00
074167	0001	09/05/2019	A	School fees	03	001	1740	0000	000000	100	183.00
074170	0001	09/06/2019	A	School fees	03	001	1740	0000	000000	100	55.00
074188	0001	09/09/2019	A	School fees	03	001	1740	0000	000000	500	20.00
074190	0001	09/09/2019	A	School fees	03	001	1740	0000	000000	400	224.00

STATUS (STS) CODES:

A-RECEIPT B-REFUND OF RECEIPT V-VOID REFUND OF RECEIPT X-REDUCTION OF EXPENDITURE
 C-APPROPRIATION OR BUDGET MODIFICATIONS D-EXPENSE/SUPPLIES DISTRIBUTION F-FUND TO FUND TRANSFER

TRANS NO	ITEM NO	TRANS DATE	STS	DESCRIPTION OR SOURCE	TI	FUND	RCPT	SPCC	SUBJ	QPU	TRANS AMOUNT
074162	0001	09/10/2019	A	HS Fees Credit - Brant	03	001	1740	0000	000000	100	27.00-
074163	0001	09/10/2019	A	HS Fees Credit - Mohn	03	001	1740	0000	000000	100	27.00-
074163	0002	09/10/2019	A	Credit applied to Eastern - Mo	03	001	1740	0000	000000	300	27.00
074175	0001	09/10/2019	B	FEE REFUNDS- EMILY& NATALIE	03	001	1740	0000	000000	100	96.00-
074176	0001	09/10/2019	B	FEE REFUND	03	001	1740	0000	000000	100	45.00-
074177	0001	09/10/2019	B	FEE REFUND- DEVON	03	001	1740	0000	000000	100	22.00-
074178	0001	09/10/2019	B	FEE REFUND- VALERI	03	001	1740	0000	000000	100	30.00-
074179	0001	09/10/2019	B	FEE REFUND- ZOE	03	001	1740	0000	000000	200	12.00-
074180	0001	09/10/2019	B	FEE REFUND- ELLA	03	001	1740	0000	000000	400	30.00-
074181	0001	09/10/2019	B	FEE REFUND- ISAIAH/ISABELLA	03	001	1740	0000	000000	400	60.00-
074182	0001	09/10/2019	A	TO CORRECT REFUND 74178	03	001	1740	0000	000000	100	30.00
074182	0002	09/10/2019	A	CORRECT REFUND 74178	03	001	1740	0000	000000	400	30.00-
074192	0001	09/10/2019	A	Returned CK acct closed CT	03	001	1740	0000	000000	100	55.00-
074200	0001	09/12/2019	A	School fees	03	001	1740	0000	000000	300	120.00
074201	0001	09/12/2019	A	School fees	03	001	1740	0000	000000	100	136.00
074203	0001	09/12/2019	A	School fees	03	001	1740	0000	000000	500	20.00
074206	0001	09/13/2019	A	School fees	03	001	1740	0000	000000	300	30.00
074222	0001	09/16/2019	A	School fees	03	001	1740	0000	000000	500	20.00
074224	0001	09/17/2019	A	School fees	03	001	1740	0000	000000	400	56.00
074229	0001	09/18/2019	A	School fees	03	001	1740	0000	000000	400	112.00
074231	0001	09/19/2019	A	School fees	03	001	1740	0000	000000	500	20.00
074235	0001	09/20/2019	A	School fees	03	001	1740	0000	000000	200	12.00
074236	0001	09/20/2019	A	School fees	03	001	1740	0000	000000	500	20.00
074248	0001	09/24/2019	A	School fees	03	001	1740	0000	000000	300	60.00
074253	0001	09/26/2019	A	School fees	03	001	1740	0000	000000	100	55.00
074244	0001	09/27/2019	A	Callie Kampe - fees credit	03	001	1740	0000	000000	100	17.00-
074245	0001	09/27/2019	A	Pereira - fees credit	03	001	1740	0000	000000	100	81.00-
074265	0001	09/27/2019	A	School fees	03	001	1740	0000	000000	400	56.00
074256	0001	09/30/2019	A	Owen Fike- fees credit	03	001	1740	0000	000000	100	33.00-
074275	0001	09/30/2019	A	HS Fees - Pay For It	03	001	1740	0000	000000	100	391.00
074275	0002	09/30/2019	A	Central Fees - Pay For It	03	001	1740	0000	000000	400	390.00
074275	0003	09/30/2019	A	Jr High Fees - Pay For It	03	001	1740	0000	000000	400	121.00
074275	0004	09/30/2019	A	Eastern Fees - Pay For It	03	001	1740	0000	000000	400	420.00
074275	0005	09/30/2019	A	Western Fees - Pay For It	03	001	1740	0000	000000	400	67.50
RCPT CODE SUB-TOTAL:											2,339.50
074153	0001	09/03/2019	A	Clearfork Wilson training pymt	03	001	1890	0000	000000	000	400.00
074230	0001	09/18/2019	A	Ohio School Plan	03	001	1890	0000	000000	000	1,652.00
RCPT CODE SUB-TOTAL:											2,052.00
074197	0001	09/13/2019	A	Opportunity Grant	03	001	3110	0000	000000	000	307,988.05
074197	0002	09/13/2019	A	Targeted Assistance	03	001	3110	0000	000000	000	32,892.64

STATUS (STS) CODES:
 A-RECEIPT B-REFUND OF RECEIPT V-VOID REFUND OF RECEIPT X-REDUCTION OF EXPENDITURE
 C-APPROPRIATION OR BUDGET MODIFICATIONS D-EXPENSE/SUPPLIES DISTRIBUTION F-FUND TO FUND TRANSFER

TRANS NO	ITEM NO	TRANS DATE	STS	DESCRIPTION OR SOURCE	TI	FUND	RCPT	SPCC	SUBJ	OPU	TRANS AMOUNT
074197	0003	09/13/2019	A	K-3 Literacy Funding	03	001	3110	0000	000000	000	5,948.56
074197	0005	09/13/2019	A	Limited English Prof Funding	03	001	3110	0000	000000	000	122.71
074197	0006	09/13/2019	A	Gifted Education Funding	03	001	3110	0000	000000	000	5,092.68
074197	0007	09/13/2019	A	Transportation	03	001	3110	0000	000000	000	22,763.69
074197	0008	09/13/2019	A	Special Education Funding	03	001	3110	0000	000000	000	50,084.00
074197	0009	09/13/2019	A	Graduation Bonus	03	001	3110	0000	000000	000	1,658.97
074197	0010	09/13/2019	A	Third Grade Reading Bonus	03	001	3110	0000	000000	000	994.42
074197	0012	09/13/2019	A	Preschool Special Educ Funding	03	001	3110	0000	000000	000	8,212.09
074197	0013	09/13/2019	A	Special Educ Transportation	03	001	3110	0000	000000	000	1,873.18
074243	0001	09/27/2019	A	Opportunity Grant	03	001	3110	0000	000000	000	307,988.04
074243	0002	09/27/2019	A	Targeted Assistance	03	001	3110	0000	000000	000	32,892.64
074243	0003	09/27/2019	A	K-3 Literacy Funding	03	001	3110	0000	000000	000	5,948.56
074243	0005	09/27/2019	A	Limited English Prof Funding	03	001	3110	0000	000000	000	122.71
074243	0006	09/27/2019	A	Gifted Education Funding	03	001	3110	0000	000000	000	5,092.68
074243	0007	09/27/2019	A	Transportation	03	001	3110	0000	000000	000	22,763.69
074243	0008	09/27/2019	A	Special Education Funding	03	001	3110	0000	000000	000	50,084.00
074243	0009	09/27/2019	A	Graduation Bonus	03	001	3110	0000	000000	000	1,658.97
074243	0010	09/27/2019	A	Third Grade Reading Bonus	03	001	3110	0000	000000	000	994.42
074243	0012	09/27/2019	A	Preschool Special Educ Funding	03	001	3110	0000	000000	000	8,212.09
074243	0013	09/27/2019	A	Special Educ Transportation	03	001	3110	0000	000000	000	1,873.17
RCPT CODE SUB-TOTAL:											875,261.96
074197	0004	09/13/2019	A	Economic Disadvantaged Funding	03	001	3211	0000	000000	000	2,384.09
074243	0004	09/27/2019	A	Economic Disadvantaged Funding	03	001	3211	0000	000000	000	2,384.01
RCPT CODE SUB-TOTAL:											4,768.09
074197	0011	09/13/2019	A	Career Tech Education Funding	03	001	3219	0000	000000	000	717.70
074243	0011	09/27/2019	A	Career Tech Education Funding	03	001	3219	0000	000000	000	717.70
RCPT CODE SUB-TOTAL:											1,435.40
074205	0004	09/13/2019	A	Wooster Schools - Wilson reimb	03	001	5300	0000	000000	000	6,856.13
074239	0001	09/24/2019	A	META Gordon Foods refund	03	001	5300	0000	000000	000	2,880.39
074271	0001	09/30/2019	A	BWC Divident 2017 Policy year	03	001	5300	0000	000000	000	41,075.76
RCPT CODE SUB-TOTAL:											50,812.28
FUND CODE SUB-TOTAL:											1,024,679.29
074276	0006	09/30/2019	A	LFI Fund	03	004	1410	0000	000000	000	318.38
074284	0006	09/30/2019	A	LFI Fund	03	004	1410	0000	000000	000	318.38-

STATUS (STS) CODES:

A-RECEIPT B-REFUND OF RECEIPT V-VOID REFUND OF RECEIPT X-REDUCTION OF EXPENDITURE
 C-APPROPRIATION OR BUDGET MODIFICATIONS D-EXPENSE/SUPPLIES DISTRIBUTION F-FUND TO FUND TRANSFER

TRANS NO	ITEM NO	TRANS DATE	STS	DESCRIPTION OR SOURCE	TI	FUND	RCPT	SPCC	SUBJ	OPU	TRANS AMOUNT
074285	0006	09/30/2019	A	LFI Fund	03	004	1410	0000	000000	000	318.38
RCPT CODE SUB-TOTAL:											318.38
FUND CODE SUB-TOTAL:											318.38
074276	0004	09/30/2019	A	Richland Bank Interest	03	006	1410	0000	000000	000	0.00
074284	0004	09/30/2019	A	Richland Bank Interest	03	006	1410	0000	000000	000	0.00
074285	0004	09/30/2019	A	Richland Bank Interest	03	006	1410	0000	000000	000	0.00
RCPT CODE SUB-TOTAL:											0.00
074184	0026	09/06/2019	A	HS Breakfast	03	006	1511	0000	000000	100	20.50
074184	0027	09/06/2019	A	Jr. Hi Breakfast	03	006	1511	0000	000000	200	10.50
074184	0028	09/06/2019	A	Eastern Breakfast	03	006	1511	0000	000000	300	16.80
074184	0029	09/06/2019	A	Central Breakfast	03	006	1511	0000	000000	400	38.70
074184	0030	09/06/2019	A	Western Breakfast	03	006	1511	0000	000000	500	38.70
074211	0026	09/13/2019	A	HS Breakfast	03	006	1511	0000	000000	100	35.15
074211	0027	09/13/2019	A	Jr. Hi Breakfast	03	006	1511	0000	000000	200	15.55
074211	0028	09/13/2019	A	Eastern Breakfast	03	006	1511	0000	000000	300	35.60
074211	0029	09/13/2019	A	Central Breakfast	03	006	1511	0000	000000	400	36.90
074211	0030	09/13/2019	A	Western Breakfast	03	006	1511	0000	000000	500	79.15
074246	0026	09/27/2019	A	HS Breakfast	03	006	1511	0000	000000	100	37.80
074246	0027	09/27/2019	A	Jr. Hi Breakfast	03	006	1511	0000	000000	200	9.50
074246	0028	09/27/2019	A	Eastern Breakfast	03	006	1511	0000	000000	300	55.20
074246	0029	09/27/2019	A	Central Breakfast	03	006	1511	0000	000000	400	45.30
074246	0030	09/27/2019	A	Western Breakfast	03	006	1511	0000	000000	500	93.25
074274	0026	09/30/2019	A	HS Breakfast	03	006	1511	0000	000000	100	42.60
074274	0027	09/30/2019	A	Jr. Hi Breakfast	03	006	1511	0000	000000	200	15.75
074274	0028	09/30/2019	A	Eastern Breakfast	03	006	1511	0000	000000	300	84.70
074274	0029	09/30/2019	A	Central Breakfast	03	006	1511	0000	000000	400	66.00
074274	0030	09/30/2019	A	Western Breakfast	03	006	1511	0000	000000	500	106.35
RCPT CODE SUB-TOTAL:											884.00
074184	0001	09/06/2019	A	HS Stu. Type A	03	006	1512	0000	000000	100	1,618.60
074184	0005	09/06/2019	A	HS RDA Stu. Type A	03	006	1512	0000	000000	100	681.25-
074184	0006	09/06/2019	A	Jr Hi Stu. Type A	03	006	1512	0000	000000	200	768.00
074184	0010	09/06/2019	A	Jr. Hi RDA Stu Type A	03	006	1512	0000	000000	200	580.35-
074184	0011	09/06/2019	A	Eastern Stu. Type A	03	006	1512	0000	000000	300	890.15
074184	0015	09/06/2019	A	Eastern RDA Stu. Type A	03	006	1512	0000	000000	300	596.06-
074184	0016	09/06/2019	A	Central Stu. Type A	03	006	1512	0000	000000	400	726.10
074184	0020	09/06/2019	A	Central RDA Stu. Type A	03	006	1512	0000	000000	400	85.15-

STATUS (STS) CODES:

A-RECEIPT B-REFUND OF RECEIPT V-VOID REFUND OF RECEIPT X-REDUCTION OF EXPENDITURE
 C-APPROPRIATION OR BUDGET MODIFICATIONS D-EXPENSE/SUPPLIES DISTRIBUTION F-FUND TO FUND TRANSFER

dd

TRANS NO	ITEM NO	TRANS DATE	STS	DESCRIPTION OR SOURCE	TI	FUND	RCPT	SPCC	SUBJ	OPU	TRANS AMOUNT
074184	0021	09/06/2019	A	Western Stu. Type A	03	006	1512	0000	000000	500	596.35
074184	0025	09/06/2019	A	Western RDA Stu. Type A	03	006	1512	0000	000000	500	306.05-
074211	0001	09/13/2019	A	HS Stu. Type A	03	006	1512	0000	000000	100	1,976.40
074211	0005	09/13/2019	A	HS RDA Stu. Type A	03	006	1512	0000	000000	100	1,502.20-
074211	0006	09/13/2019	A	Jr Hi Stu. Type A	03	006	1512	0000	000000	200	938.65
074211	0010	09/13/2019	A	Jr. Hi RDA Stu Type A	03	006	1512	0000	000000	200	440.85-
074211	0011	09/13/2019	A	Eastern Stu. Type A	03	006	1512	0000	000000	300	1,169.70
074211	0015	09/13/2019	A	Eastern RDA Stu. Type A	03	006	1512	0000	000000	300	939.06-
074211	0016	09/13/2019	A	Central Stu. Type A	03	006	1512	0000	000000	400	1,046.55
074211	0020	09/13/2019	A	Central RDA Stu. Type A	03	006	1512	0000	000000	400	809.20-
074211	0021	09/13/2019	A	Western Stu. Type A	03	006	1512	0000	000000	500	797.35
074211	0025	09/13/2019	A	Western RDA Stu. Type A	03	006	1512	0000	000000	500	770.90-
074244	0002	09/27/2019	A	Callie Kampe Lunch pymt	03	006	1512	0000	000000	100	17.00
074245	0002	09/27/2019	A	Marcos Pereira Lunch pymt	03	006	1512	0000	000000	100	48.00
074245	0003	09/27/2019	A	Marcio Pereira Lunch pymt	03	006	1512	0000	000000	100	33.00
074246	0001	09/27/2019	A	HS Stu. Type A	03	006	1512	0000	000000	100	2,200.35
074246	0005	09/27/2019	A	HS RDA Stu. Type A	03	006	1512	0000	000000	100	1,366.45-
074246	0006	09/27/2019	A	Jr Hi Stu. Type A	03	006	1512	0000	000000	200	1,137.35
074246	0010	09/27/2019	A	Jr. Hi RDA Stu Type A	03	006	1512	0000	000000	200	809.55-
074246	0011	09/27/2019	A	Eastern Stu. Type A	03	006	1512	0000	000000	300	1,185.80
074246	0015	09/27/2019	A	Eastern RDA Stu. Type A	03	006	1512	0000	000000	300	631.74-
074246	0016	09/27/2019	A	Central Stu. Type A	03	006	1512	0000	000000	400	1,088.20
074246	0020	09/27/2019	A	Central RDA Stu. Type A	03	006	1512	0000	000000	400	318.58-
074246	0021	09/27/2019	A	Western Stu. Type A	03	006	1512	0000	000000	500	801.60
074246	0025	09/27/2019	A	Western RDA Stu. Type A	03	006	1512	0000	000000	500	723.35-
074256	0002	09/30/2019	A	Dwen Fike Lunch pymt	03	006	1512	0000	000000	100	33.00
074274	0001	09/30/2019	A	HS Stu. Type A	03	006	1512	0000	000000	100	2,508.70
074274	0005	09/30/2019	A	HS RDA Stu. Type A	03	006	1512	0000	000000	100	1,905.85-
074274	0006	09/30/2019	A	Jr Hi Stu. Type A	03	006	1512	0000	000000	200	1,281.40
074274	0010	09/30/2019	A	Jr. Hi RDA Stu Type A	03	006	1512	0000	000000	200	803.55-
074274	0011	09/30/2019	A	Eastern Stu. Type A	03	006	1512	0000	000000	300	1,485.80
074274	0015	09/30/2019	A	Eastern RDA Stu. Type A	03	006	1512	0000	000000	300	925.14-
074274	0016	09/30/2019	A	Central Stu. Type A	03	006	1512	0000	000000	400	1,367.15
074274	0020	09/30/2019	A	Central RDA Stu. Type A	03	006	1512	0000	000000	400	940.40-
074274	0021	09/30/2019	A	Western Stu. Type A	03	006	1512	0000	000000	500	956.15
074274	0025	09/30/2019	A	Western RDA Stu. Type A	03	006	1512	0000	000000	500	530.85-
074275	0006	09/30/2019	A	HS Lunch - Pay For It	03	006	1512	0000	000000	100	5,701.05
074275	0007	09/30/2019	A	Jr High Lunch - Pay For It	03	006	1512	0000	000000	200	2,896.95
074275	0008	09/30/2019	A	Eastern Lunch - Pay For It	03	006	1512	0000	000000	300	2,418.00
074275	0009	09/30/2019	A	Central Lunch - Pay For It	03	006	1512	0000	000000	400	2,007.50
074275	0010	09/30/2019	A	Western Lunch - Pay For It	03	006	1512	0000	000000	500	1,899.60

RCPT CODE SUB-TOTAL: 23,927.92

STATUS (STS) CODES:

A-RECEIPT B-REFUND OF RECEIPT V-VOID REFUND OF RECEIPT X-REDUCTION OF EXPENDITURE
 C-APPROPRIATION OR BUDGET MODIFICATIONS D-EXPENSE/SUPPLIES DISTRIBUTION F-FUND TO FUND TRANSFER

TRANS NO	ITEM NO	TRANS DATE	STS	DESCRIPTION OR SOURCE	TI	FUND	RCPT	SPCC	SUBJ	OPU	TRANS AMOUNT
074141	0002	09/03/2019	A	HS Lunch Deposit - Curley	03	006	1513	0000	000000	100	68.00
074184	0003	09/06/2019	A	HS Stu. ALa Carte	03	006	1513	0000	000000	100	742.95
074184	0008	09/06/2019	A	Jr. Hi Stu. Ala Carte	03	006	1513	0000	000000	200	251.60
074184	0013	09/06/2019	A	Eastern Stu. Ala Carte	03	006	1513	0000	000000	300	210.00
074184	0018	09/06/2019	A	Central Stu. Ala Carte	03	006	1513	0000	000000	400	35.50
074184	0023	09/06/2019	A	Western Stu. Ala Carte	03	006	1513	0000	000000	500	42.00
074162	0002	09/10/2019	A	HS Lunch Deposit - Brant	03	006	1513	0000	000000	100	27.00
074211	0003	09/13/2019	A	HS Stu. ALa Carte	03	006	1513	0000	000000	100	999.20
074211	0008	09/13/2019	A	Jr. Hi Stu. Ala Carte	03	006	1513	0000	000000	200	285.80
074211	0013	09/13/2019	A	Eastern Stu. Ala Carte	03	006	1513	0000	000000	300	239.25
074211	0018	09/13/2019	A	Central Stu. Ala Carte	03	006	1513	0000	000000	400	118.50
074211	0023	09/13/2019	A	Western Stu. Ala Carte	03	006	1513	0000	000000	500	106.75
074246	0003	09/27/2019	A	HS Stu. ALa Carte	03	006	1513	0000	000000	100	1,081.55
074246	0008	09/27/2019	A	Jr. Hi Stu. Ala Carte	03	006	1513	0000	000000	200	316.45
074246	0013	09/27/2019	A	Eastern Stu. Ala Carte	03	006	1513	0000	000000	300	231.48
074246	0018	09/27/2019	A	Central Stu. Ala Carte	03	006	1513	0000	000000	400	111.50
074246	0023	09/27/2019	A	Western Stu. Ala Carte	03	006	1513	0000	000000	500	134.75
074274	0003	09/30/2019	A	HS Stu. ALa Carte	03	006	1513	0000	000000	100	1,219.20
074274	0008	09/30/2019	A	Jr. Hi Stu. Ala Carte	03	006	1513	0000	000000	200	338.40
074274	0013	09/30/2019	A	Eastern Stu. Ala Carte	03	006	1513	0000	000000	300	305.30
074274	0018	09/30/2019	A	Central Stu. Ala Carte	03	006	1513	0000	000000	400	235.25
074274	0023	09/30/2019	A	Western Stu. Ala Carte	03	006	1513	0000	000000	500	152.50

RCPT CODE SUB-TOTAL: 7,252.93

074184	0002	09/06/2019	A	HS Stu. Milk	03	006	1514	0000	000000	100	7.00
074184	0007	09/06/2019	A	Jr. Hi. Stu Milk	03	006	1514	0000	000000	200	8.00
074184	0012	09/06/2019	A	Eastern Stu. Milk	03	006	1514	0000	000000	300	0.50
074184	0017	09/06/2019	A	Central Stu. Milk	03	006	1514	0000	000000	400	8.50
074184	0022	09/06/2019	A	Western Stu. Milk	03	006	1514	0000	000000	500	13.50
074211	0002	09/13/2019	A	HS Stu. Milk	03	006	1514	0000	000000	100	13.50
074211	0007	09/13/2019	A	Jr. Hi. Stu Milk	03	006	1514	0000	000000	200	11.00
074211	0012	09/13/2019	A	Eastern Stu. Milk	03	006	1514	0000	000000	300	3.00
074211	0017	09/13/2019	A	Central Stu. Milk	03	006	1514	0000	000000	400	10.50
074211	0022	09/13/2019	A	Western Stu. Milk	03	006	1514	0000	000000	500	18.00
074246	0002	09/27/2019	A	HS Stu. Milk	03	006	1514	0000	000000	100	15.00
074246	0007	09/27/2019	A	Jr. Hi. Stu Milk	03	006	1514	0000	000000	200	10.00
074246	0012	09/27/2019	A	Eastern Stu. Milk	03	006	1514	0000	000000	300	4.00
074246	0017	09/27/2019	A	Central Stu. Milk	03	006	1514	0000	000000	400	8.50
074246	0022	09/27/2019	A	Western Stu. Milk	03	006	1514	0000	000000	500	12.50
074274	0002	09/30/2019	A	HS Stu. Milk	03	006	1514	0000	000000	100	19.00
074274	0007	09/30/2019	A	Jr. Hi. Stu Milk	03	006	1514	0000	000000	200	6.00
074274	0012	09/30/2019	A	Eastern Stu. Milk	03	006	1514	0000	000000	300	8.00
074274	0017	09/30/2019	A	Central Stu. Milk	03	006	1514	0000	000000	400	11.50

STATUS (STS) CODES:

A-RECEIPT B-REFUND OF RECEIPT V-VOID REFUND OF RECEIPT X-REDUCTION OF EXPENDITURE
 C-APPROPRIATION OR BUDGET MODIFICATIONS D-EXPENSE/SUPPLIES DISTRIBUTION F-FUND TO FUND TRANSFER

TRANS NO	ITEM NO	TRANS DATE	STS	DESCRIPTION OR SOURCE	TI	FUND	RCPT	SPCC	SUBJ	OPU	TRANS AMOUNT
074274	0022	09/30/2019	A	Western Stu. Milk	03	006	1514	0000	000000	500	21.00
RCPT CODE SUB-TOTAL:											209.00
074184	0004	09/06/2019	A	HS Adult Ala Carte	03	006	1523	0000	000000	100	90.50
074184	0009	09/06/2019	A	Jr. Hi Adult Ala Carte	03	006	1523	0000	000000	200	40.75
074184	0014	09/06/2019	A	Eastern Adult Ala Carte	03	006	1523	0000	000000	300	49.50
074184	0019	09/06/2019	A	Central Adult Ala Carte	03	006	1523	0000	000000	400	3.75
074184	0024	09/06/2019	A	Western Adult Ala Carte	03	006	1523	0000	000000	500	13.00
074211	0004	09/13/2019	A	HS Adult Ala Carte	03	006	1523	0000	000000	100	127.85
074211	0009	09/13/2019	A	Jr. Hi Adult Ala Carte	03	006	1523	0000	000000	200	44.05
074211	0014	09/13/2019	A	Eastern Adult Ala Carte	03	006	1523	0000	000000	300	41.25
074211	0019	09/13/2019	A	Central Adult Ala Carte	03	006	1523	0000	000000	400	21.75
074211	0024	09/13/2019	A	Western Adult Ala Carte	03	006	1523	0000	000000	500	16.00
074246	0004	09/27/2019	A	HS Adult Ala Carte	03	006	1523	0000	000000	100	130.35
074246	0009	09/27/2019	A	Jr. Hi Adult Ala Carte	03	006	1523	0000	000000	200	26.00
074246	0014	09/27/2019	A	Eastern Adult Ala Carte	03	006	1523	0000	000000	300	39.50
074246	0019	09/27/2019	A	Central Adult Ala Carte	03	006	1523	0000	000000	400	9.50
074246	0024	09/27/2019	A	Western Adult Ala Carte	03	006	1523	0000	000000	500	15.50
074274	0004	09/30/2019	A	HS Adult Ala Carte	03	006	1523	0000	000000	100	169.25
074274	0009	09/30/2019	A	Jr. Hi Adult Ala Carte	03	006	1523	0000	000000	200	35.75
074274	0014	09/30/2019	A	Eastern Adult Ala Carte	03	006	1523	0000	000000	300	81.05
074274	0019	09/30/2019	A	Central Adult Ala Carte	03	006	1523	0000	000000	400	13.00
074274	0024	09/30/2019	A	Western Adult Ala Carte	03	006	1523	0000	000000	500	20.00
RCPT CODE SUB-TOTAL:											988.30
FUND CODE SUB-TOTAL:											33,262.15
074276	0005	09/30/2019	A	Richland Bank Int - Minutemen	03	007	1410	9100	000000	000	9.52
074284	0005	09/30/2019	A	Richland Bank Int - Minutemen	03	007	1410	9100	000000	000	9.52-
074285	0005	09/30/2019	A	Richland Bank Int - Minutemen	03	007	1410	9100	000000	000	36.25
RCPT CODE SUB-TOTAL:											36.25
FUND CODE SUB-TOTAL:											36.25
074276	0003	09/30/2019	A	Richland Bank Int - McCammon	03	007	1410	9800	000000	000	5.72
074284	0003	09/30/2019	A	Richland Bank Int - McCammon	03	007	1410	9800	000000	000	5.72-
074285	0003	09/30/2019	A	Richland Bank Int - McCammon	03	007	1410	9800	000000	000	21.78
RCPT CODE SUB-TOTAL:											21.78

STATUS (STS) CODES:

A-RECEIPT B-REFUND OF RECEIPT V-VOID REFUND OF RECEIPT X-REDUCTION OF EXPENDITURE
 C-APPROPRIATION OR BUDGET MODIFICATIONS D-EXPENSE/SUPPLIES DISTRIBUTION F-FUND TO FUND TRANSFER

TRANS NO	ITEM NO	TRANS DATE	STS	DESCRIPTION OR SOURCE	TI	FUND	RCPT	SPCC	SUBJ	OPU	TRANS AMOUNT
FUND CODE SUB-TOTAL:											21.78
074276	0007	09/30/2019	A	Classroom Facilities Fund	03	010	1410	0000	000000	000	1,308.41
074284	0007	09/30/2019	A	Classroom Facilities Fund	03	010	1410	0000	000000	000	1,308.41
074285	0007	09/30/2019	A	Classroom Facilities Fund	03	010	1410	0000	000000	000	1,308.41
RCPT CODE SUB-TOTAL:											1,308.41
FUND CODE SUB-TOTAL:											1,308.41
074263	0001	09/27/2019	A	MD Coffee Service	03	018	1620	9100	000000	000	110.55
RCPT CODE SUB-TOTAL:											110.55
074171	0001	09/06/2019	A	MD Coffee service	03	018	1690	9100	000000	000	49.55
074218	0001	09/16/2019	A	MD coffee service	03	018	1690	9100	000000	000	75.62
074242	0001	09/24/2019	A	Apparel commission	03	018	1690	9100	000000	000	15.00
RCPT CODE SUB-TOTAL:											140.17
074247	0001	09/24/2019	A	Emerson Donation	03	018	1820	9100	000000	000	195.00
RCPT CODE SUB-TOTAL:											195.00
FUND CODE SUB-TOTAL:											445.72
074151	0001	09/03/2019	A	School fees princ acct	03	018	1620	9200	000000	000	14.00
074235	0002	09/20/2019	A	School fees princ acct	03	018	1620	9200	000000	000	14.00
RCPT CODE SUB-TOTAL:											28.00
FUND CODE SUB-TOTAL:											28.00
074145	0001	09/03/2019	A	Running Club fees	03	018	1630	9303	000000	000	90.00
074199	0001	09/12/2019	A	Running club sponsor	03	018	1630	9303	000000	000	35.00
RCPT CODE SUB-TOTAL:											125.00
FUND CODE SUB-TOTAL:											125.00

STATUS (STS) CODES:

A-RECEIPT B-REFUND OF RECEIPT V-VOID REFUND OF RECEIPT X-REDUCTION OF EXPENDITURE
 C-APPROPRIATION OR BUDGET MODIFICATIONS D-EXPENSE/SUPPLIES DISTRIBUTION F-FUND TO FUND TRANSFER

TRANS NO	ITEM NO	TRANS DATE	STS	DESCRIPTION OR SOURCE	TI	FUND	RCPT	SPCC	SUBJ	QPU	TRANS AMOUNT
074190	0002	09/09/2019	A	School fees princ acct	03	018	1630	9400	000000	000	16.00
074224	0002	09/17/2019	A	school fees princ acct	03	018	1630	9400	000000	000	4.00
074229	0002	09/18/2019	A	School fees princ acct	03	018	1630	9400	000000	000	8.00
074265	0002	09/27/2019	A	School fees princ acct	03	018	1630	9400	000000	000	4.00
RCPT CODE SUB-TOTAL:											32.00
074207	0001	09/13/2019	A	Field trip - carousel	03	018	1690	9400	000000	000	319.00
RCPT CODE SUB-TOTAL:											319.00
FUND CODE SUB-TOTAL:											351.00
074260	0001	09/26/2019	A	Library fine	03	018	1890	9401	000000	000	10.00
RCPT CODE SUB-TOTAL:											10.00
FUND CODE SUB-TOTAL:											10.00
074147	0002	09/03/2019	A	School fees princ acct	03	018	1630	9500	000000	000	20.00
074165	0002	09/04/2019	A	School fees princ acct	03	018	1630	9500	000000	000	20.00
074188	0002	09/09/2019	A	School fees princ acct	03	018	1630	9500	000000	000	10.00
074203	0002	09/12/2019	A	School fees princ acct	03	018	1630	9500	000000	000	10.00
074222	0002	09/16/2019	A	School fees princ acct	03	018	1630	9500	000000	000	10.00
074231	0002	09/19/2019	A	School fees princ acct	03	018	1630	9500	000000	000	10.00
074236	0002	09/20/2019	A	School fees princ acct	03	018	1630	9500	000000	000	10.00
RCPT CODE SUB-TOTAL:											90.00
074148	0001	09/03/2019	A	Kroger check	03	018	1690	9500	000000	000	392.41
RCPT CODE SUB-TOTAL:											392.41
FUND CODE SUB-TOTAL:											482.41
074205	0003	09/13/2019	A	PTO Recycling-Central	03	019	1890	9121	000000	000	7.43
074213	0003	09/16/2019	A	PTO Recycling-Central	03	019	1890	9121	000000	000	3.52
RCPT CODE SUB-TOTAL:											10.95
FUND CODE SUB-TOTAL:											10.95

STATUS (STS) CODES:

A-RECEIPT B-REFUND OF RECEIPT V-VOID REFUND OF RECEIPT X-REDUCTION OF EXPENDITURE
C-APPROPRIATION OR BUDGET MODIFICATIONS D-EXPENSE/SUPPLIES DISTRIBUTION F-FUND TO FUND TRANSFER

TRANS NO	ITEM NO	TRANS DATE	STS	DESCRIPTION OR SOURCE	TI	FUND	RCPT	SPCC	SUBJ	OPU	TRANS AMOUNT
074205	0001	09/13/2019	A	PTD Recycling-Eastern	03	019	1890	9122	000000	000	7.43
074213	0001	09/16/2019	A	PTD Recycling-Eastern	03	019	1890	9122	000000	000	3.51
RCPT CODE SUB-TOTAL:											10.94
FUND CODE SUB-TOTAL:											10.94
074205	0002	09/13/2019	A	PTD Recycling-Western	03	019	1890	9123	000000	000	7.42
074213	0002	09/16/2019	A	PTD Recycling-Western	03	019	1890	9123	000000	000	3.51
RCPT CODE SUB-TOTAL:											10.93
FUND CODE SUB-TOTAL:											10.93
074213	0006	09/16/2019	A	Rich Co Found - Crist	03	019	1820	9219	000000	000	549.52
RCPT CODE SUB-TOTAL:											549.52
FUND CODE SUB-TOTAL:											549.52
074213	0005	09/16/2019	A	Rich Co Found - Brokaw	03	019	1820	9220	000000	000	915.00
RCPT CODE SUB-TOTAL:											915.00
FUND CODE SUB-TOTAL:											915.00
074213	0007	09/16/2019	A	Rich Co Found - Pelphrey	03	019	1820	9221	000000	000	1,500.00
RCPT CODE SUB-TOTAL:											1,500.00
FUND CODE SUB-TOTAL:											1,500.00
074276	0002	09/30/2019	A	Richland Bank Int. 024	03	024	1410	0000	000000	000	1,839.50
074284	0002	09/30/2019	A	Richland Bank Int. 024	03	024	1410	0000	000000	000	1,839.50
074285	0002	09/30/2019	A	Richland Bank Int. 024	03	024	1410	0000	000000	000	1,839.50
RCPT CODE SUB-TOTAL:											1,839.50
074152	0001	09/03/2019	A	Mauk Sept Cobra	03	024	1872	0000	000000	000	2,006.48

STATUS (STS) CODES:

A-RECEIPT B-REFUND OF RECEIPT V-VOID REFUND OF RECEIPT X-REDUCTION OF EXPENDITURE
 C-APPROPRIATION OR BUDGET MODIFICATIONS D-EXPENSE/SUPPLIES DISTRIBUTION F-FUND TO FUND TRANSFER

28

TRANS NO	ITEM NO	TRANS DATE	STS	DESCRIPTION OR SOURCE	TI	FUND	RCPT	SPCC	SUBJ	OPU	TRANS AMOUNT
074240	0001	09/24/2019	A	Employees' Premiums Sept	03	024	1872	0000	000000	000	67,083.18
074241	0001	09/24/2019	A	Board's Premiums Sept	03	024	1872	0000	000000	000	373,994.74
074251	0001	09/26/2019	A	Mullet Oct Cobra	03	024	1872	0000	000000	000	2,114.31
074266	0001	09/27/2019	A	Mauk Oct Cobra	03	024	1872	0000	000000	000	2,006.48
RCPT CODE SUB-TOTAL:											447,205.19
FUND CODE SUB-TOTAL:											449,044.69
074262	0001	09/27/2019	A	Key Club dues	03	200	1630	9115	000000	000	100.00
RCPT CODE SUB-TOTAL:											100.00
FUND CODE SUB-TOTAL:											100.00
074146	0001	09/03/2019	A	Yearbook sales	03	200	1620	9119	000000	000	520.00
074168	0001	09/05/2019	A	Yearbook sales	03	200	1620	9119	000000	000	195.00
074172	0001	09/06/2019	A	Yearbook sales	03	200	1620	9119	000000	000	195.00
074233	0001	09/19/2019	A	Yearbook sale	03	200	1620	9119	000000	000	65.00
RCPT CODE SUB-TOTAL:											975.00
074150	0001	09/03/2019	A	Yearbook Ad sales	03	200	1690	9119	000000	000	160.00
074202	0001	09/12/2019	A	Yearbook ad sales	03	200	1690	9119	000000	000	160.00
074220	0001	09/16/2019	A	Yearbook ad sales	03	200	1690	9119	000000	000	195.00
RCPT CODE SUB-TOTAL:											515.00
FUND CODE SUB-TOTAL:											1,490.00
074219	0001	09/16/2019	A	NHS dues	03	200	1630	9121	000000	000	30.00
RCPT CODE SUB-TOTAL:											30.00
FUND CODE SUB-TOTAL:											30.00
074234	0001	09/20/2019	A	PE vending	03	300	1620	9206	000000	000	300.00
RCPT CODE SUB-TOTAL:											300.00
FUND CODE SUB-TOTAL:											300.00

STATUS (STS) CODES:
 A-RECEIPT B-REFUND OF RECEIPT V-VOID REFUND OF RECEIPT X-REDUCTION OF EXPENDITURE
 C-APPROPRIATION OR BUDGET MODIFICATIONS D-EXPENSE/SUPPLIES DISTRIBUTION F-FUND TO FUND TRANSFER

TRANS NO	ITEM NO	TRANS DATE	STS	DESCRIPTION OR SOURCE	TI	FUND	RCPT	SPCC	SUBJ	QFU	TRANS AMOUNT
074142	0001	09/03/2019	A	Var FB adm 8/30	03	300	1610	9600	000000	700	9,670.00
074154	0001	09/03/2019	A	Girls Soccer Adm 8/31	03	300	1610	9600	000000	704	665.00
074155	0001	09/03/2019	A	Boys soccer adm 8/31	03	300	1610	9600	000000	703	336.00
074156	0002	09/04/2019	A	Fall season passes	03	300	1610	9600	000000	000	1,530.00
074157	0001	09/04/2019	A	JH FB adm 9/3	03	300	1610	9600	000000	713	426.00
074158	0001	09/04/2019	A	Boys Soccer adm 9/3	03	300	1610	9600	000000	703	970.00
074164	0001	09/04/2019	A	FB Pre-Sale for Ontario 8/30	03	300	1610	9600	000000	700	172.00
074161	0001	09/06/2019	B	PRESALE TICKETS FOR 9/6/19	03	300	1610	9600	000000	700	180.00
074173	0001	09/06/2019	A	HS FB adm 9/5	03	300	1610	9600	000000	700	324.00
074174	0001	09/06/2019	A	HS VB adm 9/5	03	300	1610	9600	000000	702	264.00
074185	0001	09/09/2019	A	JV FB ADM 9/7	03	300	1610	9600	000000	700	510.00
074186	0001	09/09/2019	A	JV Boys Soccer adm 9/7	03	300	1610	9600	000000	703	194.00
074186	0002	09/09/2019	A	JV Girls Soccer adm 9/7	03	300	1610	9600	000000	704	742.00
074189	0001	09/09/2019	A	FB Presale for Shelby 9/6	03	300	1610	9600	000000	700	180.00
074193	0001	09/10/2019	A	JV Boys soccer adm 9/9	03	300	1610	9600	000000	703	203.00
074193	0002	09/10/2019	A	JV Girls Soccer adm 9/9	03	300	1610	9600	000000	704	203.00
074194	0001	09/10/2019	A	JH VB Adm 9/9	03	300	1610	9600	000000	714	210.00
074198	0001	09/12/2019	A	JH FB adm 9/11	03	300	1610	9600	000000	713	332.00
074208	0001	09/13/2019	A	JH VB adm 9/12	03	300	1610	9600	000000	714	140.00
074209	0001	09/13/2019	A	JH VB adm 9/11	03	300	1610	9600	000000	714	223.00
074210	0001	09/13/2019	A	Girls soccer adm 9/12	03	300	1610	9600	000000	704	436.00
074212	0001	09/14/2019	A	FB Adm 9/13	03	300	1610	9600	000000	700	7,454.00
074215	0001	09/16/2019	A	Girls soccer adm 9/14	03	300	1610	9600	000000	704	666.00
074216	0001	09/16/2019	A	FB Pre-sale 9/13	03	300	1610	9600	000000	700	72.00
074223	0001	09/17/2019	A	JH VB adm 9/16	03	300	1610	9600	000000	714	226.00
074225	0003	09/17/2019	A	Fall sports passes	03	300	1610	9600	000000	000	40.00
074226	0001	09/18/2019	A	Boys Soccer adm 9/17	03	300	1610	9600	000000	703	104.00
074227	0001	09/18/2019	A	JH FB adm 9/17	03	300	1610	9600	000000	713	434.00
074237	0001	09/20/2019	A	Girls soccer adm 9/19	03	300	1610	9600	000000	704	242.00
074238	0001	09/23/2019	A	JV FB Adm 9/27	03	300	1610	9600	000000	700	374.00
074257	0001	09/26/2019	A	JH FB adm 9/25	03	300	1610	9600	000000	713	378.00
074258	0001	09/26/2019	A	JV Girls Soccer adm 9/25	03	300	1610	9600	000000	704	200.00
074259	0001	09/26/2019	A	JH VB adm 9/25	03	300	1610	9600	000000	714	200.00
074268	0001	09/30/2019	A	HS VB adm 9/26	03	300	1610	9600	000000	702	252.00
074269	0001	09/30/2019	A	JV FB adm 9/28	03	300	1610	9600	000000	700	336.00
074270	0001	09/30/2019	A	Girls Soccer adm 9/28	03	300	1610	9600	000000	704	178.00
074272	0001	09/30/2019	A	Girls Soccer Adm 9/26	03	300	1610	9600	000000	704	1,278.00
RCPT CODE SUB-TOTAL:											29,984.00
074143	0001	09/03/2019	A	FB Program sales 8/30	03	300	1620	9600	000000	700	314.00
074143	0002	09/03/2019	A	overage on program sales	03	300	1620	9600	000000	700	10.00
074217	0001	09/16/2019	A	FB program sales 9/13	03	300	1620	9600	000000	700	286.00
074217	0002	09/16/2019	A	overage programs 9/13	03	300	1620	9600	000000	700	1.00

STATUS (STS) CODES:

A-RECEIPT B-REFUND OF RECEIPT V-VOID REFUND OF RECEIPT X-REDUCTION OF EXPENDITURE
 C-APPROPRIATION OR BUDGET MODIFICATIONS D-EXPENSE/SUPPLIES DISTRIBUTION F-FUND TO FUND TRANSFER

TRANS NO	ITEM NO	TRANS DATE	STS	DESCRIPTION OR SOURCE	TI	FUND	RCPT	SPCC	SUBJ	OPU	TRANS AMOUNT
RCPT CODE SUB-TOTAL:											611.00
074156	0001	09/04/2019	A	Patron Ads	03	300	1690	9600	000000	000	25.00
074156	0003	09/04/2019	A	Program Ads	03	300	1690	9600	000000	000	1,215.00
074225	0001	09/17/2019	A	Patron	03	300	1690	9600	000000	000	25.00
074225	0002	09/17/2019	A	Program Ads	03	300	1690	9600	000000	000	595.00
RCPT CODE SUB-TOTAL:											1,860.00
074247	0002	09/24/2019	A	Emerson Donation	03	300	1820	9600	000000	000	805.00
RCPT CODE SUB-TOTAL:											805.00
074156	0004	09/04/2019	A	Girls Golf entry fees	03	300	1890	9600	000000	706	1,085.00
074156	0005	09/04/2019	A	Boys Golf Shootout fees	03	300	1890	9600	000000	706	855.00
074205	0005	09/13/2019	A	Boys Golf entry fee	03	300	1890	9600	000000	706	285.00
074225	0005	09/17/2019	A	Girls Golf entry fees	03	300	1890	9600	000000	706	1,405.00
074225	0006	09/17/2019	A	Boys Golf entry fees	03	300	1890	9600	000000	706	1,140.00
074225	0007	09/17/2019	A	Girls tennis entry fee	03	300	1890	9600	000000	705	500.00
RCPT CODE SUB-TOTAL:											5,270.00
FUND CODE SUB-TOTAL:											38,530.00
074277	0001	09/30/2019	A	IDEA-B Revenue	03	516	4220	9020	000000	000	36,752.20
074278	0001	09/30/2019	A	IDEA-B Restoration Revenue	03	516	4220	9020	000000	000	27,992.29
RCPT CODE SUB-TOTAL:											64,744.49
FUND CODE SUB-TOTAL:											64,744.49
074159	0001	09/06/2019	A	Title I Revenue	03	572	4220	9019	000000	000	6,645.89
074255	0001	09/30/2019	B	TITLE I-A REFUND FY19	03	572	4220	9019	000000	000	4,342.75-
RCPT CODE SUB-TOTAL:											2,303.14
FUND CODE SUB-TOTAL:											2,303.14
074282	0001	09/30/2019	A	Title I Revenue	03	572	4220	9020	000000	000	29,688.79
RCPT CODE SUB-TOTAL:											29,688.79

STATUS (STS) CODES:

A-RECEIPT B-REFUND OF RECEIPT V-VOID REFUND OF RECEIPT X-REDUCTION OF EXPENDITURE
 C-APPROPRIATION OR BUDGET MODIFICATIONS D-EXPENSE/SUPPLIES DISTRIBUTION F-FUND TO FUND TRANSFER

TRANS NO	ITEM NO	TRANS DATE	STS	DESCRIPTION OR SOURCE	TI	FUND	RCPT	SPCD	SUBJ	OPU	TRANS AMOUNT
FUND CODE SUB-TOTAL:											29,688.79
074279	0001	09/30/2019	A	ECSE Restoration Revenue	03	587	4220	9020	000000	000	886.51
RCPT CODE SUB-TOTAL:											886.51
FUND CODE SUB-TOTAL:											886.51
074280	0001	09/30/2019	A	Title II-A Revenue	03	590	4220	9020	000000	000	5,318.08
RCPT CODE SUB-TOTAL:											5,318.08
FUND CODE SUB-TOTAL:											5,318.08
074281	0001	09/30/2019	A	Title IV-A Revenue	03	599	4220	9020	000000	000	11,572.01
RCPT CODE SUB-TOTAL:											11,572.01
FUND CODE SUB-TOTAL:											11,572.01
GRAND TOTAL:											1,668,073.44

STATUS (STS) CODES:

A-RECEIPT B-REFUND OF RECEIPT V-VOID REFUND OF RECEIPT X-REDUCTION OF EXPENDITURE
 C-APPROPRIATION OR BUDGET MODIFICATIONS D-EXPENSE/SUPPLIES DISTRIBUTION F-FUND TO FUND TRANSFER

Date: 10/04/19
 Time: 9:54 am

LEXINGTON LOCAL SCHOOLS
 Revenue Account Summary
 SORTED BY FUND-SCC/ACCT

Page: 1
 (REVSUM)

	FYTD Receivable	FYTD Actual Receipts	NTD Actual Receipts	YTD Actual Receipts	FYTD Balance Receivable	FYTD Percent Received
*****TOTAL FOR FUND-SCC 001 0000 (GENERAL FUND):	24,868,805.00	8,171,662.90	1,024,679.29	21,396,054.20	16,697,142.10	32.86
*****TOTAL FOR FUND-SCC 002 0000 (BOND RETIREMENT FUND):	4,709,132.24	3,149,132.24	0.00	3,149,132.24	1,560,000.00	66.87
*****TOTAL FOR FUND-SCC 003 0000 (PERMANENT IMPROVEMENT FUND):	700,000.00	281,142.87	0.00	680,255.07	418,857.13	40.16
*****TOTAL FOR FUND-SCC 004 0000 (LFI BUILDING FUND):	56,470,238.41	56,475,260.39	318.38	56,475,260.39	5,021.98	100.01
*****TOTAL FOR FUND-SCC 006 0000 (FOOD SERVICE FUND):	716,982.00	58,167.24	33,262.15	486,367.06	658,814.76	8.11
*****TOTAL FOR FUND-SCC 007 9100 (LEXINGTON MINUTEMEN ACADEMIC SCHOLARSHIP FUND):	11,068.00	2,388.16	36.25	12,977.18	8,679.84	21.58
*****TOTAL FOR FUND-SCC 007 9800 (TERRY McCAMMON SCHOLARSHIP FUND):	227.00	68.05	21.78	186.40	158.95	29.98
*****TOTAL FOR FUND-SCC 010 0000 (CLASSROOM FACILITIES CONSTRUCTION FUND):	45,000,000.00	45,020,638.26	1,308.41	45,020,638.26	20,638.26	100.05
*****TOTAL FOR FUND-SCC 018 9100 (HIGH SCHOOL PRINCIPAL'S FUND):	9,901.00	506.81	445.72	7,576.39	9,394.19	5.12
*****TOTAL FOR FUND-SCC 018 9200 (JUNIOR HIGH PRINCIPAL'S FUND):	5,044.00	4,312.00	28.00	5,110.00	732.00	85.49

*** NOTE!! ONLY ACTIVE ACCOUNTS HAVE BEEN SELECTED, TOTALS MAY EXCLUDE AMOUNTS THAT ARE RELATED TO INACTIVE ACCOUNTS. ***

Date: 10/04/19
Time: 9:54 am

LEXINGTON LOCAL SCHOOLS
Revenue Account Summary
SORTED BY FUND-SCC/ACCT

Page: 2
(REVSUM)

	FYTD Receivable	FYTD Actual Receipts	MTD Actual Receipts	YTD Actual Receipts	FYTD Balance Receivable	FYTD Percent Received
*****TOTAL FOR FUND-SCC 018 9300 (EASTERN PRINCIPAL'S FUND):	7,615.00	0.00	0.00	4,733.77	7,615.00	0.00
*****TOTAL FOR FUND-SCC 018 9301 (EASTERN ELEMENTARY BOOKFAIR/BOXTOPS FUND):	6,893.00	0.00	0.00	3,998.62	6,893.00	0.00
*****TOTAL FOR FUND-SCC 018 9303 (EASTERN RUN CLUB):	207.00	1,135.00	125.00	1,135.00	928.00-	548.31
*****TOTAL FOR FUND-SCC 018 9400 (CENTRAL PRINCIPAL'S FUND):	4,553.00	834.08	351.00	3,768.04	3,718.92	18.32
*****TOTAL FOR FUND-SCC 018 9401 (CENTRAL ELEMENTARY BOOKFAIR FUND):	3,689.00	20.00	10.00	1,261.16	3,669.00	0.54
*****TOTAL FOR FUND-SCC 018 9402 (CENTRAL ELEMENTARY ART):	1,375.00	0.00	0.00	1,375.00	1,375.00	0.00
*****TOTAL FOR FUND-SCC 018 9500 (WESTERN PRINCIPAL'S FUND):	5,890.00	2,382.41	482.41	4,980.42	3,507.59	40.45
*****TOTAL FOR FUND-SCC 018 9501 (WESTERN ELEMENTARY BOOKFAIR/BOXTOPS FUND):	4,670.00	5.00	0.00	1,051.79	4,665.00	0.11
*****TOTAL FOR FUND-SCC 018 9503 (WESTERN ELEMENTARY ART):	2,230.00	0.00	0.00	2,230.00	2,230.00	0.00
*****TOTAL FOR FUND-SCC 019 9121 (CENTRAL ELEMENTARY PTO GRANTS):	1,172.00	34.99	10.95	130.55	1,137.01	2.99

*** NOTE!! ONLY ACTIVE ACCOUNTS HAVE BEEN SELECTED, TOTALS MAY EXCLUDE AMOUNTS THAT ARE RELATED TO INACTIVE ACCOUNTS. ***

LEXINGTON LOCAL SCHOOLS
 Revenue Account Summary
 SORTED BY FUND-SCC/ACCT

	FYTD Receivable	FYTD Actual Receipts	MTD Actual Receipts	YTD Actual Receipts	FYTD Balance Receivable	FYTD Percent Received
*****TOTAL FOR FUND-SCC 019 9122 (EASTERN ELEMENTARY PTO GRANTS):	1,172.00	34.98	10.94	130.56	1,137.02	2.98
*****TOTAL FOR FUND-SCC 019 9123 (WESTERN ELEMENTARY PTO GRANTS):	1,864.00	34.99	10.93	822.54	1,829.01	1.88
*****TOTAL FOR FUND-SCC 019 9219 (RICH CO FOUND-CLASSROOM LIBRARY):	549.52	549.52	549.52	549.52	0.00	100.00
*****TOTAL FOR FUND-SCC 019 9220 (RICH CO FOUND-LEGOS AND BUILDING BLOCKS):	915.00	915.00	915.00	915.00	0.00	100.00
*****TOTAL FOR FUND-SCC 019 9221 (RICH CO FOUND-SCIENCE DISCOVERY BINS):	1,500.00	1,500.00	1,500.00	1,500.00	0.00	100.00
*****TOTAL FOR FUND-SCC 019 9302 (RICH CO RETIRED TEACHERS ASSOC):	0.00	0.00	0.00	150.00	0.00	0.00
*****TOTAL FOR FUND-SCC 022 9601 (OHSAA TOURNAMENT AGENCY FUND):	35,459.00	0.00	0.00	21,122.79	35,459.00	0.00
*****TOTAL FOR FUND-SCC 024 0000 (EMPLOYEE BENEFITS FUND FOR MEDICAL/DENTAL):	5,225,000.00	1,327,792.92	449,044.69	3,991,293.14	3,897,207.08	25.41
*****TOTAL FOR FUND-SCC 034 0000 (DFCC PROJECT MAINTENANCE FUND):	90,500.00	0.00	0.00	0.00	90,500.00	0.00
*****TOTAL FOR FUND-SCC 200 9102 (HIGH SCHOOL DRAMA CLUB):	11,130.00	0.00	0.00	11,130.00	11,130.00	0.00

*** NOTE!! ONLY ACTIVE ACCOUNTS HAVE BEEN SELECTED, TOTALS MAY EXCLUDE AMOUNTS THAT ARE RELATED TO INACTIVE ACCOUNTS. ***

LEXINGTON LOCAL SCHOOLS
 Revenue Account Summary
 SORTED BY FUND-SCC/ACCT

	FYTD Receivable	FYTD Actual Receipts	MTD Actual Receipts	YTD Actual Receipts	FYTD Balance Receivable	FYTD Percent Received
*****TOTAL FOR FUND-SCC 200 9104 (HIGH SCHOOL LEADERSHIP COUNCIL):	400.00	0.00	0.00	400.00	400.00	0.00
*****TOTAL FOR FUND-SCC 200 9105 (HIGH SCHOOL FRENCH CLUB):	45.00	0.00	0.00	45.00	45.00	0.00
*****TOTAL FOR FUND-SCC 200 9107 (HIGH SCHOOL SPANISH CLUB):	178.00	0.00	0.00	178.35	178.00	0.00
*****TOTAL FOR FUND-SCC 200 9108 (HIGH SCHOOL LEO CLUB):	590.00	12.24	0.00	194.05	577.76	2.07
*****TOTAL FOR FUND-SCC 200 9114 (HIGH SCHOOL STUDENT COUNCIL FUND):	2,490.00	0.00	0.00	1,840.82	2,490.00	0.00
*****TOTAL FOR FUND-SCC 200 9115 (HIGH SCHOOL KEY CLUB):	455.00	100.00	100.00	305.00	355.00	21.98
*****TOTAL FOR FUND-SCC 200 9119 (HIGH SCHOOL YEARBOOK FUND):	16,580.00	6,015.00	1,490.00	11,385.00	10,565.00	36.28
*****TOTAL FOR FUND-SCC 200 9121 (HIGH SCHOOL NATIONAL HONOR SOCIETY):	2,518.00	320.00	30.00	782.00	2,198.00	12.71
*****TOTAL FOR FUND-SCC 200 9201 (JUNIOR HIGH ART CLUB):	56.00	0.00	0.00	0.00	56.00	0.00
*****TOTAL FOR FUND-SCC 200 9204 (JUNIOR HIGH STUDENT COUNCIL FUND):	1,217.00	0.00	0.00	557.50	1,217.00	0.00

*** NOTE!! ONLY ACTIVE ACCOUNTS HAVE BEEN SELECTED, TOTALS MAY EXCLUDE AMOUNTS THAT ARE RELATED TO INACTIVE ACCOUNTS. ***

	FYTD Receivable	FYTD Actual Receipts	MTD Actual Receipts	YTD Actual Receipts	FYTD Balance Receivable	FYTD Percent Received
*****TOTAL FOR FUND-SCC 200 9301 (EASTERN ELEMENTARY STUDENT ACTIVITY FUND):	1,472.00	0.00	0.00	997.70	1,472.00	0.00
*****TOTAL FOR FUND-SCC 200 9302 (EASTERN ELEMENTARY ROBOTICS FUND):	855.00	0.00	0.00	420.00	855.00	0.00
*****TOTAL FOR FUND-SCC 200 9612 (JUNIOR HIGH INFORMED TEENS FUND):	1,469.00	0.00	0.00	1,461.44	1,469.00	0.00
*****TOTAL FOR FUND-SCC 300 9116 (CHOIR):	75.00	0.00	0.00	75.00	75.00	0.00
*****TOTAL FOR FUND-SCC 300 9206 (JUNIOR HIGH PHYS ED DEPARTMENT FUND):	2,785.00	300.00	300.00	1,535.00	2,485.00	10.77
*****TOTAL FOR FUND-SCC 300 9600 (ATHLETIC FUND):	213,000.00	90,564.30	38,530.00	150,775.29	122,435.70	42.52
*****TOTAL FOR FUND-SCC 300 9601 (ATHLETIC CAPITAL FUND):	39,000.00	13,000.00	0.00	13,000.00	26,000.00	33.33
*****TOTAL FOR FUND-SCC 300 9603 (ELEMENTARY MUSIC):	388.00	0.00	0.00	388.00	388.00	0.00
*****TOTAL FOR FUND-SCC 451 9019 (Network Connectivity FY 2019):	0.00	0.00	0.00	4,500.00	0.00	0.00
*****TOTAL FOR FUND-SCC 451 9020 (Network Connectivity FY 2020):	9,000.00	0.00	0.00	0.00	9,000.00	0.00

*** NOTE!! ONLY ACTIVE ACCOUNTS HAVE BEEN SELECTED, TOTALS MAY EXCLUDE AMOUNTS THAT ARE RELATED TO INACTIVE ACCOUNTS. ***

	FYTD Receivable	FYTD Actual Receipts	MTD Actual Receipts	YTD Actual Receipts	FYTD Balance Receivable	FYTD Percent Received
*****TOTAL FOR FUND-SCC 516 9019 (IDEA-B SPECIAL EDUCATION FY19):	78,905.73	78,905.73	0.00	382,471.84	0.00	100.00
*****TOTAL FOR FUND-SCC 516 9020 (IDEA-B SPECIAL EDUCATION FY20):	561,119.18	64,744.49	64,744.49	64,744.49	496,374.69	11.54
*****TOTAL FOR FUND-SCC 572 9019 (TITLE I FY19):	27,862.80	23,520.05	2,303.14	181,435.31	4,342.75	84.41
*****TOTAL FOR FUND-SCC 572 9020 (TITLE I FY20):	279,560.97	29,688.79	29,688.79	29,688.79	249,872.18	10.62
*****TOTAL FOR FUND-SCC 587 9019 (EARLY CHILDHOOD SPECIAL EDUCATION IDEA FY19):	7,546.89	7,546.89	0.00	20,862.07	0.00	100.00
*****TOTAL FOR FUND-SCC 587 9020 (EARLY CHILDHOOD SPECIAL EDUCATION IDEA FY20):	28,297.53	886.51	886.51	886.51	27,411.02	3.13
*****TOTAL FOR FUND-SCC 590 9019 (TITLE II-A IMPROVING TEACHER QUALITY FY19):	0.00	0.00	0.00	35,253.67	0.00	0.00
*****TOTAL FOR FUND-SCC 590 9020 (TITLE II-A IMPROVING TEACHER QUALITY FY20):	59,795.50	5,318.08	5,318.08	5,318.08	54,477.42	8.89
*****TOTAL FOR FUND-SCC 599 9019 (TITLE IV):	0.00	0.00	0.00	3,928.00	0.00	0.00
*****TOTAL FOR FUND-SCC 599 9020 (TITLE IV FY20):	32,871.20	11,572.01	11,572.01	11,572.01	21,299.19	35.20

*** NOTE!! ONLY ACTIVE ACCOUNTS HAVE BEEN SELECTED, TOTALS MAY EXCLUDE AMOUNTS THAT ARE RELATED TO INACTIVE ACCOUNTS. ***

Date: 10/04/19
Time: 9:54 am

LEXINGTON LOCAL SCHOOLS
Revenue Account Summary
SORTED BY FUND-SCC/ACCT

Page: 7
(REVSUM)

FYTD Receivable	FYTD Actual Receipts	MTD Actual Receipts	YTD Actual Receipts	FYTD Balance Receivable	FYTD Percent Received
--------------------	----------------------------	---------------------------	---------------------------	-------------------------------	-----------------------------

****GRAND TOTALS:

139,266,313.97	114,831,011.90	1,668,073.44	132,210,836.01	24,435,302.07	82.45
----------------	----------------	--------------	----------------	---------------	-------

*** NOTE!! ONLY ACTIVE ACCOUNTS HAVE BEEN SELECTED, TOTALS MAY EXCLUDE AMOUNTS THAT ARE RELATED TO INACTIVE ACCOUNTS. ***

LEXINGTON LOCAL SCHOOLS
 Appropriation Account Summary
 SORTED BY FUND-SCC/ACCT

FYTD Appropriated	Prior FY Carryover Encumbrances	FYTD Expendable	FYTD Actual Expenditures	NTD Actual Expenditures	Current + Future Encumbrances	FYTD Remaining Balance	FYTD Percent Exp/Enc
*****TOTAL FOR FUND-SCC 001 0000 (GENERAL FUND):							
25,769,323.00	142,760.76	25,912,083.76	6,499,640.98	2,104,462.30	1,906,587.67	17,505,855.11	32.44
*****TOTAL FOR FUND-SCC 002 0000 (BOND RETIREMENT FUND):							
1,425,896.92	0.00	1,425,896.92	415,418.79	415,418.79	1,010,478.13	0.00	100.00
*****TOTAL FOR FUND-SCC 003 0000 (PERMANENT IMPROVEMENT FUND):							
704,255.00	0.00	704,255.00	593,078.64	244,750.38	37,706.17	73,470.19	89.57
*****TOTAL FOR FUND-SCC 004 0000 (LFI BUILDING FUND):							
47,020,238.41	0.00	47,020,238.41	45,520,238.41	0.00	0.00	1,500,000.00	96.81
*****TOTAL FOR FUND-SCC 006 0000 (FOOD SERVICE FUND):							
712,280.06	2,310.43	714,590.49	165,937.37	66,492.29	208,721.77	339,931.35	52.43
*****TOTAL FOR FUND-SCC 007 9100 (LEXINGTON MINUTEMEN ACADEMIC SCHOLARSHIP FUND):							
10,000.00	0.00	10,000.00	0.00	0.00	10,000.00	0.00	100.00
*****TOTAL FOR FUND-SCC 007 9800 (TERRY McCAMMON SCHOLARSHIP FUND):							
500.00	0.00	500.00	0.00	0.00	0.00	500.00	0.00
*****TOTAL FOR FUND-SCC 010 0000 (CLASSROOM FACILITIES CONSTRUCTION FUND):							
1,500,000.00	0.00	1,500,000.00	0.00	0.00	0.00	1,500,000.00	0.00
*****TOTAL FOR FUND-SCC 018 9100 (HIGH SCHOOL PRINCIPAL'S FUND):							
10,346.00	168.40	10,514.40	154.41	0.00	9,169.97	1,190.02	88.68
*****TOTAL FOR FUND-SCC 018 9200 (JUNIOR HIGH PRINCIPAL'S FUND):							
5,989.00	0.00	5,989.00	180.00	180.00	5,940.00	131.00	102.19

*** NOTE!! ONLY ACTIVE ACCOUNTS HAVE BEEN SELECTED, TOTALS MAY EXCLUDE AMOUNTS THAT ARE RELATED TO INACTIVE ACCOUNTS. ***

LEXINGTON LOCAL SCHOOLS
 Appropriation Account Summary
 SORTED BY FUND-SCC/ACCT

FYTD Appropriated	Prior FY Carryover Encumbrances	FYTD Expendable	FYTD Actual Expenditures	MTD Actual Expenditures	Current + Future Encumbrances	FYTD Remaining Balance	FYTD Percent Exp/Enc
*****TOTAL FOR FUND-SCC 018 9300 (EASTERN PRINCIPAL'S FUND):							
8,968.00	0.00	8,968.00	2,077.48	2,077.48	1,252.25	5,638.27	37.13
*****TOTAL FOR FUND-SCC 018 9301 (EASTERN ELEMENTARY BOOKFAIR/BOXTOPS FUND):							
8,112.00	0.00	8,112.00	430.24	0.00	4,958.80	2,722.96	66.43
*****TOTAL FOR FUND-SCC 018 9302 (EASTERN ELEMENTARY MATH):							
379.00	150.00	529.00	150.00	0.00	0.00	379.00	28.36
*****TOTAL FOR FUND-SCC 018 9400 (CENTRAL PRINCIPAL'S FUND):							
4,216.00	1,398.34	5,614.34	137.00	137.00	2,653.34	2,824.00	49.70
*****TOTAL FOR FUND-SCC 018 9401 (CENTRAL ELEMENTARY BOOKFAIR FUND):							
2,976.00	0.00	2,976.00	0.00	0.00	500.00	2,476.00	16.80
*****TOTAL FOR FUND-SCC 018 9402 (CENTRAL ELEMENTARY ART):							
920.00	0.00	920.00	0.00	0.00	0.00	920.00	0.00
*****TOTAL FOR FUND-SCC 018 9500 (WESTERN PRINCIPAL'S FUND):							
2,981.00	1,310.00	4,291.00	3,111.38	911.38	1,955.50	775.88	118.08
*****TOTAL FOR FUND-SCC 018 9501 (WESTERN ELEMENTARY BOOKFAIR/BOXTOPS FUND):							
4,535.00	0.00	4,535.00	0.00	0.00	0.00	4,535.00	0.00
*****TOTAL FOR FUND-SCC 018 9503 (WESTERN ELEMENTARY ART):							
1,726.00	0.00	1,726.00	0.00	0.00	0.00	1,726.00	0.00
*****TOTAL FOR FUND-SCC 019 9121 (CENTRAL ELEMENTARY PTO GRANTS):							
2,146.67	0.00	2,146.67	0.00	0.00	500.00	1,646.67	23.29

*** NOTE!! ONLY ACTIVE ACCOUNTS HAVE BEEN SELECTED, TOTALS MAY EXCLUDE AMOUNTS THAT ARE RELATED TO INACTIVE ACCOUNTS. ***

LEXINGTON LOCAL SCHOOLS
 Appropriation Account Summary
 SORTED BY FUND-ACC/ACCT

FYTD Appropriated	Prior FY Carryover Encumbrances	FYTD Expendable	FYTD Actual Expenditures	MTD Actual Expenditures	Current + Future Encumbrances	FYTD Remaining Balance	FYTD Percent Exp/Enc
*****TOTAL FOR FUND-ACC 019 9122 (EASTERN ELEMENTARY PTO GRANTS):							
2,451.64	0.00	2,451.64	771.36	771.36	300.00	1,380.28	43.70
*****TOTAL FOR FUND-ACC 019 9123 (WESTERN ELEMENTARY PTO GRANTS):							
2,870.69	423.13	3,293.82	378.92	123.13	0.00	2,914.90	11.50
*****TOTAL FOR FUND-ACC 019 9200 (RICHLAND COUNTY FOUNDATION GRANT PLAYGROUND):							
200.00	0.00	200.00	0.00	0.00	0.00	200.00	0.00
*****TOTAL FOR FUND-ACC 019 9218 (RICH CO FOUND-WRITE STUFF STEAM KIT):							
52.93	0.00	52.93	0.00	0.00	0.00	52.93	0.00
*****TOTAL FOR FUND-ACC 019 9219 (RICH CO FOUND-CLASSROOM LIBRARY):							
549.52	0.00	549.52	0.00	0.00	542.29	7.23	98.68
*****TOTAL FOR FUND-ACC 019 9220 (RICH CO FOUND-LEGOs AND BUILDING BLOCKS):							
915.00	0.00	915.00	0.00	0.00	859.79	55.21	93.97
*****TOTAL FOR FUND-ACC 019 9221 (RICH CO FOUND-SCIENCE DISCOVERY BING):							
1,500.00	0.00	1,500.00	0.00	0.00	0.00	1,500.00	0.00
*****TOTAL FOR FUND-ACC 019 9301 (RICH CO FOUND/SECO ROBOTICS GRANT (HEIMANN)):							
31.72	0.00	31.72	0.00	0.00	0.00	31.72	0.00
*****TOTAL FOR FUND-ACC 019 9302 (RICH CO RETIRED TEACHERS ASSOC):							
150.00	0.00	150.00	0.00	0.00	0.00	150.00	0.00
*****TOTAL FOR FUND-ACC 022 9601 (OHSAA TOURNAMENT AGENCY FUND):							
35,567.42	0.00	35,567.42	640.00	0.00	14,360.00	20,567.42	42.17

*** NOTE!! ONLY ACTIVE ACCOUNTS HAVE BEEN SELECTED, TOTALS MAY EXCLUDE AMOUNTS THAT ARE RELATED TO INACTIVE ACCOUNTS. ***

LEXINGTON LOCAL SCHOOLS
 Appropriation Account Summary
 SORTED BY FUND-SCC/ACCT

FYTD Appropriated	Prior FY Carryover Encumbrances	FYTD Expendable	FYTD Actual Expenditures	MTD Actual Expenditures	Current + Future Encumbrances	FYTD Remaining Balance	FYTD Percent Exp/Enc
*****TOTAL FOR FUND-SCC 024 0000 (EMPLOYEE BENEFITS FUND FOR MEDICAL/DENTAL):							
5,358,426.00	0.00	5,358,426.00	1,225,817.57	345,195.97	24,750.00	4,107,858.43	23.34
*****TOTAL FOR FUND-SCC 200 9102 (HIGH SCHOOL DRAMA CLUB):							
16,951.00	750.00	17,701.00	1,778.00	1,727.00	3,025.00	12,898.00	27.13
*****TOTAL FOR FUND-SCC 200 9104 (HIGH SCHOOL LEADERSHIP COUNCIL):							
229.00	0.00	229.00	0.00	0.00	0.00	229.00	0.00
*****TOTAL FOR FUND-SCC 200 9107 (HIGH SCHOOL SPANISH CLUB):							
274.00	50.00	324.00	50.00	0.00	0.00	274.00	15.43
*****TOTAL FOR FUND-SCC 200 9108 (HIGH SCHOOL LED CLUB):							
535.00	0.00	535.00	0.00	0.00	1,500.00	965.00	280.37
*****TOTAL FOR FUND-SCC 200 9114 (HIGH SCHOOL STUDENT COUNCIL FUND):							
876.00	0.00	876.00	935.34	35.34	464.66	524.00	159.82
*****TOTAL FOR FUND-SCC 200 9115 (HIGH SCHOOL KEY CLUB):							
1,026.00	0.00	1,026.00	0.00	0.00	0.00	1,026.00	0.00
*****TOTAL FOR FUND-SCC 200 9119 (HIGH SCHOOL YEARBOOK FUND):							
20,580.00	4,128.14	24,708.14	0.00	0.00	19,772.09	4,936.05	80.02
*****TOTAL FOR FUND-SCC 200 9121 (HIGH SCHOOL NATIONAL HONOR SOCIETY):							
2,640.00	0.00	2,640.00	675.00	675.00	500.00	1,465.00	44.51
*****TOTAL FOR FUND-SCC 200 9204 (JUNIOR HIGH STUDENT COUNCIL FUND):							
1,138.00	180.00	1,318.00	0.00	0.00	600.00	718.00	45.52

*** NOTE!! ONLY ACTIVE ACCOUNTS HAVE BEEN SELECTED, TOTALS MAY EXCLUDE AMOUNTS THAT ARE RELATED TO INACTIVE ACCOUNTS. ***

LEXINGTON LOCAL SCHOOLS
 Appropriation Account Summary
 SORTED BY FUND-SCC/ACCT

FYTD Appropriated	Prior FY Carryover Encumbrances	FYTD Expendable	FYTD Actual Expenditures	MTD Actual Expenditures	Current + Future Encumbrances	FYTD Remaining Balance	FYTD Percent Exp/Enc
*****TOTAL FOR FUND-SCC 200 9301 (EASTERN ELEMENTARY STUDENT ACTIVITY FUND):							
1,463.00	0.00	1,463.00	0.00	0.00	500.00	963.00	34.18
*****TOTAL FOR FUND-SCC 200 9302 (EASTERN ELEMENTARY ROBOTICS FUND):							
210.00	0.00	210.00	0.00	0.00	0.00	210.00	0.00
*****TOTAL FOR FUND-SCC 200 9612 (JUNIOR HIGH INFORMED TEENS FUND):							
1,443.00	0.00	1,443.00	0.00	0.00	0.00	1,443.00	0.00
*****TOTAL FOR FUND-SCC 300 9115 (JAZZ BAND):							
386.00	0.00	386.00	0.00	0.00	0.00	386.00	0.00
*****TOTAL FOR FUND-SCC 300 9116 (CHDIR):							
95.00	0.00	95.00	0.00	0.00	200.00	105.00-	210.53
*****TOTAL FOR FUND-SCC 300 9206 (JUNIOR HIGH PHYS ED DEPARTMENT FUND):							
2,009.00	0.00	2,009.00	634.24	0.00	2,315.76	941.00-	146.84
*****TOTAL FOR FUND-SCC 300 9600 (ATHLETIC FUND):							
209,900.00	0.00	209,900.00	77,895.74	28,190.54	96,475.71	35,528.55	83.07
*****TOTAL FOR FUND-SCC 300 9603 (ELEMENTARY MUSIC):							
185.00	0.00	185.00	0.00	0.00	500.00	315.00-	270.27
*****TOTAL FOR FUND-SCC 451 9020 (Network Connectivity FY 2020):							
9,000.00	0.00	9,000.00	0.00	0.00	9,000.00	0.00	100.00
*****TOTAL FOR FUND-SCC 516 9019 (IDEA-B SPECIAL EDUCATION FY19):							
25,177.33	13,279.90	38,457.23	38,457.23	0.00	0.00	0.00	100.00

*** NOTE!! ONLY ACTIVE ACCOUNTS HAVE BEEN SELECTED, TOTALS MAY EXCLUDE AMOUNTS THAT ARE RELATED TO INACTIVE ACCOUNTS. ***

LEXINGTON LOCAL SCHOOLS
 Appropriation Account Summary
 SORTED BY FUND-SCC/ACCT

FYTD Appropriated	Prior FY Carryover Encumbrances	FYTD Expendable	FYTD Actual Expenditures	NTD Actual Expenditures	Current + Future Encumbrances	FYTD Remaining Balance	FYTD Percent Exp/Enc
*****TOTAL FOR FUND-SCC 516 9020 (IDEA-B SPECIAL EDUCATION FY20):							
561,119.18	0.00	561,119.18	68,220.48	52,367.01	351,830.54	141,068.16	74.86
*****TOTAL FOR FUND-SCC 572 9019 (TITLE I FY19):							
16,521.53	0.00	16,521.53	12,178.78	4,342.75-	0.00	4,342.75	73.71
*****TOTAL FOR FUND-SCC 572 9020 (TITLE I FY20):							
279,560.97	0.00	279,560.97	35,670.77	21,908.43	26,994.91	216,895.29	22.42
*****TOTAL FOR FUND-SCC 587 9020 (EARLY CHILDHOOD SPECIAL EDUCATION IDEA FY20):							
28,297.53	0.00	28,297.53	1,000.99	1,000.99	18,522.36	8,774.18	68.99
*****TOTAL FOR FUND-SCC 590 9020 (TITLE II-A IMPROVING TEACHER QUALITY FY20):							
59,795.50	0.00	59,795.50	7,860.87	7,860.87	0.00	51,934.63	13.15
*****TOTAL FOR FUND-SCC 599 9020 (TITLE IV FY20):							
32,871.20	0.00	32,871.20	11,572.01	0.00	4,104.95	17,194.24	47.69
*****GRAND TOTALS:							
83,870,786.22	166,909.10	84,037,695.32	54,685,092.00	3,289,942.51	3,777,541.66	25,575,061.66	69.57

*** NOTE!! ONLY ACTIVE ACCOUNTS HAVE BEEN SELECTED, TOTALS MAY EXCLUDE AMOUNTS THAT ARE RELATED TO INACTIVE ACCOUNTS. ***