


# LEXINGTON LOCAL SCHOOLS



---

FINANCIAL REPORT  
FOR THE PERIOD ENDING  
SEPTEMBER 30, 2018

---

PREPARED BY  
JASON WHITESEL, TREASURER

DATE: 10/02/2018  
TIME: 15:54

LEXINGTON LOCAL SCHOOLS  
CASH RECONCILIATION AS OF 09/30/2018

PAGE: 1  
(USAEMSED)

	SUB-TOTALS	TOTALS
	-----	-----
Gross Depository Balances:		
RICHLAND BANK MMA 5719	\$ 4,856,467.83	
RICHLAND BANK SWEEP ACCT 3520	1,148,257.40	
RICHLAND BANK GENERAL ACCT 0580	301,146.71	
RICHLAND BANK ANTHEM SWEEP 3523	1,467,254.46	
RICHLAND BANK EE BENEFITS 3180	0.00	
RICHLAND BANK PAYROLL ACCT 9780	9,947.91	
RICHLAND BANK ATHLETIC ACCT 3280	3,515.00	
	-----	
Total Depository Balances (Gross)		\$ 7,786,589.31
Adjustments to Bank Balance:		
Cash in Transit to Bank	\$ 7,064.25	
Outstanding Checks	249,533.25-	
Adjustments	9.24-	
Outstanding Vision Payment -\$9.24		
	-----	
Total Adjustments to Bank Balance		242,478.24-
Investments:		
Treasury Bonds and Notes	\$ 800,297.00	
Certificate of Deposits	4,228,000.00	
Other Securities	0.00	
Other Investments:		
Richland Bank - Money Market	110,746.59	
	-----	
Total Investments		5,139,043.59
Cash on Hand:		
Petty Cash:		
TREASURER'S OFFICE	\$ 100.00	
HIGH SCHOOL	50.00	
JUNIOR HIGH SCHOOL	50.00	
EASTERN, CENTRAL, WESTERN	150.00	
Change Cash:		
ATHLETIC CHANGE	\$ 3,000.00	
CAFETERIA CHANGE	440.00	
JUNIOR HIGH SCHOOL	100.00	
Cash with Fiscal Agent	0.00	
	-----	
Total Cash on Hand		3,890.00
		-----
Total Balances		\$ 12,687,044.66
		=====
Total Fund Balance		\$ 12,687,044.66
		=====
Depository Clearance Accounts:		
	-----	
Total Clearance Account Balances		\$ 0.00

September 01, 2018 To September 30, 2018

Account Name : Lexington Local SD Managing Agency

Account No : 5750

## Summary Of Investment Holdings

Quantity	Description		Unit Value	Market Value	Tax Cost	Estimated Ann Inc	Yield To Mkt
<b>Money Markets - Taxable</b>							
110,746.59	Northern Instl Government Select Portfolio		1.0000	110,746.59	110,746.59	2,037.74	1.84%
<b>Totals</b>				<b>110,746.59</b>	<b>110,746.59</b>	<b>2,037.74</b>	<b>1.84%</b>
<b>Marketable CDs</b>							
200,000	Franklin Synergy Bank	1.100%	10/09/2018	99.9814	199,962.80	2,200.00	1.10%
200,000	Farm Bureau Bank NV	1.100%	12/17/2018	99.7920	199,584.00	2,200.00	1.10%
150,000	Ally Bank Midvale UT	1.450%	02/11/2019	99.8050	149,707.50	2,175.00	1.45%
125,000	First Foundation Bank	2.350%	06/28/2019	100.0190	125,023.75	2,937.50	2.35%
200,000	Capital One Bank USA NA	1.200%	08/12/2019	98.8468	197,693.60	2,400.00	1.21%
100,000	First Financial NW Inc WA	1.450%	08/19/2019	99.1389	99,138.90	1,450.00	1.46%
200,000	Abacus Federal Svgs Bk NY	1.250%	09/17/2019	98.8017	197,603.40	2,500.00	1.27%
30,000	First General Bank	2.200%	01/21/2020	99.4329	29,829.87	660.00	2.21%
200,000	Alma Bank NY	1.300%	06/10/2020	97.5304	195,060.80	2,600.00	1.33%
150,000	Community Fin'l Svcs Bk KY	1.500%	08/19/2020	97.4922	146,238.30	2,250.00	1.54%
248,000	Wells Fargo Bank NA	2.800%	09/14/2020	99.8264	247,569.47	6,944.00	2.80%
200,000	Marlin Business Bank	1.850%	10/13/2020	97.8948	195,789.60	3,700.00	1.89%
175,000	Unison Bank	1.500%	11/25/2020	98.0765	171,633.88	2,625.00	1.53%
200,000	Goldman Sachs Bank USA	1.850%	02/17/2021	97.4160	194,832.00	3,700.00	1.90%
200,000	MB Financial Bank NA	1.400%	03/30/2021	95.5642	191,128.40	2,800.00	1.46%
100,000	BankVista Sartell MN	1.400%	04/06/2021	96.1199	96,119.90	1,400.00	1.46%
200,000	Bank of Santa Clarita CA	1.400%	04/15/2021	96.0723	192,144.60	2,800.00	1.46%
125,000	HSBC Bank USA NA	2.150%	07/26/2021	97.5662	121,957.75	2,687.50	2.20%
200,000	Stearns Bank NA	1.950%	09/29/2021	96.7480	193,496.00	3,900.00	2.02%
200,000	Bridgewater Bank Bloom MN	1.900%	02/28/2022	95.9924	191,984.80	3,800.00	1.98%
200,000	Continental Bank UT	1.900%	06/22/2022	95.5366	191,073.20	3,800.00	1.99%
200,000	American Express Centurion	2.400%	09/12/2022	96.1515	192,303.00	4,800.00	2.50%
200,000	Discover Bank	2.250%	09/27/2022	96.4316	192,863.20	4,500.00	2.33%

September 01, 2018 To September 30, 2018

Account Name : Lexington Local SD Managing Agency

Account No : 5750

## Summary Of Investment Holdings

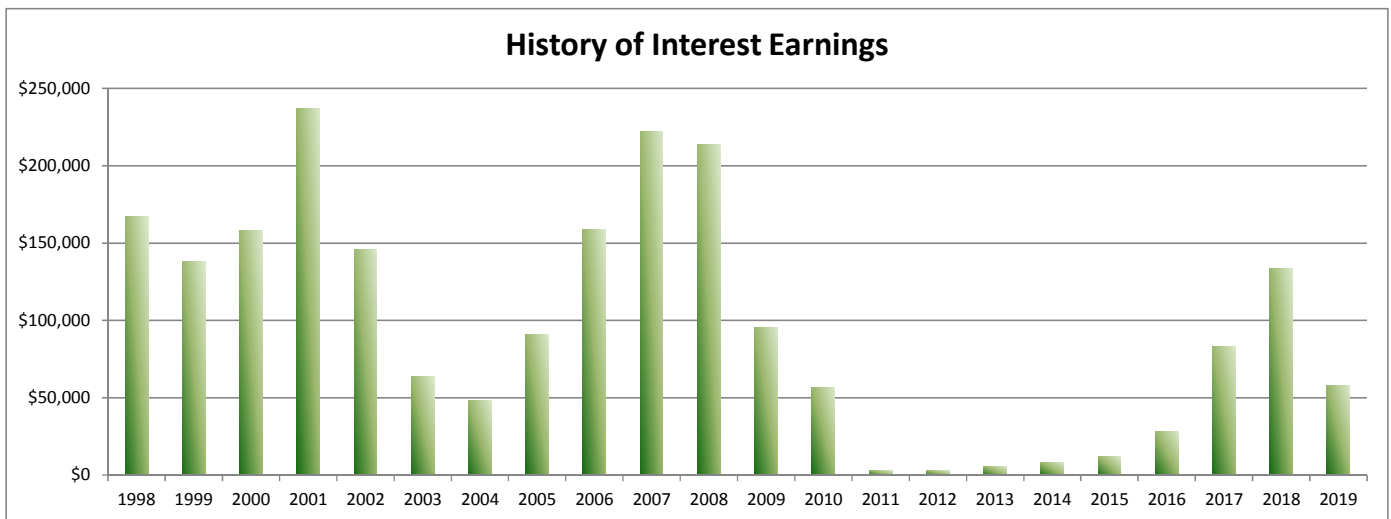
Quantity	Description			Unit Value	Market Value	Tax Cost	Estimated Ann Inc	Yield To Mkt
200,000	Sallie Mae Bank SLC UT	2.500%	12/13/2022	97.1204	194,240.80	200,000.00	5,000.00	2.57%
25,000	State Bank of India NY	3.000%	03/06/2023	98.9020	24,725.50	25,000.00	750.00	3.03%
<i>Totals</i>					<b>4,131,705.02</b>	<b>4,228,000.00</b>	<b>74,579.00</b>	<b>1.81%</b>
<u>U.S. Govt Agy - Non-Exempt State</u>								
300,000	FHLMC	1.350%	03/29/2019	99.4701	298,410.30	300,297.00	4,050.00	1.36%
200,000	FHLMC	1.300%	10/25/2019	98.5356	197,071.20	200,000.00	2,600.00	1.32%
300,000	FNMA	1.300%	07/28/2020	97.3738	292,121.40	300,000.00	3,900.00	1.34%
<i>Totals</i>					<b>787,602.90</b>	<b>800,297.00</b>	<b>10,550.00</b>	<b>1.34%</b>
<i>Grand Total</i>					<b>5,030,054.51</b>	<b>5,139,043.59</b>	<b>87,166.74</b>	<b>1.73%</b>

**LEXINGTON LOCAL SCHOOLS**  
**INVESTMENT REPORT FOR THE MONTH ENDING**  
**SEPTEMBER 30, 2018**

<b>INTEREST EARNED:</b>	<b>THIS MONTH</b>	<b>FISCAL YEAR TO DATE</b>
Richland Bank, General Sweep	\$1,488.75	\$7,443.92
Richland Bank, General MMA	\$7,870.83	\$21,357.86
Richland Bank, Anthem Sweep	\$1,798.20	\$5,706.07
Star Ohio	\$0.00	\$0.00
CDs, Bonds, and other investments	\$9,077.56	\$23,455.98
<b>TOTAL INTEREST RECEIVED</b>	<b>\$20,235.34</b>	<b>\$57,963.83</b>

<b>History of Interest Earnings</b>	<b>Fiscal Year</b>	<b>Interest Earnings</b>
	1998	\$ 167,057.52
	1999	\$ 138,113.69
	2000	\$ 157,991.72
	2001	\$ 236,839.79
	2002	\$ 146,052.34
	2003	\$ 63,712.36
	2004	\$ 47,970.95
	2005	\$ 90,719.94
	2006	\$ 158,724.51
	2007	\$ 221,998.86
	2008	\$ 213,660.34
	2009	\$ 95,639.63
	2010	\$ 56,860.22
	2011	\$ 3,001.78
	2012	\$ 3,090.00
	2013	\$ 5,758.97
	2014	\$ 8,349.92
	2015	\$ 11,765.22
	2016	\$ 28,300.22
	2017	\$ 83,194.26
	2018	\$ 133,582.49
<b>FISCAL Year To Date</b>	<b>2019</b>	<b>\$57,963.83</b>

**Total Interest Earnings 1998 to Present \$ 2,130,348.56**



Fnd	Sec	Description	Beginning Balance	MTD Revenues	FYTD Revenues	MTD Expenditures	FYTD Expenditures	Current Available Balance
001	0000	GENERAL FUND	9,575,829.51	965,116.79	7,881,583.46	2,102,865.74	6,202,904.84	11,254,508.13
001	9412	GENERAL BUDGET RESERVE SE	87,928.97	.00	.00	.00	.00	87,928.97
002	0000	BOND RETIREMENT FUND	1,925.89	.00	.00	.00	.00	1,925.89
003	0000	PERMANENT IMPROVEMENT FUN	44,751.40	110.53	262,871.67	36,048.50	527,599.28	219,976.21-
006	0000	FOOD SERVICE FUND	4,848.21	36,665.72	65,813.97	63,820.18	166,554.52	95,892.34-
007	9100	LEXINGTON MINUTEMEN ACADE	14,214.53	143.66	182.48	.00	.00	14,397.01
007	9800	TERRY McCAMMON SCHOLARSHI	13,043.45	21.53	57.15	.00	.00	13,100.60
018	9100	HIGH SCHOOL PRINCIPAL'S F	1,508.57	381.79	628.88	8.00	154.50	1,982.95
018	9200	JUNIOR HIGH PRINCIPAL'S F	2,854.95	59.73	4,210.73	.00	.00	7,065.68
018	9300	EASTERN PRINCIPAL'S FUND	6,168.59	551.29	2,189.54	630.25	1,559.65	6,798.48
018	9301	EASTERN ELEMENTARY BOOKFA	10,101.57	.00	.00	47.96	512.63	9,588.94
018	9302	EASTERN ELEMENTARY MATH	1,604.30	.00	.00	.00	.00	1,604.30
018	9400	CENTRAL PRINCIPAL'S FUND	8,372.37	351.57	633.57	212.78	212.78	8,793.16
018	9401	CENTRAL ELEMENTARY BOOKFA	2,485.22	.00	.00	.00	.00	2,485.22
018	9402	CENTRAL ELEMENTARY ART	1,460.00	.00	.00	.00	.00	1,460.00
018	9500	WESTERN PRINCIPAL'S FUND	13,894.90	498.73	2,683.84	.00	431.96	16,146.78
018	9501	WESTERN ELEMENTARY BOOKFA	2,677.47	.00	.00	.00	.00	2,677.47
018	9503	WESTERN ELEMENTARY ART	1,432.42	.00	.00	.00	.00	1,432.42
018	9901	JUNIOR HIGH TEACHER ADVIS	109.25	.00	.00	.00	.00	109.25
019	9001	ACADEMIC BOOSTERS GRANTS	769.07	.00	.00	.00	.00	769.07
019	9121	CENTRAL ELEMENTARY PTO GR	403.65	18.24	36.51	.00	.00	440.16
019	9122	EASTERN ELEMENTARY PTO GR	376.22	18.25	36.51	268.22	268.22	144.51
019	9123	WESTERN ELEMENTARY PTO GR	3,536.40	18.24	36.51	.00	.00	3,572.91
019	9200	RICHLAND COUNTY FOUNDATIO	200.00	.00	.00	.00	.00	200.00
019	9218	RICH CD FOUND-WRITE STUFF	.00	.00	1,172.57	436.49	436.49	736.08
019	9301	RICH CD FOUND/SECO ROBOTI	600.00	.00	.00	.00	.00	600.00
022	9601	OHSAA TOURNAMENT AGENCY F	6,676.66	.00	6,461.66-	28.86	243.86	28.86-
024	0000	EMPLOYEE BENEFITS FUND FO	1,511,703.50	436,832.35	1,302,214.97	386,196.94	1,346,673.25	1,467,245.22
200	9101	HIGH SCHOOL ART CLUB	93.76	.00	.00	.00	.00	93.76
200	9102	HIGH SCHOOL DRAMA CLUB	31,102.75	.00	.00	.00	4,444.78	26,657.97
200	9103	HIGH SCHOOL MATH CLUB	52.70	.00	.00	.00	.00	52.70
200	9104	HIGH SCHOOL LEADERSHIP CO	576.82	.00	.00	.00	.00	576.82
200	9105	HIGH SCHOOL FRENCH CLUB	257.37	.00	.00	.00	.00	257.37
200	9107	HIGH SCHOOL SPANISH CLUB	706.04	.00	.00	.00	.00	706.04
200	9108	HIGH SCHOOL LED CLUB	3,216.18	.00	.00	.00	.00	3,216.18
200	9114	HIGH SCHOOL STUDENT COUNC	1,318.86	.00	.00	155.10	173.60	1,145.26
200	9115	HIGH SCHOOL KEY CLUB	1,492.57	.00	.00	.00	.00	1,492.57
200	9116	HIGH SCHOOL CHESS CLUB	321.00	.00	.00	.00	.00	321.00
200	9119	HIGH SCHOOL YEARBOOK FUND	52,511.73	1,820.00	7,950.00	10,871.86	19,930.78	40,530.95
200	9120	HIGH SCHOOL JOURNALISM FU	505.44	.00	.00	.00	.00	505.44
200	9121	HIGH SCHOOL NATIONAL HONO	852.23	1,486.00	1,486.00	.00	385.00	1,953.23
200	9201	JUNIOR HIGH ART CLUB	485.13	.00	56.20	.00	.00	541.33
200	9204	JUNIOR HIGH STUDENT COUNC	887.62	.00	.00	.00	.00	887.62
200	9205	JUNIOR HIGH LIBRARY CLUB	77.65	.00	.00	.00	.00	77.65
200	9301	EASTERN ELEMENTARY STUDEN	1,182.41	.00	.00	.00	.00	1,182.41
200	9302	EASTERN ELEMENTARY ROBOTI	.00	435.00	435.00	.00	.00	435.00

Processing Month: September 2018  
 LEXINGTON LOCAL SCHOOLS

Fnd	Sec	Description	Beginning Balance	MTD Revenues	FYTD Revenues	MTD Expenditures	FYTD Expenditures	Current Available Balance
200	9611	HIGH SCHOOL INFORMED TEEN	903.63	.00	.00	.00	.00	903.63
200	9612	JUNIOR HIGH INFORMED TEEN	424.40	.00	.00	.00	.00	424.40
300	9115	JAZZ BAND	2,225.81	.00	.00	.00	.00	2,225.81
300	9116	CHDIR	1,102.20	.00	.00	.00	.00	1,102.20
300	9206	JUNIOR HIGH PHYS ED DEPAR	3,089.95	260.00	510.00	586.71	586.71	3,013.24
300	9210	JR HIGH INSTRUMENTAL	41.03	.00	.00	.00	.00	41.03
300	9600	ATHLETIC FUND	26,558.57	37,704.00	98,471.60	40,804.38	84,481.05	40,549.12
300	9601	ATHLETIC CAPITAL FUND	26,000.00	.00	.00	.00	.00	26,000.00
300	9602	ORCHESTRA	63.22	.00	.00	.00	.00	63.22
300	9603	ELEMENTARY MUSIC	1,587.41	.00	.00	.00	.00	1,587.41
300	9605	BAND	232.95	.00	.00	.00	.00	232.95
499	9018	SECONDARY TRANSITION ENHA	.00	.00	1,171.00	1,171.00	1,171.00	.00
516	9018	IDEA-B SPECIAL EDUCATION	45,581.14-	236.48	86,126.54	777.14	41,535.40	990.00-
516	9019	IDEA-B SPECIAL EDUCATION	.00	26,770.39	26,770.39	53,989.07	63,102.25	36,331.86-
572	9018	TITLE I FY18	16,104.31-	1,256.13	51,049.39	.00	34,945.08	.00
572	9019	TITLE I FY19	.00	22,574.91	22,574.91	27,067.39	39,126.09	16,551.18-
587	9018	EARLY CHILDHOOD SPECIAL E	515.19-	.00	515.19	.00	.00	.00
587	9019	EARLY CHILDHOOD SPECIAL E	.00	377.19	377.19	1,103.80	1,103.80	726.61-
590	9019	TITLE II-A IMPROVING TEAC	.00	2,463.34	2,463.34	7,411.13	7,411.13	4,947.79-
Grand Total All Funds			11,415,145.86	1,536,171.86	9817,847.45	2,734,501.50	8545,948.65	12687,044.66
Total Invested Funds			.00					

DATE: 10/02/2018  
TIME: 14:01:31OHIO DEPARTMENT OF EDUCATION - OFFICE OF SCHOOL MANAGEMENT ASSISTANCE  
ANNUAL SPENDING PLAN (CURRENT OPERATION - GENERAL FUND ONLY - O.R.C. 5705.391)

PAGE: 1

SCHOOL DISTRICT: LEXINGTON LOCAL SCHOOLS

IRN # 049437

COUNTY: RICHLAND

FISCAL YEAR: 2019 MONTH: 09

	MONTHLY ESTIMATE	MONTHLY ACTUAL	MONTHLY DIFFERENCE	FISCAL YTD ESTIMATE	FISCAL YTD ACTUAL	FISCAL YTD DIFFERENCE
<b>REVENUES</b>						
01.010 General Property (Real Estate)	0	0	0	4,787,524	4,575,454	212,070-
01.020 Tangible Personal Property Tax	0	0	0	260,000	273,751	13,751
01.030 Income Tax	0	0	0	0	0	0
01.035 Unrestricted Grants-in-Aid	820,000	929,315	109,315	2,636,582	2,763,504	126,922
01.040 Restricted Grants-in-Aid	6,200	6,115	85-	18,600	18,522	78-
01.045 Restricted Grants-in-Aid - SFSF	0	0	0	0	0	0
01.050 Property Tax Allocation	56,000	2,164	53,836-	56,000	49,988	6,012-
01.060 All Other Operating Revenue	25,000	27,523	2,523	113,000	150,831	37,831
01.070 Total Revenue	907,200	965,117	57,917	7,871,706	7,832,050	39,656-
<b>OTHER FINANCING SOURCES</b>						
02.010 Proceeds from Sale of Notes	0	0	0	0	0	0
02.020 State Emergency Loans & Advancements (Approved)	0	0	0	0	0	0
02.040 Operating Transfers-In	0	0	0	0	0	0
02.050 Advances-In	0	0	0	0	0	0
02.060 All Other Financing Sources	25,000	0	25,000-	75,000	49,534	25,466-
02.070 Total Other Financing Sources	25,000	0	25,000-	75,000	49,534	25,466-
02.080 Total Revenues and Other Financing Sources	932,200	965,117	32,917	7,946,706	7,881,584	65,122-
<b>EXPENDITURES</b>						
03.010 Personal Services	1,100,000	1,111,548	11,548	3,191,000	3,165,777	25,223-
03.020 Employees' Retirement/Insurance Benefits	540,000	543,522	3,522	1,611,000	1,662,862	51,862
03.030 Purchased Services	320,000	283,958	36,042-	889,000	896,617	7,617
03.040 Supplies and Materials	89,000	151,169	62,169	308,000	337,066	29,066
03.050 Capital Outlay	8,500	10,789	2,289	59,500	27,894	31,606-
03.060 Intergovernmental	0	0	0	0	0	0
04.010 Debt Service: All Principal (Historical)	0	0	0	0	0	0
04.020 Debt Service: Principal - Notes	0	0	0	0	0	0
04.030 Debt Service: Principal - State Loans	0	0	0	0	0	0
04.040 Debt Service: Principal - State Advancements	0	0	0	0	0	0
04.050 Debt Service: Principal - HB 264 Loans	0	0	0	0	0	0
04.055 Debt Service: Principal - Other	0	0	0	0	0	0
04.060 Debt Service: Interest and Fiscal Charges	0	0	0	0	0	0
04.300 Other Objects	1,500	1,880	380	122,000	112,687	9,313-
04.500 Total Expenditures	2,059,000	2,102,866	43,866	6,180,500	6,202,903	22,403
<b>OTHER FINANCING USES</b>						
05.010 Operating Transfers - Out	0	0	0	0	0	0
05.020 Advances - Out	0	0	0	0	0	0
05.030 All Other Financing Uses	0	0	0	0	0	0
05.040 Total Other Financing Uses	0	0	0	0	0	0
05.050 Total Expenditure and Other Financing Uses	2,059,000	2,102,866	43,866	6,180,500	6,202,903	22,403
06.010 Excess Rev & Oth Financing Sources over(under) Exp &	1,126,800-	1,137,749-	10,949-	1,766,206	1,678,681	87,525-
07.010 Beginning Cash Balance	12,556,764	12,480,188	76,576-	9,663,758	9,663,758	0
07.020 Ending Cash Balance	11,429,964	11,342,439	87,525-	11,429,964	11,342,439	87,525-
08.010 Outstanding Encumbrances	2,100,000	2,079,926	20,074-	2,100,000	2,079,926	20,074-



DATE: 10/02/2018  
TIME: 14:03:05OHIO DEPARTMENT OF EDUCATION - OFFICE OF SCHOOL MANAGEMENT ASSISTANCE  
ANNUAL SPENDING PLAN (CURRENT OPERATION - GENERAL FUND ONLY - O.R.C. 5705.391)

PAGE: 1

SCHOOL DISTRICT: LEXINGTON LOCAL SCHOOLS

IRN # 049437

COUNTY: RICHLAND

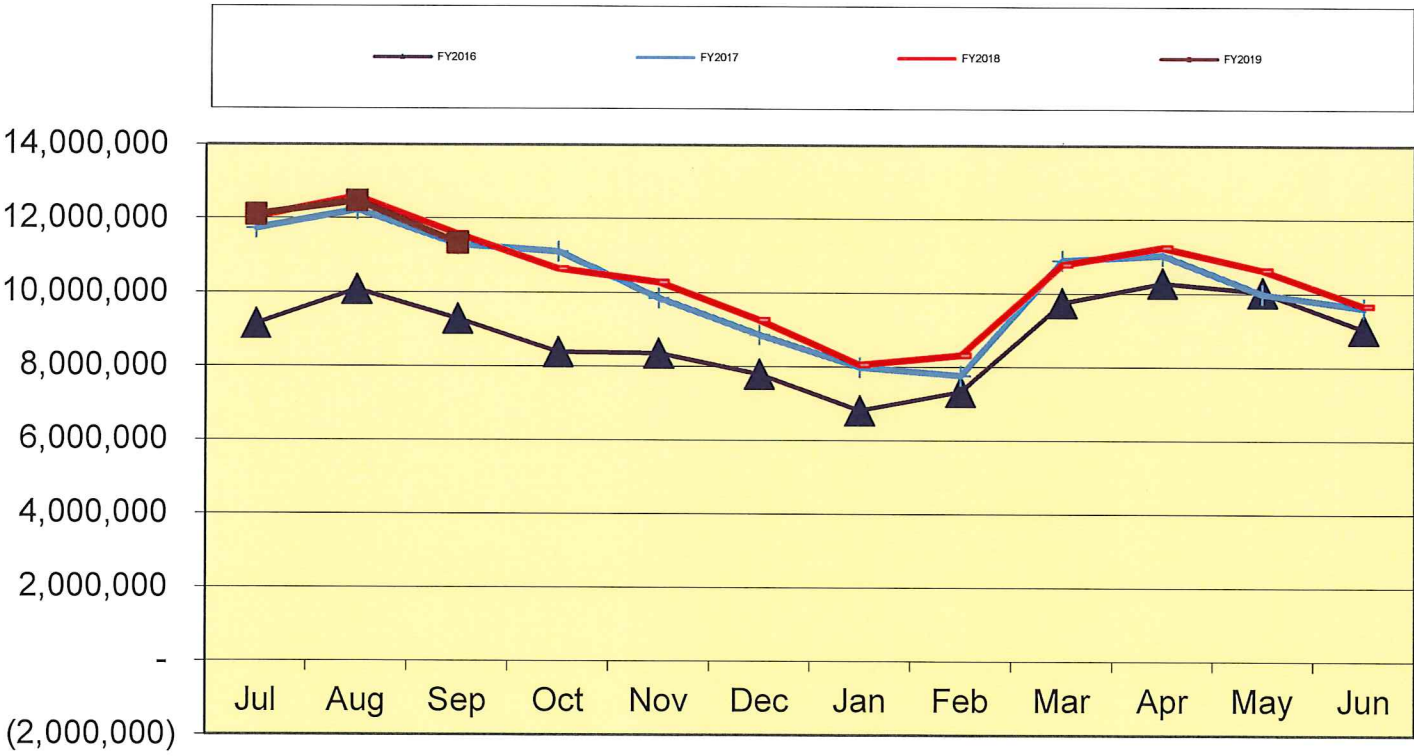
FISCAL YEAR: 2019 QUARTER: 1

	QUARTERLY ESTIMATE	QUARTERLY ACTUAL	QUARTERLY DIFFERENCE	FISCAL YTD ESTIMATE	FISCAL YTD ACTUAL	FISCAL YTD DIFFERENCE
REVENUES						
01.010 General Property (Real Estate)	4,787,524	4,575,454	212,070-	4,787,524	4,575,454	212,070-
01.020 Tangible Personal Property Tax	260,000	273,751	13,751	260,000	273,751	13,751
01.030 Income Tax	0	0	0	0	0	0
01.035 Unrestricted Grants-in-Aid	2,636,582	2,763,504	126,922	2,636,582	2,763,504	126,922
01.040 Restricted Grants-in-Aid	18,600	18,522	78-	18,600	18,522	78-
01.045 Restricted Grants-in-Aid - SFSF	0	0	0	0	0	0
01.050 Property Tax Allocation	56,000	49,988	6,012-	56,000	49,988	6,012-
01.060 All Other Operating Revenue	113,000	150,831	37,831	113,000	150,831	37,831
01.070 Total Revenue	7,871,706	7,832,050	39,656-	7,871,706	7,832,050	39,656-
OTHER FINANCING SOURCES						
02.010 Proceeds from Sale of Notes	0	0	0	0	0	0
02.020 State Emergency Loans & Advancements (Approved)	0	0	0	0	0	0
02.040 Operating Transfers-In	0	0	0	0	0	0
02.050 Advances-In	0	0	0	0	0	0
02.060 All Other Financing Sources	75,000	49,534	25,466-	75,000	49,534	25,466-
02.070 Total Other Financing Sources	75,000	49,534	25,466-	75,000	49,534	25,466-
02.080 Total Revenues and Other Financing Sources	7,946,706	7,881,584	65,122-	7,946,706	7,881,584	65,122-
EXPENDITURES						
03.010 Personal Services	3,191,000	3,165,777	25,223-	3,191,000	3,165,777	25,223-
03.020 Employees' Retirement/Insurance Benefits	1,611,000	1,662,862	51,862	1,611,000	1,662,862	51,862
03.030 Purchased Services	889,000	896,617	7,617	889,000	896,617	7,617
03.040 Supplies and Materials	308,000	337,066	29,066	308,000	337,066	29,066
03.050 Capital Outlay	59,500	27,894	31,606-	59,500	27,894	31,606-
03.060 Intergovernmental	0	0	0	0	0	0
04.010 Debt Service: All Principal (Historical)	0	0	0	0	0	0
04.020 Debt Service: Principal - Notes	0	0	0	0	0	0
04.030 Debt Service: Principal - State Loans	0	0	0	0	0	0
04.040 Debt Service: Principal - State Advancements	0	0	0	0	0	0
04.050 Debt Service: Principal - HB 264 Loans	0	0	0	0	0	0
04.055 Debt Service: Principal - Other	0	0	0	0	0	0
04.060 Debt Service: Interest and Fiscal Charges	0	0	0	0	0	0
04.300 Other Objects	122,000	112,687	9,313-	122,000	112,687	9,313-
04.500 Total Expenditures	6,180,500	6,202,903	22,403	6,180,500	6,202,903	22,403
OTHER FINANCING USES						
05.010 Operating Transfers - Out	0	0	0	0	0	0
05.020 Advances - Out	0	0	0	0	0	0
05.030 All Other Financing Uses	0	0	0	0	0	0
05.040 Total Other Financing Uses	0	0	0	0	0	0
05.050 Total Expenditure and Other Financing Uses	6,180,500	6,202,903	22,403	6,180,500	6,202,903	22,403
06.010 Excess Rev & Oth Financing Sources over (under) Exp &	1,766,206	1,678,681	87,525-	1,766,206	1,678,681	87,525-
07.010 Beginning Cash Balance	9,663,758	9,663,758	0	9,663,758	9,663,758	0
07.020 Ending Cash Balance	11,429,964	11,342,439	87,525-	11,429,964	11,342,439	87,525-
08.010 Outstanding Encumbrances	2,100,000	2,079,926	20,074-	2,100,000	2,079,926	20,074-

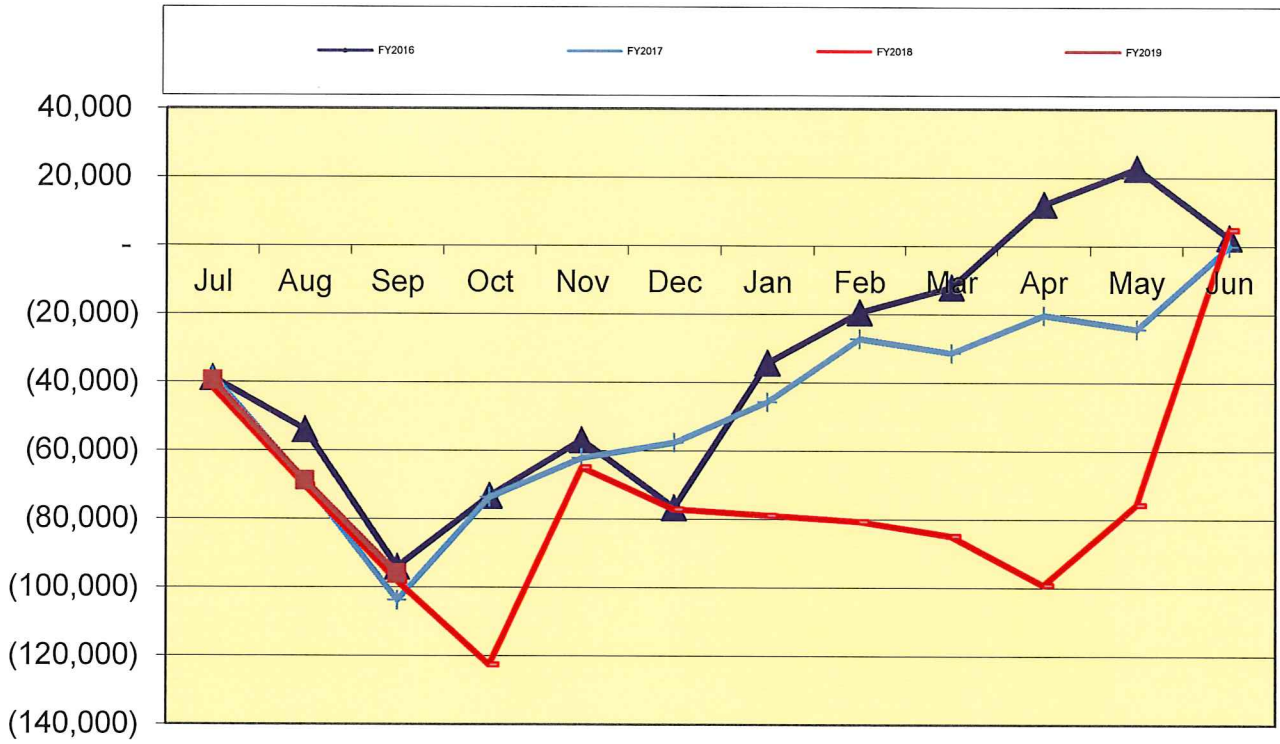
**LEXINGTON LOCAL SCHOOL DISTRICT  
GENERAL FUND ONLY 2018-19  
SUMMARY OF RECEIPTS AND EXPENDITURES - FIVE YEAR FORECAST FORMAT**

LINE 7.010	BEGINNING CASH BALANCE		\$	9,663,758		
	9/30/2018	FISCAL		FISCAL	VARIANCE	PERCENT
		YEAR TO DATE		YEAR TO DATE	Estimate vs.	of
	REVENUES	Estimate		Actual	Actual	VARIANCE
LINE 1.010	Real Estate Tax	\$ 4,787,524	\$	4,575,454	(\$212,070)	-4.43%
LINE 1.020	Personal Property Tax	\$ 260,000	\$	273,751	\$13,751	5.29%
LINE 1.030	Income Tax	\$ -	\$	-	\$0	
LINE 1.035	State Funding	\$ 2,636,582	\$	2,763,504	\$126,922	4.81%
LINE 1.040	Career Tech / Economic Disadv.	\$ 18,600	\$	18,522	(\$78)	-0.42%
LINE 1.050	Property Tax Allocation	\$ 56,000	\$	49,988	(\$6,012)	-10.74%
LINE 1.060	Other Operating Revenue	\$ 113,000	\$	150,831	\$37,831	33.48%
LINE 1.070	TOTAL REVENUE	\$ 7,871,706	\$	7,832,050	(\$39,656)	-0.50%
			\$	-		
LINE 2.01	Proceeds from Notes	\$ -	\$	-	\$0	
LINE 2.04	Transfers In	\$ -	\$	-	\$0	
LINE 2.050	Advances In	\$ -	\$	-	\$0	#DIV/0!
LINE 2.060	Other Financing Sources	\$ 75,000	\$	49,534	(\$25,466)	-33.95%
LINE 2.070	TOTAL OTHER SOURCES	\$ 75,000	\$	49,534	(\$25,466)	-33.95%
LINE 2.080	TOTAL REVENUES & Sources	\$ 7,946,706	\$	7,881,584	(\$65,122)	-0.82%
	EXPENSES					
LINE 3.010	Salaries	\$ 3,191,000	\$	3,165,777	\$25,223	0.79%
LINE 3.020	Retirement and Benefits	\$ 1,611,000	\$	1,662,862	(\$51,862)	-3.22%
LINE 3.030	Purchased Services	\$ 889,000	\$	896,617	(\$7,617)	-0.86%
LINE 3.040	Supplies and Materials	\$ 308,000	\$	337,066	(\$29,066)	-9.44%
LINE 3.050	Capital Outlay and Equipment	\$ 59,500	\$	27,894	\$31,606	53.12%
LINE 3.06	INTERGOVERNMENTAL	\$ -	\$	-	\$0	
LINE 4.020	DEBT SERVICE - Notes	\$ -	\$	-	\$0	
LINE 4.060	DEBT SERVICE - Interest charges	\$ -	\$	-	\$0	
LINE 4.300	Other Objects	\$ 122,000	\$	112,687	\$9,313	7.63%
LINE 4.500	TOTAL EXPENDITURES	\$ 6,180,500	\$	6,202,903	(\$22,403)	-0.36%
			\$	-		
LINE 5.00	TRANSFERS OUT	\$ -	\$	-	\$0	
LINE 5.02	ADVANCES OUT	\$ -	\$	-	\$0	
LINE 5.03	ALL OTHER USES	\$ -	\$	-	\$0	
LINE 5.040	TOTAL OTHER USES	\$ -	\$	-	\$0	
LINE 5.050	TOTAL EXPENDITURES & USES	\$ 6,180,500	\$	6,202,903	(\$22,403)	-0.36%
		Estimate		Actual	Variance	
LINE 6.010	REVENUES OVER EXPENSES	\$ 1,766,206	\$	1,678,681	(\$87,525)	
LINE 7.020	ENDING CASH BALANCE	\$ 11,429,964	\$	11,342,439	(\$87,525)	
	Less Reserves	\$ (87,929)	\$	(87,929)	\$ -	
LINE 8.010	Less Outstanding Encumbrances	\$ (2,100,000)	\$	(2,079,926)	\$ 20,074	-0.96%
LINE 15.010	Unreserved Fund Balance	\$ 9,242,035	\$	9,174,584	(\$67,451)	-0.73%
		Estimate		Actual	Benchmark Yr. End	
	Salaries/Benefits as % of Revenue	61.0%		61.7%	80.1% or below	
	True Days Cash - Calendar Days on which can operate	138		136	90 or above optimal	

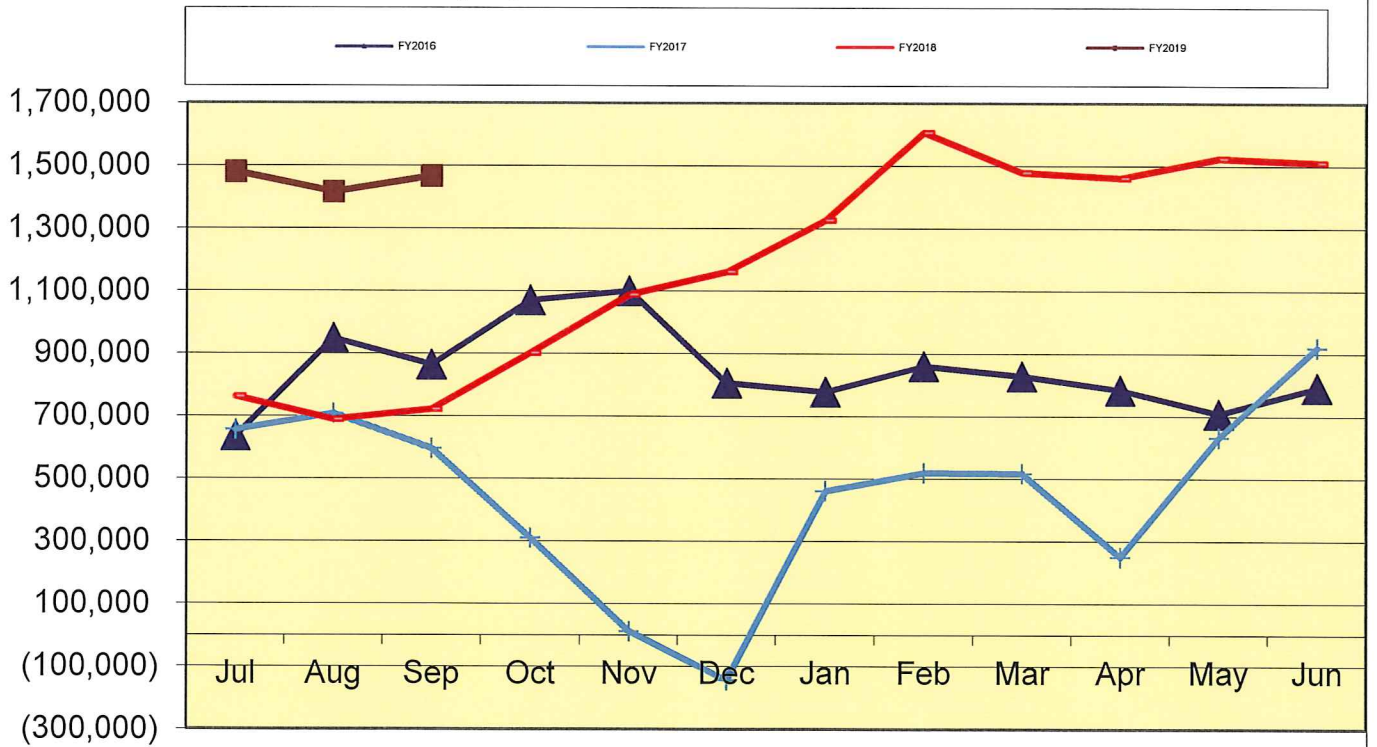
### Lexington Local Schools General Fund Cash Balance



### Lexington Local Schools Food Service Fund Cash Balance



### Lexington Local Schools Employee Benefits Fund Cash Balance



**Lexington Local Schools**

Permanent Improvement Fund  
9/30/2018

	Budgeted Amount	Actual Fiscal Year Expended	Current Encumbrances	Expenses / Encumbrances Over/Under Estimate	Remaining Estimated PI Project Costs
<b>Instruction and Administration</b>					
Instrumental Music Equipment	\$ 5,129.19	\$ 4,655.08	\$ 306.00	\$168.11	\$168.11
Western Reading Materials/Furniture	\$ 32,317.64	\$ 21,829.39	\$ 11,592.49	(\$1,104.24)	\$0.00
Central Reading Materials/Furniture	\$ 15,019.87	\$ 12,708.05	\$ 974.83	\$1,336.99	\$1,336.99
Central Music Equipment	\$ 933.55	\$ 1,098.28	\$ -	(\$164.73)	\$0.00
Western/Eastern Music Equipment	\$ 626.98	\$ 626.98	\$ -	\$0.00	\$0.00
3 Portable AED Units	\$ 4,647.21	\$ 4,361.41	\$ 205.15	\$80.65	\$0.00
Eastern Reading Books/Materials	\$ 10,240.54	\$ 1,868.80	\$ 8,370.13	\$1.61	\$0.00
Central Adjustable Desk Lift	\$ 425.44	\$ 369.95	\$ -	\$55.49	\$0.00
Western Guidance Table	\$ 283.58	\$ 257.80	\$ -	\$25.78	\$0.00
JH Office Chairs	\$ 437.75	\$ 422.50	\$ -	\$15.25	\$0.00
JH PE Equipment	\$ 679.67	\$ -	\$ -	\$679.67	\$679.67
Security Office Equipment	\$ 1,308.82	\$ 1,365.10	\$ -	(\$56.28)	\$0.00
Central Reading Materials	\$ 3,000.00	\$ -	\$ -	\$3,000.00	\$3,000.00
Western Storage Cabinet	\$ 69.95	\$ -	\$ -	\$69.95	\$69.95
Western Music Room Chairs	\$ 1,264.44	\$ -	\$ -	\$1,264.44	\$1,264.44
Central Room Divider	\$ 500.88	\$ -	\$ 500.88	\$0.00	\$0.00
School Health Refrigerator	\$ 205.15	\$ -	\$ -	\$205.15	\$205.15
<b>Maintenance</b>					
HS Roof Project	\$ 26,553.00	\$ 26,553.00	\$ -	\$0.00	\$0.00
JH Roof Project	\$ 13,684.00	\$ 13,684.00	\$ -	\$0.00	\$0.00
JH Roof Project (FY18 Carryover)	\$ 6,553.00	\$ 6,553.00	\$ -	\$0.00	\$0.00
Eastern Concrete Curb/Walkway	\$ 13,300.00	\$ 13,340.00	\$ -	(\$40.00)	\$0.00
JH Chair Lift	\$ 20,000.00	\$ 16,950.00	\$ -	\$3,050.00	\$3,050.00
HS New Security Recording System	\$ 9,000.00	\$ -	\$ -	\$9,000.00	\$9,000.00
Window Film Security	\$ 25,866.25	\$ -	\$ -	\$25,866.25	\$25,866.25
Camera/Monitor Upgrades (Elementaries/JH)	\$ 33,259.69	\$ -	\$ -	\$33,259.69	\$33,259.69
Bollards (Approx. 40)	\$ 22,000.00	\$ -	\$ -	\$22,000.00	\$22,000.00
HS Parking Lot Trench Asphaltting	\$ 12,970.00	\$ -	\$ 14,015.00	(\$1,045.00)	\$0.00
Security Fencing Western/Eastern	\$ 8,908.00	\$ -	\$ -	\$8,908.00	\$8,908.00
<b>Transportation</b>					
New buses	\$ 184,196.00	\$ 184,196.00	\$ -	\$0.00	\$0.00
<b>Technology</b>					
Computers, servers, tech equip., etc.	\$ 198,000.00	\$ 195,084.88	\$ 4,122.00	(\$1,206.88)	\$0.00
<b>Food Service</b>					
Food Service Equipment	\$ 260.00	\$ 260.00	\$ -	\$0.00	\$0.00
<b>Athletics and Student Activities</b>					
HS Athletics Equipment	\$ 13,400.00	\$ 11,242.50	\$ 1,700.00	\$457.50	\$457.50
Visitor Side FB Stadium Drainage System	\$ 3,780.00	\$ 3,780.00	\$ -	\$0.00	\$0.00
Portable AED Unit	\$ 1,549.07	\$ 1,406.17	\$ -	\$142.90	\$0.00
<b>Fees</b>					
Tax Collection Fees	\$ 14,500.00	\$ 4,986.39	\$ -	\$9,513.61	\$9,513.61
<b>Totals</b>	\$ 684,869.67	\$ 527,599.28	\$ 41,786.48	\$115,483.91	\$118,779.36
<b>Total Budgeted</b>	\$ 684,869.67				
Actual Cash Balance 7/1/18	\$ 44,751.40				
Revenues FY19 - Taxes from levy	\$ 262,871.67				
Expenditures FY19	\$ (527,599.28)				
Current Cash Balance	\$ (219,976.21)				
Current Encumbrances	\$ (41,786.48)				
Available Balance	\$ (261,762.69)				
Remaining Estimated Revenues FY19 - Taxes from levy	\$ 437,128.33				
Less: Remaining Estimated PI Project Costs	\$ (118,779.36)				
6/30/19 Estimated Carryover	\$ 56,586.28				

Lexington Local Schools

Food Service Fund 2018-19 vs. 2017-2018 vs. 2016-2017

							Beginning Balance 7/1/18	\$ 4,848
<b>2018-2019 Through 9/30/18</b>								
<i>Revenues</i>	District-Wide	High School	Junior High	Eastern	Central	Western	<b>Total</b>	
Student Type A, Ezpay, Misc	\$ -	\$ 17,134	\$ 8,006	\$ 8,501	\$ 7,739	\$ 6,949	\$	48,329
Student Break, Milk & A La Carte	\$ -	\$ 7,766	\$ 2,106	\$ 1,557	\$ 844	\$ 881	\$	13,154
Adult & Misc revenues	\$ 3,077	\$ 693	\$ 196	\$ 184	\$ 105	\$ 76	\$	4,331
State Reimb	\$ -	\$ -	\$ -	\$ -	\$ -	\$ -	\$	-
Federal Reimb	\$ -	\$ -	\$ -	\$ -	\$ -	\$ -	\$	-
Transfer In	\$ -	\$ -	\$ -	\$ -	\$ -	\$ -	\$	-
<b>Total Revenues</b>	<b>\$ 3,077</b>	<b>\$ 25,593</b>	<b>\$ 10,308</b>	<b>\$ 10,242</b>	<b>\$ 8,688</b>	<b>\$ 7,906</b>	<b>\$</b>	<b>65,814</b>
<i>Expenses</i>								
Wages	\$ 12,009	\$ 29,104	\$ 13,675	\$ 8,715	\$ 8,062	\$ 8,405	\$	79,970
Severance	\$ -	\$ -	\$ -	\$ -	\$ -	\$ -	\$	-
Retirement	\$ 2,882	\$ 7,179	\$ 3,591	\$ 4,768	\$ 2,677	\$ 2,205	\$	23,302
Medical	\$ 7,174	\$ 13,845	\$ 6,309	\$ 8,645	\$ 1,986	\$ -	\$	37,959
Life, Dent, MC, WC	\$ 333	\$ 954	\$ 550	\$ 354	\$ 249	\$ 111	\$	2,551
Purch Serv, Repairs, Phone, Post	\$ 816	\$ 804	\$ 709	\$ 472	\$ 472	\$ 472	\$	3,745
Supplies	\$ 1,510	\$ 6,375	\$ 3,744	\$ 4,184	\$ 1,694	\$ 1,521	\$	19,028
Food Costs	\$ -	\$ -	\$ -	\$ -	\$ -	\$ -	\$	-
Equipment	\$ -	\$ -	\$ -	\$ -	\$ -	\$ -	\$	-
Other Costs	\$ -	\$ -	\$ -	\$ -	\$ -	\$ -	\$	-
<b>Total Expenses</b>	<b>\$ 24,724</b>	<b>\$ 58,261</b>	<b>\$ 28,578</b>	<b>\$ 27,138</b>	<b>\$ 15,140</b>	<b>\$ 12,714</b>	<b>\$</b>	<b>166,555</b>
<b>Net Gain (Loss)</b>	<b>\$ (21,647)</b>	<b>\$ (32,668)</b>	<b>\$ (18,270)</b>	<b>\$ (16,896)</b>	<b>\$ (6,452)</b>	<b>\$ (4,808)</b>	<b>\$</b>	<b>(100,741)</b>
							<b>Ending Cash Balance 9/30/18</b>	<b>\$ (95,893)</b>

							Beginning Balance 7/1/17	\$ 13
<b>2017-2018 Through 9/30/17</b>								
<i>Revenues</i>	District-Wide	High School	Junior High	Eastern	Central	Western	<b>Total</b>	
Student Type A, Ezpay, Misc	\$ -	\$ 18,674	\$ 6,968	\$ 9,037	\$ 6,878	\$ 5,596	\$	47,153
Student Break, Milk & A La Carte	\$ -	\$ 8,060	\$ 1,615	\$ 1,547	\$ 616	\$ 954	\$	12,792
Adult & Misc revenues	\$ -	\$ 392	\$ 206	\$ 115	\$ 136	\$ 105	\$	954
State Reimb	\$ -	\$ -	\$ -	\$ -	\$ -	\$ -	\$	-
Federal Reimb	\$ -	\$ -	\$ -	\$ -	\$ -	\$ -	\$	-
Transfer In	\$ -	\$ -	\$ -	\$ -	\$ -	\$ -	\$	-
<b>Total Revenues</b>	<b>\$ -</b>	<b>\$ 27,126</b>	<b>\$ 8,789</b>	<b>\$ 10,699</b>	<b>\$ 7,630</b>	<b>\$ 6,655</b>	<b>\$</b>	<b>60,899</b>
<i>Expenses</i>								
Wages	\$ 11,885	\$ 27,939	\$ 12,255	\$ 8,712	\$ 8,851	\$ 8,257	\$	77,899
Severance	\$ -	\$ -	\$ -	\$ -	\$ -	\$ -	\$	-
Retirement	\$ 2,841	\$ 9,239	\$ 2,812	\$ 3,653	\$ 3,894	\$ 2,413	\$	24,852
Medical	\$ 6,642	\$ 12,008	\$ 5,842	\$ 8,005	\$ 1,840	\$ -	\$	34,337
Life, Dent, MC, WC	\$ 320	\$ 808	\$ 504	\$ 335	\$ 252	\$ 112	\$	2,331
Purch Serv, Repairs, Phone, Post	\$ 587	\$ 208	\$ 208	\$ 208	\$ 208	\$ 208	\$	1,627
Supplies	\$ 786	\$ -	\$ -	\$ -	\$ -	\$ -	\$	786
Food Costs	\$ -	\$ 6,855	\$ 2,855	\$ 4,366	\$ 1,662	\$ 1,520	\$	17,258
Equipment	\$ -	\$ -	\$ -	\$ -	\$ -	\$ -	\$	-
Other Costs	\$ -	\$ -	\$ -	\$ -	\$ -	\$ -	\$	-
<b>Total Expenses</b>	<b>\$ 23,061</b>	<b>\$ 57,057</b>	<b>\$ 24,476</b>	<b>\$ 25,279</b>	<b>\$ 16,707</b>	<b>\$ 12,510</b>	<b>\$</b>	<b>159,090</b>
<b>Net Gain (Loss)</b>	<b>\$ (23,061)</b>	<b>\$ (29,931)</b>	<b>\$ (15,687)</b>	<b>\$ (14,580)</b>	<b>\$ (9,077)</b>	<b>\$ (5,855)</b>	<b>\$</b>	<b>(98,191)</b>
							<b>Ending Cash Balance 9/30/17</b>	<b>\$ (98,178)</b>

							Beginning Balance 7/1/16	\$ 2,553
<b>2016-2017 Through 9/30/16</b>								
<i>Revenues</i>	District-Wide	High School	Junior High	Eastern	Central	Western	<b>Total</b>	
Student Type A, Ezpay, Misc	\$ -	\$ 19,588	\$ 7,862	\$ 8,551	\$ 6,970	\$ 6,885	\$	49,856
Student Break, Milk & A La Carte	\$ -	\$ 9,742	\$ 2,417	\$ 1,264	\$ 907	\$ 640	\$	14,970
Adult & Misc revenues	\$ 677	\$ 715	\$ 229	\$ 214	\$ 210	\$ 83	\$	2,128
State Reimb	\$ -	\$ -	\$ -	\$ -	\$ -	\$ -	\$	-
Federal Reimb	\$ -	\$ -	\$ -	\$ -	\$ -	\$ -	\$	-
<b>Total Revenues</b>	<b>\$ 677</b>	<b>\$ 30,045</b>	<b>\$ 10,508</b>	<b>\$ 10,029</b>	<b>\$ 8,087</b>	<b>\$ 7,608</b>	<b>\$</b>	<b>66,954</b>
<i>Expenses</i>								
Wages	\$ 11,728	\$ 26,219	\$ 14,577	\$ 9,801	\$ 7,896	\$ 8,135	\$	78,356
Severance	\$ -	\$ -	\$ -	\$ -	\$ -	\$ -	\$	-
Retirement	\$ 2,784	\$ 10,320	\$ 3,118	\$ 5,210	\$ 2,457	\$ 1,725	\$	25,614
Medical	\$ 5,828	\$ 10,535	\$ 7,467	\$ 7,023	\$ -	\$ -	\$	30,853
Life, Dent, MC, WC	\$ 316	\$ 795	\$ 526	\$ 338	\$ 129	\$ 112	\$	2,216
Purch Serv, Repairs, Phone, Post	\$ 992	\$ 2,491	\$ 1,149	\$ 538	\$ 538	\$ 538	\$	6,246
Supplies	\$ 1,792	\$ -	\$ -	\$ -	\$ -	\$ -	\$	1,792
Food Costs	\$ -	\$ 12,835	\$ 3,377	\$ 8,134	\$ 2,253	\$ 1,508	\$	28,107
Equipment	\$ -	\$ -	\$ -	\$ -	\$ -	\$ -	\$	-
Other Costs	\$ -	\$ -	\$ -	\$ -	\$ -	\$ -	\$	-
<b>Total Expenses</b>	<b>\$ 23,440</b>	<b>\$ 63,195</b>	<b>\$ 30,214</b>	<b>\$ 31,044</b>	<b>\$ 13,273</b>	<b>\$ 12,018</b>	<b>\$</b>	<b>173,184</b>
<b>Net Gain (Loss)</b>	<b>\$ (22,763)</b>	<b>\$ (33,150)</b>	<b>\$ (19,706)</b>	<b>\$ (21,015)</b>	<b>\$ (5,186)</b>	<b>\$ (4,410)</b>	<b>\$</b>	<b>(106,230)</b>
							<b>Ending Cash Balance 9/30/16</b>	<b>\$ (103,677)</b>

Check#	Check Date	Org Sta	Vendor Paid	Check Amount	Status Date
083279	09/06/2018	W/R	AMAZON.COM/ AMEX	6,053.33	09/12/2018
083280	09/06/2018	W/R	HAYES, JAMES	582.21	09/13/2018
083281	09/06/2018	W/R	NWOIAAA	200.00	09/14/2018
083282	09/06/2018	W/R	SAM'S CLUB	1,461.76	09/13/2018
083283	09/10/2018	W/R	ALLEN EAST LOCAL SCHOOLS	325.00	09/17/2018
083284	09/10/2018	W/W	LITTLE, ANDY J	125.00	
083285	09/10/2018	W/R	BARNES & NOBLE	1,618.20	09/18/2018
083286	09/10/2018	W/R	BENCHMARK EDUCATION CO.	1,270.50	09/17/2018
083287	09/10/2018	W/R	BLICK ART MATERIALS	967.83	09/17/2018
083288	09/10/2018	W/R	CDW-G	837.23	09/17/2018
083289	09/10/2018	W/R	CLEARWATER SYSTEMS	29.90	09/14/2018
083290	09/10/2018	W/R	CLYDE-GREEN SPRINGS SCHOOLS	400.00	09/17/2018
083291	09/10/2018	W/R	CULLIGAN QUALITY WATER	37.00	09/17/2018
083292	09/10/2018	W/R	DOUBLETREE HOTEL	188.00	09/14/2018
083293	09/10/2018	W/R	FLINN SCIENTIFIC, INC.	5.95	09/17/2018
083294	09/10/2018	W/R	HEINEMANN	9,810.00	09/17/2018
083295	09/10/2018	W/R	HOLLY'S BOOK RACK	125.43	09/14/2018
083296	09/10/2018	W/R	HOUGHTON MIFFLIN HARCOURT	279.00	09/17/2018
083297	09/10/2018	W/R	ROBERTS, JOE	30.65	09/17/2018
083298	09/10/2018	W/R	VANHOUTEN, JON	125.00	09/14/2018
083299	09/10/2018	W/W	SPENCER, KATHERINE	1,200.00	
083300	09/10/2018	W/R	LAKESHORE LEARNING MATERIALS	156.70	09/17/2018
083301	09/10/2018	W/R	LESCH BATTERY & POWER	54.00	09/13/2018
083302	09/10/2018	W/R	LOW TEMP REFRIGERATION INC.	963.00	09/17/2018
083303	09/10/2018	W/R	MASTER GOLF MANAGEMENT GROUP	175.00	09/17/2018
083304	09/10/2018	W/R	DAVIS, MICHAEL J	125.00	09/19/2018
083305	09/10/2018	W/R	MID-OHIO ED. SERVICE CENTER	1,400.00	09/13/2018
083306	09/10/2018	W/R	NEWS JOURNAL	35.10	09/17/2018
083307	09/10/2018	W/R	NORWALK HIGH SCHOOL	150.00	09/18/2018
083308	09/10/2018	W/R	NOVA LUNA EDUC & CONSULTING	1,404.00	09/14/2018
083309	09/10/2018	W/W	OHIO HIGH SCHOOL ATH. ASSOC.	160.00	
083310	09/10/2018	W/R	PHONAK LLC	200.00	09/17/2018
083311	09/10/2018	W/R	QUENCH	38.00	09/18/2018
083312	09/10/2018	W/R	REALLY GOOD STUFF	57.92	09/18/2018
083313	09/10/2018	W/R	REX'S LAWN CARE	681.00	09/18/2018
083314	09/10/2018	W/R	RIDDELL	14,933.76	09/17/2018
083315	09/10/2018	W/R	RYDIN DECAL	370.90	09/19/2018
083316	09/10/2018	W/R	SCHOOL HEALTH CORP.	397.98	09/17/2018
083317	09/10/2018	W/R	SCHOOL OUTFITTERS.COM	1,222.64	09/14/2018
083318	09/10/2018	W/R	SCHOOL SPECIALTY INC.	2,770.87	09/14/2018
083319	09/10/2018	W/R	SHELBY CITY SCHOOLS	125.00	09/17/2018
083320	09/10/2018	W/R	ST. JOHN'S JESUIT HS	350.00	09/25/2018
083321	09/10/2018	W/R	DOMKA, STEPHEN F	1,150.00	09/13/2018
083322	09/10/2018	W/R	SUNBELT RENTALS	1,115.40	09/17/2018
083323	09/10/2018	W/R	SunGraphics, Inc.	1,173.16	09/13/2018
083324	09/10/2018	W/R	SCHEID, TIM	2,425.00	09/24/2018
083325	09/10/2018	W/R	WEAVER, TROY J	125.00	09/17/2018
083326	09/10/2018	W/R	WARD CUSTOM APPAREL	150.00	09/17/2018
083327	09/11/2018	W/W	ADAPTIVE SWITCH LABORATORIES	2,264.35	
083328	09/11/2018	W/R	NICKLES BAKERY	510.37	09/18/2018
083329	09/11/2018	W/R	ALVAH M. SQUIBB CO., INC.	60.94	09/17/2018
083330	09/11/2018	W/R	APPERSON	426.35	09/19/2018



Check#	Check Date	Org Sta	Vendor Paid	Check Amount	Status Date
083331	09/11/2018	W/R	AUTOMOTIVE DISTRIBUTORS WAREHS	1,145.00	09/17/2018
083332	09/11/2018	W/R	AWARDSMITH	24.00	09/24/2018
083333	09/11/2018	W/R	BRIDGEWAY ACADEMY	5,252.00	09/24/2018
083334	09/11/2018	W/R	CARDINAL BUS SALES & SERVICE	1,264.80	09/17/2018
083335	09/11/2018	W/R	CDW-G	113.98	09/18/2018
083336	09/11/2018	W/R	CHARLES RITTER CO.	965.20	09/17/2018
083337	09/11/2018	W/W	COWLES, CINDY	1,268.82	
083338	09/11/2018	W/R	CLARITY FOR COMMUNICATION, LLC	3,500.00	09/26/2018
083339	09/11/2018	W/R	CLEARWATER SYSTEMS	29.90	09/17/2018
083340	09/11/2018	W/R	COLE DISTRIBUTING	247.86	09/17/2018
083341	09/11/2018	W/R	CURRICULUM ASSOCIATES, INC.	2,160.00	09/18/2018
083342	09/11/2018	W/R	DECKER EQUIPMENT	268.22	09/17/2018
083343	09/11/2018	W/R	FLINN SCIENTIFIC, INC.	180.34	09/17/2018
083344	09/11/2018	W/R	AVITA HEALTH SYSTEM	180.00	09/17/2018
083345	09/11/2018	W/R	GOPHER SPORTS	298.62	09/18/2018
083346	09/11/2018	W/R	HEALTHCARE BILLING SERVICES	101.27	09/14/2018
083347	09/11/2018	W/R	ITsavvy	625.00	09/18/2018
083348	09/11/2018	W/V	FREEMAN, KAREN	29.98	09/12/2018
083349	09/11/2018	W/R	McPEEK, KRISTEN	23.98	09/19/2018
083350	09/11/2018	W/R	MANSFIELD AUTO PARTS	1,082.99	09/17/2018
083351	09/11/2018	W/R	MAVERICKLABEL.COM	622.07	09/18/2018
083352	09/11/2018	W/R	OAASFEP	450.00	09/18/2018
083353	09/11/2018	W/W	OHIO ART EDUCATION ASSOC.	200.00	
083354	09/11/2018	W/W	R.E.M. COMMUNICATIONS, INC.	3,737.00	
083355	09/11/2018	W/R	RC THERAPY SERVICES, INC.	4,278.00	09/19/2018
083356	09/11/2018	W/R	REALLY GOOD STUFF	153.86	09/21/2018
083357	09/11/2018	W/R	BIGLEY, REBECCA-NON 1099	155.10	09/18/2018
083358	09/11/2018	W/R	RENHILL GROUP, INC.	8,153.61	09/17/2018
083359	09/11/2018	W/R	SCHOOL HEALTH CORP.	4,364.56	09/17/2018
083360	09/11/2018	W/R	SCHOOL SPECIALTY INC.	4,050.93	09/17/2018
083361	09/11/2018	W/R	SHAR PRODUCTS CO	2,731.24	09/17/2018
083362	09/11/2018	W/R	SMETZ'S TIRE SERVICE CENTER	4,561.84	09/18/2018
083363	09/11/2018	W/R	SMITHFOODS, INC	1,534.53	09/18/2018
083364	09/11/2018	W/R	SPELLING OUT DYSLEXIA	450.00	09/20/2018
083365	09/11/2018	W/R	TIERNEY BROTHERS INC	1,305.00	09/18/2018
083366	09/11/2018	W/R	TRANSPORTATION ACCESSORIES CO.	394.83	09/18/2018
083367	09/11/2018	W/R	TRUCK SALES & SERVICE, INC.	2,314.47	09/17/2018
083368	09/11/2018	W/R	UCP OF GREATER CLEVELAND	8,950.00	09/14/2018
083369	09/11/2018	W/R	WOODWIND AND BRASSWIND	592.30	09/19/2018
083370	09/12/2018	W/R	FREEMAN, KAREN	23.98	09/17/2018
083371	09/14/2018	W/R	PORTAGE CC INVITATIONAL	250.00	09/24/2018
083372	09/14/2018	W/R	RICHLAND CAROUSEL PARK	62.00	09/21/2018
083373	09/14/2018	W/R	AWARDSMITH	246.50	09/24/2018
083374	09/14/2018	W/R	JONES, CARLA	8.00	09/25/2018
083375	09/14/2018	W/R	PASHEILICH, CARLA	8.00	09/20/2018
083376	09/14/2018	W/R	CHARLES RITTER CO.	1,404.15	09/17/2018
083377	09/14/2018	W/R	CLEAR FORK VALLEY LOCAL	63.95	09/17/2018
083378	09/14/2018	W/R	GILBARCO INC.	60.00	09/19/2018
083379	09/14/2018	W/R	ROBERTS, JOE	17.98	09/19/2018
083380	09/14/2018	W/R	LOW TEMP REFRIGERATION INC.	111.40	09/19/2018
083381	09/14/2018	W/R	LOWE'S HOME CENTER	1,288.24	09/21/2018
083382	09/14/2018	W/R	ROGGIO, MATT	851.39	09/24/2018

Check#	Check Date	Org Sta	Vendor Paid	Check Amount	Status Date
083383	09/14/2018	W/R	MID-OHIO ED. SERVICE CENTER	351.91	09/17/2018
083384	09/14/2018	W/R	MOBY MAX	99.00	09/20/2018
083385	09/14/2018	W/R	NASCO	326.61	09/19/2018
083386	09/14/2018	W/R	NASP, INC	383.00	09/19/2018
083387	09/14/2018	W/R	REALLY GOOD STUFF	10.99	09/24/2018
083388	09/14/2018	W/R	RICHLAND CAROUSEL PARK	128.00	09/24/2018
083389	09/14/2018	W/R	SCHOOL HEALTH CORP.	73.83	09/20/2018
083390	09/14/2018	W/R	SCHOOL SPECIALTY INC.	13,037.74	09/19/2018
083391	09/14/2018	W/R	SHELBY GOLF CARS	216.50	09/21/2018
083392	09/14/2018	W/R	TEAM SPORTS, INC	9,842.50	09/21/2018
083393	09/14/2018	W/R	HF GROUP - OHIO	501.18	09/18/2018
083394	09/14/2018	W/R	TRANSPORTATION ACCESSORIES CO.	53.12	09/18/2018
083395	09/14/2018	W/R	HUNTER, VALERIE	47.96	09/24/2018
083396	09/14/2018	W/R	WARD CUSTOM APPAREL	270.00	09/18/2018
083397	09/14/2018	W/R	WILSON LANGUAGE TRAINING	1,292.76	09/20/2018
083398	09/14/2018	B/R	SMITH, JESSICA	32.00	09/18/2018
083399	09/14/2018	B/V	DENHAM, ERICA	150.00	09/14/2018
083400	09/14/2018	B/R	DENHAM, ERICA	150.00	09/20/2018
083401	09/18/2018	W/R	ADVANCED TURF SOLUTIONS	4,420.00	09/25/2018
083402	09/18/2018	W/W	BADERTSCHER, AMANDA	90.00	
083403	09/18/2018	W/R	BAKER VEHICLE SYSTEMS, INC.	264.72	09/21/2018
083404	09/18/2018	W/R	CLEARWATER SYSTEMS	358.73	09/24/2018
083405	09/18/2018	W/R	FURBAY/MANSFIELD ELECTRIC	1,699.69	09/24/2018
083406	09/18/2018	W/R	G & L SUPPLY CO.	52.50	09/24/2018
083407	09/18/2018	W/W	GALLIK METAL	185.00	
083408	09/18/2018	W/R	GRAINGER	303.97	09/25/2018
083409	09/18/2018	W/R	HOBART SERVICE	1,159.39	09/25/2018
083410	09/18/2018	W/R	J & B ACCOUSTICAL	2,800.08	09/21/2018
083411	09/18/2018	W/R	JOHN GARBER MATERIALS, INC.	198.85	09/25/2018
083412	09/18/2018	W/R	KAHL'S ELECTRIC, INC.	305.96	09/21/2018
083413	09/18/2018	W/R	WEIDIG, KATHY	220.78	09/21/2018
083414	09/18/2018	W/R	KELL ACE HARDWARE	433.20	09/25/2018
083415	09/18/2018	W/R	KIMBALL MIDWEST	4.60	09/24/2018
083416	09/18/2018	W/W	LACEY-PASHEILICH EXCAVATING	130.00	
083417	09/18/2018	W/W	MENARDS	782.11	
083418	09/18/2018	W/R	METRANOME MUSIC STORE	299.85	09/25/2018
083419	09/18/2018	W/R	MID-OHIO ED. SERVICE CENTER	1,112.20	09/24/2018
083420	09/18/2018	W/R	ACORN DISTRIBUTORS, INC.	5,913.00	09/24/2018
083421	09/18/2018	W/R	OCTM	100.00	09/24/2018
083422	09/18/2018	W/W	OHSBCA	270.00	
083423	09/18/2018	W/W	PLUMBMASTER, INC.	1,378.00	
083424	09/18/2018	W/W	RUMPKE	429.98	
083425	09/18/2018	W/R	SCHMIDT SECURITY	1,099.85	09/25/2018
083426	09/18/2018	W/R	SCHOOL SPECIALTY INC.	619.03	09/24/2018
083427	09/18/2018	W/R	SIESEL DISTRIBUTING, LLC	1,421.96	09/25/2018
083428	09/18/2018	W/R	STANDARD PLUMBING & HEATING CO	6,322.72	09/24/2018
083429	09/18/2018	W/R	SYLVANIA SCHOOL CITY DISTRICT	225.00	09/28/2018
083430	09/18/2018	W/W	DAVIS, TAD	66.02	
083431	09/18/2018	W/R	WOLFF BROS. SUPPLY, INC.	1,183.39	09/24/2018
083432	09/18/2018	W/R	WORNER ROOFING COMPANY	892.00	09/21/2018
083433	09/19/2018	W/R	HAYES, JAMES	582.21	09/24/2018
083434	09/19/2018	W/W	OHIO ART EDUCATION ASSOC.	200.00	

Check#	Check Date	Org Sta	Vendor Paid	Check Amount	Status Date
083435	09/19/2018	W/W	OHSBCA	140.00	
083436	09/19/2018	W/R	POST MASTER	1,000.00	09/24/2018
083437	09/21/2018	B/B	MED QUEST	250.00	
083438	09/24/2018	W/W	ACT CUSTOMER SERVICES	124.95	
083439	09/24/2018	W/W	KEDING, ALEXANDER	125.00	
083440	09/24/2018	W/W	SHELDON, AMANDA	70.00	
083441	09/24/2018	W/W	LITTLE, ANDY J	125.00	
083442	09/24/2018	W/R	BLICK ART MATERIALS	198.18	09/28/2018
083443	09/24/2018	W/R	CBIZ BENEFITS & INSURANCE	2,750.00	09/28/2018
083444	09/24/2018	W/W	CDI COMPUTERS DEALERS INC.	914.00	
083445	09/24/2018	W/W	CDW-G	548.75	
083446	09/24/2018	W/W	KELL, CRYSTAL	35.29	
083447	09/24/2018	W/W	DEMCO, INC.	141.36	
083448	09/24/2018	W/W	DISCOVERY EDUCATION	1,600.00	
083449	09/24/2018	W/W	EDGE DOCUMENT SOLUTIONS, LLC	182.98	
083450	09/24/2018	W/R	EAI EDUCATION	3,035.93	09/28/2018
083451	09/24/2018	W/R	GRADY ENTERPRISES, INC.	1,080.93	09/28/2018
083452	09/24/2018	W/W	HOLLY'S BOOK RACK	4,930.25	
083453	09/24/2018	W/W	WYANT, JANELLE	550.00	
083454	09/24/2018	W/W	VANHOUTEN, JON	125.00	
083455	09/24/2018	W/W	GUY, KATHERINE	96.00	
083456	09/24/2018	W/R	LEXINGTON HIGH SCHOOL	41.84	09/28/2018
083457	09/24/2018	W/W	MAKE MUSIC	440.00	
083458	09/24/2018	W/R	MCGRAW-HILL EDUCATION INC	1,683.41	09/28/2018
083459	09/24/2018	W/W	DAVIS, MICHAEL J	125.00	
083460	09/24/2018	W/R	MID-OHIO ED. SERVICE CENTER	1,440.00	09/27/2018
083461	09/24/2018	W/W	OHIO SCHOOL BD. ASSOC.	645.00	
083462	09/24/2018	W/R	OHIO.NET INTERNET PROVIDERS	489.21	09/28/2018
083463	09/24/2018	W/W	PEARSON EDUCATION	494.94	
083464	09/24/2018	W/R	PIONEER CTC	17.50	09/28/2018
083465	09/24/2018	W/W	PLUMBMASTER, INC.	627.93	
083466	09/24/2018	W/W	SCHOOL HEALTH CORP.	233.08	
083467	09/24/2018	W/R	SCHOOL SPECIALTY INC.	2,122.72	09/28/2018
083468	09/24/2018	W/R	HOLLOWAY, SHEILA	300.00	09/28/2018
083469	09/24/2018	W/R	SPARC	7,000.00	09/27/2018
083470	09/24/2018	W/R	STANTON SHEET MUSIC	48.53	09/28/2018
083471	09/24/2018	W/W	LAMP, SUMMER	1,200.00	
083472	09/24/2018	W/W	SYCAMORE SPRINGS GOLF COURSE	215.00	
083473	09/24/2018	W/W	TEACHER SYNERGY LLC	76.99	
083474	09/24/2018	W/W	TEAM SPORTS, INC	980.00	
083475	09/24/2018	W/W	TEXAS INSTRUMENTS INCORPORATED	156.00	
083476	09/24/2018	W/W	OHIO BUREAU OF CRIMINAL IDENT.	526.00	
083477	09/24/2018	W/R	KIST, TRISHA	675.00	09/26/2018
083478	09/24/2018	W/W	TURNITIN, LLC	3,500.00	
083479	09/24/2018	W/W	U.S. SCHOOL SUPPLY, INC	310.65	
083480	09/24/2018	W/R	UCP OF GREATER CLEVELAND	8,400.00	09/27/2018
083481	09/24/2018	W/W	VERIZON WIRELESS	715.26	
083482	09/24/2018	W/R	WESTBROOK COUNTRY CLUB	7,500.00	09/27/2018
083483	09/24/2018	W/W	WOODWIND AND BRASSWIND	988.35	
083484	09/25/2018	W/W	BADERTSCHER, AMANDA	155.00	
083485	09/25/2018	W/W	AMERICAN ELECTRIC POWER	27,045.71	
083486	09/25/2018	W/W	ARMSTRONG TOOL & SUPPLY	3,656.99	

Check#	Check Date	Org Sta	Vendor Paid	Check Amount	Status Date
083487	09/25/2018	W/W	BLICK ART MATERIALS	156.38	
083488	09/25/2018	W/W	CARDINAL BUS SALES & SERVICE	266.10	
083489	09/25/2018	W/W	PASHEILICH, CARLA	8.00	
083490	09/25/2018	W/W	CDW-G	113.38	
083491	09/25/2018	W/W	COWLES, CINDY	934.92	
083492	09/25/2018	W/W	CLEARWATER SYSTEMS	29.90	
083493	09/25/2018	W/W	COLUMBIA GAS OF OHIO	727.61	
083494	09/25/2018	W/W	CYNMAR CORPORATION	26.10	
083495	09/25/2018	W/W	HOWAT, DAVID	450.00	
083496	09/25/2018	W/W	DIRECT ENERGY BUSINESS MARKETI	62.52	
083497	09/25/2018	W/W	SPELLING OUT DYSLEXIA	575.00	
083498	09/25/2018	W/W	HERFF JONES	10,871.86	
083499	09/25/2018	W/W	RICE, HOLLY	1,122.00	
083500	09/25/2018	W/W	HOLLY'S BOOK RACK	2,822.50	
083501	09/25/2018	W/W	HOUGHTON MIFFLIN HARCOURT	1,484.01	
083502	09/25/2018	W/W	MUSIC ALIVE!	529.85	
083503	09/25/2018	W/W	HAYES, JAMES	582.21	
083504	09/25/2018	W/W	MOORE, JENNIFER	900.00	
083505	09/25/2018	W/W	BRIGHT, JESSICA	8.00	
083506	09/25/2018	W/W	GUY, KATHERINE	550.00	
083507	09/25/2018	W/W	MOWRY, LEVI B.	17.96	
083508	09/25/2018	W/R	MID-OHIO ED. SERVICE CENTER	598.40	09/28/2018
083509	09/25/2018	W/W	MUSICIAN'S FRIEND INC	28.57	
083510	09/25/2018	W/W	NATIONWIDE CHILDRENS HOSPITAL	48,280.00	
083511	09/25/2018	W/W	OHIO ART EDUCATION ASSOC.	491.00	
083512	09/25/2018	W/W	RUMPKE	850.60	
083513	09/25/2018	W/W	SCHOOL HEALTH CORP.	135.45	
083514	09/25/2018	W/W	SCHOOL SPECIALTY INC.	5,367.69	
083515	09/25/2018	W/R	HOLLOWAY, SHEILA	620.00	09/28/2018
083516	09/25/2018	W/W	STANTON SHEET MUSIC	174.72	
083517	09/25/2018	W/W	STAPLES	86.69	
083518	09/25/2018	W/W	OSU KEEP BOOKS	825.00	
083519	09/25/2018	W/W	THE CENTER FOR INDIVIDUAL &	4,717.50	
083520	09/25/2018	W/W	THERAPRO, INC.	231.00	
083521	09/25/2018	W/W	TRANSPORTATION ACCESSORIES CO.	172.10	
083522	09/25/2018	W/W	US BANK	3,838.13	
083523	09/25/2018	W/W	VASU COMMUNICATIONS, INC.	583.32	
083524	09/25/2018	W/W	VIDONISH STUDIOS	1,277.22	
083525	09/26/2018	B/B	BECKLEY, STEPHANIE	81.00	
083526	09/26/2018	B/B	OCHELTREE, CHRISTY	239.60	
083527	09/28/2018	W/W	AMAZON.COM/ AMEX	1,179.50	
083528	09/28/2018	W/W	LITTLE, ANDY J	125.00	
083529	09/28/2018	W/W	ASHLAND CITY SCHOOLS	160.00	
083530	09/28/2018	W/W	CHARLES RITTER CO.	1.59	
083531	09/28/2018	W/W	GM INDUSTRIAL, INC	183.12	
083532	09/28/2018	W/W	CLEVELAND CLINIC CHILDREN'S	891.00	
083533	09/28/2018	W/W	COLE DISTRIBUTING	19,240.07	
083534	09/28/2018	W/W	BAKER, CONNIE	19.56	
083535	09/28/2018	W/W	ESC OF CENTRAL OHIO	100.00	
083536	09/28/2018	W/W	SPELLING OUT DYSLEXIA	300.00	
083537	09/28/2018	W/W	FOLLETT SCHOOL SOLUTIONS, INC	12,401.65	
083538	09/28/2018	W/W	HOLLY'S BOOK RACK	108.00	

Check#	Check Date	Org Sta	Vendor Paid	Check Amount	Status Date
083539	09/28/2018	W/W	HOUGHTON MIFFLIN HARCOURT	2,355.65	
083540	09/28/2018	W/W	KAHL'S ELECTRIC, INC.	56.80	
083541	09/28/2018	W/W	HEIMANN, KAYLA	33.60	
083542	09/28/2018	W/W	LAKEWOOD RACQUET CLUB	600.00	
083543	09/28/2018	W/W	LEXINGTON LOCAL SCHOOLS	85.98	
083544	09/28/2018	W/W	TOMMELLEO, LOUIS MICHAEL	125.00	
083545	09/28/2018	W/W	DAVIS, MICHAEL J	125.00	
083546	09/28/2018	W/W	MOHAWK GOLF & COUNTRY CLUB	250.00	
083547	09/28/2018	W/W	MUSICIAN'S FRIEND INC	29.99	
083548	09/28/2018	W/W	NOTECOUNSELOR, LLC	59.00	
083549	09/28/2018	W/W	PAYSCHOOLS	260.00	
083550	09/28/2018	W/W	RENHILL GROUP, INC.	13,171.60	
083551	09/28/2018	W/W	RIGGLEMAN, RYAN	125.00	
083552	09/28/2018	W/W	SAM'S CLUB	50.00	
083553	09/28/2018	W/W	ARNETT, SANDRA	19.08	
083554	09/28/2018	W/W	SCHOLASTIC CLASSROOM MAGAZINES	3,453.40	
083555	09/28/2018	W/W	SCHOOL SPECIALTY INC.	736.96	
083556	09/28/2018	W/W	SCHOOLGY	16,231.25	
083557	09/28/2018	W/W	SHAR PRODUCTS CO	338.00	
083558	09/28/2018	W/W	SHERWIN-WILLIAMS	110.64	
083559	09/28/2018	W/W	TEACHER SYNERGY LLC	436.49	
083560	09/28/2018	W/W	TEMPLE CHRISTIAN SCHOOL	200.00	
083561	09/28/2018	W/W	BOWLING CLUB AT OHIO STATE	80.00	
083562	09/28/2018	W/W	STIMA, VICKIE	64.68	
083563	09/28/2018	W/W	WAL-MART DISCOUNT CITIES	332.95	
083564	09/30/2018	W/W	KIMMEL CORPORATION	31.25	
083565	09/30/2018	W/W	LEXINGTON ATHLETIC DEPT.	3,840.00	
083566	09/30/2018	W/W	OMEA	1,375.00	
083567	09/30/2018	W/W	RUMPKE	56.38	
691216	09/05/2018	C/R	LEXINGTON SCHOOLS - PAYROLL	589,796.39	09/05/2018
691217	09/10/2018	M/M	MEMO-S.E.R.S.	3,091.09	
691218	09/10/2018	M/M	MEMO-S.T.R.S.	7,227.25	
691219	09/10/2018	M/M	GORDON FOOD SERVICE	15,526.16	
691220	09/20/2018	C/R	LEXINGTON SCHOOLS - PAYROLL	574,590.28	09/20/2018
691221	09/18/2018	M/M	LEXINGTON SCHOOLS - PAYROLL	15,857.32	
691222	09/21/2018	M/M	ANTHEM BENEFIT SERVICES	365,206.29	
691223	09/21/2018	M/M	MEMO-S.E.R.S.	3,136.27	
691224	09/21/2018	M/M	MEMO-S.T.R.S.	6,889.15	
691225	09/28/2018	M/M	MEMO-S.E.R.S.	44,426.00	
691226	09/28/2018	M/M	MEMO-S.T.R.S.	114,500.00	
691227	09/28/2018	M/M	MEMO-MID OHIO ESC	6,573.67	
Total Checks Issued				\$ 2,202,325.29	

TRANS NO	ITEM NO	TRANS DATE	STS	DESCRIPTION OR SOURCE	TI	FUND	RCPT	SPCC	SUBJ	OPU	TRANS AMOUNT
072744	0001	09/05/2018	A	Preschool tuition	03	001	1211	0000	000000	500	100.00
072746	0001	09/06/2018	A	Preschool tuition	03	001	1211	0000	000000	500	50.00
072743	0001	09/10/2018	A	Tuition pymt	03	001	1211	0000	000000	000	2,480.52
072777	0001	09/11/2018	A	Preschool tuition	03	001	1211	0000	000000	500	200.00
072763	0001	09/12/2018	A	Preschool tuition	03	001	1211	0000	000000	500	700.00
072768	0001	09/13/2018	A	Preschool tuition	03	001	1211	0000	000000	500	100.00
072786	0001	09/14/2018	A	Preschool tuition	03	001	1211	0000	000000	500	100.00
072788	0001	09/17/2018	A	Preschool tuition	03	001	1211	0000	000000	500	100.00
072826	0001	09/21/2018	A	Preschool tuition	03	001	1211	0000	000000	500	100.00
072827	0001	09/21/2018	A	2017/18 Preschool tuition	03	001	1211	0000	000000	500	70.00
072834	0001	09/24/2018	A	Preschool tuition	03	001	1211	0000	000000	500	200.00
072839	0001	09/24/2018	A	Preschool tuition	03	001	1211	0000	000000	500	100.00
072848	0001	09/24/2018	A	Preschool tuition	03	001	1211	0000	000000	500	910.00
RCPT CODE SUB-TOTAL:											5,210.52
072752	0017	09/14/2018	A	SF14 Regular Tuition Pos JV50	03	001	1221	0000	000000	000	2,348.66
RCPT CODE SUB-TOTAL:											2,348.66
072752	0012	09/14/2018	A	Open Enrollment Revenue	03	001	1227	0000	000000	000	35.12
072809	0014	09/28/2018	A	Open Enrollment Revenue	03	001	1227	0000	000000	000	35.12
RCPT CODE SUB-TOTAL:											70.24
072864	0001	09/30/2018	A	Richland Bank Interest	03	001	1410	0000	000000	000	18,391.95
RCPT CODE SUB-TOTAL:											18,391.95
072716	0001	09/04/2018	A	HS Fees Credit - Armstrong, BI	03	001	1740	0000	000000	100	21.00-
072745	0001	09/05/2018	A	School fees	03	001	1740	0000	000000	500	80.00
072732	0001	09/06/2018	A	School fees	03	001	1740	0000	000000	400	28.00
072740	0001	09/07/2018	A	HS fees	03	001	1740	0000	000000	100	21.00
072741	0001	09/07/2018	A	HS fees	03	001	1740	0000	000000	100	37.00
072748	0001	09/10/2018	A	School fees	03	001	1740	0000	000000	300	150.00
072776	0001	09/11/2018	A	school fees	03	001	1740	0000	000000	100	53.00
072764	0001	09/12/2018	A	School fees	03	001	1740	0000	000000	500	20.00
072785	0001	09/13/2018	A	Central school fees	03	001	1740	0000	000000	400	28.00
072780	0001	09/14/2018	A	school fees	03	001	1740	0000	000000	100	139.00
072787	0003	09/17/2018	A	School fees	03	001	1740	0000	000000	400	28.00
072814	0001	09/18/2018	A	School fees	03	001	1740	0000	000000	500	20.00
072819	0001	09/20/2018	A	School fees	03	001	1740	0000	000000	300	90.00
072836	0001	09/24/2018	A	School fees	03	001	1740	0000	000000	500	20.00
072846	0001	09/24/2018	A	school fees	03	001	1740	0000	000000	200	74.00

STATUS (STS) CODES:

A-RECEIPT B-REFUND OF RECEIPT V-VOID REFUND OF RECEIPT X-REDUCTION OF EXPENDITURE  
 C-APPROPRIATION OR BUDGET MODIFICATIONS D-EXPENSE/SUPPLIES DISTRIBUTION F-FUND TO FUND TRANSFER

TRANS NO	ITEM NO	TRANS DATE	STS	DESCRIPTION OR SOURCE	TI	FUND	RCPT	SPCC	SUBJ	OPU	TRANS AMOUNT
072810	0001	09/26/2018	B	FEE REFUND- OLIVIA	03	001	1740	0000	000000	100	81.00-
072853	0001	09/27/2018	A	HS Fees - Pay For It	03	001	1740	0000	000000	100	27.00
072853	0002	09/27/2018	A	Central Fees - Pay For It	03	001	1740	0000	000000	400	180.00
072853	0003	09/27/2018	A	Jr High Fees - Pay For It	03	001	1740	0000	000000	400	78.00
072853	0004	09/27/2018	A	Eastern Fees - Pay For It	03	001	1740	0000	000000	400	180.00
072853	0005	09/27/2018	A	Western Fees - Pay For It	03	001	1740	0000	000000	400	60.00
072854	0001	09/27/2018	A	School fees	03	001	1740	0000	000000	400	56.00
072862	0001	09/28/2018	A	School fees	03	001	1740	0000	000000	100	97.00
RCPT CODE SUB-TOTAL:											1,364.00
072771	0001	09/12/2018	A	Uniform overage - Bond'	03	001	1890	0000	000000	000	9.00
072772	0004	09/12/2018	A	Jury Duty - Kreis	03	001	1890	0000	000000	000	45.00
072843	0001	09/24/2018	A	Transportation recycling	03	001	1890	0000	000000	800	84.00
RCPT CODE SUB-TOTAL:											138.00
072752	0001	09/14/2018	A	Opportunity Grant	03	001	3110	0000	000000	000	311,937.07
072752	0002	09/14/2018	A	Targeted Assistance	03	001	3110	0000	000000	000	32,076.45
072752	0003	09/14/2018	A	K-3 Literacy Funding	03	001	3110	0000	000000	000	5,771.33
072752	0005	09/14/2018	A	Limited English Prof Funding	03	001	3110	0000	000000	000	197.11
072752	0006	09/14/2018	A	Gifted Education Funding	03	001	3110	0000	000000	000	5,184.20
072752	0007	09/14/2018	A	Transportation	03	001	3110	0000	000000	000	23,691.07
072752	0008	09/14/2018	A	Special Education Funding	03	001	3110	0000	000000	000	45,574.43
072752	0010	09/14/2018	A	Preschool Special Educ Funding	03	001	3110	0000	000000	000	6,635.43
072752	0011	09/14/2018	A	Special Educ Transportation	03	001	3110	0000	000000	000	1,748.50
072809	0001	09/28/2018	A	Opportunity Grant	03	001	3110	0000	000000	000	311,937.07
072809	0002	09/28/2018	A	Targeted Assistance	03	001	3110	0000	000000	000	32,078.61
072809	0003	09/28/2018	A	K-3 Literacy Funding	03	001	3110	0000	000000	000	5,771.33
072809	0005	09/28/2018	A	Limited English Prof Funding	03	001	3110	0000	000000	000	197.11
072809	0006	09/28/2018	A	Gifted Education Funding	03	001	3110	0000	000000	000	5,184.20
072809	0007	09/28/2018	A	Transportation	03	001	3110	0000	000000	000	23,691.07
072809	0008	09/28/2018	A	Special Education Funding	03	001	3110	0000	000000	000	45,574.43
072809	0009	09/28/2018	A	Graduation Bonus	03	001	3110	0000	000000	000	39,815.24
072809	0010	09/28/2018	A	Third Grade Reading Bonus	03	001	3110	0000	000000	000	23,866.08
072809	0012	09/28/2018	A	Preschool Special Educ Funding	03	001	3110	0000	000000	000	6,635.43
072809	0013	09/28/2018	A	Special Educ Transportation	03	001	3110	0000	000000	000	1,748.50
RCPT CODE SUB-TOTAL:											929,314.66
072751	0001	09/05/2018	A	RB for Real Estate - Morrow	03	001	3131	0000	000000	000	1,044.26
072751	0002	09/05/2018	A	RB for Emergency Levy - Morrow	03	001	3131	0000	000000	000	763.93
072751	0004	09/05/2018	A	2 1/2 HMRB Real Est-Morrow	03	001	3131	0000	000000	000	205.22
072751	0005	09/05/2018	A	2 1/2 HMRB Emerg Levy-Morrow	03	001	3131	0000	000000	000	150.12

STATUS (STS) CODES:

A-RECEIPT B-REFUND OF RECEIPT V-VOID REFUND OF RECEIPT X-REDUCTION OF EXPENDITURE  
 C-APPROPRIATION OR BUDGET MODIFICATIONS D-EXPENSE/SUPPLIES DISTRIBUTION F-FUND TO FUND TRANSFER

TRANS NO	ITEM NO	TRANS DATE	STS	DESCRIPTION OR SOURCE	TI	FUND	RCPT	SPCC	SUBJ	DFU	TRANS AMOUNT
RCPT CODE SUB-TOTAL:											2,163.53
072752	0004	09/14/2018	A	Economic Disadvanted Funding	03	001	3211	0000	000000	000	2,401.27
072809	0004	09/28/2018	A	Economic Disadvanted Funding	03	001	3211	0000	000000	000	2,401.25
RCPT CODE SUB-TOTAL:											4,802.52
072752	0009	09/14/2018	A	Career Tech Education Funding	03	001	3219	0000	000000	000	653.43
072809	0011	09/28/2018	A	Career Tech Education Funding	03	001	3219	0000	000000	000	659.28
RCPT CODE SUB-TOTAL:											1,312.71
072754	0001	09/14/2018	A	Re-issue ck#82579 prior fy	03	001	5300	0000	000000	000	150.00
072755	0001	09/14/2018	V	RE-ISSUE CKND 82579 6TH GRADE	03	001	5300	0000	000000	000	150.00
072755	0001	09/14/2018	B	RE-ISSUE CKND 82579 6TH GRADE	03	001	5300	0000	000000	000	150.00-
072756	0001	09/14/2018	A	Re-issue ck#82579 prior fy	03	001	5300	0000	000000	000	150.00-
RCPT CODE SUB-TOTAL:											0.00
FUND CODE SUB-TOTAL:											965,116.79
072751	0003	09/05/2018	A	RB for PI Levy - Morrow	03	003	3131	0000	000000	000	92.38
072751	0006	09/05/2018	A	2 1/2 HMRB PI Levy-Morrow	03	003	3131	0000	000000	000	18.15
RCPT CODE SUB-TOTAL:											110.53
FUND CODE SUB-TOTAL:											110.53
072844	0004	09/30/2018	A	Richland Bank Interest	03	006	1410	0000	000000	000	0.00
RCPT CODE SUB-TOTAL:											0.00
072805	0026	09/07/2018	A	HS Breakfast	03	006	1511	0000	000000	100	82.40
072805	0027	09/07/2018	A	Jr. Hi Breakfast	03	006	1511	0000	000000	200	20.70
072805	0028	09/07/2018	A	Eastern Breakfast	03	006	1511	0000	000000	300	23.30
072805	0029	09/07/2018	A	Central Breakfast	03	006	1511	0000	000000	400	17.10
072805	0030	09/07/2018	A	Western Breakfast	03	006	1511	0000	000000	500	30.90
072806	0026	09/14/2018	A	HS Breakfast	03	006	1511	0000	000000	100	86.30
072806	0027	09/14/2018	A	Jr. Hi Breakfast	03	006	1511	0000	000000	200	26.85
072806	0028	09/14/2018	A	Eastern Breakfast	03	006	1511	0000	000000	300	35.15
072806	0029	09/14/2018	A	Central Breakfast	03	006	1511	0000	000000	400	25.60

STATUS (STS) CODES:

A-RECEIPT B-REFUND OF RECEIPT V-VOID REFUND OF RECEIPT X-REDUCTION OF EXPENDITURE  
 C-APPROPRIATION OR BUDGET MODIFICATIONS D-EXPENSE/SUPPLIES DISTRIBUTION F-FUND TO FUND TRANSFER



TRANS NO	ITEM NO	TRANS DATE	STS	DESCRIPTION OR SOURCE	TI	FUND	RCPT	SPCC	SUBJ	OPU	TRANS AMOUNT
072806	0030	09/14/2018	A	Western Breakfast	03	006	1511	0000	000000	500	37.35
072837	0026	09/21/2018	A	HS Breakfast	03	006	1511	0000	000000	100	70.85
072837	0027	09/21/2018	A	Jr. Hi Breakfast	03	006	1511	0000	000000	200	39.90
072837	0028	09/21/2018	A	Eastern Breakfast	03	006	1511	0000	000000	300	41.40
072837	0029	09/21/2018	A	Central Breakfast	03	006	1511	0000	000000	400	43.50
072837	0030	09/21/2018	A	Western Breakfast	03	006	1511	0000	000000	500	41.40
072865	0026	09/28/2018	A	HS Breakfast	03	006	1511	0000	000000	100	67.85
072865	0027	09/28/2018	A	Jr. Hi Breakfast	03	006	1511	0000	000000	200	36.65
072865	0028	09/28/2018	A	Eastern Breakfast	03	006	1511	0000	000000	300	45.50
072865	0029	09/28/2018	A	Central Breakfast	03	006	1511	0000	000000	400	61.80
072865	0030	09/28/2018	A	Western Breakfast	03	006	1511	0000	000000	500	47.30
RCPT CODE SUB-TOTAL:											881.80
072805	0001	09/07/2018	A	HS Stu. Type A	03	006	1512	0000	000000	100	1,757.65
072805	0005	09/07/2018	A	HS ROA Stu. Type A	03	006	1512	0000	000000	100	1,141.60-
072805	0006	09/07/2018	A	Jr Hi Stu. Type A	03	006	1512	0000	000000	200	875.65
072805	0010	09/07/2018	A	Jr. Hi ROA Stu Type A	03	006	1512	0000	000000	200	720.00-
072805	0011	09/07/2018	A	Eastern Stu. Type A	03	006	1512	0000	000000	300	914.50
072805	0015	09/07/2018	A	Eastern ROA Stu. Type A	03	006	1512	0000	000000	300	418.43-
072805	0016	09/07/2018	A	Central Stu. Type A	03	006	1512	0000	000000	400	647.15
072805	0020	09/07/2018	A	Central ROA Stu. Type A	03	006	1512	0000	000000	400	346.55-
072805	0021	09/07/2018	A	Western Stu. Type A	03	006	1512	0000	000000	500	650.10
072805	0025	09/07/2018	A	Western ROA Stu. Type A	03	006	1512	0000	000000	500	477.00-
072753	0001	09/14/2018	B	LUNCH ACCT REFUND- ISABELLA	03	006	1512	0000	000000	400	32.00-
072806	0001	09/14/2018	A	HS Stu. Type A	03	006	1512	0000	000000	100	2,301.65
072806	0005	09/14/2018	A	HS ROA Stu. Type A	03	006	1512	0000	000000	100	1,703.75-
072806	0006	09/14/2018	A	Jr Hi Stu. Type A	03	006	1512	0000	000000	200	1,101.90
072806	0010	09/14/2018	A	Jr. Hi ROA Stu Type A	03	006	1512	0000	000000	200	545.75-
072806	0011	09/14/2018	A	Eastern Stu. Type A	03	006	1512	0000	000000	300	1,094.25
072806	0015	09/14/2018	A	Eastern ROA Stu. Type A	03	006	1512	0000	000000	300	582.80-
072806	0016	09/14/2018	A	Central Stu. Type A	03	006	1512	0000	000000	400	983.20
072806	0020	09/14/2018	A	Central ROA Stu. Type A	03	006	1512	0000	000000	400	660.60-
072806	0021	09/14/2018	A	Western Stu. Type A	03	006	1512	0000	000000	500	799.90
072806	0025	09/14/2018	A	Western ROA Stu. Type A	03	006	1512	0000	000000	500	758.55-
072837	0001	09/21/2018	A	HS Stu. Type A	03	006	1512	0000	000000	100	2,634.15
072837	0005	09/21/2018	A	HS ROA Stu. Type A	03	006	1512	0000	000000	100	1,327.99-
072837	0006	09/21/2018	A	Jr Hi Stu. Type A	03	006	1512	0000	000000	200	1,237.80
072837	0010	09/21/2018	A	Jr. Hi ROA Stu Type A	03	006	1512	0000	000000	200	837.30-
072837	0011	09/21/2018	A	Eastern Stu. Type A	03	006	1512	0000	000000	300	1,191.35
072837	0015	09/21/2018	A	Eastern ROA Stu. Type A	03	006	1512	0000	000000	300	779.35-
072837	0016	09/21/2018	A	Central Stu. Type A	03	006	1512	0000	000000	400	1,082.20
072837	0020	09/21/2018	A	Central ROA Stu. Type A	03	006	1512	0000	000000	400	639.40-
072837	0021	09/21/2018	A	Western Stu. Type A	03	006	1512	0000	000000	500	885.60

STATUS (STS) CODES:

A-RECEIPT B-REFUND OF RECEIPT V-VOID REFUND OF RECEIPT X-REDUCTION OF EXPENDITURE  
 C-APPROPRIATION OR BUDGET MODIFICATIONS D-EXPENSE/SUPPLIES DISTRIBUTION F-FUND TO FUND TRANSFER

TRANS NO	ITEM NO	TRANS DATE	STS	DESCRIPTION OR SOURCE	TI	FUND	RCPT	SPCC	SUBJ	OPU	TRANS AMOUNT
072837	0025	09/21/2018	A	Western RDA Stu. Type A	03	006	1512	0000	000000	500	672.40-
072811	0001	09/26/2018	B	LUNCH ACCT REFUND-SILAS	03	006	1512	0000	000000	300	158.75-
072811	0002	09/26/2018	B	LUNCH ACCT REFUND-RILEY	03	006	1512	0000	000000	200	80.85-
072853	0006	09/27/2018	A	HS Lunch - Pay For It	03	006	1512	0000	000000	100	4,780.64
072853	0007	09/27/2018	A	Jr High Lunch - Pay For It	03	006	1512	0000	000000	200	2,776.05
072853	0008	09/27/2018	A	Eastern Lunch - Pay For It	03	006	1512	0000	000000	300	2,021.50
072853	0009	09/27/2018	A	Central Lunch - Pay For It	03	006	1512	0000	000000	400	2,317.75
072853	0010	09/27/2018	A	Western Lunch - Pay For It	03	006	1512	0000	000000	500	2,238.35
072865	0001	09/28/2018	A	HS Stu. Type A	03	006	1512	0000	000000	100	2,459.75
072865	0005	09/28/2018	A	HS RDA Stu. Type A	03	006	1512	0000	000000	100	1,226.95-
072865	0006	09/28/2018	A	Jr Hi Stu. Type A	03	006	1512	0000	000000	200	1,385.65
072865	0010	09/28/2018	A	Jr. Hi RDA Stu Type A	03	006	1512	0000	000000	200	974.85-
072865	0011	09/28/2018	A	Eastern Stu. Type A	03	006	1512	0000	000000	300	1,292.05
072865	0015	09/28/2018	A	Eastern RDA Stu. Type A	03	006	1512	0000	000000	300	539.27-
072865	0016	09/28/2018	A	Central Stu. Type A	03	006	1512	0000	000000	400	1,102.75
072865	0020	09/28/2018	A	Central RDA Stu. Type A	03	006	1512	0000	000000	400	573.41-
072865	0021	09/28/2018	A	Western Stu. Type A	03	006	1512	0000	000000	500	990.45
072865	0025	09/28/2018	A	Western RDA Stu. Type A	03	006	1512	0000	000000	500	895.60-
RCPT CODE SUB-TOTAL:											23,428.84
072716	0002	09/04/2018	A	HS Lunch Deposit - Armstrong	03	006	1513	0000	000000	100	21.00
072805	0003	09/07/2018	A	HS Stu. ALa Carte	03	006	1513	0000	000000	100	1,066.60
072805	0008	09/07/2018	A	Jr. Hi Stu. Ala Carte	03	006	1513	0000	000000	200	264.50
072805	0013	09/07/2018	A	Eastern Stu. Ala Carte	03	006	1513	0000	000000	300	182.55
072805	0018	09/07/2018	A	Central Stu. Ala Carte	03	006	1513	0000	000000	400	87.75
072805	0023	09/07/2018	A	Western Stu. Ala Carte	03	006	1513	0000	000000	500	120.75
072806	0003	09/14/2018	A	HS Stu. ALa Carte	03	006	1513	0000	000000	100	1,178.95
072806	0008	09/14/2018	A	Jr. Hi Stu. Ala Carte	03	006	1513	0000	000000	200	301.50
072806	0013	09/14/2018	A	Eastern Stu. Ala Carte	03	006	1513	0000	000000	300	286.55
072806	0018	09/14/2018	A	Central Stu. Ala Carte	03	006	1513	0000	000000	400	125.50
072806	0023	09/14/2018	A	Western Stu. Ala Carte	03	006	1513	0000	000000	500	151.75
072837	0003	09/21/2018	A	HS Stu. ALa Carte	03	006	1513	0000	000000	100	1,279.55
072837	0008	09/21/2018	A	Jr. Hi Stu. Ala Carte	03	006	1513	0000	000000	200	379.90
072837	0013	09/21/2018	A	Eastern Stu. Ala Carte	03	006	1513	0000	000000	300	226.35
072837	0018	09/21/2018	A	Central Stu. Ala Carte	03	006	1513	0000	000000	400	124.75
072837	0023	09/21/2018	A	Western Stu. Ala Carte	03	006	1513	0000	000000	500	133.75
072865	0003	09/28/2018	A	HS Stu. ALa Carte	03	006	1513	0000	000000	100	1,210.30
072865	0008	09/28/2018	A	Jr. Hi Stu. Ala Carte	03	006	1513	0000	000000	200	393.40
072865	0013	09/28/2018	A	Eastern Stu. Ala Carte	03	006	1513	0000	000000	300	332.72
072865	0018	09/28/2018	A	Central Stu. Ala Carte	03	006	1513	0000	000000	400	135.75
072865	0023	09/28/2018	A	Western Stu. Ala Carte	03	006	1513	0000	000000	500	140.00
RCPT CODE SUB-TOTAL:											8,143.87

STATUS (STS) CODES:

A-RECEIPT B-REFUND OF RECEIPT V-VOID REFUND OF RECEIPT X-REDUCTION OF EXPENDITURE  
 C-APPROPRIATION OR BUDGET MODIFICATIONS D-EXPENSE/SUPPLIES DISTRIBUTION F-FUND TO FUND TRANSFER

TRANS NO	ITEM NO	TRANS DATE	STS	DESCRIPTION OR SOURCE	TI	FUND	RCPT	SPCC	SUBJ	QFU	TRANS AMOUNT
072805	0002	09/07/2018	A	HS Stu. Milk	03	006	1514	0000	000000	100	16.50
072805	0007	09/07/2018	A	Jr. Hi. Stu Milk	03	006	1514	0000	000000	200	4.50
072805	0012	09/07/2018	A	Eastern Stu. Milk	03	006	1514	0000	000000	300	7.00
072805	0017	09/07/2018	A	Central Stu. Milk	03	006	1514	0000	000000	400	10.50
072805	0022	09/07/2018	A	Western Stu. Milk	03	006	1514	0000	000000	500	19.00
072806	0002	09/14/2018	A	HS Stu. Milk	03	006	1514	0000	000000	100	31.00
072806	0007	09/14/2018	A	Jr. Hi. Stu Milk	03	006	1514	0000	000000	200	4.00
072806	0012	09/14/2018	A	Eastern Stu. Milk	03	006	1514	0000	000000	300	12.00
072806	0017	09/14/2018	A	Central Stu. Milk	03	006	1514	0000	000000	400	10.50
072806	0022	09/14/2018	A	Western Stu. Milk	03	006	1514	0000	000000	500	18.50
072837	0002	09/21/2018	A	HS Stu. Milk	03	006	1514	0000	000000	100	20.50
072837	0007	09/21/2018	A	Jr. Hi. Stu Milk	03	006	1514	0000	000000	200	3.00
072837	0012	09/21/2018	A	Eastern Stu. Milk	03	006	1514	0000	000000	300	6.50
072837	0017	09/21/2018	A	Central Stu. Milk	03	006	1514	0000	000000	400	6.50
072837	0022	09/21/2018	A	Western Stu. Milk	03	006	1514	0000	000000	500	14.50
072865	0002	09/28/2018	A	HS Stu. Milk	03	006	1514	0000	000000	100	17.50
072865	0007	09/28/2018	A	Jr. Hi. Stu Milk	03	006	1514	0000	000000	200	3.00
072865	0012	09/28/2018	A	Eastern Stu. Milk	03	006	1514	0000	000000	300	10.00
072865	0017	09/28/2018	A	Central Stu. Milk	03	006	1514	0000	000000	400	10.00
072865	0022	09/28/2018	A	Western Stu. Milk	03	006	1514	0000	000000	500	17.00

RCPT CODE SUB-TOTAL: 242.00

072805	0004	09/07/2018	A	HS Adult Ala Carte	03	006	1523	0000	000000	100	82.25
072805	0009	09/07/2018	A	Jr. Hi Adult Ala Carte	03	006	1523	0000	000000	200	31.75
072805	0014	09/07/2018	A	Eastern Adult Ala Carte	03	006	1523	0000	000000	300	31.25
072805	0019	09/07/2018	A	Central Adult Ala Carte	03	006	1523	0000	000000	400	5.75
072805	0024	09/07/2018	A	Western Adult Ala Carte	03	006	1523	0000	000000	500	16.75
072806	0004	09/14/2018	A	HS Adult Ala Carte	03	006	1523	0000	000000	100	125.80
072806	0009	09/14/2018	A	Jr. Hi Adult Ala Carte	03	006	1523	0000	000000	200	39.00
072806	0014	09/14/2018	A	Eastern Adult Ala Carte	03	006	1523	0000	000000	300	34.00
072806	0019	09/14/2018	A	Central Adult Ala Carte	03	006	1523	0000	000000	400	11.05
072806	0024	09/14/2018	A	Western Adult Ala Carte	03	006	1523	0000	000000	500	16.75
072837	0004	09/21/2018	A	HS Adult Ala Carte	03	006	1523	0000	000000	100	142.50
072837	0009	09/21/2018	A	Jr. Hi Adult Ala Carte	03	006	1523	0000	000000	200	27.75
072837	0014	09/21/2018	A	Eastern Adult Ala Carte	03	006	1523	0000	000000	300	54.00
072837	0019	09/21/2018	A	Central Adult Ala Carte	03	006	1523	0000	000000	400	36.50
072837	0024	09/21/2018	A	Western Adult Ala Carte	03	006	1523	0000	000000	500	11.00
072865	0004	09/28/2018	A	HS Adult Ala Carte	03	006	1523	0000	000000	100	108.60
072865	0009	09/28/2018	A	Jr. Hi Adult Ala Carte	03	006	1523	0000	000000	200	42.55
072865	0014	09/28/2018	A	Eastern Adult Ala Carte	03	006	1523	0000	000000	300	25.00
072865	0019	09/28/2018	A	Central Adult Ala Carte	03	006	1523	0000	000000	400	42.00
072865	0024	09/28/2018	A	Western Adult Ala Carte	03	006	1523	0000	000000	500	8.25

RCPT CODE SUB-TOTAL: 892.50

STATUS (STS) CODES:

- A-RECEIPT B-REFUND OF RECEIPT V-VOID REFUND OF RECEIPT X-REDUCTION OF EXPENDITURE
- C-APPROPRIATION OR BUDGET MODIFICATIONS D-EXPENSE/SUPPLIES DISTRIBUTION F-FUND TO FUND TRANSFER

DATE: 10/02/2018  
TIME: 14:16

LEXINGTON LOCAL SCHOOLS  
TRANS. BY FUND/RCPT, ALL FUNDS  
DATES 09/01/2018 THRU 09/30/2018  
SORTED BY TRANSACTION DATE

PAGE: 7  
(RECLD)

TRANS NO	ITEM NO	TRANS DATE	STS	DESCRIPTION OR SOURCE	TI	FUND	RCPT	SPCC	SUBJ	OPU	TRANS AMOUNT	
072852	0001	09/27/2018	A	Coke Commission Food Service	03	006	1851	0000	000000	000	60.69	
											RCPT CODE SUB-TOTAL:	60.69
072850	0002	09/27/2018	A	GFS FY 18 rebate	03	006	5300	0000	000000	000	3,016.02	
											RCPT CODE SUB-TOTAL:	3,016.02
											FUND CODE SUB-TOTAL:	36,665.72
072864	0005	09/30/2018	A	Richland Bank Interest	03	007	1410	9100	000000	000	23.66	
											RCPT CODE SUB-TOTAL:	23.66
072765	0001	09/12/2018	A	Donation from Western Elem	03	007	1820	9100	000000	100	120.00	
											RCPT CODE SUB-TOTAL:	120.00
											FUND CODE SUB-TOTAL:	143.66
072864	0003	09/30/2018	A	Richland Bank Interest	03	007	1410	9800	000000	000	21.53	
											RCPT CODE SUB-TOTAL:	21.53
											FUND CODE SUB-TOTAL:	21.53
072842	0001	09/24/2018	A	PSAT test	03	018	1690	9100	000000	000	272.00	
072852	0005	09/27/2018	A	Coke Commission High	03	018	1690	9100	000000	000	22.29	
072863	0001	09/28/2018	A	MD coffee service	03	018	1690	9100	000000	000	72.50	
											RCPT CODE SUB-TOTAL:	366.79
072840	0001	09/24/2018	A	Give Back donation	03	018	1820	9100	000000	000	15.00	
											RCPT CODE SUB-TOTAL:	15.00
											FUND CODE SUB-TOTAL:	381.79
072846	0002	09/24/2018	A	school fees princ acct	03	018	1620	9200	000000	000	55.00	
											RCPT CODE SUB-TOTAL:	55.00

STATUS (STS) CODES:

A-RECEIPT B-REFUND OF RECEIPT V-VOID REFUND OF RECEIPT X-REDUCTION OF EXPENDITURE  
C-APPROPRIATION OR BUDGET MODIFICATIONS D-EXPENSE/SUPPLIES DISTRIBUTION F-FUND TO FUND TRANSFER

TRANS NO	ITEM NO	TRANS DATE	STS	DESCRIPTION OR SOURCE	TI	FUND	RCPT	SPCC	SUBJ	OPU	TRANS AMOUNT
072852	0002	09/27/2018	A	Coke Commission Jr High	03	018	1690	9200	000000	000	4.73
RCPT CODE SUB-TOTAL:											4.73
FUND CODE SUB-TOTAL:											59.73
072852	0004	09/27/2018	A	Coke Commission East	03	018	1690	9300	000000	000	34.58
RCPT CODE SUB-TOTAL:											34.58
072747	0001	09/10/2018	A	Running club	03	018	1820	9300	000000	000	35.00
072818	0001	09/20/2018	A	6th gr fieldtrip	03	018	1820	9300	000000	000	165.00
072857	0001	09/28/2018	A	Kona Ice	03	018	1820	9300	000000	000	316.71
RCPT CODE SUB-TOTAL:											516.71
072757	0001	09/14/2018	A	Re-Issue ck#82579 prior fy	03	018	5300	9300	000000	000	150.00
072758	0001	09/14/2018	B	RE-ISSUE CKNO 82579 6TH GRADE	03	018	5300	9300	000000	000	150.00-
RCPT CODE SUB-TOTAL:											0.00
FUND CODE SUB-TOTAL:											551.29
072732	0002	09/06/2018	A	School fees princ acct	03	018	1630	9400	000000	000	2.00
072785	0002	09/13/2018	A	school fees princ acct	03	018	1630	9400	000000	000	2.00
072785	0003	09/13/2018	A	Parent Donations	03	018	1630	9400	000000	000	200.00
072787	0001	09/17/2018	A	school fees princ acct	03	018	1630	9400	000000	000	2.00
072787	0002	09/17/2018	A	Kroger	03	018	1630	9400	000000	000	141.57
072854	0002	09/27/2018	A	School fees princ acct	03	018	1630	9400	000000	000	4.00
RCPT CODE SUB-TOTAL:											351.57
FUND CODE SUB-TOTAL:											351.57
072745	0002	09/05/2018	A	School fees princ acct	03	018	1630	9500	000000	000	40.00
072764	0002	09/12/2018	A	school fees princ acct	03	018	1630	9500	000000	000	10.00
072812	0001	09/18/2018	A	Denim Day	03	018	1630	9500	000000	000	35.00
072813	0001	09/18/2018	A	Kroger proceeds	03	018	1630	9500	000000	000	329.25
072814	0002	09/18/2018	A	school fees princ acct	03	018	1630	9500	000000	000	10.00
072836	0002	09/24/2018	A	school fees princ acct	03	018	1630	9500	000000	000	10.00
RCPT CODE SUB-TOTAL:											434.25

STATUS (STS) CODES:

A-RECEIPT B-REFUND OF RECEIPT V-VOID REFUND OF RECEIPT X-REDUCTION OF EXPENDITURE  
 C-APPROPRIATION OR BUDGET MODIFICATIONS D-EXPENSE/SUPPLIES DISTRIBUTION F-FUND TO FUND TRANSFER

TRANS NO	ITEM NO	TRANS DATE	STS	DESCRIPTION OR SOURCE	TI	FUND	RCPT	SPCC	SUBJ	OPU	TRANS AMOUNT	
072852	0003	09/27/2018	A	Coke Commission Wester	03	018	1690	9500	000000	000	29.48	
											RCPT CODE SUB-TOTAL:	29.48
072828	0001	09/21/2018	A	Donation to Mrs. Betscher's cl	03	018	1820	9500	000000	000	35.00	
											RCPT CODE SUB-TOTAL:	35.00
											FUND CODE SUB-TOTAL:	498.73
072772	0003	09/12/2018	A	PTO Recycling-Central	03	019	1890	9121	000000	000	9.47	
072817	0003	09/20/2018	A	PTO Recycling-Central	03	019	1890	9121	000000	000	8.77	
											RCPT CODE SUB-TOTAL:	18.24
											FUND CODE SUB-TOTAL:	18.24
072772	0001	09/12/2018	A	PTO Recycling-Eastern	03	019	1890	9122	000000	000	9.48	
072817	0001	09/20/2018	A	PTO Recycling-Eastern	03	019	1890	9122	000000	000	8.77	
											RCPT CODE SUB-TOTAL:	18.25
											FUND CODE SUB-TOTAL:	18.25
072772	0002	09/12/2018	A	PTO Recycling-Western	03	019	1890	9123	000000	000	9.48	
072817	0002	09/20/2018	A	PTO Recycling-Western	03	019	1890	9123	000000	000	8.76	
											RCPT CODE SUB-TOTAL:	18.24
											FUND CODE SUB-TOTAL:	18.24
072864	0002	09/30/2018	A	Richland Bank Int. 024	03	024	1410	0000	000000	000	1,798.20	
											RCPT CODE SUB-TOTAL:	1,798.20
072801	0001	09/20/2018	A	Employees' Premiums Sept	03	024	1872	0000	000000	000	65,692.59	
072802	0001	09/20/2018	A	Board's Premiums Sept	03	024	1872	0000	000000	000	365,206.29	
072822	0001	09/20/2018	A	Heck Sept Cobra	03	024	1872	0000	000000	000	2,067.90	
072849	0001	09/27/2018	A	Hallabrin Oct Cobra	03	024	1872	0000	000000	000	2,067.37	
											RCPT CODE SUB-TOTAL:	435,034.15
											FUND CODE SUB-TOTAL:	436,832.35

STATUS (STS) CODES:

A-RECEIPT B-REFUND OF RECEIPT V-VOID REFUND OF RECEIPT X-REDUCTION OF EXPENDITURE  
 C-APPROPRIATION OR BUDGET MODIFICATIONS D-EXPENSE/SUPPLIES DISTRIBUTION F-FUND TO FUND TRANSFER

TRANS NO	ITEH NO	TRANS DATE	STS	DESCRIPTION OR SOURCE	TI	FUND	RCPT	SPCC	SUBJ	OPU	TRANS AMOUNT
072739	0001	09/07/2018	A	Yearbook sales	03	200	1620	9119	000000	000	325.00
072773	0001	09/11/2018	A	Yearbook sales	03	200	1620	9119	000000	000	325.00
072775	0001	09/11/2018	A	Yearbook sales	03	200	1620	9119	000000	000	65.00
072779	0001	09/14/2018	A	Yearbook sales	03	200	1620	9119	000000	000	195.00
072824	0001	09/21/2018	A	Yearbook sales	03	200	1620	9119	000000	000	130.00
RCPT CODE SUB-TOTAL:											1,040.00
072737	0001	09/07/2018	A	Yearbook Ad sales	03	200	1690	9119	000000	000	65.00
072738	0001	09/07/2018	A	Yearbook Ad sales	03	200	1690	9119	000000	000	335.00
072774	0001	09/11/2018	A	Yearbook Ads	03	200	1690	9119	000000	000	360.00
072807	0001	09/21/2018	B	LEXIAN YRBK AD REFUND 17/18	03	200	1690	9119	000000	000	250.00-
072825	0001	09/21/2018	A	Yearbook Ad sales	03	200	1690	9119	000000	000	250.00
072861	0001	09/28/2018	A	Yearbook ad sales	03	200	1690	9119	000000	000	20.00
RCPT CODE SUB-TOTAL:											760.00
FUND CODE SUB-TOTAL:											1,820.00
072838	0001	09/24/2018	A	NHS dues	03	200	1630	9121	000000	000	480.00
RCPT CODE SUB-TOTAL:											480.00
072841	0001	09/24/2018	A	NHS Carwash fundraiser	03	200	1690	9121	000000	000	10,006.00
072855	0001	09/27/2018	A	NHS Carwash fundraiser	03	200	1690	9121	000000	000	10,006.00-
072856	0001	09/27/2018	A	NHS Carwash fundraiser	03	200	1690	9121	000000	000	1,006.00
RCPT CODE SUB-TOTAL:											1,006.00
FUND CODE SUB-TOTAL:											1,496.00
072858	0001	09/28/2018	A	Robotics club dues	03	200	1630	9302	000000	000	435.00
RCPT CODE SUB-TOTAL:											435.00
FUND CODE SUB-TOTAL:											435.00
072847	0001	09/24/2018	A	JH PE vending	03	300	1620	9206	000000	000	260.00
RCPT CODE SUB-TOTAL:											260.00
FUND CODE SUB-TOTAL:											260.00

STATUS (STS) CODES:  
 A-RECEIPT B-REFUND OF RECEIPT V-VOID REFUND OF RECEIPT X-REDUCTION OF EXPENDITURE  
 C-APPROPRIATION OR BUDGET MODIFICATIONS D-EXPENSE/SUPPLIES DISTRIBUTION F-FUND TO FUND TRANSFER

TRANS NO	ITEM NO	TRANS DATE	STS	DESCRIPTION OR SOURCE	TI	FUND	RCPT	SPCC	SUBJ	DFU	TRANS AMOUNT
072718	0001	09/04/2018	A	JH VB Adm 8/29	03	300	1610	9600	000000	714	242.00
072719	0001	09/04/2018	A	Girls Soccer Adm 9/1	03	300	1610	9600	000000	704	496.00
072720	0001	09/04/2018	A	Var FB Adm 9/1	03	300	1610	9600	000000	700	7,307.00
072721	0001	09/04/2018	A	Var FB Pre-sale 9/1	03	300	1610	9600	000000	700	100.00
072723	0001	09/04/2018	A	2018 Fall sports passes	03	300	1610	9600	000000	000	360.00
072715	0001	09/05/2018	A	FB Online adm 8/31 vs. Shelby	03	300	1610	9600	000000	700	18.00
072726	0001	09/05/2018	A	JH VB Adm 9/4	03	300	1610	9600	000000	714	250.00
072727	0001	09/05/2018	A	HS VB Adm 9/4	03	300	1610	9600	000000	702	228.00
072735	0001	09/07/2018	A	2018 Fall season passes	03	300	1610	9600	000000	000	60.00
072778	0001	09/10/2018	A	Girls soccer adm 9/6	03	300	1610	9600	000000	704	291.00
072766	0001	09/12/2018	A	JH FB Adm 9/11	03	300	1610	9600	000000	713	520.00
072767	0001	09/12/2018	A	HS VB Adm 9/11	03	300	1610	9600	000000	702	204.00
072769	0001	09/13/2018	A	JH VB Adm 9/12	03	300	1610	9600	000000	714	274.00
072769	0002	09/13/2018	A	overage	03	300	1610	9600	000000	714	10.00
072770	0001	09/13/2018	A	2018 Fall sports passes	03	300	1610	9600	000000	000	40.00
072781	0001	09/14/2018	A	Girls soccer adm 9/13	03	300	1610	9600	000000	704	456.00
072782	0001	09/14/2018	A	JH VB adm 9/13	03	300	1610	9600	000000	714	182.00
072794	0001	09/17/2018	A	2018 Fall passes	03	300	1610	9600	000000	000	20.00
072795	0001	09/17/2018	A	Var FB Adm 9/14	03	300	1610	9600	000000	700	5,414.00
072797	0001	09/17/2018	A	Girls soccer adm 9/15	03	300	1610	9600	000000	703	234.00
072798	0001	09/18/2018	A	JH VB adm 9/17	03	300	1610	9600	000000	714	304.00
072800	0001	09/18/2018	A	Boys soccer adm 9/17	03	300	1610	9600	000000	703	176.00
072815	0001	09/19/2018	A	Boys soccer adm 9/17	03	300	1610	9600	000000	703	594.00
072816	0001	09/19/2018	A	HS VB adm 9/17	03	300	1610	9600	000000	702	306.00
072820	0001	09/20/2018	A	JH FB adm 9/19	03	300	1610	9600	000000	713	960.00
072821	0001	09/20/2018	A	Girls Soccer adm 9/19	03	300	1610	9600	000000	704	266.00
072829	0001	09/24/2018	A	Var FB adm 9/21	03	300	1610	9600	000000	700	3,998.00
072844	0001	09/24/2018	A	JH FB Adm 9/25	03	300	1610	9600	000000	713	180.00
072845	0001	09/24/2018	A	HS VB Adm	03	300	1610	9600	000000	702	308.00
072859	0001	09/28/2018	A	Girls Soccer Adm	03	300	1610	9600	000000	704	468.00
072860	0001	09/28/2018	A	JH VB Adm	03	300	1610	9600	000000	714	268.00
RCPT CODE SUB-TOTAL:											24,534.00
072724	0001	09/04/2018	A	FB Program sales 9/1	03	300	1620	9600	000000	700	400.00
072783	0001	09/15/2018	A	FB program sales 9/14	03	300	1620	9600	000000	700	200.00
072830	0001	09/24/2018	A	FB 9/21 program sales	03	300	1620	9600	000000	700	150.00
RCPT CODE SUB-TOTAL:											750.00
072722	0001	09/04/2018	A	2018/19 Program Ads	03	300	1690	9600	000000	000	400.00
072728	0001	09/05/2018	A	2018/19 Program Ads	03	300	1690	9600	000000	000	1,190.00
072729	0001	09/05/2018	A	2018/19 Program Ads	03	300	1690	9600	000000	000	1,250.00
072733	0001	09/07/2018	A	2018/19 Program Ads	03	300	1690	9600	000000	000	100.00

STATUS (STS) CODES:

A-RECEIPT B-REFUND OF RECEIPT V-VOID REFUND OF RECEIPT X-REDUCTION OF EXPENDITURE  
 C-APPROPRIATION OR BUDGET MODIFICATIONS D-EXPENSE/SUPPLIES DISTRIBUTION F-FUND TO FUND TRANSFER



TRANS NO	ITEM NO	TRANS DATE	STS	DESCRIPTION OR SOURCE	TI	FUND	RCPT	SPCC	SUBJ	OPU	TRANS AMOUNT
072734	0001	09/07/2018	A	2018/19 Program Ads	03	300	1690	9600	000000	000	1,250.00
072789	0001	09/17/2018	A	2018/19 Program Ads	03	300	1690	9600	000000	000	335.00
072804	0001	09/19/2018	A	2018/19 Ads -	03	300	1690	9600	000000	000	1,500.00
072831	0001	09/24/2018	A	Ohio Healt	03	300	1690	9600	000000	000	3,000.00
072833	0001	09/24/2018	A	2018/19 Program ads	03	300	1690	9600	000000	000	355.00
RCPT CODE SUB-TOTAL:											9,380.00
072730	0001	09/05/2018	A	2018 Girls Golf Invite	03	300	1890	9600	000000	706	1,000.00
072731	0001	09/05/2018	A	Girls Tennis Invite Fee	03	300	1890	9600	000000	705	200.00
072736	0001	09/07/2018	A	2018 Girls Tennis Invite	03	300	1890	9600	000000	705	200.00
072784	0001	09/14/2018	A	Girls golf invite	03	300	1890	9600	000000	706	500.00
072793	0001	09/17/2018	A	Boys Golf invite	03	300	1890	9600	000000	706	285.00
072832	0001	09/24/2018	A	2018 Boys Golf invite	03	300	1890	9600	000000	706	570.00
072851	0001	09/27/2018	A	2018 Boys Golf Invite	03	300	1890	9600	000000	706	285.00
RCPT CODE SUB-TOTAL:											3,040.00
FUND CODE SUB-TOTAL:											37,704.00
072762	0001	09/17/2018	A	IDEA-B Revenue	03	516	4220	9018	000000	000	236.48
RCPT CODE SUB-TOTAL:											236.48
FUND CODE SUB-TOTAL:											236.48
072792	0001	09/20/2018	A	IDEA-B Revenue	03	516	4220	9019	000000	000	26,770.39
RCPT CODE SUB-TOTAL:											26,770.39
FUND CODE SUB-TOTAL:											26,770.39
072790	0001	09/19/2018	A	Title I Revenue	03	572	4220	9018	000000	000	1,256.13
RCPT CODE SUB-TOTAL:											1,256.13
FUND CODE SUB-TOTAL:											1,256.13
072791	0001	09/20/2018	A	Title I Revenue	03	572	4220	9019	000000	000	22,574.91
RCPT CODE SUB-TOTAL:											22,574.91

STATUS (STS) CODES:

A-RECEIPT B-REFUND OF RECEIPT V-VOID REFUND OF RECEIPT X-REDUCTION OF EXPENDITURE  
 C-APPROPRIATION OR BUDGET MODIFICATIONS D-EXPENSE/SUPPLIES DISTRIBUTION F-FUND TO FUND TRANSFER

DATE: 10/02/2018  
TIME: 14:16

LEXINGTON LOCAL SCHOOLS  
TRANS. BY FUND/RCPT, ALL FUNDS  
DATES 09/01/2018 THRU 09/30/2018  
SORTED BY TRANSACTION DATE

PAGE: 13  
(RECLD)

TRANS NO	ITEM NO	TRANS DATE	STS	DESCRIPTION OR SOURCE	TI	FUND	RCPT	SPCC	SUBJ	OPU	TRANS AMOUNT	
											FUND CODE SUB-TOTAL:	22,574.91
072796	0001	09/20/2018	A	IDEA ECSE Revenue	03	587	4220	9019	000000	000	377.19	
											RCPT CODE SUB-TOTAL:	377.19
											FUND CODE SUB-TOTAL:	377.19
072799	0001	09/20/2018	A	Title II-A Revenue	03	590	4220	9019	000000	000	2,463.34	
											RCPT CODE SUB-TOTAL:	2,463.34
											FUND CODE SUB-TOTAL:	2,463.34
											GRAND TOTAL:	1,536,171.86

STATUS (STS) CODES:

A-RECEIPT B-REFUND OF RECEIPT V-VOID REFUND OF RECEIPT X-REDUCTION OF EXPENDITURE  
C-APPROPRIATION OR BUDGET MODIFICATIONS D-EXPENSE/SUPPLIES DISTRIBUTION F-FUND TO FUND TRANSFER

	FYTD Receivable	FYTD Actual Receipts	MTD Actual Receipts	YTD Actual Receipts	FYTD Balance Receivable	FYTD Percent Received
*****TOTAL FOR FUND-SCC 001 0000 (GENERAL FUND):	24,495,508.00	7,881,583.46	965,116.79	20,824,434.54	16,613,924.54	32.18
*****TOTAL FOR FUND-SCC 003 0000 (PERMANENT IMPROVEMENT FUND):	702,632.00	262,871.67	110.53	658,868.61	439,760.33	37.41
*****TOTAL FOR FUND-SCC 006 0000 (FOOD SERVICE FUND):	755,799.00	65,813.97	36,665.72	530,945.09	689,985.03	8.71
*****TOTAL FOR FUND-SCC 007 9100 (LEXINGTON MINUTEMEN ACADEMIC SCHOLARSHIP FUND):	6,040.00	182.48	143.66	2,195.72	5,857.52	3.02
*****TOTAL FOR FUND-SCC 007 9800 (TERRY McCAMMON SCHOLARSHIP FUND):	350.00	57.15	21.53	344.64	292.85	16.33
*****TOTAL FOR FUND-SCC 018 9100 (HIGH SCHOOL PRINCIPAL'S FUND):	10,628.00	628.88	381.79	7,538.91	9,999.12	5.92
*****TOTAL FOR FUND-SCC 018 9200 (JUNIOR HIGH PRINCIPAL'S FUND):	5,233.00	4,210.73	59.73	4,692.48	1,022.27	80.46
*****TOTAL FOR FUND-SCC 018 9300 (EASTERN PRINCIPAL'S FUND):	9,609.00	2,189.54	551.29	6,170.11	7,419.46	22.79
*****TOTAL FOR FUND-SCC 018 9301 (EASTERN ELEMENTARY BOOKFAIR/BOXTOPS FUND):	6,539.00	0.00	0.00	6,539.40	6,539.00	0.00
*****TOTAL FOR FUND-SCC 018 9302 (EASTERN ELEMENTARY MATH):	1,226.00	0.00	0.00	0.00	1,226.00	0.00

\*\*\* NOTE!! ONLY ACTIVE ACCOUNTS HAVE BEEN SELECTED, TOTALS MAY EXCLUDE AMOUNTS THAT ARE RELATED TO INACTIVE ACCOUNTS. \*\*\*

	FYTD Receivable	FYTD Actual Receipts	MTD Actual Receipts	YTD Actual Receipts	FYTD Balance Receivable	FYTD Percent Received
*****TOTAL FOR FUND-SCC 018 9400 (CENTRAL PRINCIPAL'S FUND):	5,785.00	633.57	351.57	4,657.34	5,151.43	10.95
*****TOTAL FOR FUND-SCC 018 9401 (CENTRAL ELEMENTARY BOOKFAIR FUND):	4,548.00	0.00	0.00	1,216.13	4,548.00	0.00
*****TOTAL FOR FUND-SCC 018 9402 (CENTRAL ELEMENTARY ART):	1,415.00	0.00	0.00	1,415.00	1,415.00	0.00
*****TOTAL FOR FUND-SCC 018 9500 (WESTERN PRINCIPAL'S FUND):	6,709.00	2,683.84	498.73	5,283.23	4,025.16	40.00
*****TOTAL FOR FUND-SCC 018 9501 (WESTERN ELEMENTARY BOOKFAIR/BOXTOPS FUND):	5,976.00	0.00	0.00	1,591.29	5,976.00	0.00
*****TOTAL FOR FUND-SCC 018 9503 (WESTERN ELEMENTARY ART):	2,455.00	0.00	0.00	2,455.00	2,455.00	0.00
*****TOTAL FOR FUND-SCC 019 9121 (CENTRAL ELEMENTARY PTO GRANTS):	1,171.00	36.51	18.24	116.39	1,134.49	3.12
*****TOTAL FOR FUND-SCC 019 9122 (EASTERN ELEMENTARY PTO GRANTS):	1,171.00	36.51	18.25	116.41	1,134.49	3.12
*****TOTAL FOR FUND-SCC 019 9123 (WESTERN ELEMENTARY PTO GRANTS):	1,171.00	36.51	18.24	116.43	1,134.49	3.12
*****TOTAL FOR FUND-SCC 019 9208 (RICHLAND CO FOUND-BUILD A COMM OF READERS):	0.00	0.00	0.00	10.32-	0.00	0.00

\*\*\* NOTE!! ONLY ACTIVE ACCOUNTS HAVE BEEN SELECTED, TOTALS MAY EXCLUDE AMOUNTS THAT ARE RELATED TO INACTIVE ACCOUNTS. \*\*\*

	FYTD Receivable	FYTD Actual Receipts	MTD Actual Receipts	YTD Actual Receipts	FYTD Balance Receivable	FYTD Percent Received
*****TOTAL FOR FUND-SCC 019 9209 (RICH CD FOUND-LEARN TO READ FOR A LIFETIME):	0.00	0.00	0.00	59.95-	0.00	0.00
*****TOTAL FOR FUND-SCC 019 9210 (RICH CD FOUND-MULTI-SENS APPROACH TO LEARNING):	0.00	0.00	0.00	0.46-	0.00	0.00
*****TOTAL FOR FUND-SCC 019 9211 (RICH CD FOUND-BEE AWARENESS):	0.00	0.00	0.00	17.58-	0.00	0.00
*****TOTAL FOR FUND-SCC 019 9212 (RICH CD FOUND-DONT LET THE PIGEON STOP TALK):	0.00	0.00	0.00	19.17-	0.00	0.00
*****TOTAL FOR FUND-SCC 019 9213 (RICH CD FOUND-BRAIN GAMES 5.0):	0.00	0.00	0.00	71.51-	0.00	0.00
*****TOTAL FOR FUND-SCC 019 9215 (RICH CD FOUND-SEE THE CIVILIZATION):	0.00	0.00	0.00	31.92-	0.00	0.00
*****TOTAL FOR FUND-SCC 019 9218 (RICH CD FOUND-WRITE STUFF STEAM KIT):	1,172.57	1,172.57	0.00	1,172.57	0.00	100.00
*****TOTAL FOR FUND-SCC 019 9301 (RICH CD FOUND/SECO ROBOTICS GRANT (HEIMANN)):	15,000.00	0.00	0.00	15,600.00	15,000.00	0.00
*****TOTAL FOR FUND-SCC 022 9601 (OHSAA TOURNAMENT AGENCY FUND):	76,290.00	6,461.66-	0.00	48,890.65	82,751.66	8.47-
*****TOTAL FOR FUND-SCC 024 0000 (EMPLOYEE BENEFITS FUND FOR MEDICAL/DENTAL):	4,921,275.00	1,302,214.97	436,832.35	3,890,007.88	3,619,060.03	26.46

\*\*\* NOTE!! ONLY ACTIVE ACCOUNTS HAVE BEEN SELECTED, TOTALS MAY EXCLUDE AMOUNTS THAT ARE RELATED TO INACTIVE ACCOUNTS. \*\*\*

	FYTD Receivable	FYTD Actual Receipts	MTD Actual Receipts	YTD Actual Receipts	FYTD Balance Receivable	FYTD Percent Received
*****TOTAL FOR FUND-SCC 200 9102 (HIGH SCHOOL DRAMA CLUB):	15,893.00	0.00	0.00	15,842.50	15,893.00	0.00
*****TOTAL FOR FUND-SCC 200 9104 (HIGH SCHOOL LEADERSHIP COUNCIL):	3,712.00	0.00	0.00	430.00	3,712.00	0.00
*****TOTAL FOR FUND-SCC 200 9105 (HIGH SCHOOL FRENCH CLUB):	184.00	0.00	0.00	0.00	184.00	0.00
*****TOTAL FOR FUND-SCC 200 9107 (HIGH SCHOOL SPANISH CLUB):	400.00	0.00	0.00	170.00	400.00	0.00
*****TOTAL FOR FUND-SCC 200 9108 (HIGH SCHOOL LED CLUB):	955.00	0.00	0.00	144.91	955.00	0.00
*****TOTAL FOR FUND-SCC 200 9114 (HIGH SCHOOL STUDENT COUNCIL FUND):	958.00	0.00	0.00	477.50	958.00	0.00
*****TOTAL FOR FUND-SCC 200 9115 (HIGH SCHOOL KEY CLUB):	436.00	0.00	0.00	36.00	436.00	0.00
*****TOTAL FOR FUND-SCC 200 9119 (HIGH SCHOOL YEARBOOK FUND):	13,323.00	7,950.00	1,820.00	12,735.00	5,373.00	59.67
*****TOTAL FOR FUND-SCC 200 9121 (HIGH SCHOOL NATIONAL HONOR SOCIETY):	1,590.00	1,486.00	1,486.00	1,686.00	104.00	93.46
*****TOTAL FOR FUND-SCC 200 9201 (JUNIOR HIGH ART CLUB):	96.00	56.20	0.00	56.20	39.80	58.54

\*\*\* NOTE!! ONLY ACTIVE ACCOUNTS HAVE BEEN SELECTED, TOTALS MAY EXCLUDE AMOUNTS THAT ARE RELATED TO INACTIVE ACCOUNTS. \*\*\*

	FYTD Receivable	FYTD Actual Receipts	MTD Actual Receipts	YTD Actual Receipts	FYTD Balance Receivable	FYTD Percent Received
*****TOTAL FOR FUND-SCC 200 9204 (JUNIOR HIGH STUDENT COUNCIL FUND):	1,686.00	0.00	0.00	542.50	1,686.00	0.00
*****TOTAL FOR FUND-SCC 200 9301 (EASTERN ELEMENTARY STUDENT ACTIVITY FUND):	2,225.00	0.00	0.00	1,395.06	2,225.00	0.00
*****TOTAL FOR FUND-SCC 200 9302 (EASTERN ELEMENTARY ROBOTICS FUND):	0.00	435.00	435.00	435.00	435.00-	0.00
*****TOTAL FOR FUND-SCC 200 9611 (HIGH SCHOOL INFORMED TEENS FUND):	1,402.00	0.00	0.00	0.00	1,402.00	0.00
*****TOTAL FOR FUND-SCC 200 9612 (JUNIOR HIGH INFORMED TEENS FUND):	736.00	0.00	0.00	575.80	736.00	0.00
*****TOTAL FOR FUND-SCC 300 9115 (JAZZ BAND):	528.00	0.00	0.00	528.00	528.00	0.00
*****TOTAL FOR FUND-SCC 300 9116 (CHOIR):	200.00	0.00	0.00	0.00	200.00	0.00
*****TOTAL FOR FUND-SCC 300 9206 (JUNIOR HIGH PHYS ED DEPARTMENT FUND):	2,910.00	510.00	260.00	1,830.00	2,400.00	17.53
*****TOTAL FOR FUND-SCC 300 9600 (ATHLETIC FUND):	227,988.00	98,471.60	37,704.00	164,475.46	129,516.40	43.19
*****TOTAL FOR FUND-SCC 300 9601 (ATHLETIC CAPITAL FUND):	26,000.00	0.00	0.00	13,000.00	26,000.00	0.00

\*\*\* NOTE!! ONLY ACTIVE ACCOUNTS HAVE BEEN SELECTED, TOTALS MAY EXCLUDE AMOUNTS THAT ARE RELATED TO INACTIVE ACCOUNTS. \*\*\*

	FYTD Receivable	FYTD Actual Receipts	MTD Actual Receipts	YTD Actual Receipts	FYTD Balance Receivable	FYTD Percent Received
*****TOTAL FOR FUND-SCC 300 9603 (ELEMENTARY MUSIC):	276.00	0.00	0.00	276.00	276.00	0.00
*****TOTAL FOR FUND-SCC 451 9018 (Network Connectivity FY 2018):	0.00	0.00	0.00	4,500.00	0.00	0.00
*****TOTAL FOR FUND-SCC 451 9019 (Network Connectivity FY 2019):	9,000.00	0.00	0.00	0.00	9,000.00	0.00
*****TOTAL FOR FUND-SCC 499 9018 (SECONDARY TRANSITION ENHANCEMENT FUND):	1,171.00	1,171.00	0.00	1,171.00	0.00	100.00
*****TOTAL FOR FUND-SCC 516 9018 (IDEA-B SPECIAL EDUCATION FY18):	85,890.06	86,126.54	236.48	354,318.84	236.48	100.28
*****TOTAL FOR FUND-SCC 516 9019 (IDEA-B SPECIAL EDUCATION FY19):	561,089.77	26,770.39	26,770.39	26,770.39	534,319.38	4.77
*****TOTAL FOR FUND-SCC 572 9018 (TITLE I FY18):	49,793.26	51,049.39	1,256.13	194,989.95	1,256.13	102.52
*****TOTAL FOR FUND-SCC 572 9019 (TITLE I FY19):	270,406.27	22,574.91	22,574.91	22,574.91	247,831.36	8.35
*****TOTAL FOR FUND-SCC 587 9018 (EARLY CHILDHOOD SPECIAL EDUCATION IDEA FY18):	515.19	515.19	0.00	5,415.43	0.00	100.00
*****TOTAL FOR FUND-SCC 587 9019 (EARLY CHILDHOOD SPECIAL EDUCATION IDEA FY19):	28,685.67	377.19	377.19	377.19	28,308.48	1.31

\*\*\* NOTE!! ONLY ACTIVE ACCOUNTS HAVE BEEN SELECTED, TOTALS MAY EXCLUDE AMOUNTS THAT ARE RELATED TO INACTIVE ACCOUNTS. \*\*\*



	FYTD Receivable	FYTD Actual Receipts	NTD Actual Receipts	YTD Actual Receipts	FYTD Balance Receivable	FYTD Percent Received
*****TOTAL FOR FUND-SCC 590 9018 (TITLE II-A IMPROVING TEACHER QUALITY FY18):	0.00	0.00	0.00	33,650.21	0.00	0.00
*****TOTAL FOR FUND-SCC 590 9019 (TITLE II-A IMPROVING TEACHER QUALITY FY19):	55,035.92	2,463.34	2,463.34	2,463.34	52,572.58	4.48
*****TOTAL FOR FUND-SCC 599 9018 (TITLE IV):	0.00	0.00	0.00	6,600.00	0.00	0.00
*****TOTAL FOR FUND-SCC 599 9019 (TITLE IV):	26,103.87	0.00	0.00	0.00	26,103.87	0.00
*****GRAND TOTALS:	32,426,891.58	9,817,847.45	1,536,171.86	26,881,624.10	22,609,044.13	30.28

\*\*\* NOTE!! ONLY ACTIVE ACCOUNTS HAVE BEEN SELECTED, TOTALS MAY EXCLUDE AMOUNTS THAT ARE RELATED TO INACTIVE ACCOUNTS. \*\*\*

LEXINGTON LOCAL SCHOOLS  
 Appropriation Account Summary  
 SORTED BY FUND-SCC/ACCT

FYTD Appropriated	Prior FY Carryover Encumbrances	FYTD Expendable	FYTD Actual Expenditures	MTD Actual Expenditures	Current + Future Encumbrances	FYTD Remaining Balance	FYTD Percent Exp/Enc
*****TOTAL FOR FUND-SCC 001 0000 (GENERAL FUND):							
25,285,460.70	46,429.80	25,331,890.50	6,202,904.84	2,102,865.74	2,079,926.07	17,049,059.59	32.70
*****TOTAL FOR FUND-SCC 003 0000 (PERMANENT IMPROVEMENT FUND):							
740,828.27	6,555.13	747,383.40	527,599.28	36,048.50	41,786.48	177,997.64	76.18
*****TOTAL FOR FUND-SCC 006 0000 (FOOD SERVICE FUND):							
760,280.38	366.83	760,647.21	166,554.52	63,820.18	209,823.83	384,268.86	49.48
*****TOTAL FOR FUND-SCC 007 9100 (LEXINGTON MINUTEMEN ACADEMIC SCHOLARSHIP FUND):							
8,000.00	500.00	8,500.00	0.00	0.00	5,500.00	3,000.00	64.71
*****TOTAL FOR FUND-SCC 007 9800 (TERRY McCAMMON SCHOLARSHIP FUND):							
500.00	0.00	500.00	0.00	0.00	0.00	500.00	0.00
*****TOTAL FOR FUND-SCC 018 9100 (HIGH SCHOOL PRINCIPAL'S FUND):							
12,052.00	0.00	12,052.00	154.50	8.00	8,480.00	3,417.50	71.64
*****TOTAL FOR FUND-SCC 018 9200 (JUNIOR HIGH PRINCIPAL'S FUND):							
4,340.00	2,380.00	6,720.00	0.00	0.00	9,715.09	2,995.09	144.57
*****TOTAL FOR FUND-SCC 018 9300 (EASTERN PRINCIPAL'S FUND):							
13,246.00	827.80	14,073.80	1,559.65	630.25	1,883.80	10,630.35	24.47
*****TOTAL FOR FUND-SCC 018 9301 (EASTERN ELEMENTARY BOOKFAIR/BOXTOPS FUND):							
6,931.00	0.00	6,931.00	512.63	47.96	12,032.04	5,613.67	180.99
*****TOTAL FOR FUND-SCC 018 9302 (EASTERN ELEMENTARY MATH):							
715.00	0.00	715.00	0.00	0.00	0.00	715.00	0.00

\*\*\* NOTE!! ONLY ACTIVE ACCOUNTS HAVE BEEN SELECTED, TOTALS MAY EXCLUDE AMOUNTS THAT ARE RELATED TO INACTIVE ACCOUNTS. \*\*\*

LEXINGTON LOCAL SCHOOLS  
 Appropriation Account Summary  
 SORTED BY FUND-SCC/ACCT

FYTD Appropriated	Prior FY Carryover Encumbrances	FYTD Expendable	FYTD Actual Expenditures	MTD Actual Expenditures	Current + Future Encumbrances	FYTD Remaining Balance	FYTD Percent Exp/Enc
*****TOTAL FOR FUND-SCC 018 9400 (CENTRAL PRINCIPAL'S FUND):							
5,121.00	437.96	5,558.96	212.78	212.78	725.18	4,621.00	16.87
*****TOTAL FOR FUND-SCC 018 9401 (CENTRAL ELEMENTARY BOOKFAIR FUND):							
5,937.00	0.00	5,937.00	0.00	0.00	4,099.00	1,838.00	69.04
*****TOTAL FOR FUND-SCC 018 9402 (CENTRAL ELEMENTARY ART):							
1,096.00	0.00	1,096.00	0.00	0.00	0.00	1,096.00	0.00
*****TOTAL FOR FUND-SCC 018 9500 (WESTERN PRINCIPAL'S FUND):							
5,039.00	473.51	5,512.51	431.96	0.00	2,370.10	2,710.45	50.83
*****TOTAL FOR FUND-SCC 018 9501 (WESTERN ELEMENTARY BOOKFAIR/BOXTOPS FUND):							
6,474.00	0.00	6,474.00	0.00	0.00	0.00	6,474.00	0.00
*****TOTAL FOR FUND-SCC 018 9503 (WESTERN ELEMENTARY ART):							
1,918.00	0.00	1,918.00	0.00	0.00	0.00	1,918.00	0.00
*****TOTAL FOR FUND-SCC 018 9901 (JUNIOR HIGH TEACHER ADVISORY FUND):							
109.25	0.00	109.25	0.00	0.00	0.00	109.25	0.00
*****TOTAL FOR FUND-SCC 019 9121 (CENTRAL ELEMENTARY PTO GRANTS):							
1,324.65	250.00	1,574.65	0.00	0.00	1,250.00	324.65	79.38
*****TOTAL FOR FUND-SCC 019 9122 (EASTERN ELEMENTARY PTO GRANTS):							
1,547.22	0.00	1,547.22	268.22	268.22	0.00	1,279.00	17.34
*****TOTAL FOR FUND-SCC 019 9123 (WESTERN ELEMENTARY PTO GRANTS):							
4,707.40	0.00	4,707.40	0.00	0.00	0.00	4,707.40	0.00

\*\*\* NOTE!! ONLY ACTIVE ACCOUNTS HAVE BEEN SELECTED, TOTALS MAY EXCLUDE AMOUNTS THAT ARE RELATED TO INACTIVE ACCOUNTS. \*\*\*

LEXINGTON LOCAL SCHOOLS  
 Appropriation Account Summary  
 SORTED BY FUND-SCC/ACCT

FYTD Appropriated	Prior FY Carryover Encumbrances	FYTD Expendable	FYTD Actual Expenditures	MTD Actual Expenditures	Current + Future Encumbrances	FYTD Remaining Balance	FYTD Percent Exp/Enc
*****TOTAL FOR FUND-SCC 019 9200 (RICHLAND COUNTY FOUNDATION GRANT PLAYGROUND):							
200.00	0.00	200.00	0.00	0.00	0.00	200.00	0.00
=====							
*****TOTAL FOR FUND-SCC 019 9218 (RICH CO FOUND-WRITE STUFF STEAM KIT):							
1,172.57	0.00	1,172.57	436.49	436.49	0.00	736.08	37.23
=====							
*****TOTAL FOR FUND-SCC 019 9301 (RICH CO FOUND/SECO ROBOTICS GRANT (HEIMANN)):							
15,600.00	0.00	15,600.00	0.00	0.00	600.00	15,000.00	3.85
=====							
*****TOTAL FOR FUND-SCC 022 9601 (OHSAA TOURNAMENT AGENCY FUND):							
74,027.00	246.56	74,273.56	243.86	28.86	69,048.30	4,981.40	93.29
=====							
*****TOTAL FOR FUND-SCC 024 0000 (EMPLOYEE BENEFITS FUND FOR MEDICAL/DENTAL):							
4,459,905.00	0.00	4,459,905.00	1,346,673.25	386,196.94	24,750.00	3,088,481.75	30.75
=====							
*****TOTAL FOR FUND-SCC 200 9101 (HIGH SCHOOL ART CLUB):							
93.76	0.00	93.76	0.00	0.00	0.00	93.76	0.00
=====							
*****TOTAL FOR FUND-SCC 200 9102 (HIGH SCHOOL DRAMA CLUB):							
17,216.00	5,110.00	22,326.00	4,444.78	0.00	910.00	16,971.22	23.98
=====							
*****TOTAL FOR FUND-SCC 200 9103 (HIGH SCHOOL MATH CLUB):							
52.70	0.00	52.70	0.00	0.00	0.00	52.70	0.00
=====							
*****TOTAL FOR FUND-SCC 200 9104 (HIGH SCHOOL LEADERSHIP COUNCIL):							
3,656.00	0.00	3,656.00	0.00	0.00	0.00	3,656.00	0.00
=====							
*****TOTAL FOR FUND-SCC 200 9105 (HIGH SCHOOL FRENCH CLUB):							
107.00	0.00	107.00	0.00	0.00	0.00	107.00	0.00
=====							

\*\*\* NOTE!! ONLY ACTIVE ACCOUNTS HAVE BEEN SELECTED, TOTALS MAY EXCLUDE AMOUNTS THAT ARE RELATED TO INACTIVE ACCOUNTS. \*\*\*

LEXINGTON LOCAL SCHOOLS  
 Appropriation Account Summary  
 SORTED BY FUND-SCC/ACCT

FYTD Appropriated	Prior FY Carryover Encumbrances	FYTD Expendable	FYTD Actual Expenditures	MTD Actual Expenditures	Current + Future Encumbrances	FYTD Remaining Balance	FYTD Percent Exp/Enc
*****TOTAL FOR FUND-SCC 200 9107 (HIGH SCHOOL SPANISH CLUB):							
483.00	0.00	483.00	0.00	0.00	0.00	483.00	0.00
*****TOTAL FOR FUND-SCC 200 9108 (HIGH SCHOOL LEO CLUB):							
709.00	0.00	709.00	0.00	0.00	2,000.00	1,291.00	282.09
*****TOTAL FOR FUND-SCC 200 9114 (HIGH SCHOOL STUDENT COUNCIL FUND):							
2,276.86	0.00	2,276.86	173.60	155.10	2,326.40	223.14	109.80
*****TOTAL FOR FUND-SCC 200 9115 (HIGH SCHOOL KEY CLUB):							
732.00	117.79	849.79	0.00	0.00	117.79	732.00	13.86
*****TOTAL FOR FUND-SCC 200 9116 (HIGH SCHOOL CHESS CLUB):							
321.00	0.00	321.00	0.00	0.00	0.00	321.00	0.00
*****TOTAL FOR FUND-SCC 200 9119 (HIGH SCHOOL YEARBOOK FUND):							
19,562.00	9,136.66	28,698.66	19,930.78	10,871.86	4,128.14	4,639.74	83.83
*****TOTAL FOR FUND-SCC 200 9120 (HIGH SCHOOL JOURNALISM FUND):							
165.00	0.00	165.00	0.00	0.00	0.00	165.00	0.00
*****TOTAL FOR FUND-SCC 200 9121 (HIGH SCHOOL NATIONAL HONOR SOCIETY):							
1,420.00	0.00	1,420.00	385.00	0.00	0.00	1,035.00	27.11
*****TOTAL FOR FUND-SCC 200 9201 (JUNIOR HIGH ART CLUB):							
481.13	0.00	481.13	0.00	0.00	0.00	481.13	0.00
*****TOTAL FOR FUND-SCC 200 9204 (JUNIOR HIGH STUDENT COUNCIL FUND):							
1,128.00	0.00	1,128.00	0.00	0.00	620.00	508.00	54.96

\*\*\* NOTE!! ONLY ACTIVE ACCOUNTS HAVE BEEN SELECTED, TOTALS MAY EXCLUDE AMOUNTS THAT ARE RELATED TO INACTIVE ACCOUNTS. \*\*\*

LEXINGTON LOCAL SCHOOLS  
 Appropriation Account Summary  
 SORTED BY FUND-SCC/ACCT

FYTD Appropriated	Prior FY Carryover Encumbrances	FYTD Expendable	FYTD Actual Expenditures	MTD Actual Expenditures	Current + Future Encumbrances	FYTD Remaining Balance	FYTD Percent Exp/Enc
*****TOTAL FOR FUND-SCC 200 9205 (JUNIOR HIGH LIBRARY CLUB):							
77.65	0.00	77.65	0.00	0.00	0.00	77.65	0.00
*****TOTAL FOR FUND-SCC 200 9301 (EASTERN ELEMENTARY STUDENT ACTIVITY FUND):							
1,764.00	0.00	1,764.00	0.00	0.00	500.00	1,264.00	28.34
*****TOTAL FOR FUND-SCC 200 9611 (HIGH SCHOOL INFORMED TEENS FUND):							
1,454.00	0.00	1,454.00	0.00	0.00	0.00	1,454.00	0.00
*****TOTAL FOR FUND-SCC 200 9612 (JUNIOR HIGH INFORMED TEENS FUND):							
530.00	0.00	530.00	0.00	0.00	0.00	530.00	0.00
*****TOTAL FOR FUND-SCC 300 9115 (JAZZ BAND):							
649.00	0.00	649.00	0.00	0.00	0.00	649.00	0.00
*****TOTAL FOR FUND-SCC 300 9116 (CHOIR):							
1,302.20	0.00	1,302.20	0.00	0.00	0.00	1,302.20	0.00
*****TOTAL FOR FUND-SCC 300 9206 (JUNIOR HIGH PHYS ED DEPARTMENT FUND):							
2,453.00	0.00	2,453.00	586.71	586.71	2,363.29	497.00	120.26
*****TOTAL FOR FUND-SCC 300 9600 (ATHLETIC FUND):							
222,500.00	8,272.86	230,772.86	84,481.05	40,804.38	96,362.61	49,929.20	78.36
*****TOTAL FOR FUND-SCC 300 9602 (ORCHESTRA):							
63.22	0.00	63.22	0.00	0.00	0.00	63.22	0.00
*****TOTAL FOR FUND-SCC 300 9603 (ELEMENTARY MUSIC):							
1,552.00	0.00	1,552.00	0.00	0.00	0.00	1,552.00	0.00

\*\*\* NOTE!! ONLY ACTIVE ACCOUNTS HAVE BEEN SELECTED, TOTALS MAY EXCLUDE AMOUNTS THAT ARE RELATED TO INACTIVE ACCOUNTS. \*\*\*

LEXINGTON LOCAL SCHOOLS  
 Appropriation Account Summary  
 SORTED BY FUND-SCC/ACCT

FYTD Appropriated	Prior FY Carryover Encumbrances	FYTD Expendable	FYTD Actual Expenditures	MTD Actual Expenditures	Current + Future Encumbrances	FYTD Remaining Balance	FYTD Percent Exp/Enc
*****TOTAL FOR FUND-SCC 300 9605 (BAND):							
232.95	0.00	232.95	0.00	0.00	0.00	232.95	0.00
=====							
*****TOTAL FOR FUND-SCC 451 9019 (Network Connectivity FY 2019):							
9,000.00	0.00	9,000.00	0.00	0.00	9,000.00	0.00	100.00
=====							
*****TOTAL FOR FUND-SCC 499 9018 (SECONDARY TRANSITION ENHANCEMENT FUND):							
0.00	1,171.00	1,171.00	1,171.00	1,171.00	0.00	0.00	100.00
=====							
*****TOTAL FOR FUND-SCC 516 9018 (IDEA-B SPECIAL EDUCATION FY18):							
41,048.83	27,325.14	68,373.97	41,535.40	777.14	35,355.14	8,516.57	112.46
=====							
*****TOTAL FOR FUND-SCC 516 9019 (IDEA-B SPECIAL EDUCATION FY19):							
533,024.72	0.00	533,024.72	63,102.25	53,989.07	318,242.35	151,680.12	71.54
=====							
*****TOTAL FOR FUND-SCC 572 9018 (TITLE I FY18):							
34,945.08	378.00	35,323.08	34,945.08	0.00	378.00	0.00	100.00
=====							
*****TOTAL FOR FUND-SCC 572 9019 (TITLE I FY19):							
268,772.14	0.00	268,772.14	39,126.09	27,067.39	33,275.99	196,370.06	26.94
=====							
*****TOTAL FOR FUND-SCC 587 9018 (EARLY CHILDHOOD SPECIAL EDUCATION IDEA FY18):							
0.00	4,410.28	4,410.28	0.00	0.00	4,410.28	0.00	100.00
=====							
*****TOTAL FOR FUND-SCC 587 9019 (EARLY CHILDHOOD SPECIAL EDUCATION IDEA FY19):							
24,275.39	0.00	24,275.39	1,103.80	1,103.80	17,037.56	6,134.03	74.73
=====							
*****TOTAL FOR FUND-SCC 590 9019 (TITLE II-A IMPROVING TEACHER QUALITY FY19):							
55,035.92	0.00	55,035.92	7,411.13	7,411.13	0.00	47,624.79	13.47
=====							

\*\*\* NOTE!! ONLY ACTIVE ACCOUNTS HAVE BEEN SELECTED, TOTALS MAY EXCLUDE AMOUNTS THAT ARE RELATED TO INACTIVE ACCOUNTS. \*\*\*

LEXINGTON LOCAL SCHOOLS  
 Appropriation Account Summary  
 SORTED BY FUND-SCC/ACCT

FYTD Appropriated	Prior FY Carryover Encumbrances	FYTD Expendable	FYTD Actual Expenditures	MTD Actual Expenditures	Current + Future Encumbrances	FYTD Remaining Balance	FYTD Percent Exp/Enc
*****TOTAL FOR FUND-SCC 599 9018 (TITLE IV):							
0.00	3,400.00	3,400.00	0.00	0.00	3,400.00	0.00	100.00
=====							
*****TOTAL FOR FUND-SCC 599 9019 (TITLE IV):							
22,703.87	0.00	22,703.87	0.00	0.00	7,695.00	15,008.87	33.89
=====							
*****GRAND TOTALS:							
32,686,318.86	117,789.32	32,804,108.18	8,545,948.65	2,734,501.50	3,010,112.44	21,248,047.09	35.23
=====							

\*\*\* NOTE!! ONLY ACTIVE ACCOUNTS HAVE BEEN SELECTED, TOTALS MAY EXCLUDE AMOUNTS THAT ARE RELATED TO INACTIVE ACCOUNTS. \*\*\*