


# LEXINGTON LOCAL SCHOOLS



---

FINANCIAL REPORT  
FOR THE PERIOD ENDING  
SEPTEMBER 30, 2017

---

PREPARED BY  
JASON WHITESEL, TREASURER

DATE: 10/04/2017  
TIME: 16:01

LEXINGTON LOCAL SCHOOLS  
CASH RECONCILIATION AS OF 09/30/2017

PAGE: 1  
(USAEMSED T)

	SUB-TOTALS	TOTALS
	-----	-----
Gross Depository Balances:		
RICHLAND BANK MMA 5719	\$ 5,053,901.95	
RICHLAND BANK SWEEP ACCT 3520	1,119,793.87	
RICHLAND BANK GENERAL ACCT 0580	301,407.81	
RICHLAND BANK ANTHEM SWEEP 3523	724,214.84	
RICHLAND BANK EE BENEFITS 3180	0.00	
RICHLAND BANK PAYROLL ACCT 9780	7,838.97	
RICHLAND BANK ATHLETIC ACCT 3280	2,850.00	
	-----	
Total Depository Balances (Gross)		\$ 7,210,007.44
Adjustments to Bank Balance:		
Cash in Transit to Bank	\$ 7,689.80	
Outstanding Checks	193,129.05-	
Adjustments	17.56	
Outstanding Vision Credit \$17.56		
	-----	
Total Adjustments to Bank Balance		185,421.69-
Investments:		
Treasury Bonds and Notes	\$ 1,075,284.50	
Certificate of Deposits	3,950,000.00	
Other Securities	0.00	
Other Investments:		
Richland Bank - Money Market	40,530.64	
	-----	
Total Investments		5,065,815.14
Cash on Hand:		
Petty Cash:		
TREASURER'S OFFICE	\$ 100.00	
HIGH SCHOOL	50.00	
JUNIOR HIGH SCHOOL	50.00	
EASTERN, CENTRAL, WESTERN	150.00	
Change Cash:		
ATHLETIC CHANGE	\$ 3,000.00	
CAFETERIA CHANGE	440.00	
JUNIOR HIGH SCHOOL	100.00	
Cash with Fiscal Agent	0.00	
	-----	
Total Cash on Hand		3,890.00
		-----
Total Balances		\$ 12,094,290.89
		=====
Total Fund Balance		\$ 12,094,290.89
		=====
Depository Clearance Accounts:		
	-----	
Total Clearance Account Balances		\$ 0.00

*Juan L. Quintana*

September 01, 2017 To September 30, 2017

Account Name : Lexington Local SD Managing Agency

Account No : 5750

## Summary Of Investment Holdings

Quantity	Description			Unit Value	Market Value	Tax Cost	Estimated Ann Inc	Yield To Mkt	
<u>Money Market - Taxable</u>									
40,530.64	Northern Instl Government Select Portfolio			1.0000	40,530.64	40,530.64	356.67	0.88%	
Totals						<b>40,530.64</b>	<b>40,530.64</b>	<b>356.67</b>	<b>0.88%</b>
<u>Marketable CD</u>									
200,000	Apple Bank for Savings NY	0.850%	10/06/2017	99.9997	199,999.40	200,000.00	1,700.00	0.85%	
200,000	Wells Fargo Bank NA	1.000%	12/06/2017	100.0002	200,000.40	200,000.00	2,000.00	1.00%	
150,000	Comenity Capital Bank	1.150%	08/29/2018	99.5278	149,291.70	150,000.00	1,725.00	1.16%	
200,000	Franklin Synergy Bank	1.100%	10/09/2018	99.7712	199,542.40	200,000.00	2,200.00	1.10%	
200,000	Farm Bureau Bank NV	1.100%	12/17/2018	99.4696	198,939.20	200,000.00	2,200.00	1.11%	
150,000	Ally Bank Midvale UT	1.450%	02/11/2019	100.0678	150,101.70	150,000.00	2,175.00	1.45%	
200,000	Capital One Bank USA	1.200%	08/12/2019	98.9058	197,811.60	200,000.00	2,400.00	1.21%	
100,000	First Financial NW Inc WA	1.450%	08/19/2019	99.5760	99,576.00	100,000.00	1,450.00	1.46%	
200,000	Abacus Federal Svgs Bk NY	1.250%	09/17/2019	99.1231	198,246.20	200,000.00	2,500.00	1.26%	
200,000	Alma Bank NY	1.300%	06/10/2020	98.5691	197,138.20	200,000.00	2,600.00	1.32%	
150,000	Community Fin'l Svcs Bk KY	1.500%	08/19/2020	98.9216	148,382.40	150,000.00	2,250.00	1.52%	
175,000	Unison Bank	1.500%	11/25/2020	100.3153	175,551.78	175,000.00	2,625.00	1.50%	
200,000	Goldman Sachs Bank USA	1.850%	02/17/2021	99.7247	199,449.40	200,000.00	3,700.00	1.86%	
200,000	MB Financial Bank NA	1.400%	03/30/2021	99.8569	199,713.80	200,000.00	2,800.00	1.40%	
100,000	BankVista Sartell MN	1.400%	04/06/2021	98.1534	98,153.40	100,000.00	1,400.00	1.43%	
200,000	Bank of Santa Clarita CA	1.400%	04/15/2021	98.1349	196,269.80	200,000.00	2,800.00	1.43%	
125,000	HSBC Bank USA	2.150%	07/26/2021	100.6286	125,785.75	125,000.00	2,687.50	2.14%	
200,000	Stearns Bank NA	1.950%	09/29/2021	99.8962	199,792.40	200,000.00	3,900.00	1.95%	
200,000	Bridgewater BK Bloom MN	1.900%	02/28/2022	99.1327	198,265.40	200,000.00	3,800.00	1.92%	
200,000	Continental Bank UT	1.900%	06/22/2022	98.6482	197,296.40	200,000.00	3,800.00	1.93%	
200,000	American Expr Centurion	2.400%	09/12/2022	100.5435	201,087.00	200,000.00	4,800.00	2.39%	
200,000	Discover Bank	2.250%	09/27/2022	99.8387	199,677.40	200,000.00	4,500.00	2.25%	

September 01, 2017 To September 30, 2017

Account Name : Lexington Local SD Managing Agency

Account No : 5750

## Summary Of Investment Holdings

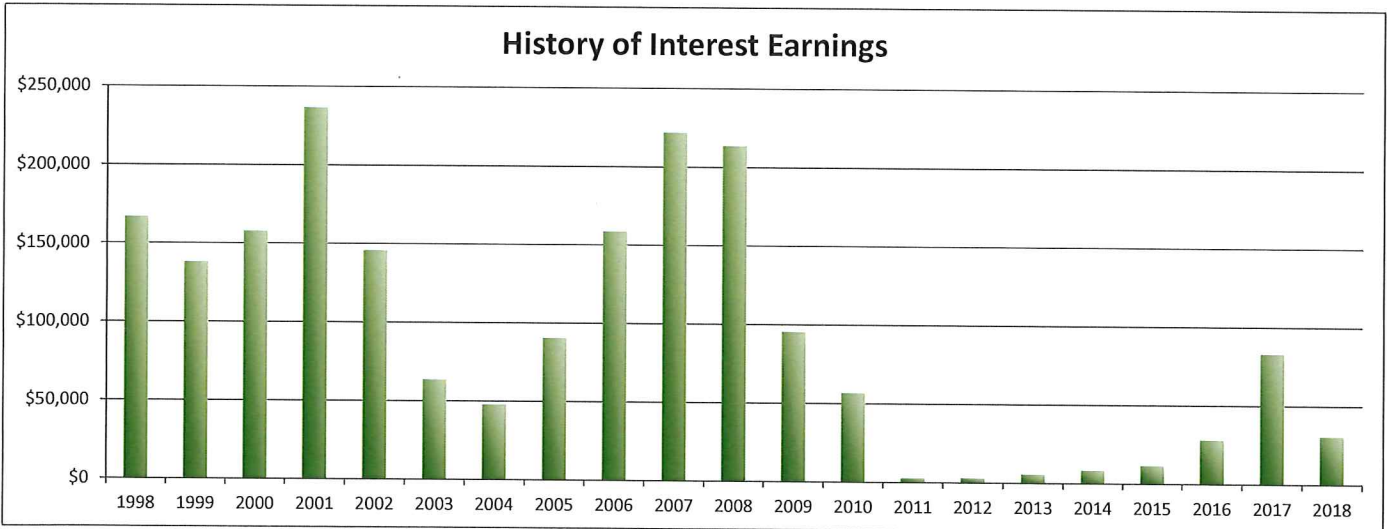
Quantity	Description			Unit Value	Market Value	Tax Cost	Estimated Ann Inc	Yield To Mkt
Totals					3,930,071.73	3,950,000.00	60,012.50	1.53%
<u>U.S. Govt Agv/Exempt State</u>								
125,000	FHLB	1.050%	06/04/2018	99.8133	124,766.63	124,987.50	1,312.50	1.05%
150,000	FHLB	1.000%	08/28/2018	99.6839	149,525.85	150,000.00	1,500.00	1.00%
Totals					274,292.48	274,987.50	2,812.50	1.03%
<u>U.S. Govt Agv/Nonexempt State</u>								
300,000	FHLMC	1.350%	03/29/2019	99.6943	299,082.90	300,297.00	4,050.00	1.35%
200,000	FHLMC	1.300%	10/25/2019	99.3194	198,638.80	200,000.00	2,600.00	1.31%
300,000	FNMA	1.300%	07/28/2020	98.7940	296,382.00	300,000.00	3,900.00	1.32%
Totals					794,103.70	800,297.00	10,550.00	1.33%
Grand Total					5,038,998.55	5,065,815.14	73,731.67	1.46%

**LEXINGTON LOCAL SCHOOLS**  
**INVESTMENT REPORT FOR THE MONTH ENDING**  
**SEPTEMBER 30, 2017**

<b>INTEREST EARNED:</b>	<b>THIS MONTH</b>	<b>FISCAL YEAR TO DATE</b>
Richland Bank, General Sweep	\$1,099.84	\$3,993.11
Richland Bank, General MMA	\$4,830.79	\$12,667.22
Richland Bank, Anthem Sweep	\$483.71	\$1,642.34
Star Ohio	\$0.00	\$0.00
CDs, Bonds, and other investments	\$1,246.40	\$12,366.54
<b>TOTAL INTEREST RECEIVED</b>	<b>\$7,660.74</b>	<b>\$30,669.21</b>

<b>History of Interest Earnings</b>	<b>Fiscal Year</b>	<b>Interest Earnings</b>
	1998	\$ 167,057.52
	1999	\$ 138,113.69
	2000	\$ 157,991.72
	2001	\$ 236,839.79
	2002	\$ 146,052.34
	2003	\$ 63,712.36
	2004	\$ 47,970.95
	2005	\$ 90,719.94
	2006	\$ 158,724.51
	2007	\$ 221,998.86
	2008	\$ 213,660.34
	2009	\$ 95,639.63
	2010	\$ 56,860.22
	2011	\$ 3,001.78
	2012	\$ 3,090.00
	2013	\$ 5,758.97
	2014	\$ 8,349.92
	2015	\$ 11,765.22
	2016	\$ 28,300.22
	2017	\$ 83,194.26
<b>FISCAL Year To Date</b>	<b>2018</b>	<b>\$30,669.21</b>

**Total Interest Earnings 1998 to Present \$ 1,969,471.45**



FINANCIAL SUMMARY REPORT  
Processing Month: September 2017  
LEXINGTON LOCAL SCHOOLS

Fnd	Sec	Description	Beginning Balance	MTD Revenues	FYTD Revenues	MTD Expenditures	FYTD Expenditures	Current Available Balance
001	0000	GENERAL FUND	9,518,883.84	964,584.23	7,856,514.78	1,977,158.20	5,873,861.15	11,501,537.47
001	9412	GENERAL BUDGET RESERVE SE	87,928.97	.00	.00	.00	.00	87,928.97
002	0000	BOND RETIREMENT FUND	1,925.89	.00	.00	.00	.00	1,925.89
003	0000	PERMANENT IMPROVEMENT FUN	97,922.89	2,899.96	264,666.02	76,934.31	685,785.65	323,196.74
006	0000	FOOD SERVICE FUND	12.48	34,117.03	60,899.30	62,130.91	159,090.53	98,178.75
007	9100	LEXINGTON MINUTEMEN ACADE	14,832.85	509.20	535.49	1,658.72	1,658.72	13,709.62
007	9800	TERRY McCAMMON SCHOLARSHI	13,193.28	7.98	30.81	.00	500.00	12,724.09
018	9100	HIGH SCHOOL PRINCIPAL'S F	2,582.65	833.40	1,717.03	246.80	878.05	3,421.63
018	9200	JUNIOR HIGH PRINCIPAL'S F	1,836.16	244.00	4,704.38	84.50	84.50	6,456.04
018	9300	EASTERN PRINCIPAL'S FUND	9,419.21	1,383.58	1,493.83	1,117.69	1,117.69	9,795.35
018	9301	EASTERN ELEMENTARY BOOKFA	10,291.12	.00	.00	373.43	532.22	9,758.90
018	9302	EASTERN ELEMENTARY MATH	1,072.16	.00	.00	.00	.00	1,072.16
018	9400	CENTRAL PRINCIPAL'S FUND	7,558.44	1,159.34	1,409.34	744.56	997.60	7,970.18
018	9401	CENTRAL ELEMENTARY BOOKFA	3,701.28	204.50	204.50	.00	1,087.47	2,818.31
018	9402	CENTRAL ELEMENTARY ART	1,109.00	.00	.00	.00	.00	1,109.00
018	9500	WESTERN PRINCIPAL'S FUND	12,077.85	1,553.37	3,324.15	244.40	244.40	15,157.60
018	9501	WESTERN ELEMENTARY BOOKFA	2,986.55	54.00	54.00	624.53	624.53	2,416.02
018	9503	WESTERN ELEMENTARY ART	839.42	.00	.00	.00	.00	839.42
018	9901	JUNIOR HIGH TEACHER ADVIS	109.25	.00	.00	.00	.00	109.25
019	9001	ACADEMIC BOOSTERS GRANTS	769.07	.00	.00	.00	.00	769.07
019	9121	CENTRAL ELEMENTARY PTO GR	811.03	16.27	42.87	162.58	196.53	657.37
019	9122	EASTERN ELEMENTARY PTO GR	2,355.89	16.26	42.84	734.43	734.43	1,664.30
019	9123	WESTERN ELEMENTARY PTO GR	3,908.64	16.25	42.83	369.03	709.14	3,142.33
019	9200	RICHLAND COUNTY FOUNDATIO	200.00	.00	.00	.00	.00	200.00
019	9208	RICHLAND CO FOUN-BUILD A	10.32	.00	.00	.00	.00	10.32
019	9209	RICH CO FOUN-LEARN TO RE	59.95	.00	.00	.00	.00	59.95
019	9210	RICH CO FOUN-MULTI-SENS	.46	.00	.00	.00	.00	.46
019	9211	RICH CO FOUN-BEE AWARENE	17.58	.00	.00	.00	.00	17.58
019	9212	RICH CO FOUN-DONT LET TH	19.17	.00	.00	.00	.00	19.17
019	9213	RICH CO FOUN-BRAIN GAMES	.00	.00	1,500.00	.00	.00	1,500.00
019	9214	RICH CO FOUN-TALKING SEN	.00	.00	1,269.63	538.72	538.72	730.91
019	9215	RICH CO FOUN-SEE THE CIV	.00	.00	117.55	.00	.00	117.55
019	9216	RICH CO FOUN-SCIENCE OLY	.00	.00	1,500.00	.00	.00	1,500.00
019	9217	RICH CO FOUN-KICK BACK W	.00	.00	902.25	.00	.00	902.25
019	9502	RICHLAND CO HMG SENSORY G	2,000.00	.00	.00	459.31	1,982.68	17.32
022	9601	OHSAA TOURNAMENT AGENCY F	2,257.26	.00	2,096.44	.00	160.82	.00
024	0000	EMPLOYEE BENEFITS FUND FO	920,435.01	394,267.33	1,149,505.23	361,923.07	1,348,207.84	721,732.40
200	9101	HIGH SCHOOL ART CLUB	93.76	.00	.00	.00	.00	93.76
200	9102	HIGH SCHOOL DRAMA CLUB	31,925.52	.00	.00	.00	2,250.00	29,675.52
200	9103	HIGH SCHOOL MATH CLUB	52.70	.00	.00	.00	.00	52.70
200	9104	HIGH SCHOOL LEADERSHIP CO	414.45	790.00	790.00	.00	.00	1,204.45
200	9105	HIGH SCHOOL FRENCH CLUB	177.37	.00	.00	.00	.00	177.37
200	9107	HIGH SCHOOL SPANISH CLUB	774.97	.00	.00	.00	.00	774.97
200	9108	HIGH SCHOOL LEO CLUB	2,948.88	.00	.00	50.78	50.78	2,898.10
200	9114	HIGH SCHOOL STUDENT COUNC	2,876.98	.00	.00	.00	.00	2,876.98
200	9115	HIGH SCHOOL KEY CLUB	1,767.62	.00	.00	.00	.00	1,767.62

FINANCIAL SUMMARY REPORT  
 Processing Month: September 2017  
 LEXINGTON LOCAL SCHOOLS

Fnd	Sec	Description	Beginning Balance	MTD Revenues	FYTD Revenues	MTD Expenditures	FYTD Expenditures	Current Available Balance
200	9116	HIGH SCHOOL CHESS CLUB	321.00	.00	.00	.00	.00	321.00
200	9119	HIGH SCHOOL YEARBOOK FUND	53,327.14	4,880.00	4,880.00	7,734.80	7,734.80	50,472.34
200	9120	HIGH SCHOOL JOURNALISM FU	665.44	.00	.00	.00	.00	665.44
200	9121	HIGH SCHOOL NATIONAL HOND	641.21	890.00	890.00	435.73	892.73	638.48
200	9201	JUNIOR HIGH ART CLUB	389.63	.00	95.50	.00	.00	485.13
200	9204	JUNIOR HIGH STUDENT COUNC	296.50	.00	553.50	.00	.00	850.00
200	9205	JUNIOR HIGH LIBRARY CLUB	631.15	.00	553.50	.00	.00	77.65
200	9301	EASTERN ELEMENTARY STUDEN	670.03	.00	.00	.00	.00	670.03
200	9611	HIGH SCHOOL INFORMED TEEN	913.63	1,365.00	1,365.00	.00	.00	2,278.63
200	9612	JUNIOR HIGH INFORMED TEEN	202.90	.00	63.00	.00	.00	265.90
300	9115	JAZZ BAND	2,327.81	.00	.00	.00	.00	2,327.81
300	9116	CHOIR	902.20	.00	.00	.00	.00	902.20
300	9206	JUNIOR HIGH PHYS ED DEPAR	2,560.68	450.00	770.00	.00	556.42	2,774.26
300	9210	JR HIGH INSTRUMENTAL	41.03	.00	.00	.00	.00	41.03
300	9600	ATHLETIC FUND	22,543.12	24,396.98	101,776.52	44,607.31	86,365.26	37,954.38
300	9602	ORCHESTRA	63.22	.00	.00	.00	.00	63.22
300	9603	ELEMENTARY MUSIC	1,362.38	.00	.00	.00	.00	1,362.38
300	9605	BAND	232.95	.00	.00	.00	.00	232.95
516	9017	IDEA-B SPECIAL EDUCATION	41,548.28	222.09	59,949.37	.00	18,401.09	.00
516	9018	IDEA-B SPECIAL EDUCATION	.00	19,738.02	19,738.02	19,543.59	36,706.96	16,968.94
572	9017	TITLE I FY17	88,024.70	1,093.12	109,634.66	.00	21,609.96	.00
572	9018	TITLE I FY18	.00	13,409.56	13,409.56	24,768.63	29,781.55	16,371.99
587	9017	EARLY CHILDHOOD SPECIAL E	293.23	.00	293.23	.00	.00	.00
587	9018	EARLY CHILDHOOD SPECIAL E	.00	316.97	316.97	87.89	404.86	87.89
590	9017	TITLE II-A IMPROVING TEAC	.00	2,350.36	2,350.36	.00	.00	2,350.36
590	9018	TITLE II-A IMPROVING TEAC	.00	.00	.00	6,950.34	6,950.34	6,950.34
Grand Total All Funds			10,720,285.73	1,471,768.80	9664,702.58	2,589,684.26	8290,697.42	12094,290.89
Total Invested Funds			.00					

DATE: 10/04/2017  
 TIME: 16:07:13

OHIO DEPARTMENT OF EDUCATION - OFFICE OF SCHOOL MANAGEMENT ASSISTANCE  
 ANNUAL SPENDING PLAN (CURRENT OPERATION - GENERAL FUND ONLY - O.R.C. 5705.391)

SCHOOL DISTRICT: LEXINGTON LOCAL SCHOOLS      IRN # 049437      COUNTY: RICHLAND      FISCAL YEAR: 2018      MONTH: 09

	MONTHLY ESTIMATE	MONTHLY ACTUAL	MONTHLY DIFFERENCE	FISCAL YTD ESTIMATE	FISCAL YTD ACTUAL	FISCAL YTD DIFFERENCE
<b>REVENUES</b>						
01.010 General Property (Real Estate)	0	0	0	4,700,000	4,631,943	68,057-
01.020 Tangible Personal Property Tax	0	0	0	219,000	259,510	40,510
01.030 Income Tax	0	0	0	0	0	0
01.035 Unrestricted Grants-in-Aid	810,000	819,151	9,151	2,505,000	2,592,760	87,760
01.040 Restricted Grants-in-Aid	6,600	6,179	421-	19,800	18,783	1,017-
01.045 Restricted Grants-in-Aid - SFSP	0	0	0	0	0	0
01.050 Property Tax Allocation	0	56,614	56,614	49,500	56,614	7,114
01.060 All Other Operating Revenue	50,000	23,671	26,329-	110,000	189,346	79,346
01.070 Total Revenue	866,600	905,615	39,015	7,603,300	7,748,956	145,656
<b>OTHER FINANCING SOURCES</b>						
02.010 Proceeds from Sale of Notes	0	0	0	0	0	0
02.020 State Emergency Loans & Advancements (Approved)	0	0	0	0	0	0
02.040 Operating Transfers-In	0	0	0	0	0	0
02.050 Advances-In	0	0	0	0	0	0
02.060 All Other Financing Sources	0	58,970	58,970	30,000	107,560	77,560
02.070 Total Other Financing Sources	0	58,970	58,970	30,000	107,560	77,560
02.080 Total Revenues and Other Financing Sources	866,600	964,585	97,985	7,633,300	7,856,516	223,216
<b>EXPENDITURES</b>						
03.010 Personal Services	990,000	1,061,947	71,947	2,950,000	2,995,942	45,942
03.020 Employees' Retirement/Insurance Benefits	495,000	496,541	1,541	1,465,000	1,524,079	59,079
03.030 Purchased Services	310,000	319,077	9,077	760,000	874,607	114,607
03.040 Supplies and Materials	110,000	89,698	20,302-	315,000	306,408	8,592-
03.050 Capital Outlay	20,000	8,629	11,371-	47,500	61,437	13,937
03.060 Intergovernmental	0	0	0	0	0	0
04.010 Debt Service: All Principal (Historical)	0	0	0	0	0	0
04.020 Debt Service: Principal - Notes	0	0	0	0	0	0
04.030 Debt Service: Principal - State Loans	0	0	0	0	0	0
04.040 Debt Service: Principal - State Advancements	0	0	0	0	0	0
04.050 Debt Service: Principal - HB 264 Loans	0	0	0	0	0	0
04.055 Debt Service: Principal - Other	0	0	0	0	0	0
04.060 Debt Service: Interest and Fiscal Charges	0	0	0	0	0	0
04.300 Other Objects	5,000	1,266	3,734-	115,000	111,388	3,612-
04.500 Total Expenditures	1,930,000	1,977,158	47,158	5,652,500	5,873,861	221,361
<b>OTHER FINANCING USES</b>						
05.010 Operating Transfers - Out	0	0	0	0	0	0
05.020 Advances - Out	0	0	0	0	0	0
05.030 All Other Financing Uses	0	0	0	0	0	0
05.040 Total Other Financing Uses	0	0	0	0	0	0
05.050 Total Expenditure and Other Financing Uses	1,930,000	1,977,158	47,158	5,652,500	5,873,861	221,361
06.010 Excess Rev & Oth Financing Sources over(under) Exp &	1,063,400-	1,012,573-	50,827	1,980,800	1,982,655	1,855
07.010 Beginning Cash Balance	12,651,013	12,602,041	48,972-	9,606,813	9,606,813	0
07.020 Ending Cash Balance	11,587,613	11,589,468	1,855	11,587,613	11,589,468	1,855
08.010 Outstanding Encumbrances	2,000,000	2,117,969	117,969	2,000,000	2,117,969	117,969



DATE: 10/05/2017  
 TIME: 09:45:33

OHIO DEPARTMENT OF EDUCATION - OFFICE OF SCHOOL MANAGEMENT ASSISTANCE  
 ANNUAL SPENDING PLAN (CURRENT OPERATION - GENERAL FUND ONLY - O.R.C. 5705.391)

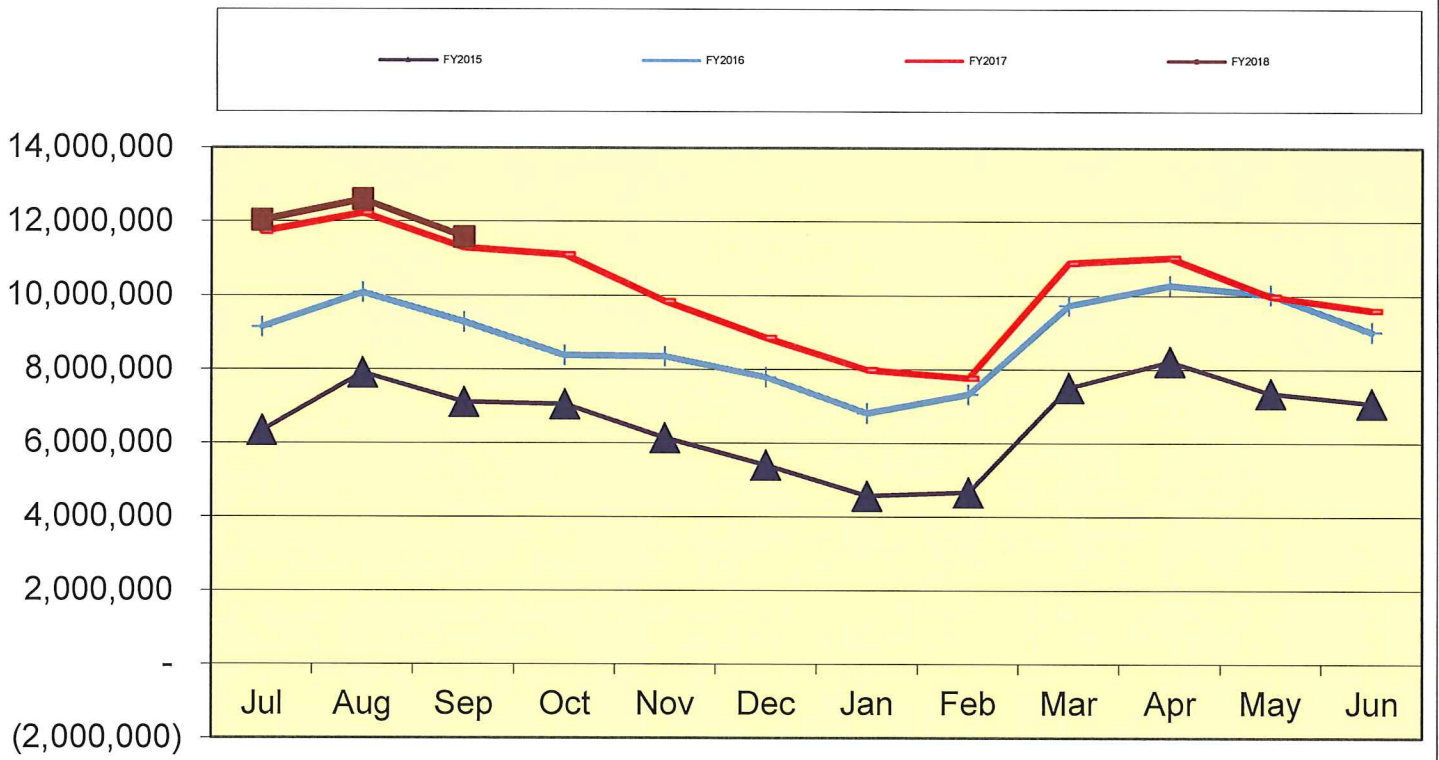
SCHOOL DISTRICT: LEXINGTON LOCAL SCHOOLS      IRN # 049437      COUNTY: RICHLAND      FISCAL YEAR: 2018      QUARTER: 1

	QUARTERLY ESTIMATE	QUARTERLY ACTUAL	QUARTERLY DIFFERENCE	FISCAL YTD ESTIMATE	FISCAL YTD ACTUAL	FISCAL YTD DIFFERENCE
<b>REVENUES</b>						
01.010 General Property (Real Estate)	4,700,000	4,631,943	68,057-	4,700,000	4,631,943	68,057-
01.020 Tangible Personal Property Tax	219,000	259,510	40,510	219,000	259,510	40,510
01.030 Income Tax	0	0	0	0	0	0
01.035 Unrestricted Grants-in-Aid	2,505,000	2,592,760	87,760	2,505,000	2,592,760	87,760
01.040 Restricted Grants-in-Aid	19,800	18,783	1,017-	19,800	18,783	1,017-
01.045 Restricted Grants-in-Aid - SFSF	0	0	0	0	0	0
01.050 Property Tax Allocation	49,500	56,614	7,114	49,500	56,614	7,114
01.060 All Other Operating Revenue	110,000	189,346	79,346	110,000	189,346	79,346
01.070 Total Revenue	7,603,300	7,748,956	145,656	7,603,300	7,748,956	145,656
<b>OTHER FINANCING SOURCES</b>						
02.010 Proceeds from Sale of Notes	0	0	0	0	0	0
02.020 State Emergency Loans & Advancements (Approved)	0	0	0	0	0	0
02.040 Operating Transfers-In	0	0	0	0	0	0
02.050 Advances-In	0	0	0	0	0	0
02.060 All Other Financing Sources	30,000	107,560	77,560	30,000	107,560	77,560
02.070 Total Other Financing Sources	30,000	107,560	77,560	30,000	107,560	77,560
02.080 Total Revenues and Other Financing Sources	7,633,300	7,856,516	223,216	7,633,300	7,856,516	223,216
<b>EXPENDITURES</b>						
03.010 Personal Services	2,950,000	2,995,942	45,942	2,950,000	2,995,942	45,942
03.020 Employees' Retirement/Insurance Benefits	1,465,000	1,524,079	59,079	1,465,000	1,524,079	59,079
03.030 Purchased Services	760,000	874,607	114,607	760,000	874,607	114,607
03.040 Supplies and Materials	315,000	306,408	8,592-	315,000	306,408	8,592-
03.050 Capital Outlay	47,500	61,437	13,937	47,500	61,437	13,937
03.060 Intergovernmental	0	0	0	0	0	0
04.010 Debt Service: All Principal (Historical)	0	0	0	0	0	0
04.020 Debt Service: Principal - Notes	0	0	0	0	0	0
04.030 Debt Service: Principal - State Loans	0	0	0	0	0	0
04.040 Debt Service: Principal - State Advancements	0	0	0	0	0	0
04.050 Debt Service: Principal - HB 264 Loans	0	0	0	0	0	0
04.055 Debt Service: Principal - Other	0	0	0	0	0	0
04.060 Debt Service: Interest and Fiscal Charges	0	0	0	0	0	0
04.300 Other Objects	115,000	111,388	3,612-	115,000	111,388	3,612-
04.500 Total Expenditures	5,652,500	5,873,861	221,361	5,652,500	5,873,861	221,361
<b>OTHER FINANCING USES</b>						
05.010 Operating Transfers - Out	0	0	0	0	0	0
05.020 Advances - Out	0	0	0	0	0	0
05.030 All Other Financing Uses	0	0	0	0	0	0
05.040 Total Other Financing Uses	0	0	0	0	0	0
05.050 Total Expenditure and Other Financing Uses	5,652,500	5,873,861	221,361	5,652,500	5,873,861	221,361
06.010 Excess Rev & Oth Financing Sources over(under) Exp &	1,980,800	1,982,655	1,855	1,980,800	1,982,655	1,855
07.010 Beginning Cash Balance	9,606,813	9,606,813	0	9,606,813	9,606,813	0
07.020 Ending Cash Balance	11,587,613	11,589,468	1,855	11,587,613	11,589,468	1,855
08.010 Outstanding Encumbrances	2,000,000	2,117,969	117,969	2,000,000	2,117,969	117,969

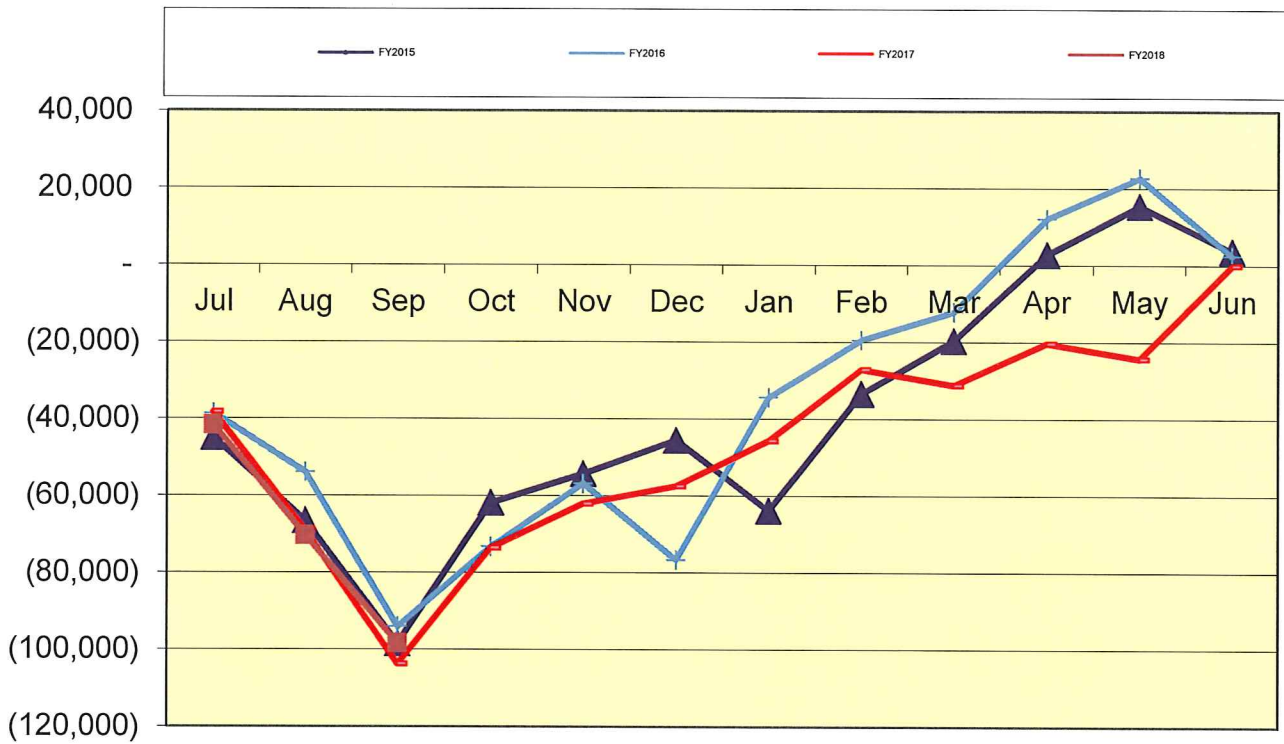
**LEXINGTON LOCAL SCHOOL DISTRICT  
GENERAL FUND ONLY 2017-18  
SUMMARY OF RECEIPTS AND EXPENDITURES - FIVE YEAR FORECAST FORMAT**

LINE 7.010	BEGINNING CASH BALANCE		\$ 9,606,813		
	9/30/2017	FISCAL YEAR TO DATE Estimate	FISCAL YEAR TO DATE Actual	VARIANCE Estimate vs. Actual	PERCENT of VARIANCE
<b>REVENUES</b>					
LINE 1.010	Real Estate Tax	\$ 4,700,000	\$ 4,631,943	(\$68,057)	-1.45%
LINE 1.020	Personal Property Tax	\$ 219,000	\$ 259,510	\$40,510	18.50%
LINE 1.030	Income Tax	\$ -	\$ -	\$0	
LINE 1.035	State Funding	\$ 2,505,000	\$ 2,592,760	\$87,760	3.50%
LINE 1.040	Career Tech / Economic Disadv.	\$ 19,800	\$ 18,783	(\$1,017)	-5.14%
LINE 1.050	Property Tax Allocation	\$ 49,500	\$ 56,614	\$7,114	14.37%
LINE 1.060	Other Operating Revenue	\$ 110,000	\$ 189,346	\$79,346	72.13%
LINE 1.070	<b>TOTAL REVENUE</b>	<b>\$ 7,603,300</b>	<b>\$ 7,748,956</b>	<b>\$145,656</b>	<b>1.92%</b>
LINE 2.01	Proceeds from Notes	\$ -	\$ -	\$0	
LINE 2.04	Transfers In	\$ -	\$ -	\$0	
LINE 2.050	Advances In	\$ -	\$ -	\$0	#DIV/0!
LINE 2.060	Other Financing Sources	\$ 30,000	\$ 107,560	\$77,560	258.53%
LINE 2.070	<b>TOTAL OTHER SOURCES</b>	<b>\$ 30,000</b>	<b>\$ 107,560</b>	<b>\$77,560</b>	<b>258.53%</b>
<b>LINE 2.080</b>	<b>TOTAL REVENUES &amp; Sources</b>	<b>\$ 7,633,300</b>	<b>\$ 7,856,516</b>	<b>\$223,216</b>	<b>2.92%</b>
<b>EXPENSES</b>					
LINE 3.010	Salaries	\$ 2,950,000	\$ 2,995,942	(\$45,942)	-1.56%
LINE 3.020	Retirement and Benefits	\$ 1,465,000	\$ 1,524,079	(\$59,079)	-4.03%
LINE 3.030	Purchased Services	\$ 760,000	\$ 874,607	(\$114,607)	-15.08%
LINE 3.040	Supplies and Materials	\$ 315,000	\$ 306,408	\$8,592	2.73%
LINE 3.050	Capital Outlay and Equipment	\$ 47,500	\$ 61,437	(\$13,937)	-29.34%
LINE 3.06	INTERGOVERNMENTAL	\$ -	\$ -	\$0	
LINE 4.020	DEBT SERVICE - Notes	\$ -	\$ -	\$0	
LINE 4.060	DEBT SERVICE - Interest charges	\$ -	\$ -	\$0	
LINE 4.300	Other Objects	\$ 115,000	\$ 111,388	\$3,612	3.14%
LINE 4.500	<b>TOTAL EXPENDITURES</b>	<b>\$ 5,652,500</b>	<b>\$ 5,873,861</b>	<b>(\$221,361)</b>	<b>-3.92%</b>
LINE 5.00	TRANSFERS OUT	\$ -	\$ -	\$0	
LINE 5.02	ADVANCES OUT	\$ -	\$ -	\$0	
LINE 5.03	ALL OTHER USES	\$ -	\$ -	\$0	
LINE 5.040	<b>TOTAL OTHER USES</b>	<b>\$ -</b>	<b>\$ -</b>	<b>\$0</b>	
<b>LINE 5.050</b>	<b>TOTAL EXPENDITURES &amp; USES</b>	<b>\$ 5,652,500</b>	<b>\$ 5,873,861</b>	<b>(\$221,361)</b>	<b>-3.92%</b>
		Estimate	Actual	Variance	
LINE 6.010	<b>REVENUES OVER EXPENSES</b>	<b>\$ 1,980,800</b>	<b>\$ 1,982,655</b>	<b>\$1,855</b>	
LINE 7.020	<b>ENDING CASH BALANCE</b>	<b>\$ 11,587,613</b>	<b>\$ 11,589,468</b>	<b>\$1,855</b>	
	Less Reserves	\$ (87,929)	\$ (87,929)	\$ -	
LINE 8.010	Less Outstanding Encumbrances	\$ (2,000,000)	\$ (2,117,969)	\$ (117,969)	5.90%
<b>LINE 15.010</b>	<b>Unreserved Fund Balance</b>	<b>\$ 9,499,684</b>	<b>\$ 9,383,570</b>	<b>(\$116,114)</b>	<b>-1.22%</b>
		Estimate	Actual	Benchmark Yr. End	
	Salaries/Benefits as % of Revenue	58.1%	58.3%	80.1% or below	
	True Days Cash - Calendar Days on which can operate	155	147	90 or above optimal	

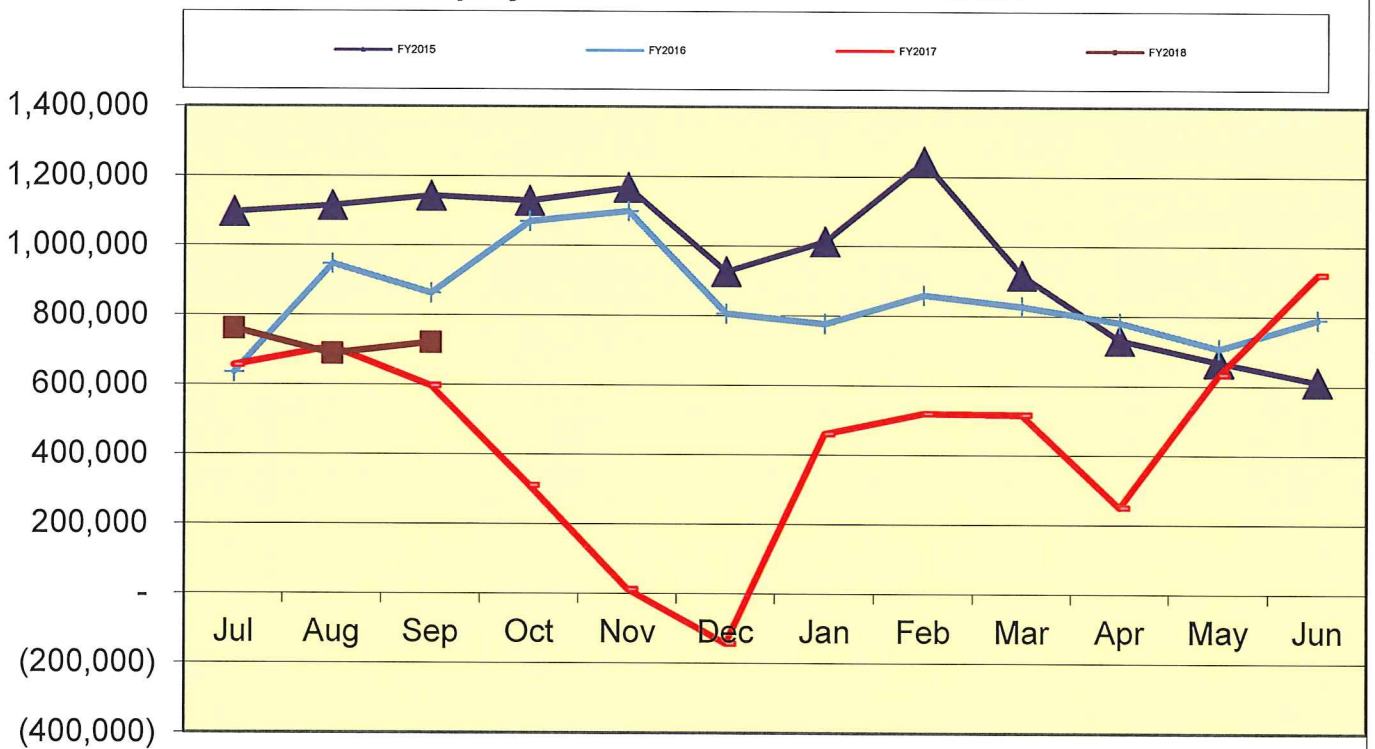
### Lexington Local Schools General Fund Cash Balance



### Lexington Local Schools Food Service Fund Cash Balance



### Lexington Local Schools Employee Benefits Fund Cash Balance





Lexington Local Schools

Permanent Improvement Fund  
9/30/2017

	Budgeted Amount	Actual Fiscal Year Expended	Current Encumbrances	Expenses / Encumbrances Over/Under Estimate	Remaining Estimated PI Project Costs
<b>Instruction and Administration</b>					
JH Science Lab	\$ 7,817.40	\$ 5,678.71	\$ -	\$2,138.69	\$2,138.69
Go Math (Western/Central/Eastern)	\$ 8,208.00	\$ 8,208.00	\$ -	\$0.00	\$0.00
JH PE Equipment	\$ 510.53	\$ 210.52	\$ -	\$300.01	\$300.01
Western Classroom Storage/Activity Table	\$ 1,198.55	\$ -	\$ 1,280.55	(\$82.00)	\$0.00
Curriculum Cubicle Equipment	\$ 1,085.00	\$ 542.50	\$ 542.50	\$0.00	\$0.00
Western Classroom Activity Table	\$ 965.77	\$ 865.01	\$ -	\$100.76	\$0.00
Central Storage Cabinet	\$ 1,238.86	\$ 1,238.86	\$ -	\$0.00	\$0.00
Central Playground Equipment	\$ 1,866.15	\$ 1,741.48	\$ -	\$124.67	\$0.00
Central Classroom Roller Map	\$ 170.42	\$ 170.42	\$ -	\$0.00	\$0.00
HS Graphing Calculators	\$ 3,532.30	\$ 3,149.70	\$ -	\$382.60	\$0.00
Central Grade 2 Smart Sets	\$ 2,294.00	\$ 2,142.00	\$ -	\$152.00	\$0.00
HS Psychology Textbooks	\$ 6,006.82	\$ 5,841.04	\$ -	\$165.78	\$0.00
HS Algebra II Textbooks w/Embedded Aleks	\$ 26,442.49	\$ 25,729.56	\$ -	\$712.93	\$0.00
HS AP College Physics Textbooks	\$ 10,494.77	\$ 10,494.77	\$ -	\$0.00	\$0.00
HS Chemistry Textbooks	\$ 19,543.12	\$ 19,543.12	\$ -	\$0.00	\$0.00
HS Accounting Textbooks	\$ 7,412.50	\$ 7,412.50	\$ -	\$0.00	\$0.00
HS Biology Textbooks	\$ 2,920.48	\$ 2,920.50	\$ -	(\$0.02)	\$0.00
HS Business Textbooks	\$ 645.00	\$ 645.00	\$ -	\$0.00	\$0.00
HS American Government Textbooks	\$ 403.00	\$ 403.00	\$ -	\$0.00	\$0.00
Central Discovery Link Science	\$ 1,509.00	\$ -	\$ 1,509.00	\$0.00	\$0.00
Literacy Footprints - 1st Grade Kit	\$ 3,937.50	\$ 3,937.50	\$ -	\$0.00	\$0.00
Literacy Footprints - 2nd Grade Kit Central	\$ 2,409.75	\$ 2,409.75	\$ -	\$0.00	\$0.00
Western Classroom Books - 100 Book Challenge	\$ 4,200.00	\$ 4,200.00	\$ -	\$0.00	\$0.00
Western Classroom Fiction Short Reads	\$ 2,375.00	\$ 2,588.75	\$ -	(\$213.75)	\$0.00
Central Classroom Fiction Short Reads	\$ 4,083.20	\$ 3,712.00	\$ -	\$371.20	\$0.00
Central Classroom Non-Fiction Short Reads	\$ 985.00	\$ 984.27	\$ -	\$0.73	\$0.00
Central Classroom Books	\$ 336.05	\$ 336.05	\$ -	\$0.00	\$0.00
Central Fraction/Decimal Teaching Kit	\$ 109.93	\$ 104.43	\$ -	\$5.50	\$0.00
Central Teacher Synergy Classroom Bundle Kits	\$ 231.50	\$ 229.09	\$ -	\$2.41	\$0.00
Central Classroom Guided Reading Books	\$ 4,059.35	\$ 3,531.56	\$ -	\$527.79	\$0.00
Central Comprehensive Series - 3.5-5.0	\$ 227.10	\$ 227.10	\$ -	\$0.00	\$0.00
Central Learn Our History Classroom Material	\$ 77.50	\$ 77.50	\$ -	\$0.00	\$0.00
Central Liberty Kids Complete Series: 4 DVD Set	\$ 11.99	\$ 12.97	\$ -	(\$0.98)	\$0.00
Central Music	\$ 1,558.12	\$ 1,439.92	\$ -	\$118.20	\$0.00
Central Rekenrek Counting Frame	\$ 495.00	\$ 448.00	\$ -	\$47.00	\$0.00
Central Blinds	\$ 375.00	\$ -	\$ 375.00	\$0.00	\$0.00
Central Classroom Books	\$ 1,200.00	\$ 1,007.77	\$ -	\$192.23	\$0.00
Western Desk Work Station	\$ 141.79	\$ 140.28	\$ -	\$1.51	\$0.00
Western Classroom Equipment (Stability Ball/NeoRak Stool)	\$ 729.29	\$ 647.29	\$ -	\$82.00	\$0.00
Central/Eastern Classroom Fiction Short Reads	\$ 2,604.40	\$ 2,060.78	\$ 716.82	(\$173.20)	\$0.00
Eastern Classroom Chairs/Desks - New 4th Grade	\$ 2,972.10	\$ 2,972.10	\$ -	\$0.00	\$0.00
HS World History/Geography Texts	\$ 983.19	\$ -	\$ 983.19	\$0.00	\$0.00
<b>Maintenance</b>					
HS Roof Project	\$ 183,000.00	\$ 181,650.00	\$ -	\$1,350.00	\$0.00
JH Chair Lift	\$ 36,000.00	\$ 35,000.00	\$ -	\$1,000.00	\$0.00
HS Security Update (Locks, Keys, Panic Devices)	\$ 3,445.00	\$ -	\$ 3,445.00	\$0.00	\$0.00
<b>Transportation</b>					
New buses	\$ 185,036.00	\$ 185,036.00	\$ -	\$0.00	\$0.00
<b>Technology</b>					
Computers, servers, tech equip., etc.	\$ 150,000.00	\$ 135,077.60	\$ 1,393.00	\$13,529.40	\$13,529.40
<b>Food Service</b>					
PaySchools Quik Lunch Conversion	\$ 4,325.00	\$ 4,325.00	\$ -	\$0.00	\$0.00
Lunch Conversion Computer Equipment	\$ 5,799.98	\$ 5,799.98	\$ -	\$0.00	\$0.00
Eastern Cafeteria Tables	\$ 6,385.20	\$ -	\$ 6,385.20	\$0.00	\$0.00
<b>Athletics and Student Activities</b>					
HS Athletics Equipment	\$ 5,952.00	\$ 5,952.00	\$ -	\$0.00	\$0.00
HS Athletics Baseball Field Updates	\$ 5,600.00	\$ -	\$ 5,600.00	\$0.00	\$0.00
<b>Fees</b>					
Tax Collection Fees	\$ 14,500.00	\$ 4,941.27	\$ -	\$9,558.73	\$9,558.73
<b>Totals</b>	<b>\$ 738,410.10</b>	<b>\$ 685,785.65</b>	<b>\$ 22,230.26</b>	<b>\$30,394.19</b>	<b>\$25,526.83</b>
<b>Total Budgeted</b>	<b>\$ 738,410.10</b>				
Actual Cash Balance 7/1/17	\$ 97,922.89				
Revenues FY18 - Taxes from levy	\$ 264,666.02				
Expenditures FY18	\$ (685,785.65)				
Current Cash Balance	\$ (323,196.74)				
Current Encumbrances	\$ (22,230.26)				
Available Balance	\$ (345,427.00)				
Remaining Estimated Revenues FY18 - Taxes from levy	\$ 410,333.98				
Less: Remaining Estimated PI Project Costs	\$ (25,526.83)				
6/30/18 Estimated Carryover	\$ 39,380.15				

Lexington Local Schools

Food Service Fund 2017-18 vs. 2016-2017 vs. 2015-2016

							Beginning Balance 7/1/17	\$ 13
<b>2017-2018 Through 9/30/17</b>								
<i>Revenues</i>	District-Wide	High School	Junior High	Eastern	Central	Western	<b>Total</b>	
Student Type A, Ezipay, Misc	\$ -	\$ 18,674	\$ 6,968	\$ 9,037	\$ 6,878	\$ 5,596	\$	47,153
Student Break, Milk & A La Carte	\$ -	\$ 8,060	\$ 1,615	\$ 1,547	\$ 616	\$ 954	\$	12,792
Adult & Misc revenues	\$ -	\$ 392	\$ 206	\$ 115	\$ 136	\$ 105	\$	954
State Reimb	\$ -	\$ -	\$ -	\$ -	\$ -	\$ -	\$	-
Federal Reimb	\$ -	\$ -	\$ -	\$ -	\$ -	\$ -	\$	-
Transfer In	\$ -	\$ -	\$ -	\$ -	\$ -	\$ -	\$	-
<b>Total Revenues</b>	<b>\$ -</b>	<b>\$ 27,126</b>	<b>\$ 8,789</b>	<b>\$ 10,699</b>	<b>\$ 7,630</b>	<b>\$ 6,655</b>	<b>\$</b>	<b>60,899</b>
<i>Expenses</i>								
Wages	\$ 11,885	\$ 27,939	\$ 12,255	\$ 8,712	\$ 8,851	\$ 8,257	\$	77,899
Severance	\$ -	\$ -	\$ -	\$ -	\$ -	\$ -	\$	-
Retirement	\$ 2,841	\$ 9,239	\$ 2,812	\$ 3,653	\$ 3,894	\$ 2,413	\$	24,852
Medical	\$ 6,642	\$ 12,008	\$ 5,842	\$ 8,005	\$ 1,840	\$ -	\$	34,337
Life, Dent, MC, WC	\$ 320	\$ 808	\$ 504	\$ 335	\$ 252	\$ 112	\$	2,331
Purch Serv, Repairs, Phone, Post	\$ 587	\$ 208	\$ 208	\$ 208	\$ 208	\$ 208	\$	1,627
Supplies	\$ 786	\$ -	\$ -	\$ -	\$ -	\$ -	\$	786
Food Costs	\$ -	\$ 6,855	\$ 2,855	\$ 4,366	\$ 1,662	\$ 1,520	\$	17,258
Equipment	\$ -	\$ -	\$ -	\$ -	\$ -	\$ -	\$	-
Other Costs	\$ -	\$ -	\$ -	\$ -	\$ -	\$ -	\$	-
<b>Total Expenses</b>	<b>\$ 23,061</b>	<b>\$ 57,057</b>	<b>\$ 24,476</b>	<b>\$ 25,279</b>	<b>\$ 16,707</b>	<b>\$ 12,510</b>	<b>\$</b>	<b>159,090</b>
<b>Net Gain (Loss)</b>	<b>\$ (23,061)</b>	<b>\$ (29,931)</b>	<b>\$ (15,687)</b>	<b>\$ (14,580)</b>	<b>\$ (9,077)</b>	<b>\$ (5,855)</b>	<b>\$</b>	<b>(98,191)</b>
							<b>Ending Cash Balance 9/30/17</b>	<b>\$ (98,178)</b>

							Beginning Balance 7/1/16	\$ 2,553
<b>2016-2017 Through 9/30/16</b>								
<i>Revenues</i>	District-Wide	High School	Junior High	Eastern	Central	Western	<b>Total</b>	
Student Type A, Ezipay, Misc	\$ -	\$ 19,588	\$ 7,862	\$ 8,551	\$ 6,970	\$ 6,885	\$	49,856
Student Break, Milk & A La Carte	\$ -	\$ 9,742	\$ 2,417	\$ 1,264	\$ 907	\$ 640	\$	14,970
Adult & Misc revenues	\$ 677	\$ 715	\$ 229	\$ 214	\$ 210	\$ 83	\$	2,128
State Reimb	\$ -	\$ -	\$ -	\$ -	\$ -	\$ -	\$	-
Federal Reimb	\$ -	\$ -	\$ -	\$ -	\$ -	\$ -	\$	-
<b>Total Revenues</b>	<b>\$ 677</b>	<b>\$ 30,045</b>	<b>\$ 10,508</b>	<b>\$ 10,029</b>	<b>\$ 8,087</b>	<b>\$ 7,608</b>	<b>\$</b>	<b>66,954</b>
<i>Expenses</i>								
Wages	\$ 11,728	\$ 26,219	\$ 14,577	\$ 9,801	\$ 7,896	\$ 8,135	\$	78,356
Severance	\$ -	\$ -	\$ -	\$ -	\$ -	\$ -	\$	-
Retirement	\$ 2,784	\$ 10,320	\$ 3,118	\$ 5,210	\$ 2,457	\$ 1,725	\$	25,614
Medical	\$ 5,828	\$ 10,535	\$ 7,467	\$ 7,023	\$ -	\$ -	\$	30,853
Life, Dent, MC, WC	\$ 316	\$ 795	\$ 526	\$ 338	\$ 129	\$ 112	\$	2,216
Purch Serv, Repairs, Phone, Post	\$ 992	\$ 2,491	\$ 1,149	\$ 538	\$ 538	\$ 538	\$	6,246
Supplies	\$ 1,792	\$ -	\$ -	\$ -	\$ -	\$ -	\$	1,792
Food Costs	\$ -	\$ 12,835	\$ 3,377	\$ 8,134	\$ 2,253	\$ 1,508	\$	28,107
Equipment	\$ -	\$ -	\$ -	\$ -	\$ -	\$ -	\$	-
Other Costs	\$ -	\$ -	\$ -	\$ -	\$ -	\$ -	\$	-
<b>Total Expenses</b>	<b>\$ 23,440</b>	<b>\$ 63,195</b>	<b>\$ 30,214</b>	<b>\$ 31,044</b>	<b>\$ 13,273</b>	<b>\$ 12,018</b>	<b>\$</b>	<b>173,184</b>
<b>Net Gain (Loss)</b>	<b>\$ (22,763)</b>	<b>\$ (33,150)</b>	<b>\$ (19,706)</b>	<b>\$ (21,015)</b>	<b>\$ (5,186)</b>	<b>\$ (4,410)</b>	<b>\$</b>	<b>(106,230)</b>
							<b>Ending Cash Balance 9/30/16</b>	<b>\$ (103,677)</b>

							Beginning Balance 7/1/15	\$ 3,707
<b>2015-2016 Through 9/30/15</b>								
<i>Revenues</i>	District-Wide	High School	Junior High	Eastern	Central	Western	<b>Total</b>	
Student Type A, Ezipay, Misc	\$ -	\$ 22,400	\$ 7,190	\$ 8,177	\$ 5,749	\$ 6,311	\$	49,827
Student Break, Milk & A La Carte	\$ -	\$ 9,661	\$ 2,465	\$ 1,372	\$ 981	\$ 696	\$	15,175
Adult & Misc revenues	\$ 5,126	\$ 652	\$ 295	\$ 228	\$ 124	\$ 46	\$	6,471
State Reimb	\$ -	\$ -	\$ -	\$ -	\$ -	\$ -	\$	-
Federal Reimb	\$ -	\$ -	\$ -	\$ -	\$ -	\$ -	\$	-
<b>Total Revenues</b>	<b>\$ 5,126</b>	<b>\$ 32,713</b>	<b>\$ 9,950</b>	<b>\$ 9,777</b>	<b>\$ 6,854</b>	<b>\$ 7,053</b>	<b>\$</b>	<b>71,473</b>
<i>Expenses</i>								
Wages	\$ 11,326	\$ 24,279	\$ 14,614	\$ 10,620	\$ 7,723	\$ 7,865	\$	76,427
Severance	\$ -	\$ -	\$ -	\$ -	\$ -	\$ -	\$	-
Retirement	\$ 2,702	\$ 10,126	\$ 3,176	\$ 3,730	\$ 3,502	\$ 3,321	\$	26,557
Medical	\$ 5,441	\$ 9,835	\$ 6,971	\$ 6,557	\$ -	\$ -	\$	28,804
Life, Dent, MC, WC	\$ 311	\$ 776	\$ 539	\$ 349	\$ 125	\$ 109	\$	2,209
Purch Serv, Repairs, Phone, Post	\$ 1,039	\$ 1,042	\$ 629	\$ 588	\$ 588	\$ 588	\$	4,474
Supplies	\$ 729	\$ -	\$ -	\$ -	\$ -	\$ -	\$	729
Food Costs	\$ -	\$ 14,217	\$ 5,461	\$ 7,519	\$ 1,607	\$ 1,126	\$	29,930
Equipment	\$ -	\$ -	\$ -	\$ -	\$ -	\$ -	\$	-
Other Costs	\$ -	\$ -	\$ -	\$ -	\$ -	\$ -	\$	-
<b>Total Expenses</b>	<b>\$ 21,548</b>	<b>\$ 60,275</b>	<b>\$ 31,390</b>	<b>\$ 29,363</b>	<b>\$ 13,545</b>	<b>\$ 13,009</b>	<b>\$</b>	<b>169,130</b>
<b>Net Gain (Loss)</b>	<b>\$ (16,422)</b>	<b>\$ (27,562)</b>	<b>\$ (21,440)</b>	<b>\$ (19,586)</b>	<b>\$ (6,691)</b>	<b>\$ (5,956)</b>	<b>\$</b>	<b>(97,657)</b>
							<b>Ending Cash Balance 9/30/15</b>	<b>\$ (93,950)</b>

Check#	Check Date	Org Sta	Vendor Paid	Check Amount	Status Date
080315	09/06/2017	W/W	LITTLE, ANDY J	125.00	
080316	09/06/2017	W/R	ASHLAND CITY SCHOOLS	160.00	09/19/2017
080317	09/06/2017	W/R	AWARDSMITH	218.00	09/18/2017
080318	09/06/2017	W/R	BELLEVUE SCHOOL DISTRICT	200.00	09/19/2017
080319	09/06/2017	W/R	BLICK ART MATERIALS	21.26	09/12/2017
080320	09/06/2017	W/R	PAULEY, BRETT	125.00	09/13/2017
080321	09/06/2017	W/R	BRIDGEWAY ACADEMY	4,596.00	09/18/2017
080322	09/06/2017	W/R	NEER, CALEB	125.00	09/12/2017
080323	09/06/2017	W/R	CALLAHAN DOOR SALES	1,075.00	09/12/2017
080324	09/06/2017	W/R	CARDINAL BUS SALES & SERVICE	88.76	09/12/2017
080325	09/06/2017	W/R	COUNTY TREASURERS' EDUCATIONAL	100.00	09/14/2017
080326	09/06/2017	W/R	FREY SCIENTIFIC	4,600.47	09/11/2017
080327	09/06/2017	W/R	HERFF JONES	7,734.80	09/11/2017
080328	09/06/2017	W/R	VANHOUTEN, JON	125.00	09/12/2017
080329	09/06/2017	W/R	KIMBALL MIDWEST	137.56	09/11/2017
080330	09/06/2017	W/W	SHEPHERD, KRISTEN	19.39	
080331	09/06/2017	W/R	MILLER, LESLIE	58.79	09/14/2017
080332	09/06/2017	W/R	LOW TEMP REFRIGERATION INC.	1,041.80	09/13/2017
080333	09/06/2017	W/R	MCGRAW-HILL EDUCATION INC	5,836.38	09/12/2017
080334	09/06/2017	W/R	MID-OHIO ED. SERVICE CENTER	2,710.00	09/11/2017
080335	09/06/2017	W/R	MINUTEMAN PRESS	58.87	09/13/2017
080336	09/06/2017	W/R	MOBY MAX	99.00	09/12/2017
080337	09/06/2017	W/R	NASP, INC	273.00	09/13/2017
080338	09/06/2017	W/R	NEFF COMPANY	2,314.91	09/12/2017
080339	09/06/2017	W/R	NORWALK HIGH SCHOOL	150.00	09/14/2017
080340	09/06/2017	W/R	NOVA LUNA EDUC & CONSULTING	1,404.00	09/11/2017
080341	09/06/2017	W/R	OHIO HIGH SCHOOL ATH. ASSOC.	450.00	09/15/2017
080342	09/06/2017	W/R	OHIO SCHOOL BD. ASSOC.	120.00	09/14/2017
080343	09/06/2017	W/R	OH TEAMSHOP	1,135.00	09/14/2017
080344	09/06/2017	W/R	OLENTANGY	175.00	09/18/2017
080345	09/06/2017	W/R	PIONEER MANUFACTURING	3,549.50	09/11/2017
080346	09/06/2017	W/R	RUNNING WAREHOUSE	587.35	09/13/2017
080347	09/06/2017	W/R	SCHOLASTIC CLASSROOM MAGAZINES	365.08	09/13/2017
080348	09/06/2017	W/R	SCHOOL SPECIALTY INC.	5,551.88	09/11/2017
080349	09/06/2017	W/R	HOLLOWAY, SHEILA	300.00	09/19/2017
080350	09/06/2017	W/R	SMETZ'S TIRE SERVICE CENTER	1,767.60	09/12/2017
080351	09/06/2017	W/R	SPYDER SIGNS AND GRAPHICS	195.00	09/27/2017
080352	09/06/2017	W/R	BLACKSTONE, STEPHANIE	87.75	09/11/2017
080353	09/06/2017	W/R	SUNBELT RENTALS	1,115.40	09/14/2017
080354	09/06/2017	W/R	TEAM SPORTS, INC	890.00	09/12/2017
080355	09/06/2017	W/W	OHIO STATE UNIVERSITY	675.00	
080356	09/06/2017	W/R	TIERNEY BROTHERS INC	1,305.00	09/12/2017
080357	09/06/2017	W/R	TOLEDO P.E. SUPPLY	531.69	09/12/2017
080358	09/06/2017	W/R	TRANSPORTATION ACCESSORIES CO.	147.11	09/12/2017
080359	09/06/2017	W/R	WEAVER, TROY J	125.00	09/15/2017
080360	09/06/2017	W/R	UNITY SCHOOL BUS PARTS	95.26	09/12/2017
080361	09/06/2017	W/R	VARIDESK. LLC	965.00	09/14/2017
080362	09/11/2017	W/R	DOUBLETREE HOTEL	178.00	09/18/2017
080363	09/11/2017	W/R	POST MASTER	343.00	09/14/2017
080364	09/11/2017	W/R	ABC E-RATE	3,262.23	09/22/2017
080365	09/11/2017	W/R	NICKLES BAKERY	481.87	09/18/2017
080366	09/11/2017	W/R	SHELDON, AMANDA	95.00	09/18/2017



Check#	Check Date	Org Sta	Vendor Paid	Check Amount	Status Date
080367	09/11/2017	W/R	AMAZON.COM/ AMEX	421.63	09/18/2017
080368	09/11/2017	W/R	BLICK ART MATERIALS	45.09	09/18/2017
080369	09/11/2017	W/R	CENGAGE LEARNING	7,412.50	09/18/2017
080370	09/11/2017	W/R	CHARLES RITTER CO.	106.49	09/18/2017
080371	09/11/2017	W/R	COWLES, CINDY	1,567.74	09/18/2017
080372	09/11/2017	W/R	CLEARWATER SYSTEMS	59.80	09/18/2017
080373	09/11/2017	W/R	COMMITTEE FOR CHILDREN	419.00	09/19/2017
080374	09/11/2017	W/R	CULLIGAN QUALITY WATER	37.00	09/18/2017
080375	09/11/2017	W/R	CYNMAR CORPORATION	347.11	09/19/2017
080376	09/11/2017	W/R	WHEATON, DIANNE L	1,150.00	09/25/2017
080377	09/11/2017	W/R	DISCOUNT MAGAZINE	129.87	09/19/2017
080378	09/11/2017	W/R	JEFFRIES, DREW T	200.00	09/19/2017
080379	09/11/2017	W/R	EDGENUITY INC	28,450.00	09/19/2017
080380	09/11/2017	W/R	FISHER SCIENTIFIC	472.00	09/18/2017
080381	09/11/2017	W/R	FLINN SCIENTIFIC, INC.	4,501.47	09/18/2017
080382	09/11/2017	W/R	FOLLETT SCHOOL SOLUTIONS, INC	2,821.00	09/18/2017
080383	09/11/2017	W/R	FREY SCIENTIFIC	1,449.74	09/18/2017
080384	09/11/2017	W/R	REMY, HEATHER	45.46	09/14/2017
080385	09/11/2017	W/R	HOUGHTON MIFFLIN HARCOURT	19,279.64	09/19/2017
080386	09/11/2017	W/W	MOORE, JENNIFER	125.00	
080387	09/11/2017	W/R	MCGRAW-HILL EDUCATION INC	25,740.22	09/18/2017
080388	09/11/2017	W/R	NORTH CENTRAL STATE COLLEGE	466.49	09/22/2017
080389	09/11/2017	W/R	PARTNERS	19,425.00	09/20/2017
080390	09/11/2017	W/R	PEARSON EDUCATION	10,494.77	09/18/2017
080391	09/11/2017	W/R	PRUFROCK PRESS	125.18	09/22/2017
080392	09/11/2017	W/R	SARGENT WELCH	167.95	09/18/2017
080393	09/11/2017	W/R	SCHOOL DATE BOOKS	158.13	09/22/2017
080394	09/11/2017	W/R	SCHOOL SPECIALTY INC.	3,444.34	09/18/2017
080395	09/11/2017	W/R	SHERWIN-WILLIAMS	380.00	09/20/2017
080396	09/11/2017	W/R	SMITHFOODS, INC	1,388.70	09/25/2017
080397	09/11/2017	W/V	SOCIAL STUDIES SCHOOL SERVICE	1,055.70	09/12/2017
080398	09/11/2017	W/R	SOUTHPAW ENTERPRISES	97.47	09/18/2017
080399	09/11/2017	W/W	TIME FOR KIDS	74.25	
080400	09/11/2017	W/R	TRUCK SALES & SERVICE, INC.	133.09	09/18/2017
080401	09/11/2017	W/R	VASU COMMUNICATIONS, INC.	808.50	09/18/2017
080402	09/12/2017	W/R	ADVANCED TURF SOLUTIONS	685.00	09/21/2017
080403	09/12/2017	W/R	AHC, INC	2,994.00	09/21/2017
080404	09/12/2017	W/R	APPERSON	535.80	09/20/2017
080405	09/12/2017	W/R	BAKER VEHICLE SYSTEMS, INC.	1,698.39	09/18/2017
080406	09/12/2017	W/R	BIO CORPORATION	289.87	09/22/2017
080407	09/12/2017	W/W	DRAIN PRO	235.00	
080408	09/12/2017	W/R	EVAN-MOOR EDUCATIONAL PUBLISH.	164.95	09/20/2017
080409	09/12/2017	W/R	FURBAY/MANSFIELD ELECTRIC	26.38	09/18/2017
080410	09/12/2017	W/R	G & L SUPPLY CO.	449.80	09/20/2017
080411	09/12/2017	W/R	GRAINGER	126.56	09/20/2017
080412	09/12/2017	W/R	HD SUPPLY FACILITIES	47.48	09/20/2017
080413	09/12/2017	W/R	HEALTHCARE BILLING SERVICES	57.39	09/19/2017
080414	09/12/2017	W/R	J & B ACCOUSTICAL	2,155.33	09/18/2017
080415	09/12/2017	W/R	KAHL'S TELECOMMUNICATIONS	160.00	09/20/2017
080416	09/12/2017	W/R	KELL ACE HARDWARE	317.67	09/20/2017
080417	09/12/2017	W/R	LEXINGTON CONCRETE &	323.50	09/19/2017
080418	09/12/2017	W/R	LOWE'S HOME CENTER	1,442.61	09/19/2017

Check#	Check Date	Org Sta	Vendor Paid	Check Amount	Status Date
080419	09/12/2017	W/R	MALONE UNIVERSITY	200.00	09/25/2017
080420	09/12/2017	W/R	MANSFIELD AUTO PARTS	16.14	09/19/2017
080421	09/12/2017	W/W	MENARDS	582.65	
080422	09/12/2017	W/W	MID OHIO GRAVELY, INC	20.15	
080423	09/12/2017	W/R	MID-OHIO ED. SERVICE CENTER	928.00	09/18/2017
080424	09/12/2017	W/R	MVD SPORTS	98.75	09/21/2017
080425	09/12/2017	W/R	NORWALK HIGH SCHOOL	150.00	09/20/2017
080426	09/12/2017	W/R	PLUMBMASTER, INC.	119.69	09/19/2017
080427	09/12/2017	W/R	POST MASTER	980.00	09/20/2017
080428	09/12/2017	W/R	RIDDELL	102.95	09/20/2017
080429	09/12/2017	W/R	RUMPKE	336.52	09/20/2017
080430	09/12/2017	W/R	SCHMIDT SECURITY	2,781.25	09/19/2017
080431	09/12/2017	W/R	SCHOOL HEALTH CORP.	2,069.97	09/19/2017
080432	09/12/2017	W/R	SKIDMORE & HALL CO., LPA	8,808.75	09/20/2017
080433	09/12/2017	W/R	HF GROUP - OHIO	548.00	09/18/2017
080434	09/13/2017	B/R	FULLER, STEVE& RHONDA	75.00	09/18/2017
080435	09/13/2017	W/R	SCHOOL SPECIALTY INC.	1,810.15	09/18/2017
080436	09/14/2017	W/R	OHSBCA	170.00	09/21/2017
080437	09/14/2017	W/R	POST MASTER	490.00	09/25/2017
080438	09/19/2017	W/R	ALBERT GUARNIERI & CO., INC.	791.84	09/25/2017
080439	09/19/2017	W/W	STUDIES WEEKLY INC.	1,055.70	
080440	09/19/2017	W/R	FERGUSON, AMY	381.65	09/20/2017
080441	09/19/2017	W/W	LITTLE, ANDY J	125.00	
080442	09/19/2017	W/R	APPLE INC.	49.00	09/25/2017
080443	09/19/2017	W/W	AWARDSMITH	225.50	
080444	09/19/2017	W/R	BARNES & NOBLE	191.70	09/26/2017
080445	09/19/2017	W/R	NEER, CALEB	125.00	09/25/2017
080446	09/19/2017	W/R	CDW-G	154.37	09/25/2017
080447	09/19/2017	W/R	CHARLES RITTER CO.	403.46	09/22/2017
080448	09/19/2017	W/R	CLEARWATER SYSTEMS	59.80	09/25/2017
080449	09/19/2017	W/W	CURRIER, DAWN	19.99	
080450	09/19/2017	W/R	MARIKIS, DENNIS	1,200.00	09/26/2017
080451	09/19/2017	W/R	WHEATON, DIANNE L	24.00	09/25/2017
080452	09/19/2017	W/R	DISCOVERY EDUCATION	1,600.00	09/29/2017
080453	09/19/2017	W/W	KAPUSTAR, HEATHER	30.92	
080454	09/19/2017	W/R	ITsavvy	1,734.00	09/26/2017
080455	09/19/2017	W/R	NOBLET, JILLIAN	65.00	09/25/2017
080456	09/19/2017	W/R	VANHOUTEN, JON	125.00	09/25/2017
080457	09/19/2017	W/W	GUY, KATHERINE	96.00	
080458	09/19/2017	W/W	SPENCER, KATHERINE	1,200.00	
080459	09/19/2017	W/R	FOGLESONG, KEVIN	45.00	09/26/2017
080460	09/19/2017	W/W	MELILLO MIDDLE SCHOOL	516.00	
080461	09/19/2017	W/R	NEWS JOURNAL	50.50	09/25/2017
080462	09/19/2017	W/R	MNJ TECHNOLOGIES DIRECT INC	1,140.38	09/26/2017
080463	09/19/2017	W/W	OHSBCA	110.00	
080464	09/19/2017	W/R	ORTON GILLINGHAM	13.95	09/25/2017
080465	09/19/2017	W/R	PIONEER CTC	20.00	09/25/2017
080466	09/19/2017	W/R	PREMIER AGENDAS, INC.	2,039.00	09/25/2017
080467	09/19/2017	W/R	RIGGLEMAN, RYAN	125.00	09/26/2017
080468	09/19/2017	W/R	SCHOLASTIC BOOK CLUBS, INC.	219.78	09/29/2017
080469	09/19/2017	W/R	SCHOOL HEALTH CORP.	102.91	09/25/2017
080470	09/19/2017	W/R	SCHOOL SPECIALTY INC.	834.92	09/25/2017

Check#	Check Date	Org Sta	Vendor Paid	Check Amount	Status Date
080471	09/19/2017	W/R	SPYDER SIGNS AND GRAPHICS	2,180.00	09/27/2017
080472	09/19/2017	W/R	DAVIS, STACY	575.00	09/25/2017
080473	09/19/2017	W/R	STANTON SHEET MUSIC	328.10	09/25/2017
080474	09/19/2017	W/R	TEXTBOOK WAREHOUSE	1,048.00	09/27/2017
080475	09/19/2017	W/W	OHIO BUREAU OF CRIMINAL IDENT.	646.00	
080476	09/19/2017	W/W	WEAVER, TROY J	125.00	
080477	09/19/2017	W/R	WARD CUSTOM APPAREL	1,259.94	09/25/2017
080478	09/21/2017	W/R	HOLFINGER, CHRISTOPHER	250.00	09/28/2017
080479	09/21/2017	W/R	METROPOLITAN EDUCATIONAL	1,132.35	09/27/2017
080480	09/21/2017	W/W	MOHAWK GOLF & COUNTRY CLUB	125.00	
080481	09/21/2017	W/W	SYCAMORE SPRINGS GOLF COURSE	245.00	
080482	09/22/2017	W/W	ABDO PUBLISHING	484.70	
080483	09/22/2017	W/R	ALBERT GUARNIERI & CO., INC.	59.63	09/25/2017
080484	09/22/2017	W/R	AMERICAN READING CO	4,200.00	09/26/2017
080485	09/22/2017	W/R	AMERICAN WHITETAIL	300.01	09/27/2017
080486	09/22/2017	W/R	BARNES & NOBLE	229.25	09/29/2017
080487	09/22/2017	W/R	BIO CORPORATION	743.51	09/28/2017
080488	09/22/2017	W/R	BUCKEYE EDUCATIONAL	570.00	09/26/2017
080489	09/22/2017	W/R	CAPSTONE PRESS, INC	1,045.00	09/26/2017
080490	09/22/2017	W/R	CHARLES RITTER CO.	61.30	09/26/2017
080491	09/22/2017	W/R	COLUMBIA GAS OF OHIO	669.84	09/27/2017
080492	09/22/2017	W/R	WHEATON, DIANNE L	200.60	09/25/2017
080493	09/22/2017	W/R	RINEHART, FERROL	186.86	09/27/2017
080494	09/22/2017	W/R	FINDLAY CITY SCHOOLS	180.00	09/28/2017
080495	09/22/2017	W/R	G.A. WINTZER & SON CO.	50.00	09/26/2017
080496	09/22/2017	W/R	HCC LIFE INSURANCE CO	33,720.19	09/26/2017
080497	09/22/2017	W/R	RIVERSIDE PUBLISHING	1,183.10	09/26/2017
080498	09/22/2017	W/R	KAHL'S TELECOMMUNICATIONS	332.00	09/25/2017
080499	09/22/2017	W/R	MAKE MUSIC	399.00	09/29/2017
080500	09/22/2017	W/R	PEARSON EDUCATION	70.43	09/27/2017
080501	09/22/2017	W/W	RC THERAPY SERVICES, INC.	3,795.00	
080502	09/22/2017	W/R	DeLUCA, SANDRA	27.19	09/27/2017
080503	09/22/2017	W/R	SCHOLASTIC CLASSROOM MAGAZINES	2,044.35	09/28/2017
080504	09/22/2017	W/R	SCHOOL HEALTH CORP.	69.85	09/27/2017
080505	09/22/2017	W/R	SCHOOL SPECIALTY INC.	8,652.39	09/25/2017
080506	09/22/2017	W/R	SHELBY CITY SCHOOLS	520.00	09/25/2017
080507	09/22/2017	W/R	COFFMAN, STEPHANIE	265.02	09/25/2017
080508	09/22/2017	W/W	SYCAMORE SPRINGS GOLF COURSE	150.00	
080509	09/22/2017	W/R	TEACHER SYNERGY LLC	229.09	09/28/2017
080510	09/22/2017	W/R	WARD'S NATURAL SCIENCE	21.90	09/25/2017
080511	09/22/2017	W/R	WILSON LANGUAGE TRAINING	1,261.72	09/27/2017
080512	09/26/2017	W/W	AIRGAS USA, LLC	272.18	
080513	09/26/2017	W/W	AMERICAN FIDELITY	1,485.00	
080514	09/26/2017	W/W	AWARDSMITH	27.25	
080515	09/26/2017	W/W	CARDINAL BUS SALES & SERVICE	501.65	
080516	09/26/2017	W/W	CBIZ BENEFITS & INSURANCE	2,750.00	
080517	09/26/2017	W/W	CDW-G	221.38	
080518	09/26/2017	W/W	COWLES, CINDY	1,068.48	
080519	09/26/2017	W/W	DEMCO, INC.	119.84	
080520	09/26/2017	W/W	SMITH, GREG	62.75	
080521	09/26/2017	W/W	KIMBALL MIDWEST	411.72	
080522	09/26/2017	W/W	RANKIN, MICHAEL	62.75	

Check#	Check Date	Org Sta	Vendor Paid	Check Amount	Status Date
080523	09/26/2017	W/W	OAASFEP	900.00	
080524	09/26/2017	W/W	OCTM	100.00	
080525	09/26/2017	W/W	OHSBCA	20.00	
080526	09/26/2017	W/W	ORIENTAL TRADING COMPANY	211.81	
080527	09/26/2017	W/W	OVERLAND STORAGE, INC	939.00	
080528	09/26/2017	W/W	PHONAK LLC	100.00	
080529	09/26/2017	W/W	POST MASTER	147.00	
080530	09/26/2017	W/W	RICHLAND CO. HEALTH DEPT	4,628.68	
080531	09/26/2017	W/W	SCHAUB, RON	240.00	
080532	09/26/2017	W/W	SCHOLASTIC INC.	2,579.37	
080533	09/26/2017	W/W	SCHOOL HEALTH CORP.	1,465.56	
080534	09/26/2017	W/W	SCHOOL SPECIALTY INC.	1,732.47	
080535	09/26/2017	W/W	STANTON SHEET MUSIC	136.30	
080536	09/26/2017	W/W	TEACHER SYNERGY LLC	64.99	
080537	09/26/2017	W/W	TEAM SPORTS, INC	2,511.00	
080538	09/26/2017	W/W	TRANSPORTATION ACCESSORIES CO.	281.13	
080539	09/26/2017	W/W	VERIZON WIRELESS	941.72	
080540	09/26/2017	W/R	STIMA, VICKIE	68.64	09/29/2017
080541	09/26/2017	W/W	WESTBROOK COUNTRY CLUB	7,500.00	
080542	09/27/2017	W/W	POST MASTER	693.97	
080543	09/27/2017	W/W	OMEA	550.00	
080544	09/29/2017	W/W	SMITH, GREG	35.00	
080545	09/29/2017	W/W	KATHREIN, MICHAEL	35.00	
080546	09/29/2017	B/B	HAMMOND, JENNIFER	20.00	
080547	09/29/2017	B/B	STOYKO, DAVID-NON 1099	11.00	
080548	09/29/2017	B/B	ROARK, TONYA	42.00	
080549	09/29/2017	B/B	MORANDO, ELIZABETH	20.00	
080550	09/29/2017	B/B	OFFENBURGER, JOHN	20.00	
080551	09/29/2017	B/B	GALLAGHER, KELLY	33.00	
080552	09/29/2017	B/B	LLAMAS, MARIA	39.00	
080553	09/29/2017	B/B	MANSFIELD, TAMMIE	53.00	
080554	09/29/2017	B/B	MANUELLA, STEPHANIE	22.00	
080555	09/29/2017	B/B	MYERS, GARLA	56.00	
080556	09/29/2017	B/B	WHEELER-MARTIN, LORI	178.50	
080557	09/29/2017	B/B	CORNELIUS, MICHELLE	100.00	
080558	09/29/2017	B/B	BOPP, JESSICA	30.00	
080559	09/29/2017	B/B	KEITH, AMANDA	30.00	
080560	09/29/2017	W/W	SHELDON, AMANDA	85.00	
080561	09/29/2017	W/W	AVERY ENTERPRISES	169.00	
080562	09/29/2017	W/W	BARNES & NOBLE	253.93	
080563	09/29/2017	W/W	CenturyLink	1,388.63	
080564	09/29/2017	W/W	CHARLES RITTER CO.	23.99	
080565	09/29/2017	W/W	CLARITY FOR COMMUNICATION, LLC	3,500.00	
080566	09/29/2017	W/W	DIRECT ENERGY BUSINESS MARKETI	82.91	
080567	09/29/2017	W/W	JEFFRIES, DREW T	100.00	
080568	09/29/2017	W/W	EVAN-MOOR EDUCATIONAL PUBLISH.	131.96	
080569	09/29/2017	W/W	AVITA HEALTH SYSTEM	85.00	
080570	09/29/2017	W/W	EICHORN, JORDAN	24.00	
080571	09/29/2017	W/W	FREEMAN, KAREN	19.26	
080572	09/29/2017	W/W	WEIDIG, KATHY	294.47	
080573	09/29/2017	W/W	HOLDER, KELLY	57.00	
080574	09/29/2017	W/W	KROGER COMPANY	225.01	

Check#	Check Date	Org Sta	Vendor Paid	Check Amount	Status Date
080575	09/29/2017	W/W	MINUTEMAN PRESS	329.67	
080576	09/29/2017	W/W	MORRISON DRAPERY & BLINDS	1,200.00	
080577	09/29/2017	W/W	MVD SPORTS	597.00	
080578	09/29/2017	W/W	NATIONAL ELECTRIC SUPPLY	539.00	
080579	09/29/2017	W/W	NORTH CENTRAL OHIO ESC	275.63	
080580	09/29/2017	W/W	NORTH COAST MEDICAL	29.78	
080581	09/29/2017	W/W	PARTNERS	17,000.00	
080582	09/29/2017	W/W	PHONAK LLC	3,313.04	
080583	09/29/2017	W/W	QUENCH	38.00	
080584	09/29/2017	W/W	REALLY GOOD STUFF	93.90	
080585	09/29/2017	W/W	RENHILL GROUP, INC.	9,519.32	
080586	09/29/2017	W/W	SCHOLASTIC CLASSROOM MAGAZINES	313.17	
080587	09/29/2017	W/W	SCHOOL HEALTH CORP.	140.20	
080588	09/29/2017	W/W	SCHOOL SPECIALTY INC.	14,520.55	
080589	09/29/2017	W/W	HOLLOWAY, SHEILA	305.00	
080590	09/29/2017	W/W	TEACHER SYNERGY LLC	473.73	
080591	09/29/2017	W/W	TEAM SPORTS, INC	576.00	
080592	09/29/2017	W/W	THE CENTER FOR INDIVIDUAL &	2,531.83	
080593	09/29/2017	W/W	DUFFEY, THERESA	245.61	
080594	09/29/2017	W/W	US BANK	4,118.75	
080595	09/29/2017	W/W	UNITY SCHOOL BUS PARTS	254.23	
080596	09/29/2017	W/W	HUNTER, VALERIE	51.86	
080597	09/29/2017	W/W	WAL-MART DISCOUNT CITIES	675.34	
080598	09/29/2017	W/W	ADVANCED KEY & LOCK SHOP	24.00	
080599	09/29/2017	W/W	ALL OHIO COUNSELORS CONFERENCE	160.00	
080600	09/29/2017	W/W	AMERICAN ELECTRIC POWER	23,158.46	
080601	09/29/2017	W/W	AWARDSMITH	421.65	
080602	09/29/2017	W/W	CALVERT EDUCATION	1,700.00	
080603	09/29/2017	W/W	CARDINAL RENTAL & SALES, LTD	10.00	
080604	09/29/2017	W/W	CDI COMPUTERS DEALERS INC.	3,004.00	
080605	09/29/2017	W/W	CHARLES RITTER CO.	44.60	
080606	09/29/2017	W/W	COWLES, CINDY	1,022.90	
080607	09/29/2017	W/W	COLES ENERGY, INC.	771.73	
080608	09/29/2017	W/W	TURLO, ERIC	56.71	
080609	09/29/2017	W/W	FAMOUS ENTERPRISES, INC.	36.25	
080610	09/29/2017	W/W	RINEHART, FERROL	60.95	
080611	09/29/2017	W/W	FRONTROW	6,918.00	
080612	09/29/2017	W/W	FURBAY/MANSFIELD ELECTRIC	83.99	
080613	09/29/2017	W/W	GRAINGER	54.20	
080614	09/29/2017	W/W	WHITESEL, JASON	61.53	
080615	09/29/2017	W/W	JOHN GARBER MATERIALS, INC.	138.51	
080616	09/29/2017	W/W	KAHL'S ELECTRIC, INC.	312.00	
080617	09/29/2017	W/W	SPENCER, KATHERINE	51.48	
080618	09/29/2017	W/W	LESCH BATTERY & POWER	3,100.00	
080619	09/29/2017	W/W	LOFT VIOLIN SHOP	4,201.50	
080620	09/29/2017	W/W	LOWE'S HOME CENTER	640.18	
080621	09/29/2017	W/W	MEDINA COUNTY SCHOOLS' ESC	120.00	
080622	09/29/2017	W/W	MENARDS	448.99	
080623	09/29/2017	W/W	SHAFFER, MICHELLE	175.19	
080624	09/29/2017	W/W	MID-OHIO TREE SERVICE	1,100.00	
080625	09/29/2017	W/W	MID-OHIO ED. SERVICE CENTER	90.00	
080626	09/29/2017	W/W	NORTH CENTRAL OHIO ESC	75.00	

Check#	Check Date	Org Sta	Vendor Paid	Check Amount	Status Date
080627	09/29/2017	W/W	OMEA	240.00	
080628	09/29/2017	W/W	PLUMBMASTER, INC.	785.15	
080629	09/29/2017	W/W	RUMPKE	828.90	
080630	09/29/2017	W/W	KNUCKLES, RYAN	50.78	
080631	09/29/2017	W/W	SAM'S CLUB	160.94	
080632	09/29/2017	W/W	SCHOOL SPECIALTY INC.	2,386.95	
080633	09/29/2017	W/W	PAPCUN, SHARON	23.74	
080634	09/29/2017	W/W	KNAPP, SHELLY	250.28	
080635	09/29/2017	W/W	SIEMENS INDUSTRY, INC.	5,804.00	
080636	09/29/2017	W/W	STANTON SHEET MUSIC	388.91	
080637	09/29/2017	W/W	SAURERS, STEPHANIE	22.67	
080638	09/29/2017	W/W	STOODTS MARKET	238.42	
080639	09/29/2017	W/W	SUNBELT RENTALS	1,115.40	
080640	09/29/2017	W/W	SunGraphics, Inc.	964.75	
080641	09/29/2017	W/W	TREASURER, STATE OF OHIO	426.00	
080642	09/29/2017	W/W	U.S. SCHOOL SUPPLY, INC	734.43	
080643	09/29/2017	W/W	VILLAGE OF LEXINGTON	5,340.39	
080644	09/29/2017	W/W	LEXINGTON ATHLETIC DEPT.	5,070.85	
691040	09/05/2017	C/R	LEXINGTON SCHOOLS - PAYROLL	563,724.12	09/20/2017
691044	09/08/2017	M/M	GORDON FOOD SERVICE	14,552.78	
691045	09/14/2017	M/M	LEXINGTON SCHOOLS - PAYROLL	7,814.91	
691046	09/14/2017	M/M	MEMO-S.E.R.S.	2,830.61	
691047	09/14/2017	M/M	MEMO-S.T.R.S.	6,733.12	
691048	09/20/2017	C/R	LEXINGTON SCHOOLS - PAYROLL	551,028.05	09/20/2017
691049	09/20/2017	M/M	ANTHEM BENEFIT SERVICES	331,148.75	
691050	09/20/2017	M/M	LEXINGTON SCHOOLS - PAYROLL	7,424.84	
691051	09/20/2017	M/M	MEMO-S.E.R.S.	2,862.42	
691052	09/20/2017	M/M	MEMO-S.T.R.S.	6,725.07	
691053	09/28/2017	M/M	MEMO-MID OHIO ESC	1,255.58	
691054	09/28/2017	M/M	MEMO-S.E.R.S.	43,552.00	
691055	09/28/2017	M/M	MEMO-S.T.R.S.	109,320.00	
Total Checks Issued				\$ 2,126,349.01	

TRANS NO	ITEM NO	TRANS DATE	STS	DESCRIPTION OR SOURCE	TI	FUND	RCPT	SPCC	SUBJ	OPU	TRANS AMOUNT
070999	0001	09/06/2017	A	Preschool tuition	03	001	1211	0000	000000	500	700.00
070970	0001	09/07/2017	A	Tuition pymt	03	001	1211	0000	000000	000	1,235.62
071002	0001	09/07/2017	A	Preschool tuition	03	001	1211	0000	000000	500	200.00
071022	0001	09/11/2017	A	Preschool tuition	03	001	1211	0000	000000	500	400.00
071027	0001	09/12/2017	A	Preschool tuition	03	001	1211	0000	000000	500	400.00
071041	0001	09/14/2017	A	Preschool tuition	03	001	1211	0000	000000	500	200.00
071046	0001	09/14/2017	A	Tuition	03	001	1211	0000	000000	000	617.81
071048	0001	09/14/2017	A	tuition	03	001	1211	0000	000000	000	2,471.24
071053	0001	09/15/2017	A	Preschool tuition	03	001	1211	0000	000000	500	200.00
071077	0001	09/20/2017	A	Preschool tuition	03	001	1211	0000	000000	500	510.00
071078	0001	09/20/2017	A	Tuition pymt	03	001	1211	0000	000000	000	620.00
071128	0001	09/27/2017	A	Tuition pymt	03	001	1211	0000	000000	000	5,560.28
071144	0001	09/29/2017	B	TUITION REFUND/JACK OWENS	03	001	1211	0000	000000	500	100.00-
071154	0001	09/29/2017	A	Tuition pymt	03	001	1211	0000	000000	000	617.81
RCPT CODE SUB-TOTAL:											13,632.76
070975	0012	09/15/2017	A	Open Enrollment Revenue	03	001	1227	0000	000000	000	100.00
071093	0012	09/29/2017	A	Open Enrollment Revenue	03	001	1227	0000	000000	000	100.00
RCPT CODE SUB-TOTAL:											200.00
071167	0001	09/30/2017	A	Richland Bank Sept interest	03	001	1410	0000	000000	000	7,159.85
RCPT CODE SUB-TOTAL:											7,159.85
070989	0002	09/05/2017	A	Central school fees	03	001	1740	0000	000000	400	84.00
070992	0001	09/05/2017	A	HS School fees	03	001	1740	0000	000000	100	302.50
070994	0001	09/06/2017	A	Western school fees	03	001	1740	0000	000000	500	20.00
070996	0002	09/06/2017	A	Central school fees	03	001	1740	0000	000000	400	84.00
070997	0001	09/06/2017	A	Eastern school fees	03	001	1740	0000	000000	300	300.00
071000	0001	09/07/2017	A	Western school fees	03	001	1740	0000	000000	500	80.00
071001	0001	09/07/2017	A	Central School fees	03	001	1740	0000	000000	400	112.00
071015	0001	09/11/2017	A	HS School fees	03	001	1740	0000	000000	100	55.50
071016	0001	09/11/2017	A	Western school fees	03	001	1740	0000	000000	500	60.00
071026	0001	09/12/2017	A	HS School Fees	03	001	1740	0000	000000	100	64.00
071037	0001	09/13/2017	A	Eastern fees	03	001	1740	0000	000000	300	90.00
071039	0001	09/14/2017	A	Western fees	03	001	1740	0000	000000	500	20.00
071049	0001	09/14/2017	A	Central school fees	03	001	1740	0000	000000	400	56.00
070977	0001	09/15/2017	A	Cian botdorf - fees credit	03	001	1740	0000	000000	100	20.00-
070977	0003	09/15/2017	A	Katheryn dingus - fees credit	03	001	1740	0000	000000	100	15.00-
071051	0001	09/15/2017	A	Central school fees	03	001	1740	0000	000000	400	56.00
071060	0001	09/18/2017	A	Central school fees	03	001	1740	0000	000000	400	56.00
071074	0001	09/18/2017	A	Central school fees	03	001	1740	0000	000000	400	56.00

STATUS (STS) CODES:  
 A-RECEIPT B-REFUND OF RECEIPT V-VOID REFUND OF RECEIPT X-REDUCTION OF EXPENDITURE  
 C-APPROPRIATION OR BUDGET MODIFICATIONS D-EXPENSE/SUPPLIES DISTRIBUTION F-FUND TO FUND TRANSFER

TRANS NO	ITEM NO	TRANS DATE	STS	DESCRIPTION OR SOURCE	TI	FUND	RCPT	SPCC	SUBJ	OPU	TRANS AMOUNT	
071076	0001	09/20/2017	A	Western school fees	03	001	1740	0000	000000	500	20.00	
071081	0001	09/21/2017	A	Western school fees	03	001	1740	0000	000000	500	20.00	
071098	0001	09/22/2017	A	Central school fees	03	001	1740	0000	000000	400	28.00	
071110	0001	09/25/2017	A	Eastern school fees	03	001	1740	0000	000000	300	97.00	
071149	0001	09/28/2017	A	HS Fees	03	001	1740	0000	000000	100	57.00	
071162	0001	09/28/2017	A	Western school fees	03	001	1740	0000	000000	500	40.00	
071133	0001	09/29/2017	B	FEE REFUND	03	001	1740	0000	000000	100	20.00-	
071134	0001	09/29/2017	B	FEE REFUND ENGLISH ALLIE	03	001	1740	0000	000000	100	11.00-	
071135	0001	09/29/2017	B	FEE REFUND- MICHAEL	03	001	1740	0000	000000	100	42.00-	
071136	0001	09/29/2017	B	FEE REFUND/GABBY	03	001	1740	0000	000000	100	20.00-	
071137	0001	09/29/2017	B	FEE REFUND/NICK	03	001	1740	0000	000000	100	20.00-	
071138	0001	09/29/2017	B	FEE REFUND-KOLLY MORRISON	03	001	1740	0000	000000	100	33.00-	
071139	0001	09/29/2017	B	FEE REFUND-ALEX	03	001	1740	0000	000000	100	39.00-	
071140	0001	09/29/2017	B	FEE REFUND- MAKENNA	03	001	1740	0000	000000	100	53.00-	
071141	0001	09/29/2017	B	FEE REFUND-OLIVIA	03	001	1740	0000	000000	100	22.00-	
071142	0001	09/29/2017	B	FEE REFUND-HANNAH	03	001	1740	0000	000000	100	56.00-	
071143	0001	09/29/2017	B	FEE REFUND-MEGAN/LINDSEY	03	001	1740	0000	000000	100	178.50-	
071145	0001	09/29/2017	B	FEE REFUND-ELLA ASHER	03	001	1740	0000	000000	400	30.00-	
071146	0001	09/29/2017	B	FEE REFUND-HAYDEN	03	001	1740	0000	000000	400	30.00-	
071155	0001	09/29/2017	A	HS Fees - Pay For It	03	001	1740	0000	000000	100	333.50	
071155	0002	09/29/2017	A	Central Fees - Pay For It	03	001	1740	0000	000000	400	270.00	
071155	0003	09/29/2017	A	Jr High Fees - Pay For It	03	001	1740	0000	000000	400	74.00	
071155	0004	09/29/2017	A	Eastern Fees - Pay For It	03	001	1740	0000	000000	400	270.00	
071155	0005	09/29/2017	A	Western Fees - Pay For It	03	001	1740	0000	000000	400	210.00	
071157	0001	09/29/2017	A	Central school fees	03	001	1740	0000	000000	400	28.00	
											RCPT CODE SUB-TOTAL:	2,354.00
070974	0001	09/13/2017	B	BLDG RENTAL REFUND	03	001	1810	0000	000000	000	75.00-	
											RCPT CODE SUB-TOTAL:	75.00-
071058	0001	09/15/2017	A	Milliron scrap	03	001	1890	0000	000000	000	399.00	
											RCPT CODE SUB-TOTAL:	399.00
070975	0001	09/15/2017	A	Opportunity Grant	03	001	3110	0000	000000	000	300,482.10	
070975	0002	09/15/2017	A	Targeted Assistance	03	001	3110	0000	000000	000	25,975.80	
070975	0003	09/15/2017	A	K-3 Literacy Funding	03	001	3110	0000	000000	000	5,847.65	
070975	0005	09/15/2017	A	Limited English Prof Funding	03	001	3110	0000	000000	000	325.89	
070975	0006	09/15/2017	A	Gifted Education Funding	03	001	3110	0000	000000	000	5,137.23	
070975	0007	09/15/2017	A	Transportation	03	001	3110	0000	000000	000	23,094.97	
070975	0008	09/15/2017	A	Special Education Funding	03	001	3110	0000	000000	000	39,398.07	
070975	0010	09/15/2017	A	Preschool Special Educ. Funding	03	001	3110	0000	000000	000	7,813.91	

STATUS (STS) CODES:

A-RECEIPT B-REFUND OF RECEIPT V-VOID REFUND OF RECEIPT X-REDUCTION OF EXPENDITURE  
 C-APPROPRIATION OR BUDGET MODIFICATIONS D-EXPENSE/SUPPLIES DISTRIBUTION F-FUND TO FUND TRANSFER



TRANS NO	ITEM NO	TRANS DATE	STS	DESCRIPTION OR SOURCE	TI	FUND	RCPT	SPCC	SUBJ	OPU	TRANS AMOUNT
070975	0011	09/15/2017	A	Special Educ Transportation	03	001	3110	0000	000000	000	1,683.49
070975	0019	09/15/2017	A	JV02 FY2017 SFPR Adjustment	03	001	3110	0000	000000	000	714.23-
071093	0001	09/29/2017	A	Opportunity Grant	03	001	3110	0000	000000	000	300,083.01
071093	0002	09/29/2017	A	Targeted Assistance	03	001	3110	0000	000000	000	25,928.50
071093	0003	09/29/2017	A	K-3 Literacy Funding	03	001	3110	0000	000000	000	5,847.65
071093	0005	09/29/2017	A	Limited English Prof Funding	03	001	3110	0000	000000	000	325.89
071093	0006	09/29/2017	A	Gifted Education Funding	03	001	3110	0000	000000	000	5,136.52
071093	0007	09/29/2017	A	Transportation	03	001	3110	0000	000000	000	23,094.98
071093	0008	09/29/2017	A	Special Education Funding	03	001	3110	0000	000000	000	40,192.34
071093	0010	09/29/2017	A	Preschool Special Educ Funding	03	001	3110	0000	000000	000	7,813.92
071093	0011	09/29/2017	A	Special Educ Transportation	03	001	3110	0000	000000	000	1,683.49
RCPT CODE SUB-TOTAL:											819,151.18
070973	0004	09/12/2017	A	Rollback- General Morrow	03	001	3131	0000	000000	000	19,878.99
070973	0005	09/12/2017	A	Rollback Emerg Levy - Morrow	03	001	3131	0000	000000	000	14,755.47
070973	0007	09/12/2017	A	2 1/2 RB - Real Est - Morrow	03	001	3131	0000	000000	000	2,407.90
070973	0008	09/12/2017	A	2 1/2 RB - Emerg Levy - Morrow	03	001	3131	0000	000000	000	1,787.29
071092	0001	09/26/2017	A	RB for Real Estate - Morrow	03	001	3131	0000	000000	000	1,075.25
071092	0002	09/26/2017	A	RB for Emergency Levy - Morrow	03	001	3131	0000	000000	000	798.14
071092	0004	09/26/2017	A	2 1/2 HMRB Real Est-Morrow	03	001	3131	0000	000000	000	200.00
071092	0005	09/26/2017	A	2 1/2 HMRB Emerg Levy-Morrow	03	001	3131	0000	000000	000	148.44
RCPT CODE SUB-TOTAL:											41,051.48
070973	0001	09/12/2017	A	Homestead Real Est - Morrow	03	001	3132	0000	000000	000	6,295.43
070973	0002	09/12/2017	A	Homestead Emerg Levy- Morrow	03	001	3132	0000	000000	000	4,672.90
071091	0001	09/25/2017	A	Homestead Real Est - Morrow	03	001	3132	0000	000000	000	2,712.88
071091	0002	09/25/2017	A	Homestead Emerg Levy-Morrow	03	001	3132	0000	000000	000	1,880.95
RCPT CODE SUB-TOTAL:											15,562.16
070975	0004	09/15/2017	A	Economic Disadvantaged Funding	03	001	3211	0000	000000	000	2,625.54
071093	0004	09/29/2017	A	Economic Disadvantaged Funding	03	001	3211	0000	000000	000	2,611.55
RCPT CODE SUB-TOTAL:											5,237.09
070975	0009	09/15/2017	A	Career Tech Education Funding	03	001	3219	0000	000000	000	478.88
071093	0009	09/29/2017	A	Career Tech Education Funding	03	001	3219	0000	000000	000	462.63
RCPT CODE SUB-TOTAL:											941.51
071042	0002	09/14/2017	A	Scholastic refund	03	001	5300	0000	000000	000	121.55
070978	0001	09/18/2017	A	E-Rate Payment	03	001	5300	0000	000000	000	35,336.17

STATUS (STS) CODES:

A-RECEIPT B-REFUND OF RECEIPT V-VOID REFUND OF RECEIPT X-REDUCTION OF EXPENDITURE  
 C-APPROPRIATION OR BUDGET MODIFICATIONS D-EXPENSE/SUPPLIES DISTRIBUTION F-FUND TO FUND TRANSFER

TRANS NO	ITEM NO	TRANS DATE	STS	DESCRIPTION OR SOURCE	TI	FUND	RCPT	SPCC	SUBJ	OPU	TRANS AMOUNT	
071120	0005	09/26/2017	A	SERS Refund FY 12017	03	001	5300	0000	000000	000	23,512.48	
											RCPT CODE SUB-TOTAL:	58,970.20
											FUND CODE SUB-TOTAL:	964,584.23
070973	0006	09/12/2017	A	Rollback- Perm Impt - Morrow	03	003	3131	0000	000000	000	1,767.91	
070973	0009	09/12/2017	A	2 1/2 RB - PI Levy - Morrow	03	003	3131	0000	000000	000	214.14	
071092	0003	09/26/2017	A	RB for PI Levy - Morrow	03	003	3131	0000	000000	000	95.62	
071092	0006	09/26/2017	A	2 1/2 HMRB PI Levy-Morrow	03	003	3131	0000	000000	000	17.79	
											RCPT CODE SUB-TOTAL:	2,095.46
070973	0003	09/12/2017	A	Homestead for PI Levy-Morrow	03	003	3132	0000	000000	000	559.88	
071091	0003	09/25/2017	A	Homestead for PI Levy-Morrow	03	003	3132	0000	000000	000	244.62	
											RCPT CODE SUB-TOTAL:	804.50
											FUND CODE SUB-TOTAL:	2,899.96
071014	0026	09/08/2017	A	HS Breakfast	03	006	1511	0000	000000	100	130.30	
071014	0027	09/08/2017	A	Jr. Hi Breakfast	03	006	1511	0000	000000	200	19.50	
071014	0028	09/08/2017	A	Eastern Breakfast	03	006	1511	0000	000000	300	41.85	
071014	0029	09/08/2017	A	Central Breakfast	03	006	1511	0000	000000	400	32.40	
071014	0030	09/08/2017	A	Western Breakfast	03	006	1511	0000	000000	500	52.80	
071064	0026	09/15/2017	A	HS Breakfast	03	006	1511	0000	000000	100	87.15	
071064	0027	09/15/2017	A	Jr. Hi Breakfast	03	006	1511	0000	000000	200	15.10	
071064	0028	09/15/2017	A	Eastern Breakfast	03	006	1511	0000	000000	300	30.80	
071064	0029	09/15/2017	A	Central Breakfast	03	006	1511	0000	000000	400	36.20	
071064	0030	09/15/2017	A	Western Breakfast	03	006	1511	0000	000000	500	65.25	
071107	0026	09/22/2017	A	HS Breakfast	03	006	1511	0000	000000	100	100.45	
071107	0027	09/22/2017	A	Jr. Hi Breakfast	03	006	1511	0000	000000	200	13.85	
071107	0028	09/22/2017	A	Eastern Breakfast	03	006	1511	0000	000000	300	27.30	
071107	0029	09/22/2017	A	Central Breakfast	03	006	1511	0000	000000	400	25.20	
071107	0030	09/22/2017	A	Western Breakfast	03	006	1511	0000	000000	500	57.25	
071161	0026	09/29/2017	A	HS Breakfast	03	006	1511	0000	000000	100	106.85	
071161	0027	09/29/2017	A	Jr. Hi Breakfast	03	006	1511	0000	000000	200	12.90	
071161	0028	09/29/2017	A	Eastern Breakfast	03	006	1511	0000	000000	300	31.20	
071161	0029	09/29/2017	A	Central Breakfast	03	006	1511	0000	000000	400	15.30	
071161	0030	09/29/2017	A	Western Breakfast	03	006	1511	0000	000000	500	72.95	
											RCPT CODE SUB-TOTAL:	974.60

STATUS (STS) CODES:

A-RECEIPT B-REFUND OF RECEIPT V-VOID REFUND OF RECEIPT X-REDUCTION OF EXPENDITURE  
 C-APPROPRIATION OR BUDGET MODIFICATIONS D-EXPENSE/SUPPLIES DISTRIBUTION F-FUND TO FUND TRANSFER

TRANS NO	ITEM NO	TRANS DATE	STS DESCRIPTION OR SOURCE	TI FUND RCPT SPCC SUBJ	OPU	TRANS AMOUNT
071014	0001	09/08/2017	A HS Stu. Type A	03 006 1512 0000 000000	100	2,279.40
071014	0005	09/08/2017	A HS ROA Stu. Type A	03 006 1512 0000 000000	100	1,533.15-
071014	0006	09/08/2017	A Jr Hi Stu. Type A	03 006 1512 0000 000000	200	933.30
071014	0010	09/08/2017	A Jr. Hi ROA Stu Type A	03 006 1512 0000 000000	200	391.46-
071014	0011	09/08/2017	A Eastern Stu. Type A	03 006 1512 0000 000000	300	1,182.25
071014	0015	09/08/2017	A Eastern ROA Stu. Type A	03 006 1512 0000 000000	300	573.02-
071014	0016	09/08/2017	A Central Stu. Type A	03 006 1512 0000 000000	400	805.80
071014	0020	09/08/2017	A Central ROA Stu. Type A	03 006 1512 0000 000000	400	229.60-
071014	0021	09/08/2017	A Western Stu. Type A	03 006 1512 0000 000000	500	683.90
071014	0025	09/08/2017	A Western ROA Stu. Type A	03 006 1512 0000 000000	500	315.20-
070976	0002	09/15/2017	A Regan Mundy Lunch pymt	03 006 1512 0000 000000	200	14.00
070977	0002	09/15/2017	A Cian Botdorf Lunch pymt	03 006 1512 0000 000000	100	20.00
070977	0004	09/15/2017	A Katheryn dingus Lunch pymt	03 006 1512 0000 000000	100	15.00
071064	0001	09/15/2017	A HS Stu. Type A	03 006 1512 0000 000000	100	2,576.70
071064	0005	09/15/2017	A HS ROA Stu. Type A	03 006 1512 0000 000000	100	1,213.75-
071064	0006	09/15/2017	A Jr Hi Stu. Type A	03 006 1512 0000 000000	200	933.35
071064	0010	09/15/2017	A Jr. Hi ROA Stu Type A	03 006 1512 0000 000000	200	730.80-
071064	0011	09/15/2017	A Eastern Stu. Type A	03 006 1512 0000 000000	300	1,177.80
071064	0015	09/15/2017	A Eastern ROA Stu. Type A	03 006 1512 0000 000000	300	874.94-
071064	0016	09/15/2017	A Central Stu. Type A	03 006 1512 0000 000000	400	911.35
071064	0020	09/15/2017	A Central ROA Stu. Type A	03 006 1512 0000 000000	400	604.31-
071064	0021	09/15/2017	A Western Stu. Type A	03 006 1512 0000 000000	500	722.50
071064	0025	09/15/2017	A Western ROA Stu. Type A	03 006 1512 0000 000000	500	595.70-
071107	0001	09/22/2017	A HS Stu. Type A	03 006 1512 0000 000000	100	2,516.40
071107	0005	09/22/2017	A HS ROA Stu. Type A	03 006 1512 0000 000000	100	1,207.75-
071107	0006	09/22/2017	A Jr Hi Stu. Type A	03 006 1512 0000 000000	200	1,013.50
071107	0010	09/22/2017	A Jr. Hi ROA Stu Type A	03 006 1512 0000 000000	200	672.05-
071107	0011	09/22/2017	A Eastern Stu. Type A	03 006 1512 0000 000000	300	1,226.55
071107	0015	09/22/2017	A Eastern ROA Stu. Type A	03 006 1512 0000 000000	300	481.57-
071107	0016	09/22/2017	A Central Stu. Type A	03 006 1512 0000 000000	400	891.70
071107	0020	09/22/2017	A Central ROA Stu. Type A	03 006 1512 0000 000000	400	443.80-
071107	0021	09/22/2017	A Western Stu. Type A	03 006 1512 0000 000000	500	732.30
071107	0025	09/22/2017	A Western ROA Stu. Type A	03 006 1512 0000 000000	500	502.90-
071155	0006	09/29/2017	A HS Lunch - Pay For It	03 006 1512 0000 000000	100	4,444.30
071155	0007	09/29/2017	A Jr High Lunch - Pay For It	03 006 1512 0000 000000	200	2,345.15
071155	0008	09/29/2017	A Eastern Lunch - Pay For It	03 006 1512 0000 000000	300	1,842.95
071155	0009	09/29/2017	A Central Lunch - Pay For It	03 006 1512 0000 000000	400	1,466.30
071155	0010	09/29/2017	A Western Lunch - Pay For It	03 006 1512 0000 000000	500	1,431.75
071161	0001	09/29/2017	A HS Stu. Type A	03 006 1512 0000 000000	100	2,716.35
071161	0005	09/29/2017	A HS ROA Stu. Type A	03 006 1512 0000 000000	100	1,007.10-
071161	0006	09/29/2017	A Jr Hi Stu. Type A	03 006 1512 0000 000000	200	1,025.30
071161	0010	09/29/2017	A Jr. Hi ROA Stu Type A	03 006 1512 0000 000000	200	635.05-
071161	0011	09/29/2017	A Eastern Stu. Type A	03 006 1512 0000 000000	300	1,295.35
071161	0015	09/29/2017	A Eastern ROA Stu. Type A	03 006 1512 0000 000000	300	674.32-

STATUS (STS) CODES:

A-RECEIPT B-REFUND OF RECEIPT V-VOID REFUND OF RECEIPT X-REDUCTION OF EXPENDITURE  
 C-APPROPRIATION OR BUDGET MODIFICATIONS D-EXPENSE/SUPPLIES DISTRIBUTION F-FUND TO FUND TRANSFER

TRANS NO	ITEM NO	TRANS DATE	STS	DESCRIPTION OR SOURCE	TI	FUND	RCPT	SPCC	SUBJ	DFU	TRANS AMOUNT
071161	0016	09/29/2017	A	Central Stu. Type A	03	006	1512	0000	000000	400	885.00
071161	0020	09/29/2017	A	Central ROA Stu. Type A	03	006	1512	0000	000000	400	441.05-
071161	0021	09/29/2017	A	Western Stu. Type A	03	006	1512	0000	000000	500	839.00
071161	0025	09/29/2017	A	Western ROA Stu. Type A	03	006	1512	0000	000000	500	400.05-
RCPT CODE SUB-TOTAL:											23,398.68
071014	0003	09/08/2017	A	HS Stu. Ala Carte	03	006	1513	0000	000000	100	1,367.95
071014	0008	09/08/2017	A	Jr. Hi Stu. Ala Carte	03	006	1513	0000	000000	200	268.65
071014	0013	09/08/2017	A	Eastern Stu. Ala Carte	03	006	1513	0000	000000	300	260.60
071014	0018	09/08/2017	A	Central Stu. Ala Carte	03	006	1513	0000	000000	400	77.25
071014	0023	09/08/2017	A	Western Stu. Ala Carte	03	006	1513	0000	000000	500	134.25
071064	0003	09/15/2017	A	HS Stu. Ala Carte	03	006	1513	0000	000000	100	1,355.75
071064	0008	09/15/2017	A	Jr. Hi Stu. Ala Carte	03	006	1513	0000	000000	200	318.95
071064	0013	09/15/2017	A	Eastern Stu. Ala Carte	03	006	1513	0000	000000	300	329.80
071064	0018	09/15/2017	A	Central Stu. Ala Carte	03	006	1513	0000	000000	400	111.05
071064	0023	09/15/2017	A	Western Stu. Ala Carte	03	006	1513	0000	000000	500	121.75
071107	0003	09/22/2017	A	HS Stu. Ala Carte	03	006	1513	0000	000000	100	1,339.85
071107	0008	09/22/2017	A	Jr. Hi Stu. Ala Carte	03	006	1513	0000	000000	200	288.90
071107	0013	09/22/2017	A	Eastern Stu. Ala Carte	03	006	1513	0000	000000	300	265.00
071107	0018	09/22/2017	A	Central Stu. Ala Carte	03	006	1513	0000	000000	400	124.75
071107	0023	09/22/2017	A	Western Stu. Ala Carte	03	006	1513	0000	000000	500	121.25
071161	0003	09/29/2017	A	HS Stu. Ala Carte	03	006	1513	0000	000000	100	1,383.55
071161	0008	09/29/2017	A	Jr. Hi Stu. Ala Carte	03	006	1513	0000	000000	200	313.65
071161	0013	09/29/2017	A	Eastern Stu. Ala Carte	03	006	1513	0000	000000	300	340.80
071161	0018	09/29/2017	A	Central Stu. Ala Carte	03	006	1513	0000	000000	400	100.25
071161	0023	09/29/2017	A	Western Stu. Ala Carte	03	006	1513	0000	000000	500	135.75
RCPT CODE SUB-TOTAL:											8,759.75
071014	0002	09/08/2017	A	HS Stu. Milk	03	006	1514	0000	000000	100	23.50
071014	0007	09/08/2017	A	Jr. Hi. Stu Milk	03	006	1514	0000	000000	200	6.00
071014	0012	09/08/2017	A	Eastern Stu. Milk	03	006	1514	0000	000000	300	4.50
071014	0017	09/08/2017	A	Central Stu. Milk	03	006	1514	0000	000000	400	9.00
071014	0022	09/08/2017	A	Western Stu. Milk	03	006	1514	0000	000000	500	23.00
071064	0002	09/15/2017	A	HS Stu. Milk	03	006	1514	0000	000000	100	28.00
071064	0007	09/15/2017	A	Jr. Hi. Stu Milk	03	006	1514	0000	000000	200	9.00
071064	0012	09/15/2017	A	Eastern Stu. Milk	03	006	1514	0000	000000	300	5.50
071064	0017	09/15/2017	A	Central Stu. Milk	03	006	1514	0000	000000	400	6.50
071064	0022	09/15/2017	A	Western Stu. Milk	03	006	1514	0000	000000	500	20.50
071107	0002	09/22/2017	A	HS Stu. Milk	03	006	1514	0000	000000	100	30.00
071107	0007	09/22/2017	A	Jr. Hi. Stu Milk	03	006	1514	0000	000000	200	6.50
071107	0012	09/22/2017	A	Eastern Stu. Milk	03	006	1514	0000	000000	300	9.50
071107	0017	09/22/2017	A	Central Stu. Milk	03	006	1514	0000	000000	400	6.00

STATUS (STS) CODES:  
 A-RECEIPT B-REFUND OF RECEIPT V-VOID REFUND OF RECEIPT X-REDUCTION OF EXPENDITURE  
 C-APPROPRIATION OR BUDGET MODIFICATIONS D-EXPENSE/SUPPLIES DISTRIBUTION F-FUND TO FUND TRANSFER

TRANS NO	ITEM NO	TRANS DATE	STS DESCRIPTION OR SOURCE	TI	FUND	RCPT	SPCC	SUBT	OPU	TRANS AMOUNT
071107	0022	09/22/2017	A Western Stu. Milk	03	006	1514	0000	000000	500	21.50
071161	0002	09/29/2017	A HS Stu. Milk	03	006	1514	0000	000000	100	26.00
071161	0007	09/29/2017	A Jr. Hi. Stu Milk	03	006	1514	0000	000000	200	4.00
071161	0012	09/29/2017	A Eastern Stu. Milk	03	006	1514	0000	000000	300	7.50
071161	0017	09/29/2017	A Central Stu. Milk	03	006	1514	0000	000000	400	8.00
071161	0022	09/29/2017	A Western Stu. Milk	03	006	1514	0000	000000	500	26.00
RCPT CODE SUB-TOTAL:										280.50
071014	0004	09/08/2017	A HS Adult Ala Carte	03	006	1523	0000	000000	100	53.30
071014	0009	09/08/2017	A Jr. Hi Adult Ala Carte	03	006	1523	0000	000000	200	41.25
071014	0014	09/08/2017	A Eastern Adult Ala Carte	03	006	1523	0000	000000	300	26.00
071014	0019	09/08/2017	A Central Adult Ala Carte	03	006	1523	0000	000000	400	24.05
071014	0024	09/08/2017	A Western Adult Ala Carte	03	006	1523	0000	000000	500	19.50
071064	0004	09/15/2017	A HS Adult Ala Carte	03	006	1523	0000	000000	100	76.05
071064	0009	09/15/2017	A Jr. Hi Adult Ala Carte	03	006	1523	0000	000000	200	41.50
071064	0014	09/15/2017	A Eastern Adult Ala Carte	03	006	1523	0000	000000	300	19.55
071064	0019	09/15/2017	A Central Adult Ala Carte	03	006	1523	0000	000000	400	18.80
071064	0024	09/15/2017	A Western Adult Ala Carte	03	006	1523	0000	000000	500	13.05
071107	0004	09/22/2017	A HS Adult Ala Carte	03	006	1523	0000	000000	100	73.40
071107	0009	09/22/2017	A Jr. Hi Adult Ala Carte	03	006	1523	0000	000000	200	37.50
071107	0014	09/22/2017	A Eastern Adult Ala Carte	03	006	1523	0000	000000	300	21.00
071107	0019	09/22/2017	A Central Adult Ala Carte	03	006	1523	0000	000000	400	23.75
071107	0024	09/22/2017	A Western Adult Ala Carte	03	006	1523	0000	000000	500	14.25
071161	0004	09/29/2017	A HS Adult Ala Carte	03	006	1523	0000	000000	100	62.50
071161	0009	09/29/2017	A Jr. Hi Adult Ala Carte	03	006	1523	0000	000000	200	33.50
071161	0014	09/29/2017	A Eastern Adult Ala Carte	03	006	1523	0000	000000	300	22.75
071161	0019	09/29/2017	A Central Adult Ala Carte	03	006	1523	0000	000000	400	47.05
071161	0024	09/29/2017	A Western Adult Ala Carte	03	006	1523	0000	000000	500	34.75
RCPT CODE SUB-TOTAL:										703.50
FUND CODE SUB-TOTAL:										34,117.03
071167	0004	09/30/2017	A Richland Bank Sept Interest	03	007	1410	9100	000000	000	9.20
RCPT CODE SUB-TOTAL:										9.20
071057	0001	09/15/2017	A Kiwanis Donation	03	007	1820	9100	000000	000	500.00
RCPT CODE SUB-TOTAL:										500.00
FUND CODE SUB-TOTAL:										509.20

STATUS (STS) CODES:

A-RECEIPT B-REFUND OF RECEIPT V-VOID REFUND OF RECEIPT X-REDUCTION OF EXPENDITURE  
 C-APPROPRIATION OR BUDGET MODIFICATIONS D-EXPENSE/SUPPLIES DISTRIBUTION F-FUND TO FUND TRANSFER

DATE: 10/04/2017  
TIME: 15:39

LEXINGTON LOCAL SCHOOLS  
TRANS. BY FUND/RCPT, ALL FUNDS  
DATES 09/01/2017 THRU 09/30/2017  
SORTED BY TRANSACTION DATE

PAGE: 8  
(RECLE)

TRANS NO	ITEM NO	TRANS DATE	STS DESCRIPTION OR SOURCE	TI	FUND	RCPT	SPCC	SUBJ	OPU	TRANS AMOUNT	
071167	0003	09/30/2017	A Richland Bank Sept Interest	03	007	1410	9800	000000	000	7.98	
										RCPT CODE SUB-TOTAL:	7.98
										FUND CODE SUB-TOTAL:	7.98
071008	0001	09/08/2017	A MH coffee service	03	018	1690	9100	000000	000	75.55	
071050	0001	09/15/2017	A MH coffee service	03	018	1690	9100	000000	000	55.75	
071101	0001	09/22/2017	A MH coffee services	03	018	1690	9100	000000	000	68.10	
071118	0001	09/25/2017	A PSAT tests	03	018	1690	9100	000000	000	352.00	
										RCPT CODE SUB-TOTAL:	551.40
071150	0001	09/28/2017	A Donations to Slaton Family	03	018	1820	9100	000000	000	115.00	
071151	0001	09/28/2017	A Donations to Slaton Family	03	018	1820	9100	000000	000	167.00	
										RCPT CODE SUB-TOTAL:	282.00
										FUND CODE SUB-TOTAL:	833.40
070976	0001	09/15/2017	A Regan Mundy - fees credit	03	018	1620	9200	000000	000	14.00-	
071095	0001	09/20/2017	A JH School fees - princ acct	03	018	1620	9200	000000	000	58.00	
										RCPT CODE SUB-TOTAL:	44.00
071124	0001	09/27/2017	A Donation for Slaton Family	03	018	1690	9200	000000	000	200.00	
071132	0001	09/29/2017	A Donation for Slaton Family	03	018	1690	9200	000000	000	200.00-	
										RCPT CODE SUB-TOTAL:	0.00
071132	0002	09/29/2017	A Donation for Slaton Family	03	018	1820	9200	000000	000	200.00	
										RCPT CODE SUB-TOTAL:	200.00
										FUND CODE SUB-TOTAL:	244.00
070998	0001	09/06/2017	A Running Club money	03	018	1820	9300	000000	000	650.00	
071036	0001	09/13/2017	A Running club	03	018	1820	9300	000000	000	50.00	
071038	0001	09/13/2017	A Pen/pencil vending machine	03	018	1820	9300	000000	000	171.75	
071112	0001	09/25/2017	A KONA Truck proceeds	03	018	1820	9300	000000	000	298.50	
071120	0001	09/26/2017	A VFW donation	03	018	1820	9300	000000	000	83.33	

STATUS (STS) CODES:

A-RECEIPT B-REFUND OF RECEIPT V-VOID REFUND OF RECEIPT X-REDUCTION OF EXPENDITURE  
C-APPROPRIATION OR BUDGET MODIFICATIONS D-EXPENSE/SUPPLIES DISTRIBUTION F-FUND TO FUND TRANSFER

TRANS NO	ITEM NO	TRANS DATE	STS	DESCRIPTION OR SOURCE	TI	FUND	RCPT	SPPC	SUBJ	OPU	TRANS AMOUNT
071153	0001	09/29/2017	A	Slaton Family Donation	03	018	1820	9300	000000	000	130.00
RCPT CODE SUB-TOTAL:											1,383.58
FUND CODE SUB-TOTAL:											1,383.58
070989	0001	09/05/2017	A	Central fees - princ acct	03	018	1630	9400	000000	000	6.00
070996	0001	09/06/2017	A	Central fees princ acct	03	018	1630	9400	000000	000	6.00
071001	0002	09/07/2017	A	Central fees princ acct	03	018	1630	9400	000000	000	8.00
071012	0001	09/08/2017	A	Hurrican Harvey Fundraiser	03	018	1630	9400	000000	000	516.00
071049	0002	09/14/2017	A	Central fees princ acct	03	018	1630	9400	000000	000	4.00
071049	0003	09/14/2017	A	Donation Builders Indus Assoc	03	018	1630	9400	000000	000	400.00
071051	0002	09/15/2017	A	Central fees princ acct	03	018	1630	9400	000000	000	4.00
071060	0002	09/18/2017	A	Central fees princ acct	03	018	1630	9400	000000	000	4.00
071060	0003	09/18/2017	A	Donation for safety forces mea	03	018	1630	9400	000000	000	120.00
071074	0002	09/18/2017	A	Central fees princ acct	03	018	1630	9400	000000	000	4.00
071066	0001	09/20/2017	A	Donation Builders Indus Assoc	03	018	1630	9400	000000	000	400.00-
071067	0001	09/20/2017	A	Donation for safety forces mea	03	018	1630	9400	000000	000	120.00-
071098	0002	09/22/2017	A	Central fees princ acct	03	018	1630	9400	000000	000	2.00
071157	0002	09/29/2017	A	Central fees princ acct	03	018	1630	9400	000000	000	2.00
RCPT CODE SUB-TOTAL:											556.00
071066	0002	09/20/2017	A	Donation Builders Indus Assoc	03	018	1820	9400	000000	000	400.00
071067	0002	09/20/2017	A	Donation for safety forces mea	03	018	1820	9400	000000	000	120.00
071120	0002	09/26/2017	A	VFW Donation	03	018	1820	9400	000000	000	83.34
RCPT CODE SUB-TOTAL:											603.34
FUND CODE SUB-TOTAL:											1,159.34
071147	0001	09/27/2017	A	Popcorn Fundraiser	03	018	1890	9401	000000	000	73.50
071156	0001	09/28/2017	A	Popcorn fundraiser for library	03	018	1890	9401	000000	000	95.00
071157	0003	09/29/2017	A	Popcorn fundraiser library	03	018	1890	9401	000000	000	36.00
RCPT CODE SUB-TOTAL:											204.50
FUND CODE SUB-TOTAL:											204.50
070994	0002	09/06/2017	A	Western fees princ acct	03	018	1630	9500	000000	000	10.00
070995	0001	09/06/2017	A	Donation for Hurricane	03	018	1630	9500	000000	000	80.00

STATUS (STS) CODES:

A-RECEIPT B-REFUND OF RECEIPT V-VOID REFUND OF RECEIPT X-REDUCTION OF EXPENDITURE  
 C-APPROPRIATION OR BUDGET MODIFICATIONS D-EXPENSE/SUPPLIES DISTRIBUTION F-FUND TO FUND TRANSFER

TRANS NO	ITEM NO	TRANS DATE	STS DESCRIPTION OR SOURCE	TI	FUND	RCPT	SPCC	SUBJ	OPU	TRANS AMOUNT
071000	0002	09/07/2017	A Western fees princ acct	03	018	1630	9500	000000	000	40.00
071005	0001	09/07/2017	A Kroger check	03	018	1630	9500	000000	000	316.54
071016	0002	09/11/2017	A Western fees princ acct	03	018	1630	9500	000000	000	30.00
071039	0002	09/14/2017	A Western fees princ acct	03	018	1630	9500	000000	000	10.00
071076	0002	09/20/2017	A Western fees princ acct	03	018	1630	9500	000000	000	10.00
071081	0002	09/21/2017	A Western fees princ acct	03	018	1630	9500	000000	000	10.00
071111	0001	09/25/2017	A Hurricane Relief fundraiser	03	018	1630	9500	000000	000	231.00
071116	0001	09/26/2017	A Hurrican Relief fundraiser	03	018	1630	9500	000000	000	148.50
071123	0001	09/27/2017	A Hurricane relief fundraiser	03	018	1630	9500	000000	000	190.50
071162	0002	09/28/2017	A Western fees princ acct	03	018	1630	9500	000000	000	20.00
071163	0001	09/28/2017	A Hurrican relief fundraiser	03	018	1630	9500	000000	000	196.00
071129	0001	09/29/2017	A Hurricane Relief fundraiser	03	018	1630	9500	000000	000	231.00-
071130	0001	09/29/2017	A Hurricane Relief fundraiser	03	018	1630	9500	000000	000	148.50-
071131	0001	09/29/2017	A Hurricane relief fundraiser	03	018	1630	9500	000000	000	190.50-
071165	0001	09/29/2017	A Hurrican relief fundraiser	03	018	1630	9500	000000	000	196.00-
RCPT CODE SUB-TOTAL:										526.54
071120	0003	09/26/2017	A VFW Donation	03	018	1820	9500	000000	000	83.33
071166	0001	09/28/2017	A Hurrican relief fundraiser	03	018	1820	9500	000000	000	196.00
071129	0002	09/29/2017	A Hurricane Relief fundraiser	03	018	1820	9500	000000	000	231.00
071130	0002	09/29/2017	A Hurricane Relief fundraiser	03	018	1820	9500	000000	000	148.50
071131	0002	09/29/2017	A Hurricane relief fundraiser	03	018	1820	9500	000000	000	190.50
071164	0001	09/29/2017	A Hurrican relief fundraiser	03	018	1820	9500	000000	000	177.50
RCPT CODE SUB-TOTAL:										1,026.83
FUND CODE SUB-TOTAL:										1,553.37
071099	0001	09/22/2017	A Lost library book	03	018	1890	9501	000000	000	31.00
071108	0001	09/25/2017	A Lost library book	03	018	1890	9501	000000	000	15.00
071122	0001	09/27/2017	A Lost library book	03	018	1890	9501	000000	000	8.00
RCPT CODE SUB-TOTAL:										54.00
FUND CODE SUB-TOTAL:										54.00
070972	0003	09/08/2017	A PTO Recycling-Central	03	019	1890	9121	000000	000	7.81
071059	0003	09/18/2017	A PTO Recycling-Central	03	019	1890	9121	000000	000	8.46
RCPT CODE SUB-TOTAL:										16.27

STATUS (STS) CODES:

A-RECEIPT B-REFUND OF RECEIPT V-VOID REFUND OF RECEIPT X-REDUCTION OF EXPENDITURE  
 C-APPROPRIATION OR BUDGET MODIFICATIONS D-EXPENSE/SUPPLIES DISTRIBUTION F-FUND TO FUND TRANSFER



TRANS NO	ITEM NO	TRANS DATE	STS	DESCRIPTION OR SOURCE	TI	FUND	RCPT	SPCC	SUBJ	OPU	TRANS AMOUNT
FUND CODE SUB-TOTAL:											16.27
070972	0001	09/08/2017	A	PTD Recycling-Eastern	03	019	1890	9122	000000	000	7.80
071059	0001	09/18/2017	A	PTD Recycling-Eastern	03	019	1890	9122	000000	000	8.46
RCPT CODE SUB-TOTAL:											16.26
FUND CODE SUB-TOTAL:											16.26
070972	0002	09/08/2017	A	PTD Recycling-Western	03	019	1890	9123	000000	000	7.80
071059	0002	09/18/2017	A	PTD Recycling-Western	03	019	1890	9123	000000	000	8.45
RCPT CODE SUB-TOTAL:											16.25
FUND CODE SUB-TOTAL:											16.25
071167	0002	09/30/2017	A	Richland Bank Sept Int. 024	03	024	1410	0000	000000	000	483.71
RCPT CODE SUB-TOTAL:											483.71
071025	0001	09/12/2017	A	Zupan Sept Cobra	03	024	1872	0000	000000	000	873.01
071062	0001	09/18/2017	A	Employees' Premiums Sept	03	024	1872	0000	000000	000	59,884.95
071063	0001	09/18/2017	A	Board's Premiums Sept	03	024	1872	0000	000000	000	331,148.75
071121	0001	09/26/2017	A	Heck Sept ins	03	024	1872	0000	000000	000	1,876.91
RCPT CODE SUB-TOTAL:											393,783.62
FUND CODE SUB-TOTAL:											394,267.33
071152	0001	09/28/2017	A	Crucial Catch Shirt sales	03	200	1690	9104	000000	000	790.00
RCPT CODE SUB-TOTAL:											790.00
FUND CODE SUB-TOTAL:											790.00
070988	0001	09/01/2017	A	Yearbook Ad sales	03	200	1690	9119	000000	000	4,880.00
RCPT CODE SUB-TOTAL:											4,880.00
FUND CODE SUB-TOTAL:											4,880.00

STATUS (STS) CODES:

A-RECEIPT B-REFUND OF RECEIPT V-VOID REFUND OF RECEIPT X-REDUCTION OF EXPENDITURE  
 C-APPROPRIATION OR BUDGET MODIFICATIONS D-EXPENSE/SUPPLIES DISTRIBUTION F-FUND TO FUND TRANSFER

LEXINGTON LOCAL SCHOOLS  
 TRANS. BY FUND/RCPT, ALL FUNDS  
 DATES 09/01/2017 THRU 09/30/2017  
 SORTED BY TRANSACTION DATE

TRANS NO	ITEM NO	TRANS DATE	STS DESCRIPTION OR SOURCE	TI FUND RCPT SPCC SUBJ	OPU	TRANS AMOUNT
071021	0001	09/11/2017	A NHS Dues	03 200 1630 9121	000000 000	200.00
071045	0001	09/14/2017	A NHS Dues	03 200 1630 9121	000000 000	470.00
071083	0001	09/21/2017	A NHS Dues	03 200 1630 9121	000000 000	180.00
071148	0001	09/28/2017	A NHS Dues	03 200 1630 9121	000000 000	40.00
RCPT CODE SUB-TOTAL:						890.00
FUND CODE SUB-TOTAL:						890.00
071030	0001	09/12/2017	A Hurricane relief fundraiser	03 200 1620 9611	000000 000	510.00
071031	0001	09/13/2017	A Hurricane relief fundraiser	03 200 1620 9611	000000 000	255.00
071054	0001	09/15/2017	A Hurricane fundraiser	03 200 1620 9611	000000 000	205.00
071056	0001	09/15/2017	A Hurrican fundraiser	03 200 1620 9611	000000 000	345.00
RCPT CODE SUB-TOTAL:						1,315.00
071082	0001	09/21/2017	A Hurricane relief fundraiser	03 200 1690 9611	000000 000	50.00
RCPT CODE SUB-TOTAL:						50.00
FUND CODE SUB-TOTAL:						1,365.00
071010	0001	09/08/2017	A PE Vending	03 300 1620 9206	000000 000	200.00
071096	0001	09/20/2017	A JH PE vending	03 300 1620 9206	000000 000	250.00
RCPT CODE SUB-TOTAL:						450.00
FUND CODE SUB-TOTAL:						450.00
070979	0001	09/01/2017	A 2017 Fall Season passes	03 300 1610 9600	000000 000	20.00
070980	0001	09/01/2017	A 2017 Fall Season passes	03 300 1610 9600	000000 000	80.00
070984	0001	09/01/2017	A JH VB adm 8/30	03 300 1610 9600	000000 714	268.00
070985	0001	09/01/2017	A JV/Var VB Adm 8/31	03 300 1610 9600	000000 702	328.00
070990	0001	09/05/2017	A 2017 Fall season passes	03 300 1610 9600	000000 000	180.00
070991	0001	09/05/2017	A FB Presale 9/1	03 300 1610 9600	000000 700	260.00
070993	0001	09/05/2017	A FB Adm 9/2	03 300 1610 9600	000000 700	548.00
071003	0001	09/07/2017	A JH VB Adm 9/6	03 300 1610 9600	000000 714	234.00
071004	0001	09/07/2017	A Var Girls Soccer Adm 9/6	03 300 1610 9600	000000 704	270.00
071006	0001	09/07/2017	A JH FB adm 9/6	03 300 1610 9600	000000 713	486.00
071009	0001	09/08/2017	A Freshman FB Adm 9/7	03 300 1610 9600	000000 700	182.00
071011	0001	09/08/2017	A Var/JV VB adm 9/7	03 300 1610 9600	000000 702	244.00

STATUS (STS) CODES:

A-RECEIPT B-REFUND OF RECEIPT V-VOID REFUND OF RECEIPT X-REDUCTION OF EXPENDITURE  
 C-APPROPRIATION OR BUDGET MODIFICATIONS D-EXPENSE/SUPPLIES DISTRIBUTION F-FUND TO FUND TRANSFER

TRANS NO	ITEM NO	TRANS DATE	STS	DESCRIPTION OR SOURCE	TI	FUND	RCPT	SPCC	SUBJ	OPU	TRANS AMOUNT
071013	0001	09/08/2017	A	JV/Var Soccer Adm 9/7	03	300	1610	9600	000000	703	1,004.00
071018	0001	09/11/2017	A	2017 Fall season passes	03	300	1610	9600	000000	000	140.00
071019	0001	09/11/2017	A	JV Girls Soccer adm 9/9	03	300	1610	9600	000000	704	168.00
071023	0001	09/11/2017	A	JV/Var Boys Soccer adm 9/9	03	300	1610	9600	000000	703	630.00
071024	0001	09/11/2017	A	Var FB Adm 9/8	03	300	1610	9600	000000	700	3,794.00
071028	0001	09/12/2017	A	JV/Var Girls Soccer adm 9/11	03	300	1610	9600	000000	704	556.00
071034	0001	09/13/2017	A	Var Boys Soccer Adm 9/12	03	300	1610	9600	000000	703	622.00
071035	0001	09/13/2017	A	JH FB adm 9/12	03	300	1610	9600	000000	713	650.00
071040	0001	09/14/2017	A	JH VB Adm 9/13	03	300	1610	9600	000000	714	188.00
071043	0001	09/14/2017	A	JV boys soccer adm 9/13	03	300	1610	9600	000000	703	256.00
071052	0001	09/15/2017	A	JV Boys soccer adm 9/14	03	300	1610	9600	000000	703	188.00
071055	0001	09/15/2017	A	JV/Var VB Adm 9/14	03	300	1610	9600	000000	702	237.00
071061	0001	09/18/2017	A	JV FB Adm 9/16	03	300	1610	9600	000000	700	520.00
071072	0001	09/18/2017	A	JV/Var Boys Soccer Pre-Sale 9/	03	300	1610	9600	000000	703	26.00
071073	0001	09/18/2017	A	Var FB Pre-Sale 9/16	03	300	1610	9600	000000	700	26.00
071075	0001	09/18/2017	A	JH VB Adm 9/18	03	300	1610	9600	000000	714	244.00
071075	0002	09/18/2017	A	JH VB Adm overage 9/18	03	300	1610	9600	000000	714	7.00
071079	0001	09/20/2017	A	JV/Var Boys Soccer adm 9/19	03	300	1610	9600	000000	703	1,110.00
071097	0001	09/21/2017	A	JH FB adm 9/20	03	300	1610	9600	000000	713	478.00
071103	0001	09/22/2017	A	JV boys Soccer adm 9/21	03	300	1610	9600	000000	703	172.00
071106	0001	09/22/2017	A	Var/JV VB adm 9/21	03	300	1610	9600	000000	702	373.00
071109	0001	09/25/2017	A	JV Boys soccer adm 9/23	03	300	1610	9600	000000	703	90.00
071113	0001	09/25/2017	A	Var/JV Girls soccer adm 9/23	03	300	1610	9600	000000	704	404.00
071114	0001	09/25/2017	A	JV FB adm 9/23	03	300	1610	9600	000000	700	408.00
071117	0001	09/26/2017	A	JV boys soccer adm 9/25	03	300	1610	9600	000000	703	236.00
071125	0001	09/27/2017	A	JH FB adm 9/26	03	300	1610	9600	000000	713	406.00
071126	0001	09/27/2017	A	Var/JV girls soccer adm 9/26	03	300	1610	9600	000000	704	466.00
071158	0001	09/29/2017	A	Var/JV Boys soccer adm 9/28	03	300	1610	9600	000000	703	634.00
071159	0001	09/29/2017	A	HS VB adm 9/28	03	300	1610	9600	000000	702	172.00
071160	0001	09/29/2017	A	JH VB adm 9/27	03	300	1610	9600	000000	714	238.00
RCPT CODE SUB-TOTAL:											17,543.00
071020	0001	09/11/2017	A	FB Program sales	03	300	1620	9600	000000	700	185.00
RCPT CODE SUB-TOTAL:											185.00
070987	0001	09/01/2017	A	Equip/Uniform replacement	03	300	1690	9600	000000	000	890.00
071029	0001	09/13/2017	A	2017 Rebate sponsorship	03	300	1690	9600	000000	000	51.24
071033	0001	09/13/2017	A	2017/18 Program ads	03	300	1690	9600	000000	000	390.00
071044	0001	09/14/2017	A	2017/18 Program ads	03	300	1690	9600	000000	000	300.00
071047	0001	09/14/2017	A	2016/17 OHSAA tourney rebate	03	300	1690	9600	000000	000	1,187.06
071071	0001	09/18/2017	A	2017/18 Program ad	03	300	1690	9600	000000	000	160.00
071100	0001	09/22/2017	A	Merchant services rebate	03	300	1690	9600	000000	000	55.68

STATUS (STS) CODES:

A-RECEIPT B-REFUND OF RECEIPT V-VOID REFUND OF RECEIPT X-REDUCTION OF EXPENDITURE  
 C-APPROPRIATION OR BUDGET MODIFICATIONS D-EXPENSE/SUPPLIES DISTRIBUTION F-FUND TO FUND TRANSFER

DATE: 10/04/2017  
TIME: 15:39

LEXINGTON LOCAL SCHOOLS  
TRANS. BY FUND/RCPT, ALL FUNDS  
DATES 09/01/2017 THRU 09/30/2017  
SORTED BY TRANSACTION DATE

PAGE: 14  
(RECLD)

TRANS NO	ITEM NO	TRANS DATE	STS	DESCRIPTION OR SOURCE	TI	FUND	RCPT	SPCC	SUBJ	OPU	TRANS AMOUNT
071115	0001	09/25/2017	A	2017/18 Program ad	03	300	1690	9600	000000	000	500.00
071127	0001	09/27/2017	A	2017/18 Program ad	03	300	1690	9600	000000	000	700.00
RCPT CODE SUB-TOTAL:											4,233.98
070981	0001	09/01/2017	A	2017 CC Camp fees	03	300	1890	9600	000000	701	50.00
070982	0001	09/01/2017	A	2017 Girls Tennis Invite fee	03	300	1890	9600	000000	705	250.00
070983	0001	09/01/2017	A	2017 Girls Golf Invite fee	03	300	1890	9600	000000	706	250.00
070986	0001	09/01/2017	A	2017 Girls Golf Invite fee	03	300	1890	9600	000000	706	450.00
071032	0001	09/13/2017	A	2017 Boys Golf Invite fee	03	300	1890	9600	000000	706	285.00
071069	0001	09/15/2017	A	2017 Girls Tennis Invite fee	03	300	1890	9600	000000	705	250.00
071070	0001	09/18/2017	A	2017 Girls Golf Invite fee	03	300	1890	9600	000000	706	200.00
071104	0001	09/22/2017	A	2017 Boys Golf Invite fee	03	300	1890	9600	000000	706	200.00
071105	0001	09/22/2017	A	2017 Girls Golf invite fee	03	300	1890	9600	000000	706	250.00
071119	0001	09/26/2017	A	2017 Girls golf invite fee	03	300	1890	9600	000000	706	250.00
RCPT CODE SUB-TOTAL:											2,435.00
FUND CODE SUB-TOTAL:											24,396.98
071084	0001	09/21/2017	A	IDEA-B Revenue	03	516	4220	9017	000000	000	222.09
RCPT CODE SUB-TOTAL:											222.09
FUND CODE SUB-TOTAL:											222.09
071088	0001	09/22/2017	A	IDEA-B Revenue	03	516	4220	9018	000000	000	19,738.02
RCPT CODE SUB-TOTAL:											19,738.02
FUND CODE SUB-TOTAL:											19,738.02
071086	0001	09/22/2017	A	Title I Revenue	03	572	4220	9017	000000	000	1,093.12
RCPT CODE SUB-TOTAL:											1,093.12
FUND CODE SUB-TOTAL:											1,093.12
071087	0001	09/22/2017	A	Title I Revenue	03	572	4220	9018	000000	000	13,409.56
RCPT CODE SUB-TOTAL:											13,409.56

STATUS (STS) CODES:

A-RECEIPT B-REFUND OF RECEIPT V-VOID REFUND OF RECEIPT X-REDUCTION OF EXPENDITURE  
C-APPROPRIATION OR BUDGET MODIFICATIONS D-EXPENSE/SUPPLIES DISTRIBUTION F-FUND TO FUND TRANSFER

DATE: 10/04/2017  
TIME: 15:39

LEXINGTON LOCAL SCHOOLS  
TRANS. BY FUND/RCPT, ALL FUNDS  
DATES 09/01/2017 THRU 09/30/2017  
SORTED BY TRANSACTION DATE

PAGE: 15  
(RECLD)

TRANS NO	ITEM NO	TRANS DATE	STS DESCRIPTION OR SOURCE	TI	FUND	RCPT	SPCC	SUBJ	OPI	TRANS AMOUNT	
										FUND CODE SUB-TOTAL:	13,409.56
071085	0001	09/21/2017	A IDEA ECSE Revenue	03	587	4220	9018	000000	000	316.97	
										RCPT CODE SUB-TOTAL:	316.97
										FUND CODE SUB-TOTAL:	316.97
071089	0001	09/22/2017	A Title II-A Revenue	03	590	4220	9017	000000	000	2,350.36	
										RCPT CODE SUB-TOTAL:	2,350.36
										FUND CODE SUB-TOTAL:	2,350.36
										GRAND TOTAL:	1,471,768.80

STATUS (STS) CODES:

A-RECEIPT B-REFUND OF RECEIPT V-VOID REFUND OF RECEIPT X-REDUCTION OF EXPENDITURE  
C-APPROPRIATION OR BUDGET MODIFICATIONS D-EXPENSE/SUPPLIES DISTRIBUTION F-FUND TO FUND TRANSFER

	FYTD Receivable	FYTD Actual Receipts	MTD Actual Receipts	YTD Actual Receipts	FYTD Balance Receivable	FYTD Percent Received
*****TOTAL FOR FUND-SCC 001 0000 (GENERAL FUND):	23,769,839.00	7,856,514.78	964,584.23	20,392,355.17	15,913,324.22	33.05
*****TOTAL FOR FUND-SCC 003 0000 (PERMANENT IMPROVEMENT FUND):	690,237.00	264,666.02	2,899.96	646,113.14	425,570.98	38.34
*****TOTAL FOR FUND-SCC 006 0000 (FOOD SERVICE FUND):	747,980.00	60,899.30	34,117.03	500,048.85	687,080.70	8.14
*****TOTAL FOR FUND-SCC 007 9100 (LEXINGTON MINUTEMEN ACADEMIC SCHOLARSHIP FUND):	1,326.00	535.49	509.20	739.57	790.51	40.38
*****TOTAL FOR FUND-SCC 007 9800 (TERRY McCAMMON SCHOLARSHIP FUND):	108.00	30.81	7.98	90.63	77.19	28.53
*****TOTAL FOR FUND-SCC 007 9801 (MINUTEMAN ALUMNI SCHOLARSHIP FUND):	13.00	0.00	0.00	6.13	13.00	0.00
*****TOTAL FOR FUND-SCC 018 9100 (HIGH SCHOOL PRINCIPAL'S FUND):	11,507.00	1,717.03	833.40	9,696.74	9,789.97	14.92
*****TOTAL FOR FUND-SCC 018 9200 (JUNIOR HIGH PRINCIPAL'S FUND):	7,012.00	4,704.38	244.00	7,033.37	2,307.62	67.09
*****TOTAL FOR FUND-SCC 018 9300 (EASTERN PRINCIPAL'S FUND):	10,568.00	1,493.83	1,383.58	9,302.51	9,074.17	14.14
*****TOTAL FOR FUND-SCC 018 9301 (EASTERN ELEMENTARY BOOKFAIR/BOXTOPS FUND):	3,743.00	0.00	0.00	3,743.46	3,743.00	0.00

\*\*\* NOTE!! ONLY ACTIVE ACCOUNTS HAVE BEEN SELECTED, TOTALS MAY EXCLUDE AMOUNTS THAT ARE RELATED TO INACTIVE ACCOUNTS. \*\*\*

	FYTD Receivable	FYTD Actual Receipts	MTD Actual Receipts	YTD Actual Receipts	FYTD Balance Receivable	FYTD Percent Received
*****TOTAL FOR FUND-SCC 018 9400 (CENTRAL PRINCIPAL'S FUND):	6,698.00	1,409.34	1,159.34	4,134.93	5,288.66	21.04
*****TOTAL FOR FUND-SCC 018 9401 (CENTRAL ELEMENTARY BOOKFAIR FUND):	5,727.00	204.50	204.50	2,314.98	5,522.50	3.57
*****TOTAL FOR FUND-SCC 018 9402 (CENTRAL ELEMENTARY ART):	1,750.00	0.00	0.00	1,750.00	1,750.00	0.00
*****TOTAL FOR FUND-SCC 018 9500 (WESTERN PRINCIPAL'S FUND):	9,695.00	3,324.15	1,553.37	8,647.92	6,370.85	34.29
*****TOTAL FOR FUND-SCC 018 9501 (WESTERN ELEMENTARY BOOKFAIR/BOXTOPS FUND):	6,253.00	54.00	54.00	2,786.36	6,199.00	0.86
*****TOTAL FOR FUND-SCC 018 9503 (WESTERN ELEMENTARY ART):	1,900.00	0.00	0.00	1,900.00	1,900.00	0.00
*****TOTAL FOR FUND-SCC 019 9121 (CENTRAL ELEMENTARY PTO GRANTS):	2,500.00	42.87	16.27	122.26	2,457.13	1.71
*****TOTAL FOR FUND-SCC 019 9122 (EASTERN ELEMENTARY PTO GRANTS):	2,500.00	42.84	16.26	322.23	2,457.16	1.71
*****TOTAL FOR FUND-SCC 019 9123 (WESTERN ELEMENTARY PTO GRANTS):	2,500.00	42.83	16.25	122.25	2,457.17	1.71
*****TOTAL FOR FUND-SCC 019 9213 (RICH CO FOUND-BRAIN GAMES 5.0):	1,500.00	1,500.00	0.00	1,500.00	0.00	100.00

\*\*\* NOTE!! ONLY ACTIVE ACCOUNTS HAVE BEEN SELECTED, TOTALS MAY EXCLUDE AMOUNTS THAT ARE RELATED TO INACTIVE ACCOUNTS. \*\*\*

LEXINGTON LOCAL SCHOOLS  
 Revenue Account Summary  
 SORTED BY FUND-SCC/ACCT

	FYTD Receivable	FYTD Actual Receipts	MTD Actual Receipts	YTD Actual Receipts	FYTD Balance Receivable	FYTD Percent Received
*****TOTAL FOR FUND-SCC 019 9214 (RICH CO FOUND-TALKING SENSE TO OUR NUMBERS):	1,269.63	1,269.63	0.00	1,269.63	0.00	100.00
*****TOTAL FOR FUND-SCC 019 9215 (RICH CO FOUND-SEE THE CIVILIZATION):	117.55	117.55	0.00	117.55	0.00	100.00
*****TOTAL FOR FUND-SCC 019 9216 (RICH CO FOUND-SCIENCE OLYMPIAD):	1,500.00	1,500.00	0.00	1,500.00	0.00	100.00
*****TOTAL FOR FUND-SCC 019 9217 (RICH CO FOUND-KICK BACK WITH CLASSICS):	902.25	902.25	0.00	902.25	0.00	100.00
*****TOTAL FOR FUND-SCC 019 9502 (RICHLAND CO HMG SENSORY GRANT):	2,000.00	0.00	0.00	2,000.00	2,000.00	0.00
*****TOTAL FOR FUND-SCC 022 9601 (OHSAA TOURNAMENT AGENCY FUND):	69,861.00	2,096.44-	0.00	48,092.00	71,957.44	3.00-
*****TOTAL FOR FUND-SCC 024 0000 (EMPLOYEE BENEFITS FUND FOR MEDICAL/DENTAL):	4,642,786.00	1,149,505.23	394,267.33	3,474,561.00	3,493,280.77	24.76
*****TOTAL FOR FUND-SCC 200 9102 (HIGH SCHOOL DRAMA CLUB):	30,258.00	0.00	0.00	26,943.00	30,258.00	0.00
*****TOTAL FOR FUND-SCC 200 9104 (HIGH SCHOOL LEADERSHIP COUNCIL):	2,806.00	790.00	790.00	790.00	2,016.00	28.15
*****TOTAL FOR FUND-SCC 200 9105 (HIGH SCHOOL FRENCH CLUB):	240.00	0.00	0.00	0.00	240.00	0.00

\*\*\* NOTE!! ONLY ACTIVE ACCOUNTS HAVE BEEN SELECTED, TOTALS MAY EXCLUDE AMOUNTS THAT ARE RELATED TO INACTIVE ACCOUNTS. \*\*\*



	FYTD Receivable	FYTD Actual Receipts	MTD Actual Receipts	YTD Actual Receipts	FYTD Balance Receivable	FYTD Percent Received
*****TOTAL FOR FUND-SCC 200 9107 (HIGH SCHOOL SPANISH CLUB):	790.00	0.00	0.00	25.00	790.00	0.00
*****TOTAL FOR FUND-SCC 200 9108 (HIGH SCHOOL LEO CLUB):	1,557.00	0.00	0.00	18.26	1,557.00	0.00
*****TOTAL FOR FUND-SCC 200 9114 (HIGH SCHOOL STUDENT COUNCIL FUND):	872.00	0.00	0.00	525.69	872.00	0.00
*****TOTAL FOR FUND-SCC 200 9115 (HIGH SCHOOL KEY CLUB):	366.00	0.00	0.00	5.00	366.00	0.00
*****TOTAL FOR FUND-SCC 200 9116 (HIGH SCHOOL CHESS CLUB):	50.00	0.00	0.00	50.00	50.00	0.00
*****TOTAL FOR FUND-SCC 200 9119 (HIGH SCHOOL YEARBOOK FUND):	18,754.00	4,880.00	4,880.00	16,079.00	13,874.00	26.02
*****TOTAL FOR FUND-SCC 200 9121 (HIGH SCHOOL NATIONAL HONOR SOCIETY):	2,766.00	890.00	890.00	3,656.07	1,876.00	32.18
*****TOTAL FOR FUND-SCC 200 9201 (JUNIOR HIGH ART CLUB):	276.00	95.50	0.00	212.39	180.50	34.60
*****TOTAL FOR FUND-SCC 200 9204 (JUNIOR HIGH STUDENT COUNCIL FUND):	721.00	553.50	0.00	664.50	167.50	76.77
*****TOTAL FOR FUND-SCC 200 9205 (JUNIOR HIGH LIBRARY CLUB):	554.00	553.50-	0.00	0.00	1,107.50	99.91-

\*\*\* NOTE!! ONLY ACTIVE ACCOUNTS HAVE BEEN SELECTED, TOTALS MAY EXCLUDE AMOUNTS THAT ARE RELATED TO INACTIVE ACCOUNTS. \*\*\*

	FYTD Receivable	FYTD Actual Receipts	MTD Actual Receipts	YTD Actual Receipts	FYTD Balance Receivable	FYTD Percent Received
*****TOTAL FOR FUND-SCC 200 9301 (EASTERN ELEMENTARY STUDENT ACTIVITY FUND):	2,445.00	0.00	0.00	1,129.21	2,445.00	0.00
*****TOTAL FOR FUND-SCC 200 9611 (HIGH SCHOOL INFORMED TEENS FUND):	146.00	1,365.00	1,365.00	1,565.00	1,219.00	934.93
*****TOTAL FOR FUND-SCC 200 9612 (JUNIOR HIGH INFORMED TEENS FUND):	484.00	63.00	0.00	436.30	421.00	13.02
*****TOTAL FOR FUND-SCC 300 9115 (JAZZ BAND):	2,438.00	0.00	0.00	2,438.00	2,438.00	0.00
*****TOTAL FOR FUND-SCC 300 9116 (CHOIR):	50.00	0.00	0.00	0.00	50.00	0.00
*****TOTAL FOR FUND-SCC 300 9206 (JUNIOR HIGH PHYS ED DEPARTMENT FUND):	2,640.00	770.00	450.00	2,070.00	1,870.00	29.17
*****TOTAL FOR FUND-SCC 300 9600 (ATHLETIC FUND):	240,000.00	101,776.52	24,396.98	167,363.65	138,223.48	42.41
*****TOTAL FOR FUND-SCC 300 9603 (ELEMENTARY MUSIC):	223.00	0.00	0.00	222.50	223.00	0.00
*****TOTAL FOR FUND-SCC 451 9017 (Network Connectivity FY 2017):	0.00	0.00	0.00	4,500.00	0.00	0.00
*****TOTAL FOR FUND-SCC 451 9018 (Network Connectivity FY 2018):	9,000.00	0.00	0.00	0.00	9,000.00	0.00

\*\*\* NOTE!! ONLY ACTIVE ACCOUNTS HAVE BEEN SELECTED, TOTALS MAY EXCLUDE AMOUNTS THAT ARE RELATED TO INACTIVE ACCOUNTS. \*\*\*

	FYTD Receivable	FYTD Actual Receipts	MTD Actual Receipts	YTD Actual Receipts	FYTD Balance Receivable	FYTD Percent Received
*****TOTAL FOR FUND-SCC 516 9017 (IDEA-B SPECIAL EDUCATION FY17):	114,221.06	59,949.37	222.09	213,301.20	54,271.69	52.49
*****TOTAL FOR FUND-SCC 516 9018 (IDEA-B SPECIAL EDUCATION FY18):	427,333.82	19,738.02	19,738.02	19,738.02	407,595.80	4.62
*****TOTAL FOR FUND-SCC 572 9017 (TITLE I FY17):	181,992.96	109,634.66	1,093.12	258,799.73	72,358.30	60.24
*****TOTAL FOR FUND-SCC 572 9018 (TITLE I FY18):	252,616.32	13,409.56	13,409.56	13,409.56	239,206.76	5.31
*****TOTAL FOR FUND-SCC 587 9017 (EARLY CHILDHOOD SPECIAL EDUCATION IDEA FY17):	2,377.62	293.23	0.00	1,605.85	2,084.39	12.33
*****TOTAL FOR FUND-SCC 587 9018 (EARLY CHILDHOOD SPECIAL EDUCATION IDEA FY18):	14,544.71	316.97	316.97	316.97	14,227.74	2.18
*****TOTAL FOR FUND-SCC 590 9017 (TITLE II-A IMPROVING TEACHER QUALITY FY17):	0.00	2,350.36	2,350.36	22,238.45	2,350.36	0.00
*****TOTAL FOR FUND-SCC 590 9018 (TITLE II-A IMPROVING TEACHER QUALITY FY18):	59,468.88	0.00	0.00	0.00	59,468.88	0.00
*****TOTAL FOR FUND-SCC 599 9018 (TITLE IV):	10,000.00	0.00	0.00	0.00	10,000.00	0.00
*****GRAND TOTALS:	31,381,783.80	9,664,702.58	1,471,768.80	25,879,276.28	21,717,081.22	30.80

\*\*\* NOTE!! ONLY ACTIVE ACCOUNTS HAVE BEEN SELECTED, TOTALS MAY EXCLUDE AMOUNTS THAT ARE RELATED TO INACTIVE ACCOUNTS. \*\*\*

LEXINGTON LOCAL SCHOOLS  
 Appropriation Account Summary  
 SORTED BY FUND-SCC

FYTD Appropriated	Prior FY Carryover Encumbrances	FYTD Expendable	FYTD Actual Expenditures	MTD Actual Expenditures	Current Encumbrances	FYTD Unencumbered Balance	FYTD Percent Exp/Enc
*****TOTAL FOR FUND-SCC 001 0000 (GENERAL FUND):							
24,261,301.00	229,036.40	24,490,337.40	5,873,861.15	1,977,158.20	2,117,969.21	16,498,507.04	32.63
*****TOTAL FOR FUND-SCC 003 0000 (PERMANENT IMPROVEMENT FUND):							
782,786.89	5,373.00	788,159.89	685,785.65	76,934.31	22,230.26	80,143.98	89.83
*****TOTAL FOR FUND-SCC 006 0000 (FOOD SERVICE FUND):							
747,992.48	0.00	747,992.48	159,090.53	62,130.91	211,056.30	377,845.65	49.49
*****TOTAL FOR FUND-SCC 007 9100 (LEXINGTON MINUTEMEN ACADEMIC SCHOLARSHIP FUND):							
9,250.00	500.00	9,750.00	1,658.72	1,658.72	5,500.00	2,591.28	73.42
*****TOTAL FOR FUND-SCC 007 9800 (TERRY McCAMMON SCHOLARSHIP FUND):							
750.00	0.00	750.00	500.00	0.00	0.00	250.00	66.67
*****TOTAL FOR FUND-SCC 018 9100 (HIGH SCHOOL PRINCIPAL'S FUND):							
13,594.65	495.00	14,089.65	878.05	246.80	1,817.70	11,393.90	19.13
*****TOTAL FOR FUND-SCC 018 9200 (JUNIOR HIGH PRINCIPAL'S FUND):							
7,863.66	984.50	8,848.16	84.50	84.50	8,829.50	65.84	100.74
*****TOTAL FOR FUND-SCC 018 9300 (EASTERN PRINCIPAL'S FUND):							
19,955.96	31.25	19,987.21	1,117.69	1,117.69	701.25	18,168.27	9.10
*****TOTAL FOR FUND-SCC 018 9301 (EASTERN ELEMENTARY BOOKFAIR/BOXTOPS FUND):							
11,000.00	0.00	11,000.00	532.22	373.43	4,148.14	6,319.64	42.55
*****TOTAL FOR FUND-SCC 018 9302 (EASTERN ELEMENTARY MATH):							
1,072.16	0.00	1,072.16	0.00	0.00	0.00	1,072.16	0.00

\*\*\* NOTE!! ONLY ACTIVE ACCOUNTS HAVE BEEN SELECTED, TOTALS MAY EXCLUDE AMOUNTS THAT ARE RELATED TO INACTIVE ACCOUNTS. \*\*\*

LEXINGTON LOCAL SCHOOLS  
 Appropriation Account Summary  
 SORTED BY FUND-SCC

FYTD Appropriated	Prior FY Carryover Encumbrances	FYTD Expendable	FYTD Actual Expenditures	MTD Actual Expenditures	Current Encumbrances	FYTD Unencumbered Balance	FYTD Percent Exp/Enc
*****TOTAL FOR FUND-SCC 018 9400 (CENTRAL PRINCIPAL'S FUND):							
13,129.23	1,127.21	14,256.44	997.60	744.56	1,925.61	11,333.23	20.50
*****TOTAL FOR FUND-SCC 018 9401 (CENTRAL ELEMENTARY BOOKFAIR FUND):							
6,928.28	2,500.00	9,428.28	1,087.47	0.00	300.00	8,040.81	14.72
*****TOTAL FOR FUND-SCC 018 9402 (CENTRAL ELEMENTARY ART):							
2,859.00	0.00	2,859.00	0.00	0.00	0.00	2,859.00	0.00
*****TOTAL FOR FUND-SCC 018 9500 (WESTERN PRINCIPAL'S FUND):							
15,500.00	1,702.29	17,202.29	244.40	244.40	1,749.89	15,208.00	11.59
*****TOTAL FOR FUND-SCC 018 9501 (WESTERN ELEMENTARY BOOKFAIR/BOXTOPS FUND):							
9,239.55	0.00	9,239.55	624.53	624.53	0.00	8,615.02	6.76
*****TOTAL FOR FUND-SCC 018 9503 (WESTERN ELEMENTARY ART):							
2,739.42	0.00	2,739.42	0.00	0.00	0.00	2,739.42	0.00
*****TOTAL FOR FUND-SCC 018 9901 (JUNIOR HIGH TEACHER ADVISORY FUND):							
109.25	0.00	109.25	0.00	0.00	0.00	109.25	0.00
*****TOTAL FOR FUND-SCC 019 9001 (ACADEMIC BOOSTERS GRANTS):							
769.07	0.00	769.07	0.00	0.00	0.00	769.07	0.00
*****TOTAL FOR FUND-SCC 019 9121 (CENTRAL ELEMENTARY PTO GRANTS):							
3,311.03	0.00	3,311.03	196.53	162.58	1,345.47	1,769.03	46.57
*****TOTAL FOR FUND-SCC 019 9122 (EASTERN ELEMENTARY PTO GRANTS):							
4,755.89	100.00	4,855.89	734.43	734.43	335.51	3,785.95	22.03

\*\*\* NOTE!! ONLY ACTIVE ACCOUNTS HAVE BEEN SELECTED, TOTALS MAY EXCLUDE AMOUNTS THAT ARE RELATED TO INACTIVE ACCOUNTS. \*\*\*

LEXINGTON LOCAL SCHOOLS  
 Appropriation Account Summary  
 SORTED BY FUND-SCC

FYTD Appropriated	Prior FY Carryover Encumbrances	FYTD Expendable	FYTD Actual Expenditures	MTD Actual Expenditures	Current Encumbrances	FYTD Unencumbered Balance	FYTD Percent Exp/Enc
*****TOTAL FOR FUND-SCC 019 9123 (WESTERN ELEMENTARY PTO GRANTS):							
5,895.96	412.68	6,308.64	709.14	369.03	1,138.50	4,461.00	29.29
*****TOTAL FOR FUND-SCC 019 9200 (RICHLAND COUNTY FOUNDATION GRANT PLAYGROUND):							
200.00	0.00	200.00	0.00	0.00	0.00	200.00	0.00
*****TOTAL FOR FUND-SCC 019 9208 (RICHLAND CO FOUND-BUILD A COMM OF READERS):							
10.32	0.00	10.32	0.00	0.00	0.00	10.32	0.00
*****TOTAL FOR FUND-SCC 019 9209 (RICH CO FOUND-LEARN TO READ FOR A LIFETIME):							
59.95	0.00	59.95	0.00	0.00	0.00	59.95	0.00
*****TOTAL FOR FUND-SCC 019 9210 (RICH CO FOUND-MULTI-SENS APPROACH TO LEARNING):							
0.46	0.00	0.46	0.00	0.00	0.00	0.46	0.00
*****TOTAL FOR FUND-SCC 019 9211 (RICH CO FOUND-BEE AWARENESS):							
17.58	0.00	17.58	0.00	0.00	0.00	17.58	0.00
*****TOTAL FOR FUND-SCC 019 9212 (RICH CO FOUND-DONT LET THE PIGEON STOP TALK):							
19.17	0.00	19.17	0.00	0.00	0.00	19.17	0.00
*****TOTAL FOR FUND-SCC 019 9213 (RICH CO FOUND-BRAIN GAMES 5.0):							
1,500.00	0.00	1,500.00	0.00	0.00	1,500.00	0.00	100.00
*****TOTAL FOR FUND-SCC 019 9214 (RICH CO FOUND-TALKING SENSE TO OUR NUMBERS):							
1,269.63	0.00	1,269.63	538.72	538.72	0.00	730.91	42.43
*****TOTAL FOR FUND-SCC 019 9215 (RICH CO FOUND-SEE THE CIVILIZATION):							
117.55	0.00	117.55	0.00	0.00	0.00	117.55	0.00

\*\*\* NOTE!! ONLY ACTIVE ACCOUNTS HAVE BEEN SELECTED, TOTALS MAY EXCLUDE AMOUNTS THAT ARE RELATED TO INACTIVE ACCOUNTS. \*\*\*

LEXINGTON LOCAL SCHOOLS  
 Appropriation Account Summary  
 SORTED BY FUND-SCC

FYTD Appropriated	Prior FY Carryover Encumbrances	FYTD Expendable	FYTD Actual Expenditures	MTD Actual Expenditures	Current Encumbrances	FYTD Unencumbered Balance	FYTD Percent Exp/Enc
*****TOTAL FOR FUND-SCC 019 9216 (RICH CO FOUND-SCIENCE OLYMPIAD):							
1,500.00	0.00	1,500.00	0.00	0.00	1,095.64	404.36	73.04
*****TOTAL FOR FUND-SCC 019 9217 (RICH CO FOUND-KICK BACK WITH CLASSICS):							
902.25	0.00	902.25	0.00	0.00	902.25	0.00	100.00
*****TOTAL FOR FUND-SCC 019 9502 (RICHLAND CO HMG SENSORY GRANT):							
2,000.00	2,000.00	4,000.00	1,982.68	459.31	17.32	2,000.00	50.00
*****TOTAL FOR FUND-SCC 022 9601 (OHSA A TOURNAMENT AGENCY FUND):							
70,231.96	1,886.30	72,118.26	160.82	0.00	1,806.30	70,151.14	2.73
*****TOTAL FOR FUND-SCC 024 0000 (EMPLOYEE BENEFITS FUND FOR MEDICAL/DENTAL):							
5,563,221.01	0.00	5,563,221.01	1,348,207.84	361,923.07	325,970.97	3,889,042.20	30.09
*****TOTAL FOR FUND-SCC 200 9101 (HIGH SCHOOL ART CLUB):							
93.76	0.00	93.76	0.00	0.00	0.00	93.76	0.00
*****TOTAL FOR FUND-SCC 200 9102 (HIGH SCHOOL DRAMA CLUB):							
25,000.00	0.00	25,000.00	2,250.00	0.00	300.00	22,450.00	10.20
*****TOTAL FOR FUND-SCC 200 9103 (HIGH SCHOOL MATH CLUB):							
52.70	0.00	52.70	0.00	0.00	0.00	52.70	0.00
*****TOTAL FOR FUND-SCC 200 9104 (HIGH SCHOOL LEADERSHIP COUNCIL):							
3,110.45	110.00	3,220.45	0.00	0.00	110.00	3,110.45	3.42
*****TOTAL FOR FUND-SCC 200 9105 (HIGH SCHOOL FRENCH CLUB):							
417.37	0.00	417.37	0.00	0.00	0.00	417.37	0.00

\*\*\* NOTE!! ONLY ACTIVE ACCOUNTS HAVE BEEN SELECTED, TOTALS MAY EXCLUDE AMOUNTS THAT ARE RELATED TO INACTIVE ACCOUNTS. \*\*\*

LEXINGTON LOCAL SCHOOLS  
 Appropriation Account Summary  
 SORTED BY FUND-SCC

FYTD Appropriated	Prior FY Carryover Encumbrances	FYTD Expendable	FYTD Actual Expenditures	MTD Actual Expenditures	Current Encumbrances	FYTD Unencumbered Balance	FYTD Percent Exp/Enc
*****TOTAL FOR FUND-SCC 200 9107 (HIGH SCHOOL SPANISH CLUB):							
1,564.97	0.00	1,564.97	0.00	0.00	0.00	1,564.97	0.00
*****TOTAL FOR FUND-SCC 200 9108 (HIGH SCHOOL LEO CLUB):							
4,361.41	144.47	4,505.88	50.78	50.78	1,549.22	2,905.88	35.51
*****TOTAL FOR FUND-SCC 200 9114 (HIGH SCHOOL STUDENT COUNCIL FUND):							
3,748.98	0.00	3,748.98	0.00	0.00	3,660.00	88.98	97.63
*****TOTAL FOR FUND-SCC 200 9115 (HIGH SCHOOL KEY CLUB):							
2,133.62	0.00	2,133.62	0.00	0.00	0.00	2,133.62	0.00
*****TOTAL FOR FUND-SCC 200 9116 (HIGH SCHOOL CHESS CLUB):							
371.00	0.00	371.00	0.00	0.00	0.00	371.00	0.00
*****TOTAL FOR FUND-SCC 200 9119 (HIGH SCHOOL YEARBOOK FUND):							
40,000.00	15,500.00	55,500.00	7,734.80	7,734.80	0.00	47,765.20	13.94
*****TOTAL FOR FUND-SCC 200 9120 (HIGH SCHOOL JOURNALISM FUND):							
665.44	0.00	665.44	0.00	0.00	0.00	665.44	0.00
*****TOTAL FOR FUND-SCC 200 9121 (HIGH SCHOOL NATIONAL HONOR SOCIETY):							
3,209.49	197.72	3,407.21	892.73	435.73	164.27	2,350.21	31.02
*****TOTAL FOR FUND-SCC 200 9201 (JUNIOR HIGH ART CLUB):							
665.63	0.00	665.63	0.00	0.00	0.00	665.63	0.00
*****TOTAL FOR FUND-SCC 200 9204 (JUNIOR HIGH STUDENT COUNCIL FUND):							
1,017.50	0.00	1,017.50	0.00	0.00	400.00	617.50	39.31

\*\*\* NOTE!! ONLY ACTIVE ACCOUNTS HAVE BEEN SELECTED, TOTALS MAY EXCLUDE AMOUNTS THAT ARE RELATED TO INACTIVE ACCOUNTS. \*\*\*



LEXINGTON LOCAL SCHOOLS  
 Appropriation Account Summary  
 SORTED BY FUND-SCC

FYTD Appropriated	Prior FY Carryover Encumbrances	FYTD Expendable	FYTD Actual Expenditures	MTD Actual Expenditures	Current Encumbrances	FYTD Unencumbered Balance	FYTD Percent Exp/Enc
*****TOTAL FOR FUND-SCC 200 9205 (JUNIOR HIGH LIBRARY CLUB):							
1,185.15	0.00	1,185.15	0.00	0.00	0.00	1,185.15	0.00
*****TOTAL FOR FUND-SCC 200 9301 (EASTERN ELEMENTARY STUDENT ACTIVITY FUND):							
3,115.03	0.00	3,115.03	0.00	0.00	500.00	2,615.03	16.05
*****TOTAL FOR FUND-SCC 200 9611 (HIGH SCHOOL INFORMED TEENS FUND):							
1,059.63	0.00	1,059.63	0.00	0.00	1,245.00	185.37	117.49
*****TOTAL FOR FUND-SCC 200 9612 (JUNIOR HIGH INFORMED TEENS FUND):							
686.90	0.00	686.90	0.00	0.00	0.00	686.90	0.00
*****TOTAL FOR FUND-SCC 300 9115 (JAZZ BAND):							
3,000.00	0.00	3,000.00	0.00	0.00	0.00	3,000.00	0.00
*****TOTAL FOR FUND-SCC 300 9116 (CHOIR):							
952.20	0.00	952.20	0.00	0.00	300.00	652.20	31.51
*****TOTAL FOR FUND-SCC 300 9206 (JUNIOR HIGH PHYS ED DEPARTMENT FUND):							
5,200.68	0.00	5,200.68	556.42	0.00	2,393.58	2,250.68	56.72
*****TOTAL FOR FUND-SCC 300 9210 (JR HIGH INSTRUMENTAL):							
41.03	0.00	41.03	0.00	0.00	0.00	41.03	0.00
*****TOTAL FOR FUND-SCC 300 9600 (ATHLETIC FUND):							
230,500.00	10,130.20	240,630.20	86,365.26	44,607.31	110,428.45	43,836.49	81.78
*****TOTAL FOR FUND-SCC 300 9602 (ORCHESTRA):							
63.22	0.00	63.22	0.00	0.00	0.00	63.22	0.00

\*\*\* NOTE!! ONLY ACTIVE ACCOUNTS HAVE BEEN SELECTED, TOTALS MAY EXCLUDE AMOUNTS THAT ARE RELATED TO INACTIVE ACCOUNTS. \*\*\*

LEXINGTON LOCAL SCHOOLS  
 Appropriation Account Summary  
 SORTED BY FUND-SCC

FYTD Appropriated	Prior FY Carryover Encumbrances	FYTD Expendable	FYTD Actual Expenditures	MTD Actual Expenditures	Current Encumbrances	FYTD Unencumbered Balance	FYTD Percent Exp/Enc
*****TOTAL FOR FUND-SCC 300 9603 (ELEMENTARY MUSIC):							
1,585.38	0.00	1,585.38	0.00	0.00	19.47	1,565.91	1.23
*****TOTAL FOR FUND-SCC 300 9605 (BAND):							
232.95	0.00	232.95	0.00	0.00	0.00	232.95	0.00
*****TOTAL FOR FUND-SCC 451 9018 (Network Connectivity FY 2018):							
9,000.00	0.00	9,000.00	0.00	0.00	9,000.00	0.00	100.00
*****TOTAL FOR FUND-SCC 516 9017 (IDEA-B SPECIAL EDUCATION FY17):							
66,162.80	6,509.98	72,672.78	18,401.09	0.00	3,869.25	50,402.44	30.64
*****TOTAL FOR FUND-SCC 516 9018 (IDEA-B SPECIAL EDUCATION FY18):							
427,333.82	0.00	427,333.82	36,706.96	19,543.59	237,227.27	153,399.59	64.10
*****TOTAL FOR FUND-SCC 572 9017 (TITLE I FY17):							
89,526.47	4,441.79	93,968.26	21,609.96	0.00	3,691.79	68,666.51	26.93
*****TOTAL FOR FUND-SCC 572 9018 (TITLE I FY18):							
252,616.32	0.00	252,616.32	29,781.55	24,768.63	27,878.47	194,956.30	22.83
*****TOTAL FOR FUND-SCC 587 9017 (EARLY CHILDHOOD SPECIAL EDUCATION IDEA FY17):							
2,084.39	0.00	2,084.39	0.00	0.00	0.00	2,084.39	0.00
*****TOTAL FOR FUND-SCC 587 9018 (EARLY CHILDHOOD SPECIAL EDUCATION IDEA FY18):							
14,544.71	0.00	14,544.71	404.86	87.89	200.00	13,939.85	4.16
*****TOTAL FOR FUND-SCC 590 9018 (TITLE II-A IMPROVING TEACHER QUALITY FY18):							
59,468.88	0.00	59,468.88	6,950.34	6,950.34	0.00	52,518.54	11.69

\*\*\* NOTE!! ONLY ACTIVE ACCOUNTS HAVE BEEN SELECTED, TOTALS MAY EXCLUDE AMOUNTS THAT ARE RELATED TO INACTIVE ACCOUNTS. \*\*\*

Date: 10/04/17  
Time: 3:40 pm

LEXINGTON LOCAL SCHOOLS  
Appropriation Account Summary  
SORTED BY FUND-SCC

Page: 8  
(APPSUM)

FYTD Appropriated	Prior FY Carryover Encumbrances	FYTD Expendable	FYTD Actual Expenditures	MTD Actual Expenditures	Current Encumbrances	FYTD Unencumbered Balance	FYTD Percent Exp/Enc
*****TOTAL FOR FUND-SCC 599 9018 (TITLE IV):							
10,000.00	0.00	10,000.00	0.00	0.00	0.00	10,000.00	0.00
*****GRAND TOTALS:							
32,826,625.24	283,182.79	33,109,808.03	8,290,697.42	2,589,684.26	3,113,276.59	21,705,834.02	34.44

\*\*\* NOTE!! ONLY ACTIVE ACCOUNTS HAVE BEEN SELECTED, TOTALS MAY EXCLUDE AMOUNTS THAT ARE RELATED TO INACTIVE ACCOUNTS. \*\*\*