


LEXINGTON LOCAL SCHOOLS



FINANCIAL REPORT
FOR THE PERIOD ENDING
SEPTEMBER 30, 2016

PREPARED BY
JASON WHITESEL, TREASURER

DATE: 10/05/2016
 TIME: 14:31

LEXINGTON LOCAL SCHOOLS
 CASH RECONCILIATION AS OF 09/30/2016

PAGE: 1
 (USAEMSED T)

	SUB-TOTALS	TOTALS
	-----	-----
Gross Depository Balances:		
RICHLAND BANK MMA 5719	\$ 5,271,919.55	
RICHLAND BANK SWEEP ACCT 3520	1,746,379.29	
RICHLAND BANK GENERAL ACCT 0580	300,937.50	
RICHLAND BANK ANTHEM SWEEP 3523	597,265.39	
RICHLAND BANK EE BENEFITS 3180	0.00	
RICHLAND BANK PAYROLL ACCT 9780	597.33	
RICHLAND BANK ATHLETIC ACCT 3280	2,335.00	

Total Depository Balances (Gross)		\$ 7,919,434.06
Adjustments to Bank Balance:		
Cash in Transit to Bank	\$ 6,851.40	
Outstanding Checks	137,245.38-	
Adjustments	0.00	

Total Adjustments to Bank Balance		130,393.98-
Investments:		
Treasury Bonds and Notes	\$ 1,075,284.50	
Certificate of Deposits	2,925,000.00	
Other Securities	0.00	
Other Investments:		
Richland Bank - Money Market	20,403.63	

Total Investments		4,020,688.13
Cash on Hand:		
Petty Cash:		
TREASURER'S OFFICE	\$ 100.00	
HIGH SCHOOL	50.00	
JUNIOR HIGH SCHOOL	50.00	
EASTERN, CENTRAL, WESTERN	150.00	
Change Cash:		
ATHLETIC CHANGE	\$ 3,000.00	
CAFETERIA CHANGE	440.00	
JUNIOR HIGH SCHOOL	100.00	
Cash with Fiscal Agent	0.00	

Total Cash on Hand		3,890.00

Total Balances		\$ 11,813,618.21
		=====
Total Fund Balance		\$ 11,813,618.21
		=====
Depository Clearance Accounts:		

Total Clearance Account Balances		\$ 0.00

James D. Whitfield

September 01, 2016 To September 30, 2016

Account Name : Lexington Local SD Managing Agency

Account No : 5750

Summary Of Investment Holdings

Quantity	Description		Unit Value	Market Value	Tax Cost	Estimated Ann Inc	Yield To Mkt
<u>Money Market - Taxable</u>							
20,403.63	Northern Instl Government Select Portfolio		100.0000	20,403.63	20,403.63	51.01	0.25%
<i>Totals</i>				20,403.63	20,403.63	51.01	0.25%
<u>Marketable CD</u>							
100,000	Transportation Alliance Bk	0.800%	07/05/2017	100.2114	100,211.40	800.00	0.80%
200,000	Apple Bank for Savings	0.850%	10/06/2017	100.2464	200,492.80	1,700.00	0.85%
200,000	Wells Fargo Bank NA	1.000%	12/06/2017	100.3067	200,613.40	2,000.00	1.00%
150,000	Comenity Capital Bank	1.150%	08/29/2018	100.0146	150,021.90	1,725.00	1.15%
200,000	Franklin Synergy Bank	1.100%	10/09/2018	100.6690	201,338.00	2,200.00	1.09%
200,000	Farm Bureau Bank	1.100%	12/17/2018	100.2557	200,511.40	2,200.00	1.10%
150,000	Ally Bank Midvale UT	1.450%	02/11/2019	101.4109	152,116.35	2,175.00	1.43%
200,000	Capital One Bank USA	1.200%	08/12/2019	99.9818	199,963.60	2,400.00	1.20%
100,000	First Financial NW Inc WA	1.450%	08/19/2019	100.0400	100,040.00	1,450.00	1.45%
200,000	Abacus Federal Savings Bank	1.250%	09/17/2019	100.4170	200,834.00	2,500.00	1.24%
200,000	Alma Bank NY	1.300%	06/10/2020	100.4729	200,945.80	2,600.00	1.29%
150,000	Community Finkl Svcs Bank	1.500%	08/19/2020	100.9937	151,490.55	2,250.00	1.49%
175,000	Unison Bank	1.500%	11/25/2020	102.8054	179,909.45	2,625.00	1.46%
200,000	Goldman Sachs Bank USA	1.850%	02/17/2021	102.0001	204,000.20	3,700.00	1.81%
200,000	MB Financial Bank NA	1.400%	03/30/2021	102.1994	204,398.80	2,800.00	1.37%
100,000	BankVista Sartell MN	1.400%	04/06/2021	102.1924	102,192.40	1,400.00	1.37%
200,000	Bank Of Santa Clarita	1.400%	04/15/2021	102.1821	204,364.20	2,800.00	1.37%
<i>Totals</i>				2,953,444.25	2,925,000.00	37,325.00	1.26%
<u>U.S. Govt Agy/Exempt State</u>							
125,000	FHLB	1.050%	06/04/2018	99.7051	124,631.38	1,312.50	1.05%
150,000	FHLB	1.000%	08/28/2018	99.9162	149,874.30	1,500.00	1.00%
<i>Totals</i>				274,505.68	274,987.50	2,812.50	1.02%

September 01, 2016 To September 30, 2016

Account Name : Lexington Local SD Managing Agency

Account No : 5750

Summary Of Investment Holdings

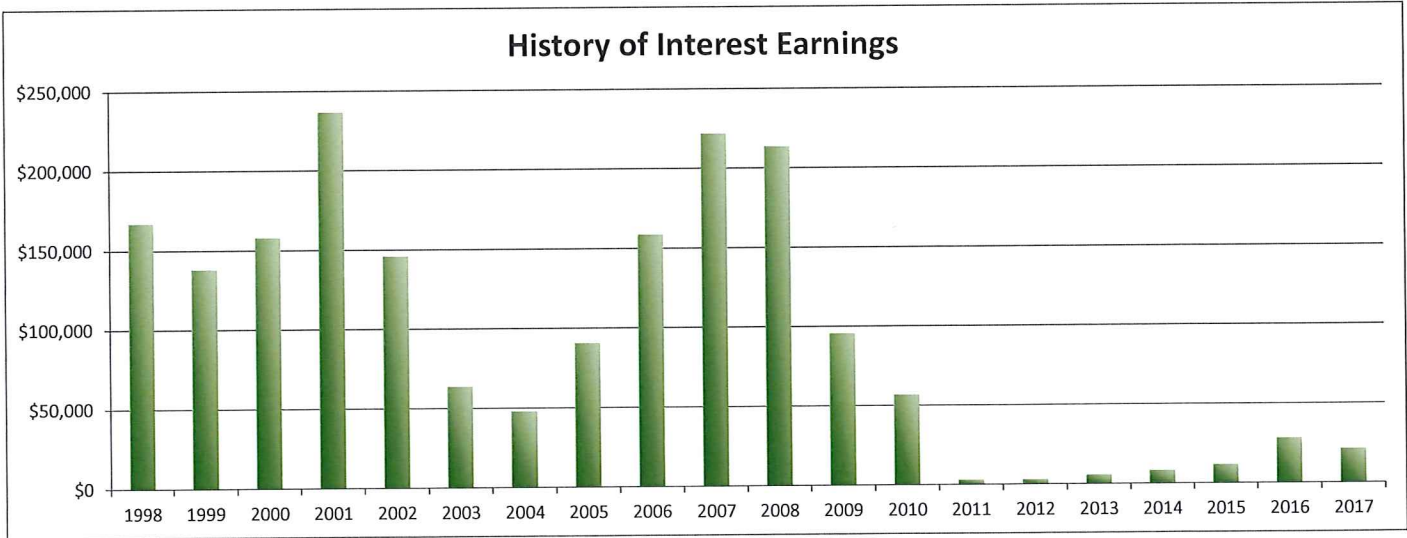
Quantity	Description			Unit Value	Market Value	Tax Cost	Estimated Ann Inc To Mkt	Yield
<u>U.S. Govt Agy/Nonexempt State</u>								
300,000	FHLMC	1.350%	03/29/2019	100.1318	300,395.40	300,297.00	4,050.00	1.35%
300,000	FNMA	1.300%	07/28/2020	99.7818	299,345.40	300,000.00	3,900.00	1.30%
200,000	FHLMC	1.800%	03/30/2021	100.0063	200,012.60	200,000.00	3,600.00	1.80%
<i>Totals</i>					799,753.40	800,297.00	11,550.00	1.44%
<i>Grand Total</i>					4,048,106.96	4,020,688.13	51,738.51	1.28%

LEXINGTON LOCAL SCHOOLS
INVESTMENT REPORT FOR THE MONTH ENDING
SEPTEMBER 30, 2016

INTEREST EARNED:	THIS MONTH	FISCAL YEAR TO DATE
Richland Bank, General Sweep	\$715.46	\$2,282.91
Richland Bank, General MMA	\$2,165.94	\$5,469.13
Richland Bank, Anthem Sweep	\$175.60	\$542.11
Star Ohio	\$0.00	\$0.00
CDs, Bonds, and other investments	\$3,741.85	\$12,978.57
TOTAL INTEREST RECEIVED	\$6,798.85	\$21,272.72

History of Interest Earnings	Fiscal Year	Interest Earnings
	1998	\$ 167,057.52
	1999	\$ 138,113.69
	2000	\$ 157,991.72
	2001	\$ 236,839.79
	2002	\$ 146,052.34
	2003	\$ 63,712.36
	2004	\$ 47,970.95
	2005	\$ 90,719.94
	2006	\$ 158,724.51
	2007	\$ 221,998.86
	2008	\$ 213,660.34
	2009	\$ 95,639.63
	2010	\$ 56,860.22
	2011	\$ 3,001.78
	2012	\$ 3,090.00
	2013	\$ 5,758.97
	2014	\$ 8,349.92
	2015	\$ 11,765.22
	2016	\$ 28,300.22
FISCAL Year To Date	2017	\$21,272.72

Total Interest Earnings 1998 to Present \$ 1,876,880.70



Processing Month: September 2016
 LEXINGTON LOCAL SCHOOLS

(FINSUM)

Fnd	Sec	Description	Beginning Balance	MTD Revenues	FYTD Revenues	MTD Expenditures	FYTD Expenditures	Current Available Balance
001	0000	GENERAL FUND	8,934,264.87	928,245.39	7,683,015.40	1,872,077.33	5,410,354.98	11,206,925.29
001	9412	GENERAL BUDGET RESERVE SE	87,928.97	.00	.00	.00	.00	87,928.97
002	0000	BOND RETIREMENT FUND	1,925.89	.00	.00	.00	.00	1,925.89
003	0000	PERMANENT IMPROVEMENT FUN	117,720.48	260.72	266,292.59	68,981.91	535,266.77	151,253.70-
006	0000	FOOD SERVICE FUND	2,553.42	39,097.45	66,954.09	73,878.79	173,184.81	103,677.30-
007	9100	LEXINGTON MINUTEMEN ACADE	18,506.86	538.26	559.71	.00	.00	19,066.57
007	9800	TERRY McCAMMON SCHOLARSHI	13,585.20	8.04	23.79	.00	.00	13,608.99
007	9801	MINUTEMAN ALUMNI SCHOLARS	1,995.46	1.18	3.50	.00	.00	1,998.96
018	9100	HIGH SCHOOL PRINCIPAL'S F	1,149.62	1,336.25	1,503.30	322.45	531.20	2,121.72
018	9200	JUNIOR HIGH PRINCIPAL'S F	2,815.47	61.72	4,653.72	321.83	321.83	7,147.36
018	9300	EASTERN PRINCIPAL'S FUND	5,640.18	764.03	1,060.87	526.34	932.30	5,768.75
018	9301	EASTERN ELEMENTARY BOOKFA	11,356.99	.00	.00	.00	.00	11,356.99
018	9302	EASTERN ELEMENTARY MATH	1,181.16	.00	.00	.00	.00	1,181.16
018	9400	CENTRAL PRINCIPAL'S FUND	10,210.91	138.21	695.61	168.77	678.49	10,328.03
018	9401	CENTRAL ELEMENTARY BOOKFA	2,358.24	21.00	21.00	.00	.00	2,379.24
018	9402	CENTRAL ELEMENTARY ART	746.00	.00	.00	.00	.00	746.00
018	9500	WESTERN PRINCIPAL'S FUND	8,206.02	330.23	2,772.45	285.94	285.94	10,692.53
018	9501	WESTERN ELEMENTARY BOOKFA	1,351.85	.00	.00	.00	.00	1,351.85
018	9503	WESTERN ELEMENTARY ART	402.42	.00	.00	.00	.00	402.42
018	9901	JUNIOR HIGH TEACHER ADVIS	109.25	.00	.00	.00	.00	109.25
019	9001	ACADEMIC BOOSTERS GRANTS	769.07	.00	.00	.00	.00	769.07
019	9121	CENTRAL ELEMENTARY PTO GR	671.29	13.33	35.12	142.13	457.93	248.48
019	9122	EASTERN ELEMENTARY PTO GR	567.18	13.33	35.14	.00	.00	602.32
019	9123	WESTERN ELEMENTARY PTO GR	3,437.63	13.33	35.13	.00	1,699.50	1,773.26
019	9200	RICHLAND COUNTY FOUNDATIO	1,932.00	.00	.00	.00	.00	1,932.00
019	9208	RICHLAND CO FOUND-BUILD A	.00	500.00	500.00	74.51	313.84	186.16
019	9209	RICH CO FOUND-LEARN TO RE	.00	1,199.00	1,199.00	.00	.00	1,199.00
019	9210	RICH CO FOUND-MULTI-SENS	.00	831.66	831.66	.00	.00	831.66
019	9211	RICH CO FOUND-BEE AWARENE	.00	672.92	672.92	.00	.00	672.92
019	9212	RICH CO FOUND-DONT LET TH	.00	623.60	623.60	.00	.00	623.60
019	9500	DOLLAR GENERAL LIT FOUND	6.01	.00	.00	.00	.00	6.01
022	9601	OHSAA TOURNAMENT AGENCY F	144.13	.00	.00	.00	80.00	64.13
024	0000	EMPLOYEE BENEFITS FUND FO	791,621.99	341,322.60	999,966.61	452,760.89	1,194,323.21	597,265.39
200	9101	HIGH SCHOOL ART CLUB	93.76	.00	.00	.00	.00	93.76
200	9102	HIGH SCHOOL DRAMA CLUB	14,103.46	.00	.00	.00	346.35	13,757.11
200	9103	HIGH SCHOOL MATH CLUB	52.70	.00	.00	.00	.00	52.70
200	9104	HIGH SCHOOL LEADERSHIP CO	453.66	2,424.00	2,424.00	203.50	203.50	2,674.16
200	9105	HIGH SCHOOL FRENCH CLUB	131.67	.00	.00	13.00	13.00	118.67
200	9107	HIGH SCHOOL SPANISH CLUB	751.60	760.00	760.00	.00	.00	1,511.60
200	9108	HIGH SCHOOL LEO CLUB	3,122.40	.00	.00	.00	.00	3,122.40
200	9114	HIGH SCHOOL STUDENT COUNC	3,027.08	.00	.00	.00	19.25	3,007.83
200	9115	HIGH SCHOOL KEY CLUB	1,849.02	.00	.00	.00	.00	1,849.02
200	9116	HIGH SCHOOL CHESS CLUB	271.00	.00	.00	.00	.00	271.00
200	9119	HIGH SCHOOL YEARBOOK FUND	39,285.55	1,880.00	4,610.00	.00	.00	43,895.55
200	9120	HIGH SCHOOL JOURNALISM FU	1,089.44	.00	.00	.00	.00	1,089.44
200	9121	HIGH SCHOOL NATIONAL HONO	655.94	.00	.00	.00	385.00	270.94

Processing Month: September 2016
 LEXINGTON LOCAL SCHOOLS

(FINSUM)

Fnd	Sec	Description	Beginning Balance	MTD Revenues	FYTD Revenues	MTD Expenditures	FYTD Expenditures	Current Available Balance
200	9160	HIGH SCHOOL GERMAN CLUB	45.00	.00	.00	45.00	45.00	.00
200	9201	JUNIOR HIGH ART CLUB	113.99	.00	.00	.00	.00	113.99
200	9204	JUNIOR HIGH STUDENT COUNC	29.54	.00	.00	.00	.00	29.54
200	9205	JUNIOR HIGH LIBRARY CLUB	77.65	.00	.00	.00	.00	77.65
200	9301	EASTERN ELEMENTARY STUDEN	479.41	.00	.00	.00	.00	479.41
200	9401	CENTRAL ELEMENTARY STUDEN	382.69	.00	.00	.00	.00	382.69
200	9611	HIGH SCHOOL INFORMED TEEN	842.26	.00	53.63-	.00	.00	788.63
200	9612	JUNIOR HIGH INFORMED TEEN	24.67	.00	95.95	.00	.00	120.62
300	9115	JAZZ BAND	1,569.81	.00	.00	.00	.00	1,569.81
300	9116	CHOIR	1,159.80	.00	.00	.00	.00	1,159.80
300	9206	JUNIOR HIGH PHYS ED DEPAR	2,413.17	530.00	530.00	171.06	605.57	2,337.60
300	9210	JR HIGH INSTRUMENTAL	41.03	.00	.00	.00	.00	41.03
300	9600	ATHLETIC FUND	19,748.85	44,073.18	112,987.18	55,062.80	95,342.45	37,393.58
300	9602	ORCHESTRA	63.22	.00	.00	.00	.00	63.22
300	9603	ELEMENTARY MUSIC	1,139.88	.00	.00	.00	.00	1,139.88
300	9605	BAND	232.95	.00	.00	.00	.00	232.95
451	9016	Network Connectivity FY 2	.00	.00	.00	.00	4,500.00	4,500.00-
516	9016	IDEA-B SPECIAL EDUCATION	14,415.99	.00	5,900.81	3,976.86-	20,316.80	.00
516	9017	IDEA-B SPECIAL EDUCATION	.00	29,418.49	29,418.49	46,541.53	57,967.72	28,549.23-
572	9016	TITLE I FY16	6,969.06	5,064.13	33,805.44	.00	40,774.50	.00
572	9017	TITLE I FY17	.00	25,478.24	25,478.24	23,536.80	30,580.76	5,102.52-
587	9017	EARLY CHILDHOOD SPECIAL E	.00	302.21	302.21	11.69	302.21	.00
590	9017	TITLE II-A IMPROVING TEAC	.00	4,334.11	4,334.11	6,391.70	6,391.70	2,057.59-
Grand Total All Funds			10,137,794.81	1,430,256.61	9252,048.01	2,597,541.11	7576,224.61	11813,618.21
Total Invested Funds			.00					

DATE: 10/05/2016
TIME: 13:24:50

SCHOOL DISTRICT: LEXINGTON LOCAL SCHOOLS

IRN # 049437

COUNTY: RICHLAND

FISCAL YEAR: 2017 MONTH: 09

	MONTHLY ESTIMATE	MONTHLY ACTUAL	MONTHLY DIFFERENCE	FISCAL YTD ESTIMATE	FISCAL YTD ACTUAL	FISCAL YTD DIFFERENCE
REVENUES						
01.010 General Property (Real Estate)	0	0	0	4,600,000	4,698,665	98,665
01.020 Tangible Personal Property Tax	0	0	0	200,000	218,691	18,691
01.030 Income Tax	0	0	0	0	0	0
01.035 Unrestricted Grants-in-Aid	820,000	808,867	11,133-	2,440,000	2,502,351	62,351
01.040 Restricted Grants-in-Aid	4,500	6,604	2,104	12,900	19,878	6,978
01.045 Restricted Grants-in-Aid - SFSF	0	0	0	0	0	0
01.050 Property Tax Allocation	49,000	4,887	44,113-	49,000	54,792	5,792
01.060 All Other Operating Revenue	20,000	70,023	50,023	97,500	141,447	43,947
01.070 Total Revenue	893,500	890,381	3,119-	7,399,400	7,635,824	236,424
OTHER FINANCING SOURCES						
02.010 Proceeds from Sale of Notes	0	0	0	0	0	0
02.020 State Emergency Loans & Advancements (Approved)	0	0	0	0	0	0
02.040 Operating Transfers-In	0	0	0	0	0	0
02.050 Advances-In	0	0	0	0	0	0
02.060 All Other Financing Sources	30,000	37,864	7,864	30,000	47,191	17,191
02.070 Total Other Financing Sources	30,000	37,864	7,864	30,000	47,191	17,191
02.080 Total Revenues and Other Financing Sources	923,500	928,245	4,745	7,429,400	7,683,015	253,615
EXPENDITURES						
03.010 Personal Services	1,000,000	990,969	9,031-	2,995,000	2,823,690	171,310-
03.020 Employees' Retirement/Insurance Benefits	490,000	442,767	47,233-	1,450,000	1,359,299	90,701-
03.030 Purchased Services	290,000	305,612	15,612	760,000	757,329	2,671-
03.040 Supplies and Materials	100,000	116,100	16,100	310,000	314,760	4,760
03.050 Capital Outlay	5,000	16,305	11,305	12,500	38,771	26,271
03.060 Intergovernmental	0	0	0	0	0	0
04.010 Debt Service: All Principal (Historical)	0	0	0	0	0	0
04.020 Debt Service: Principal - Notes	0	0	0	0	0	0
04.030 Debt Service: Principal - State Loans	0	0	0	0	0	0
04.040 Debt Service: Principal - State Advancements	0	0	0	0	0	0
04.050 Debt Service: Principal - HB 264 Loans	0	0	0	0	0	0
04.055 Debt Service: Principal - Other	0	0	0	0	0	0
04.060 Debt Service: Interest and Fiscal Charges	0	0	0	0	0	0
04.300 Other Objects	5,000	326	4,674-	115,000	116,508	1,508
04.500 Total Expenditures	1,890,000	1,872,079	17,921-	5,642,500	5,410,357	232,143-
OTHER FINANCING USES						
05.010 Operating Transfers - Out	0	0	0	0	0	0
05.020 Advances - Out	0	0	0	0	0	0
05.030 All Other Financing Uses	0	0	0	0	0	0
05.040 Total Other Financing Uses	0	0	0	0	0	0
05.050 Total Expenditure and Other Financing Uses	1,890,000	1,872,079	17,921-	5,642,500	5,410,357	232,143-
06.010 Excess Rev & Oth Financing Sources over(under) Exp &	966,500-	943,834-	22,666	1,786,900	2,272,658	485,758
07.010 Beginning Cash Balance	11,775,594	12,238,686	463,092	9,022,194	9,022,194	0
07.020 Ending Cash Balance	10,809,094	11,294,852	485,758	10,809,094	11,294,852	485,758
08.010 Outstanding Encumbrances	1,750,000	2,058,106	308,106	1,750,000	2,058,106	308,106

SCHOOL DISTRICT: LEXINGTON LOCAL SCHOOLS

IRN # 049437

COUNTY: RICHLAND

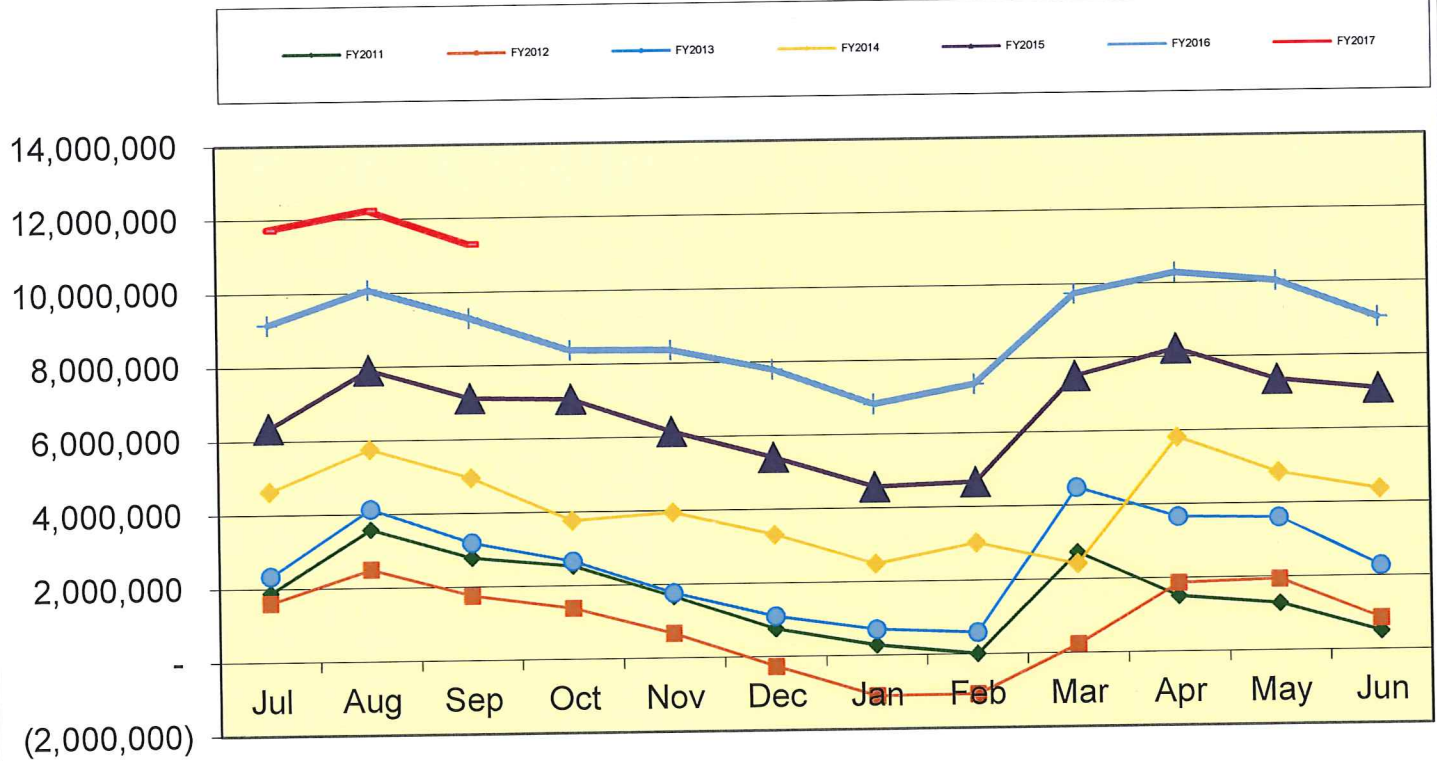
FISCAL YEAR: 2017 QUARTER: 1

	QUARTERLY ESTIMATE	QUARTERLY ACTUAL	QUARTERLY DIFFERENCE	FISCAL YTD ESTIMATE	FISCAL YTD ACTUAL	FISCAL YTD DIFFERENCE
REVENUES						
01.010 General Property (Real Estate)	4,600,000	4,698,665	98,665	4,600,000	4,698,665	98,665
01.020 Tangible Personal Property Tax	200,000	218,691	18,691	200,000	218,691	18,691
01.030 Income Tax	0	0	0	0	0	0
01.035 Unrestricted Grants-in-Aid	2,440,000	2,502,351	62,351	2,440,000	2,502,351	62,351
01.040 Restricted Grants-in-Aid	12,900	19,878	6,978	12,900	19,878	6,978
01.045 Restricted Grants-in-Aid - SFSF	0	0	0	0	0	0
01.050 Property Tax Allocation	49,000	54,792	5,792	49,000	54,792	5,792
01.060 All Other Operating Revenue	97,500	141,447	43,947	97,500	141,447	43,947
01.070 Total Revenue	7,399,400	7,635,824	236,424	7,399,400	7,635,824	236,424
OTHER FINANCING SOURCES						
02.010 Proceeds from Sale of Notes	0	0	0	0	0	0
02.020 State Emergency Loans & Advancements (Approved)	0	0	0	0	0	0
02.040 Operating Transfers-In	0	0	0	0	0	0
02.050 Advances-In	0	0	0	0	0	0
02.060 All Other Financing Sources	30,000	47,191	17,191	30,000	47,191	17,191
02.070 Total Other Financing Sources	30,000	47,191	17,191	30,000	47,191	17,191
02.080 Total Revenues and Other Financing Sources	7,429,400	7,683,015	253,615	7,429,400	7,683,015	253,615
EXPENDITURES						
03.010 Personal Services	2,995,000	2,823,690	171,310-	2,995,000	2,823,690	171,310-
03.020 Employees' Retirement/Insurance Benefits	1,450,000	1,359,299	90,701-	1,450,000	1,359,299	90,701-
03.030 Purchased Services	760,000	757,329	2,671-	760,000	757,329	2,671-
03.040 Supplies and Materials	310,000	314,760	4,760	310,000	314,760	4,760
03.050 Capital Outlay	12,500	38,771	26,271	12,500	38,771	26,271
03.060 Intergovernmental	0	0	0	0	0	0
04.010 Debt Service: All Principal (Historical)	0	0	0	0	0	0
04.020 Debt Service: Principal - Notes	0	0	0	0	0	0
04.030 Debt Service: Principal - State Loans	0	0	0	0	0	0
04.040 Debt Service: Principal - State Advancements	0	0	0	0	0	0
04.050 Debt Service: Principal - HB 264 Loans	0	0	0	0	0	0
04.055 Debt Service: Principal - Other	0	0	0	0	0	0
04.060 Debt Service: Interest and Fiscal Charges	0	0	0	0	0	0
04.300 Other Objects	115,000	116,508	1,508	115,000	116,508	1,508
04.500 Total Expenditures	5,642,500	5,410,357	232,143-	5,642,500	5,410,357	232,143-
OTHER FINANCING USES						
05.010 Operating Transfers - Out	0	0	0	0	0	0
05.020 Advances - Out	0	0	0	0	0	0
05.030 All Other Financing Uses	0	0	0	0	0	0
05.040 Total Other Financing Uses	0	0	0	0	0	0
05.050 Total Expenditure and Other Financing Uses	5,642,500	5,410,357	232,143-	5,642,500	5,410,357	232,143-
06.010 Excess Rev & Oth Financing Sources over(under) Exp &	1,786,900	2,272,658	485,758	1,786,900	2,272,658	485,758
07.010 Beginning Cash Balance	9,022,194	9,022,194	0	9,022,194	9,022,194	0
07.020 Ending Cash Balance	10,809,094	11,294,852	485,758	10,809,094	11,294,852	485,758
08.010 Outstanding Encumbrances	1,750,000	2,058,106	308,106	1,750,000	2,058,106	308,106

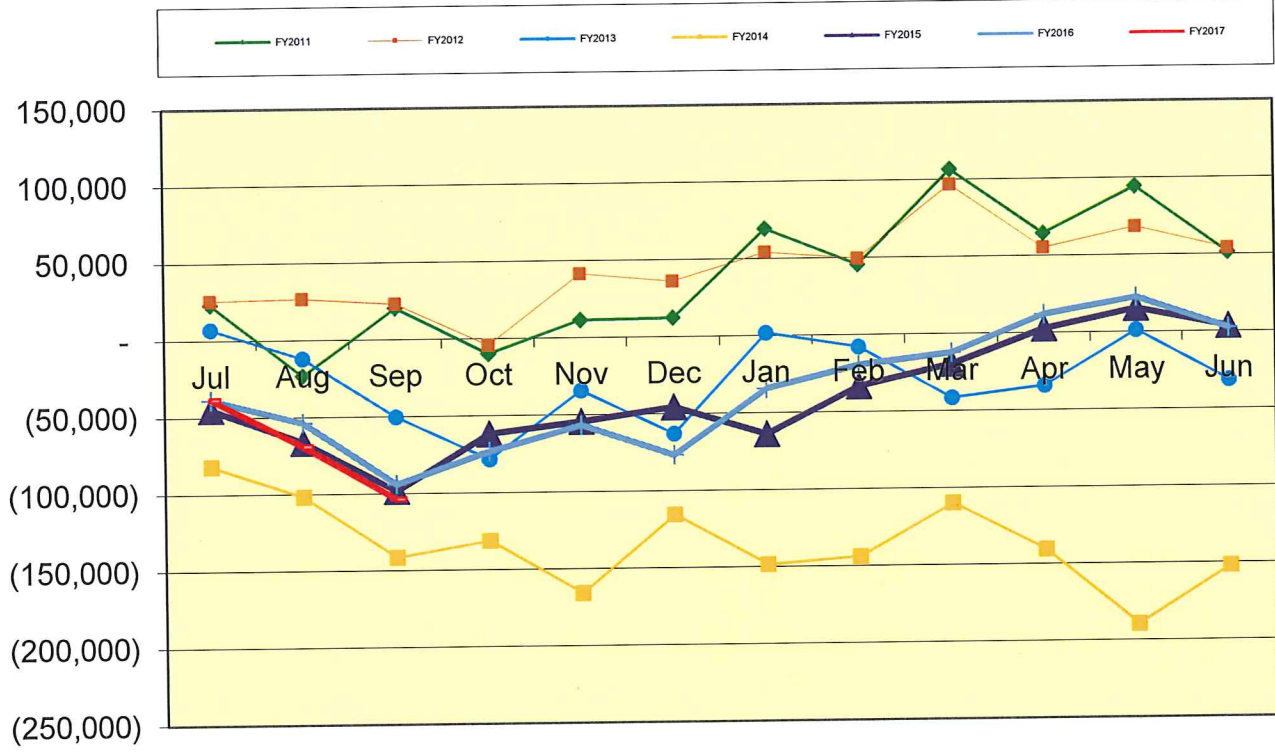
**LEXINGTON LOCAL SCHOOL DISTRICT
GENERAL FUND ONLY 2016-17
SUMMARY OF RECEIPTS AND EXPENDITURES - FIVE YEAR FORECAST FORMAT**

LINE	DESCRIPTION	9/30/2016	FISCAL YEAR TO DATE Estimate	FISCAL YEAR TO DATE Actual	VARIANCE Estimate vs. Actual	PERCENT of VARIANCE
LINE 7.010	BEGINNING CASH BALANCE		\$ 9,022,194			
REVENUES						
LINE 1.010	Real Estate Tax	\$ 4,600,000	\$ 4,698,665	\$98,665	2.14%	
LINE 1.020	Personal Property Tax	\$ 200,000	\$ 218,691	\$18,691	9.35%	
LINE 1.030	Income Tax	\$ -	\$ -	\$0		
LINE 1.035	State Funding	\$ 2,440,000	\$ 2,502,351	\$62,351	2.56%	
LINE 1.040	Career Tech / Economic Disadv.	\$ 12,900	\$ 19,878	\$6,978	54.09%	
LINE 1.050	Property Tax Allocation	\$ 49,000	\$ 54,792	\$5,792	11.82%	
LINE 1.060	Other Operating Revenue	\$ 97,500	\$ 141,447	\$43,947	45.07%	
LINE 1.070	TOTAL REVENUE	\$ 7,399,400	\$ 7,635,824	\$236,424	3.20%	
EXPENSES						
LINE 2.01	Proceeds from Notes	\$ -	\$ -	\$0		
LINE 2.04	Transfers In	\$ -	\$ -	\$0		
LINE 2.050	Advances In	\$ -	\$ -	\$0	#DIV/0!	
LINE 2.060	Other Financing Sources	\$ 30,000	\$ 47,191	\$17,191	57.30%	
LINE 2.070	TOTAL OTHER SOURCES	\$ 30,000	\$ 47,191	\$17,191	57.30%	
LINE 2.080	TOTAL REVENUES & Sources	\$ 7,429,400	\$ 7,683,015	\$253,615	3.41%	
LINE 3.010	Salaries	\$ 2,995,000	\$ 2,823,690	\$171,310	5.72%	
LINE 3.020	Retirement and Benefits	\$ 1,450,000	\$ 1,359,299	\$90,701	6.26%	
LINE 3.030	Purchased Services	\$ 760,000	\$ 757,329	\$2,671	0.35%	
LINE 3.040	Supplies and Materials	\$ 310,000	\$ 314,760	(\$4,760)	-1.54%	
LINE 3.050	Capital Outlay and Equipment	\$ 12,500	\$ 38,771	(\$26,271)	-210.17%	
LINE 3.06	INTERGOVERNMENTAL	\$ -	\$ -	\$0		
LINE 4.020	DEBT SERVICE - Notes	\$ -	\$ -	\$0		
LINE 4.060	DEBT SERVICE - Interest charges	\$ -	\$ -	\$0		
LINE 4.300	Other Objects	\$ 115,000	\$ 116,508	(\$1,508)	-1.31%	
LINE 4.500	TOTAL EXPENDITURES	\$ 5,642,500	\$ 5,410,357	\$232,143	4.11%	
LINE 5.00	TRANSFERS OUT	\$ -	\$ -	\$0		
LINE 5.02	ADVANCES OUT	\$ -	\$ -	\$0		
LINE 5.03	ALL OTHER USES	\$ -	\$ -	\$0		
LINE 5.040	TOTAL OTHER USES	\$ -	\$ -	\$0		
LINE 5.050	TOTAL EXPENDITURES & USES	\$ 5,642,500	\$ 5,410,357	\$232,143	4.11%	
LINE 6.010	REVENUES OVER EXPENSES	\$ 1,786,900	\$ 2,272,658	\$485,758		
LINE 7.020	ENDING CASH BALANCE	\$ 10,809,094	\$ 11,294,852	\$485,758		
	Less Reserves	\$ (87,929)	\$ (87,929)	\$ -		
LINE 8.010	Less Outstanding Encumbrances	\$ (1,750,000)	\$ (2,058,106)	\$ (308,106)	17.61%	
LINE 15.010	Unreserved Fund Balance	\$ 8,971,165	\$ 9,148,817	\$177,652	1.98%	
	Salaries/Benefits as % of Revenue	Estimate 60.1%	Actual 54.8%	Benchmark Yr. End 80.1% or below		
	True Days Cash - Calendar Days on which can operate	146	156	90 or above optimal		

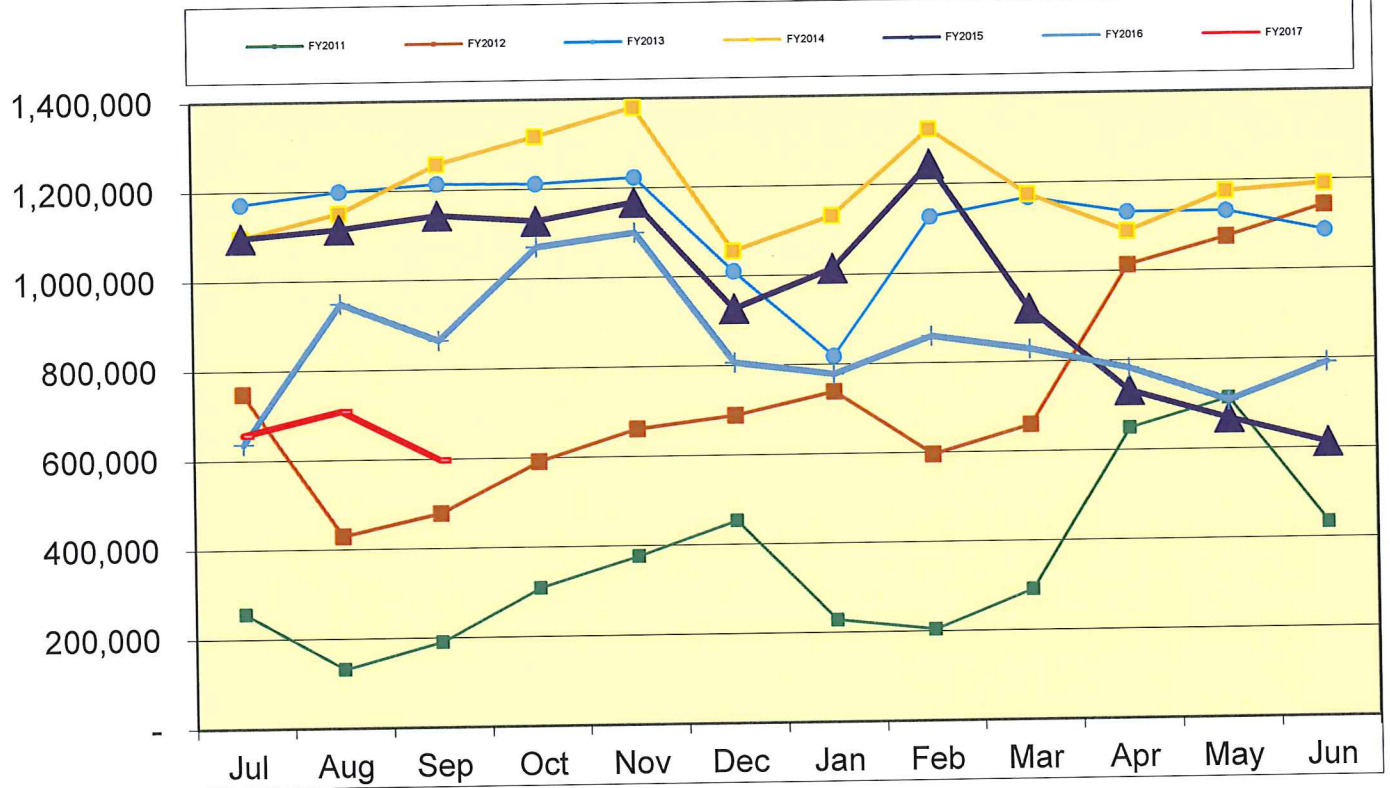
Lexington Local Schools General Fund Cash Balance



Lexington Local Schools Food Service Fund Cash Balance



Lexington Local Schools Employee Benefits Fund Cash Balance



Lexington Local Schools

**Permanent Improvement Fund
9/30/2016**

	Budgeted Amount	Actual Fiscal Year Expended	Current Encumbrances	Expenses / Encumbrances Over/Under Estimate	Remaining Estimated PI Project Costs
Instruction and Administration					
Algebra II Books (85)	\$ 10,543.08	\$ 10,543.40	\$ -	(\$0.32)	\$0.00
American History Books (60)	\$ 7,770.00	\$ -	\$ -	\$7,770.00	\$7,770.00
24 Walkie Talkies (all bldgs/transportation)	\$ 6,888.00	\$ 6,888.00	\$ -	\$0.00	\$0.00
Eastern Go Math	\$ 2,745.25	\$ 2,745.25	\$ -	\$0.00	\$0.00
PK-3 Educational Kits (Western)	\$ 2,135.00	\$ 1,945.00	\$ -	\$190.00	\$0.00
Biology Textbooks (17)	\$ 1,757.35	\$ 1,838.04	\$ -	(\$80.69)	\$0.00
Western Laminator	\$ 1,895.00	\$ 1,895.00	\$ -	\$0.00	\$0.00
Keyboards for HS/Eastern Choir Rooms	\$ 3,579.50	\$ 3,579.50	\$ -	\$0.00	\$0.00
Eastern Replacement Slide	\$ 4,010.00	\$ 4,010.00	\$ -	\$0.00	\$0.00
Central Student Chairs (20)	\$ 556.60	\$ 550.40	\$ -	\$6.20	\$0.00
Western 2nd Grade Resource Books	\$ 486.47	\$ 577.00	\$ -	(\$90.53)	\$0.00
JH PE Equipment	\$ 596.56	\$ 596.55	\$ -	\$0.01	\$0.00
HS Business Text/Software	\$ 3,286.53	\$ 3,286.53	\$ -	\$0.00	\$0.00
Eastern Tables (5)	\$ 1,580.35	\$ 1,580.35	\$ -	\$0.00	\$0.00
Western Music Curriculum	\$ 5,170.00	\$ 4,970.00	\$ -	\$200.00	\$0.00
Western 4-Drawer File	\$ 800.00	\$ 799.98	\$ -	\$0.02	\$0.00
Central Music	\$ 561.08	\$ 561.02	\$ -	\$0.06	\$0.00
Western PK Chairs/Equipment	\$ 2,887.12	\$ 2,249.91	\$ 344.32	\$292.89	\$292.89
Western Kindergarten Literacy Curriculum	\$ 2,659.60	\$ -	\$ 2,659.60	\$0.00	\$0.00
Central Kindergarten Literacy Curriculum	\$ 4,632.50	\$ 4,632.50	\$ -	\$0.00	\$0.00
Eastern Table	\$ 316.07	\$ 316.07	\$ -	\$0.00	\$0.00
Central Cellos/Rack	\$ 3,855.00	\$ -	\$ -	\$3,855.00	\$3,855.00
Maintenance					
Western Pick-Up Area Awnings	\$ 3,000.00	\$ 1,340.00	\$ -	\$1,660.00	\$1,660.00
Maintenance Truck	\$ 39,000.00	\$ 38,530.15	\$ -	\$469.85	\$0.00
Eastern Chiller Project	\$ 100,000.00	\$ 20,950.80	\$ 79,049.20	\$0.00	\$0.00
Eastern Roof Project	\$ 97,681.00	\$ 92,796.95	\$ 4,884.05	\$0.00	\$0.00
JH Cafeteria Chair Lift	\$ 16,000.00	\$ 16,000.00	\$ -	\$0.00	\$0.00
JH Wheelchair Ramps	\$ 11,818.57	\$ -	\$ 11,818.57	\$0.00	\$0.00
Transportation					
New buses	\$ 190,000.00	\$ 189,036.00	\$ -	\$964.00	\$0.00
Technology					
Computers, servers, tech equip., etc.	\$ 150,000.00	\$ 96,619.90	\$ 48,795.24	\$4,584.86	\$4,584.86
Athletics and Student Activities					
3 Scoreboards	\$ 17,100.00	\$ 17,100.00	\$ -	\$0.00	\$0.00
Track Equipment	\$ 1,750.00	\$ -	\$ 1,750.00	\$0.00	\$0.00
Marching Band Equipment	\$ 2,192.15	\$ -	\$ 2,192.15	\$0.00	\$0.00
Football Press Box Windows Replacement	\$ 4,272.00	\$ 4,172.00	\$ -	\$100.00	\$0.00
Fees					
Tax Collection Fees	\$ 14,500.00	\$ 5,156.47	\$ -	\$9,343.53	\$9,343.53
Totals					
	Budgeted Amount	Actual Fiscal Year Expended	Current Encumbrances	Expenses / Encumbrances Over/Under Estimate	Remaining Estimated PI Project Costs
Totals	\$ 716,024.78	\$ 535,266.77	\$ 151,493.13	\$29,264.88	\$27,506.28
Total Budgeted	\$ 716,024.78				
Actual Cash Balance 7/1/16	\$ 117,720.48				
Revenues FY17 - Taxes from levy	\$ 266,292.59				
Expenditures FY17	(\$ 535,266.77)				
Current Cash Balance	(\$151,253.70)				
Current Encumbrances	(\$ 151,493.13)				
Available Balance	(\$302,746.83)				
Remaining Estimated Revenues FY17 - Taxes from levy	\$ 408,707.41				
Less: Remaining Estimated PI Project Costs	(\$27,506.28)				
6/30/17 Estimated Carryover	\$ 78,454.30				

Lexington Local Schools

Food Service Fund 2016-17 vs. 2015-2016 vs. 2014-2015

								Beginning Balance 7/1/16	\$ 2,553
2016-2017 Through 9/30/16									
Revenues	District-Wide	High School	Junior High	Eastern	Central	Western		Total	
Student Type A, Ezipay, Misc	\$ -	\$ 19,588	\$ 7,862	\$ 8,551	\$ 6,970	\$ 6,885		\$ 49,856	
Student Break, Milk & A La Carte	\$ -	\$ 9,742	\$ 2,417	\$ 1,264	\$ 907	\$ 640		\$ 14,970	
Adult & Misc revenues	\$ 677	\$ 715	\$ 229	\$ 214	\$ 210	\$ 83		\$ 2,128	
State Reimb	\$ -	\$ -	\$ -	\$ -	\$ -	\$ -		\$ -	
Federal Reimb	\$ -	\$ -	\$ -	\$ -	\$ -	\$ -		\$ -	
Total Revenues	\$ 677	\$ 30,045	\$ 10,508	\$ 10,029	\$ 8,087	\$ 7,608		\$ 66,954	
Expenses									
Wages	\$ 11,728	\$ 26,219	\$ 14,577	\$ 9,801	\$ 7,896	\$ 8,135		\$ 78,356	
Severance	\$ -	\$ -	\$ -	\$ -	\$ -	\$ -		\$ -	
Retirement	\$ 2,784	\$ 10,320	\$ 3,118	\$ 5,210	\$ 2,457	\$ 1,725		\$ 25,614	
Medical	\$ 5,828	\$ 10,535	\$ 7,467	\$ 7,023	\$ -	\$ -		\$ 30,853	
Life, Dent, MC, WC	\$ 316	\$ 795	\$ 526	\$ 338	\$ 129	\$ 112		\$ 2,216	
Purch Serv, Repairs, Phone, Poste	\$ 992	\$ 2,491	\$ 1,149	\$ 538	\$ 538	\$ 538		\$ 6,246	
Supplies	\$ 1,792	\$ -	\$ -	\$ -	\$ -	\$ -		\$ 1,792	
Food Costs	\$ -	\$ 12,835	\$ 3,377	\$ 8,134	\$ 2,253	\$ 1,508		\$ 28,107	
Equipment	\$ -	\$ -	\$ -	\$ -	\$ -	\$ -		\$ -	
Other Costs	\$ -	\$ -	\$ -	\$ -	\$ -	\$ -		\$ -	
Total Expenses	\$ 23,440	\$ 63,195	\$ 30,214	\$ 31,044	\$ 13,273	\$ 12,018		\$ 173,184	
Net Gain (Loss)	\$ (22,763)	\$ (33,150)	\$ (19,706)	\$ (21,015)	\$ (5,186)	\$ (4,410)		\$ (106,230)	
								Ending Cash Balance 9/30/16	\$ (103,677)

								Beginning Balance 7/1/15	\$ 3,707
2015-2016 Through 9/30/15									
Revenues	District-Wide	High School	Junior High	Eastern	Central	Western		Total	
Student Type A, Ezipay, Misc	\$ -	\$ 22,400	\$ 7,190	\$ 8,177	\$ 5,749	\$ 6,311		\$ 49,827	
Student Break, Milk & A La Carte	\$ -	\$ 9,661	\$ 2,465	\$ 1,372	\$ 981	\$ 696		\$ 15,175	
Adult & Misc revenues	\$ 5,126	\$ 652	\$ 295	\$ 228	\$ 124	\$ 46		\$ 6,471	
State Reimb	\$ -	\$ -	\$ -	\$ -	\$ -	\$ -		\$ -	
Federal Reimb	\$ -	\$ -	\$ -	\$ -	\$ -	\$ -		\$ -	
Total Revenues	\$ 5,126	\$ 32,713	\$ 9,950	\$ 9,777	\$ 6,854	\$ 7,053		\$ 71,473	
Expenses									
Wages	\$ 11,326	\$ 24,279	\$ 14,614	\$ 10,620	\$ 7,723	\$ 7,865		\$ 76,427	
Severance	\$ -	\$ -	\$ -	\$ -	\$ -	\$ -		\$ -	
Retirement	\$ 2,702	\$ 10,126	\$ 3,176	\$ 3,730	\$ 3,502	\$ 3,321		\$ 26,557	
Medical	\$ 5,441	\$ 9,835	\$ 6,971	\$ 6,557	\$ -	\$ -		\$ 28,804	
Life, Dent, MC, WC	\$ 311	\$ 776	\$ 539	\$ 349	\$ 125	\$ 109		\$ 2,209	
Purch Serv, Repairs, Phone, Poste	\$ 1,039	\$ 1,042	\$ 629	\$ 588	\$ 588	\$ 588		\$ 4,474	
Supplies	\$ 729	\$ -	\$ -	\$ -	\$ -	\$ -		\$ 729	
Food Costs	\$ -	\$ 14,217	\$ 5,461	\$ 7,519	\$ 1,607	\$ 1,126		\$ 29,930	
Equipment	\$ -	\$ -	\$ -	\$ -	\$ -	\$ -		\$ -	
Other Costs	\$ -	\$ -	\$ -	\$ -	\$ -	\$ -		\$ -	
Total Expenses	\$ 21,548	\$ 60,275	\$ 31,390	\$ 29,363	\$ 13,545	\$ 13,009		\$ 169,130	
Net Gain (Loss)	\$ (16,422)	\$ (27,562)	\$ (21,440)	\$ (19,586)	\$ (6,691)	\$ (5,956)		\$ (97,657)	
								Ending Cash Balance 9/30/15	\$ (93,950)

								Beginning Balance 7/1/14	\$ 842
2014-2015 Through 9/30/14									
Revenues	District-Wide	High School	Junior High	Eastern	Central	Western		Total	
Student Type A, Ezipay, Misc	\$ -	\$ 26,567	\$ 10,686	\$ 11,423	\$ 7,850	\$ 5,419		\$ 61,945	
Student Break, Milk & A La Carte	\$ -	\$ 11,906	\$ 3,393	\$ 919	\$ 659	\$ 556		\$ 17,433	
Adult & Misc revenues	\$ -	\$ 456	\$ 291	\$ 186	\$ 135	\$ 22		\$ 1,090	
State Reimb	\$ -	\$ -	\$ -	\$ -	\$ -	\$ -		\$ -	
Federal Reimb	\$ -	\$ -	\$ -	\$ -	\$ -	\$ -		\$ -	
Total Revenues	\$ -	\$ 38,929	\$ 14,370	\$ 12,528	\$ 8,644	\$ 5,997		\$ 80,468	
Expenses									
Wages	\$ 11,032	\$ 29,590	\$ 14,622	\$ 12,546	\$ 4,321	\$ 10,389		\$ 82,500	
Severance	\$ -	\$ -	\$ -	\$ -	\$ -	\$ -		\$ -	
Retirement	\$ 3,106	\$ 14,148	\$ 5,810	\$ 5,901	\$ 4,337	\$ 3,989		\$ 37,291	
Medical	\$ 5,298	\$ 11,706	\$ 4,660	\$ 6,385	\$ 3,192	\$ 2,128		\$ 33,369	
Life, Dent, MC, WC	\$ 291	\$ 822	\$ 466	\$ 375	\$ 152	\$ 201		\$ 2,307	
Purch Serv, Repairs, Phone, Poste	\$ 1,152	\$ 1,752	\$ 1,525	\$ 1,299	\$ 597	\$ 597		\$ 6,922	
Supplies	\$ 275	\$ -	\$ -	\$ -	\$ -	\$ -		\$ 275	
Food Costs	\$ -	\$ 7,368	\$ 3,152	\$ 5,237	\$ 568	\$ 602		\$ 16,927	
Equipment	\$ -	\$ -	\$ -	\$ -	\$ -	\$ -		\$ -	
Other Costs	\$ -	\$ -	\$ -	\$ -	\$ -	\$ -		\$ -	
Total Expenses	\$ 21,154	\$ 65,386	\$ 30,235	\$ 31,743	\$ 13,167	\$ 17,906		\$ 179,591	
Net Gain (Loss)	\$ (21,154)	\$ (26,457)	\$ (15,865)	\$ (19,215)	\$ (4,523)	\$ (11,909)		\$ (99,123)	
								Ending Cash Balance 9/30/14	\$ (98,281)

Check#	Check Date	Org Sta	Vendor Paid	Check Amount	Status Date
077366	09/06/2016	W/R	FREDERICKTOWN CHEVEROLET	38,530.15	09/08/2016
077367	09/07/2016	W/R	NICKLES BAKERY	401.36	09/15/2016
077368	09/07/2016	W/R	ALLERTON HILL CONSULTING	12,500.00	09/20/2016
077369	09/07/2016	W/R	AMERICAN EXPRESS	964.99	09/12/2016
077370	09/07/2016	W/R	APPLE INC.	1,657.00	09/13/2016
077371	09/07/2016	W/R	CHARLES RITTER CO.	74.68	09/12/2016
077372	09/07/2016	W/R	BERGER, CHRIS	450.00	09/13/2016
077373	09/07/2016	W/R	COWLES, CINDY	1,666.32	09/13/2016
077374	09/07/2016	W/R	COLLINS, DEBORAH	1,268.66	09/12/2016
077375	09/07/2016	W/R	DEMCO, INC.	186.82	09/15/2016
077376	09/07/2016	W/R	GEYER'S MARKET'S, INC.	102.07	09/12/2016
077377	09/07/2016	W/R	HEALTHCARE BILLING SERVICES	57.19	09/13/2016
077378	09/07/2016	W/R	INCLUSIVE TLC SPECIAL NEEDS	69.00	09/14/2016
077379	09/07/2016	W/R	DETLEF, JULIE	577.40	09/13/2016
077380	09/07/2016	W/R	KELL ACE HARDWARE	11.47	09/13/2016
077381	09/07/2016	W/R	LAKESHORE LEARNING MATERIALS	75.00	09/14/2016
077382	09/07/2016	W/R	LOW TEMP REFRIGERATION INC.	612.20	09/14/2016
077383	09/07/2016	W/R	MANSFIELD AUTO PARTS	1,196.54	09/14/2016
077384	09/07/2016	W/R	NWOIAAAA	100.00	09/23/2016
077385	09/07/2016	W/R	PEBBLE CREEK GOLF CLUB	2,489.00	09/13/2016
077386	09/07/2016	W/R	SCHOLASTIC CLASSROOM MAGAZINES	1,392.94	09/14/2016
077387	09/07/2016	W/R	SCHOOL HEALTH CORP.	250.87	09/15/2016
077388	09/07/2016	W/R	SCHOOL SPECIALTY INC.	10,045.63	09/13/2016
077389	09/07/2016	W/R	SMITHFOODS, INC	1,474.25	09/13/2016
077390	09/07/2016	W/R	STANTON SHEET MUSIC	138.67	09/13/2016
077391	09/07/2016	W/R	SAURERS, STEPHANIE	112.00	09/20/2016
077392	09/07/2016	W/R	TRANSPORTATION ACCESSORIES CO.	131.50	09/13/2016
077393	09/07/2016	W/R	TREASURER, STATE OF OHIO	717.50	09/13/2016
077394	09/07/2016	W/R	TRUCK SALES & SERVICE, INC.	997.96	09/15/2016
077395	09/07/2016	W/R	FRAIZER, VALERIE	380.00	09/15/2016
077396	09/07/2016	W/R	WARD CUSTOM APPAREL	165.00	09/14/2016
077397	09/07/2016	W/R	ZANER-BLOSER	1,617.45	09/15/2016
077398	09/08/2016	W/R	ADVANCED TURF SOLUTIONS	563.80	09/19/2016
077399	09/08/2016	W/R	ALEXANDER & ASSOCIATES, ARCHIT	1,200.00	09/19/2016
077400	09/08/2016	W/W	APPLESEED TRUE VALUE	44.35	
077401	09/08/2016	W/R	AUTOMATION PARTS WAREHOUSE	1,819.00	09/27/2016
077402	09/08/2016	W/R	BAKER VEHICLE SYSTEMS, INC.	795.30	09/15/2016
077403	09/08/2016	W/R	CLEARWATER SYSTEMS	59.80	09/16/2016
077404	09/08/2016	W/R	COLES ENERGY, INC.	436.02	09/15/2016
077405	09/08/2016	W/R	DOUBLETREE HOTEL	178.00	09/16/2016
077406	09/08/2016	W/R	FAMOUS ENTERPRISES, INC.	111.64	09/16/2016
077407	09/08/2016	W/R	FREY SCIENTIFIC	130.04	09/15/2016
077408	09/08/2016	W/R	FURBAY/MANSFIELD ELECTRIC	1,509.18	09/15/2016
077409	09/08/2016	W/R	G & L SUPPLY CO.	25.02	09/16/2016
077410	09/08/2016	W/R	GRAINGER	223.68	09/16/2016
077411	09/08/2016	W/R	HD SUPPLY FACILITIES	827.04	09/16/2016
077412	09/08/2016	W/R	J & B ACCOUSTICAL	1,907.00	09/14/2016
077413	09/08/2016	W/R	KAHL'S ELECTRIC, INC.	1,985.99	09/14/2016
077414	09/08/2016	W/R	KAHL'S TELECOMMUNICATIONS	400.00	09/14/2016
077415	09/08/2016	W/R	KELL ACE HARDWARE	216.29	09/19/2016
077416	09/08/2016	W/R	LEXINGTON AUTO PARTS	70.98	09/15/2016
077417	09/08/2016	W/R	LOW TEMP REFRIGERATION INC.	199.15	09/16/2016

Check#	Check Date	Org Sta	Vendor Paid	Check Amount	Status Date
077418	09/08/2016	W/R	LOWE'S HOME CENTER	1,227.53	09/19/2016
077419	09/08/2016	W/R	ACORN DISTRIBUTORS, INC.	3,144.38	09/16/2016
077420	09/08/2016	W/R	PLUMBMASTER, INC.	831.98	09/16/2016
077421	09/08/2016	W/R	RUMPKE	1,386.36	09/15/2016
077422	09/08/2016	W/R	SCHMIDT SECURITY	163.25	09/15/2016
077423	09/08/2016	W/R	SCHOOL SPECIALTY INC.	4,221.82	09/15/2016
077424	09/08/2016	W/R	SIEMENS INDUSTRY, INC.	5,635.00	09/16/2016
077425	09/08/2016	W/R	SIESEL DISTRIBUTING, LLC	702.40	09/16/2016
077426	09/08/2016	W/R	SIGN GRAPHIX	125.00	09/26/2016
077427	09/08/2016	W/R	TREASURER, STATE OF OHIO	100.00	09/21/2016
077428	09/08/2016	W/R	WORNER ROOFING COMPANY	785.00	09/14/2016
077429	09/12/2016	B/R	MANNING, KARIN	47.00	09/19/2016
077430	09/12/2016	B/R	ISHTIAQ, NUSREEN	133.00	09/21/2016
077431	09/12/2016	B/R	BEIDELSCHIES, JOHN	100.00	09/19/2016
077432	09/12/2016	W/R	SHELDON, AMANDA	220.00	09/19/2016
077433	09/12/2016	W/R	APPLE INC.	100.00	09/20/2016
077434	09/12/2016	W/R	BLICK ART MATERIALS	7,047.41	09/16/2016
077435	09/12/2016	W/R	BRIDGEWAY ACADEMY	4,200.00	09/22/2016
077436	09/12/2016	W/R	CDW-G	907.20	09/16/2016
077437	09/12/2016	W/R	CLEARWATER SYSTEMS	59.80	09/16/2016
077438	09/12/2016	W/R	CULLIGAN QUALITY WATER	37.00	09/19/2016
077439	09/12/2016	W/R	MARIKIS, DENNIS	1,500.00	09/20/2016
077440	09/12/2016	W/R	BUTTIL, ELIZABETH	160.00	09/19/2016
077441	09/12/2016	W/W	EGGERTON, GENELLE	72.00	
077442	09/12/2016	W/R	GOPHER SPORTS	1,327.16	09/19/2016
077443	09/12/2016	W/R	RIVERSIDE PUBLISHING	2,602.71	09/19/2016
077444	09/12/2016	W/R	J & B ACCOUSTICAL	6,254.00	09/15/2016
077445	09/12/2016	W/R	WYANT, JANELLE	643.16	09/20/2016
077446	09/12/2016	W/R	SWETLIC, JANICE	430.00	09/19/2016
077447	09/12/2016	W/R	WHITESEL, JASON	56.70	09/14/2016
077448	09/12/2016	W/W	WEIDIG, KATHY	142.13	
077449	09/12/2016	W/R	MID-OHIO ED. SERVICE CENTER	3,714.58	09/15/2016
077450	09/12/2016	W/R	MVD SPORTS	1,625.00	09/20/2016
077451	09/12/2016	W/R	OCLRE	215.00	09/23/2016
077452	09/12/2016	W/R	OIAAATREASURER	90.00	09/22/2016
077453	09/12/2016	W/R	PEBBLE CREEK GOLF CLUB	2,588.32	09/20/2016
077454	09/12/2016	W/W	RESOURCES FOR EDUCATORS, INC.	354.00	
077455	09/12/2016	W/R	S & P APPLIANCE	936.35	09/19/2016
077456	09/12/2016	W/R	SCHOOL SPECIALTY INC.	150.74	09/20/2016
077457	09/12/2016	W/R	SPARC	6,000.00	09/15/2016
077458	09/12/2016	W/R	SPORTDECALS	1,896.09	09/19/2016
077459	09/12/2016	W/R	SUNBELT RENTALS	1,064.70	09/19/2016
077460	09/12/2016	W/R	TEAM SPORTS, INC	8,002.00	09/19/2016
077461	09/12/2016	W/R	OHIO STATE UNIVERSITY	10,725.00	09/20/2016
077462	09/12/2016	W/R	TIERNEY BROTHERS INC	4,014.00	09/19/2016
077463	09/12/2016	W/R	WESTBROOK COUNTRY CLUB	2,244.25	09/20/2016
077464	09/13/2016	W/R	3D UNIVERSE	296.09	09/26/2016
077465	09/13/2016	W/R	STUDIES WEEKLY INC.	366.52	09/23/2016
077466	09/13/2016	W/R	APPERSON	74.47	09/21/2016
077467	09/13/2016	W/V	ARCHBISHOP ALTER HS	250.00	09/29/2016
077468	09/13/2016	W/R	CAPSTONE PRESS, INC	995.00	09/21/2016
077469	09/13/2016	W/R	CHANNING BETE CO	59.90	09/21/2016

Check#	Check Date	Org Sta	Vendor Paid	Check Amount	Status Date
077470	09/13/2016	W/R	CLASSROOM FRIENDLY SUPPLY	107.94	09/23/2016
077471	09/13/2016	W/R	COLUMBUS CLAY CO	1,320.15	09/19/2016
077472	09/13/2016	W/R	EDMENTUM, INC	7,822.40	09/20/2016
077473	09/13/2016	W/W	EGGERTON, GENELLE	34.99	
077474	09/13/2016	W/R	HOUGHTON MIFFLIN HARCOURT	10,543.40	09/20/2016
077475	09/13/2016	W/R	HURSH DRUG, INC.	9.32	09/20/2016
077476	09/13/2016	W/W	PATNODE, KARLEY	80.00	
077477	09/13/2016	W/R	LAGUNA CLAY COMPANY	1,523.89	09/20/2016
077478	09/13/2016	W/R	MADZULA LLC	990.00	09/22/2016
077479	09/13/2016	W/R	NEWS-2-YOU, INC.	479.00	09/26/2016
077480	09/13/2016	W/R	ORIENTAL TRADING COMPANY	168.77	09/27/2016
077481	09/13/2016	W/R	RC THERAPY SERVICES, INC.	3,179.00	09/26/2016
077482	09/13/2016	W/R	RENHILL GROUP, INC.	2,522.09	09/19/2016
077483	09/13/2016	W/R	SCHOOL HEALTH CORP.	358.21	09/19/2016
077484	09/13/2016	W/R	SCHOOL SPECIALTY INC.	7,879.66	09/20/2016
077485	09/13/2016	W/R	STANTON SHEET MUSIC	168.93	09/19/2016
077486	09/13/2016	W/R	SYSCO CLEVELAND, INC.	2,775.94	09/16/2016
077487	09/13/2016	W/R	OHIO STATE UNIVERSITY	2,500.00	09/22/2016
077488	09/15/2016	W/R	AIRGAS USA, LLC	117.10	09/22/2016
077489	09/15/2016	W/R	LITTLE, ANDY J	125.00	09/22/2016
077490	09/15/2016	W/R	ASHLAND CITY SCHOOLS	540.00	09/22/2016
077491	09/15/2016	W/R	BELLEVUE SCHOOL DISTRICT	200.00	09/23/2016
077492	09/15/2016	W/R	PAULEY, BRETT	125.00	09/22/2016
077493	09/15/2016	W/R	BRUNSWICK HIGH SCHOOL	200.00	09/23/2016
077494	09/15/2016	W/R	CALLAHAN DOOR SALES	4,450.00	09/22/2016
077495	09/15/2016	W/R	CARDINAL BUS SALES & SERVICE	15.75	09/20/2016
077496	09/15/2016	W/R	CDW-G	415.63	09/21/2016
077497	09/15/2016	W/R	MARTIN, CHRISTINA D	125.00	09/26/2016
077498	09/15/2016	W/R	COWLES, CINDY	1,249.74	09/21/2016
077499	09/15/2016	W/R	CURRICULUM ASSOCIATES, INC.	189.28	09/21/2016
077500	09/15/2016	W/R	GALION HIGH SCHOOL (AD)	200.00	09/19/2016
077501	09/15/2016	W/R	GILBARCO INC.	60.00	09/20/2016
077502	09/15/2016	W/W	GRANVILLE EXEMPTED VILLAGE	150.00	
077503	09/15/2016	W/R	HEINEMANN	4,632.50	09/27/2016
077504	09/15/2016	W/R	HIGHLAND HIGH SCHOOL (MEDINA)	170.00	09/22/2016
077505	09/15/2016	W/W	HILLIARD BRADLEY HS	125.00	
077506	09/15/2016	W/R	LEWIS, JIM	673.17	09/27/2016
077507	09/15/2016	W/R	NICHOLSON, JOHN	125.00	09/20/2016
077508	09/15/2016	W/R	VANHOUTEN, JON	250.00	09/20/2016
077509	09/15/2016	W/R	LEXINGTON LOCAL SCHOOLS	75.98	09/19/2016
077510	09/15/2016	W/R	TOMELLEO, LOUIS MICHAEL	250.00	09/22/2016
077511	09/15/2016	W/R	MADISON LOCAL SCHOOLS	150.00	09/20/2016
077512	09/15/2016	W/R	MARION HARDING HIGH SCHOOL	150.00	09/22/2016
077513	09/15/2016	W/V	MARYSVILLE EXEMPTED VILLAGE	215.00	09/26/2016
077514	09/15/2016	W/R	MEDINA COUNTY SCHOOLS' ESC	290.00	09/20/2016
077515	09/15/2016	W/W	MOHAWK GOLF & COUNTRY CLUB	150.00	
077516	09/15/2016	W/R	OAKWOOD CITY SCHOOL DISTRICT	250.00	09/22/2016
077517	09/15/2016	W/R	OHIO CARDINAL CONFERENCE	2,700.00	09/30/2016
077518	09/15/2016	W/R	OHSBICA	20.00	09/27/2016
077519	09/15/2016	W/R	ONTARIO ATHLETIC DEPT.	100.00	09/22/2016
077520	09/15/2016	W/W	PEBBLE CREEK GOLF CLUB	2,151.20	
077521	09/15/2016	W/R	REINDL SPRING SERVICE	760.48	09/20/2016

Check#	Check Date	Org Sta	Vendor Paid	Check Amount	Status Date
077522	09/15/2016	W/R	RICHLAND CO. HEALTH DEPT	3,155.58	09/21/2016
077523	09/15/2016	W/R	DRUESCHLER, ROXANNE	1,575.00	09/21/2016
077524	09/15/2016	W/R	SCHOOL SPECIALTY INC.	412.21	09/20/2016
077525	09/15/2016	W/R	SENECA EAST	200.00	09/28/2016
077526	09/15/2016	W/R	SHELBY CITY SCHOOLS	150.00	09/19/2016
077527	09/15/2016	W/R	SMETZ'S TIRE SERVICE CENTER	4,480.10	09/22/2016
077528	09/15/2016	W/R	TEACHER SYNERGY LLC	21.00	09/21/2016
077529	09/15/2016	W/R	THE LIBRARY STORE	59.30	09/20/2016
077530	09/15/2016	W/R	OHIO BUREAU OF CRIMINAL IDENT.	670.00	09/21/2016
077531	09/15/2016	W/R	WEAVER, TROY J	375.00	09/20/2016
077532	09/15/2016	W/R	TURNITIN, LLC	2,945.00	09/20/2016
077533	09/20/2016	W/R	MOHICAN HILLS GOLF CLUB INC	150.00	09/27/2016
077534	09/20/2016	W/R	SALVATION ARMY KROC CENTER	220.00	09/29/2016
077535	09/20/2016	W/R	ALUMINUM ATHLETIC EQUIPMENT	3,175.00	09/27/2016
077536	09/20/2016	W/R	APEX LEARNING	10,050.00	09/29/2016
077537	09/20/2016	W/R	CBIZ BENEFITS & INSURANCE	2,750.00	09/28/2016
077538	09/20/2016	W/R	CLARITY FOR COMMUNICATION, LLC	3,500.00	09/28/2016
077539	09/20/2016	W/R	COLUMBIA GAS OF OHIO	531.08	09/28/2016
077540	09/20/2016	W/R	DELL MARKETING L.P.	29.80	09/26/2016
077541	09/20/2016	W/R	DIRECT ENERGY BUSINESS MARKETI	62.02	09/28/2016
077542	09/20/2016	W/R	HANDWRITING WITHOUT TEARS	54.00	09/28/2016
077543	09/20/2016	W/R	HCC LIFE INSURANCE CO	26,987.97	09/27/2016
077544	09/20/2016	W/R	HOLLY'S BOOK RACK	10,743.06	09/26/2016
077545	09/20/2016	W/R	LAKESHORE LEARNING MATERIALS	241.42	09/27/2016
077546	09/20/2016	W/R	COLLINS, LINDA	180.00	09/26/2016
077547	09/20/2016	W/R	MAKE MUSIC	338.00	09/28/2016
077548	09/20/2016	W/R	MALONE UNIVERSITY	200.00	09/29/2016
077549	09/20/2016	W/R	MATHCOUNTS	240.00	09/28/2016
077550	09/20/2016	W/R	NEWS-2-YOU, INC.	648.00	09/28/2016
077551	09/20/2016	W/R	NATIONAL SCIENCE TEACHERS	360.00	09/28/2016
077552	09/20/2016	W/R	POST MASTER	47.00	09/29/2016
077553	09/20/2016	W/R	PREMIER AGENDAS, INC.	131.50	09/28/2016
077554	09/20/2016	W/R	QUENCH	38.00	09/28/2016
077555	09/20/2016	W/W	REX'S LAWN CARE	3,071.00	
077556	09/20/2016	W/R	ROCKMILL FINANCIAL CONSULTING	24,500.00	09/27/2016
077557	09/20/2016	W/R	SCHOLASTIC CLASSROOM	1,669.91	09/29/2016
077558	09/20/2016	W/R	SCHOOL EMPLOYEES RETIREMENT	5,559.36	09/28/2016
077559	09/20/2016	W/R	SCHOOL SPECIALTY INC.	1,583.83	09/27/2016
077560	09/20/2016	W/R	SHERWIN-WILLIAMS	600.00	09/28/2016
077561	09/20/2016	W/W	SIGN GRAPHIX	1,500.00	
077562	09/20/2016	W/R	SUMMIT PROFESSIONAL EDUCATION	199.99	09/28/2016
077563	09/20/2016	W/R	TEAM SPORTS, INC	3,350.00	09/27/2016
077564	09/20/2016	W/R	STIMA, VICKIE	70.33	09/22/2016
077565	09/21/2016	W/R	METROPOLITAN EDUCATIONAL	1,086.82	09/29/2016
077566	09/22/2016	B/B	BOVIA, ANGELA	20.00	
077567	09/22/2016	B/R	MARTIN, LORI	32.00	09/30/2016
077568	09/22/2016	B/R	SCHECK, KELLY	106.00	09/28/2016
077569	09/22/2016	B/B	JONES, DANIELLE	56.00	
077570	09/22/2016	B/B	FERGUSON-HILL, HOLLIE	15.00	
077571	09/26/2016	W/W	AATF	58.00	
077572	09/26/2016	W/W	SHELDON, AMANDA	300.00	
077573	09/26/2016	W/R	AMERICAN ELECTRIC POWER	27,109.23	09/30/2016

Date: 10/05/2016

C H E C K R E G I S T E R
Processing Month: September 2016
LEXINGTON LOCAL SCHOOLS

Page: 5
(CHKREG)

Check#	Check Date	Org Sta	Vendor Paid	Check Amount	Status Date
077574	09/26/2016	W/W	APPLE INC.	1,227.00	
077575	09/26/2016	W/W	AVERY ENTERPRISES	199.00	
077576	09/26/2016	W/W	BLICK ART MATERIALS	2,303.94	
077577	09/26/2016	W/R	BASA	159.00	09/30/2016
077578	09/26/2016	W/R	CHARLES RITTER CO.	317.31	09/30/2016
077579	09/26/2016	W/R	JEFFRIES, DREW T	100.00	09/30/2016
077580	09/26/2016	W/W	ITsavvy	3,125.00	
077581	09/26/2016	W/W	SWETLIC, JANICE	480.00	
077582	09/26/2016	W/W	PATNODE, KARLEY	80.00	
077583	09/26/2016	W/W	HAAS, MARSHA	550.00	
077584	09/26/2016	W/W	MATHCOUNTS	240.00	
077585	09/26/2016	W/W	METRONOME MUSIC STORE	3,579.50	
077586	09/26/2016	W/R	MID-OHIO ED. SERVICE CENTER	125.00	09/29/2016
077587	09/26/2016	W/R	MT BUSINESS TECHNOLOGIES, INC.	288.56	09/30/2016
077588	09/26/2016	W/R	PIONEER CAREER & TECHNOLOGY	220.00	09/30/2016
077589	09/26/2016	W/R	POST MASTER	658.00	09/29/2016
077590	09/26/2016	W/R	RENHILL GROUP, INC.	3,733.01	09/30/2016
077591	09/26/2016	W/R	S & P APPLIANCE	1,108.43	09/30/2016
077592	09/26/2016	W/R	SHAFFER DISTRIBUTING	171.06	09/30/2016
077593	09/26/2016	W/W	STAPLES	96.95	
077594	09/26/2016	W/W	TEAM SPORTS, INC	5,270.00	
077595	09/26/2016	W/W	CATALYST LIFE SERVICES	58.00	
077596	09/26/2016	W/W	THE CENTER FOR INDIVIDUAL &	4,115.50	
077597	09/26/2016	W/W	VERIZON WIRELESS	920.06	
077598	09/26/2016	W/W	WAL-MART DISCOUNT CITIES	648.03	
077599	09/26/2016	W/R	VALLEY VIEW GOLF COURSE	201.00	09/29/2016
077600	09/27/2016	W/W	MENARDS	149.98	
077601	09/28/2016	W/W	ASHLAND CITY SCHOOLS	203.50	
077602	09/28/2016	W/W	AWARDSMITH	202.50	
077603	09/28/2016	W/W	BASA	159.00	
077604	09/28/2016	W/W	CDW-G	26.25	
077605	09/28/2016	W/W	THOMAS, CHRISTY	258.39	
077606	09/28/2016	W/W	COLE DISTRIBUTING	13,539.31	
077607	09/28/2016	W/W	BUTTIL, ELIZABETH	80.00	
077608	09/28/2016	W/W	FLOCABULARY	96.00	
077609	09/28/2016	W/W	GERMAN'S BUS SALES & SERVICE	6,193.37	
077610	09/28/2016	W/W	REMY, HEATHER	24.00	
077611	09/28/2016	W/W	HYPE SOCKS	575.00	
077612	09/28/2016	W/W	ITsavvy	2,729.41	
077613	09/28/2016	W/W	KIMBALL MIDWEST	208.53	
077614	09/28/2016	W/W	MEDCENTRAL PEDIATRIC THERAPY	24,980.00	
077615	09/28/2016	W/W	MID-OHIO ED. SERVICE CENTER	1,053.50	
077616	09/28/2016	W/W	MILLCO DESIGNS LLC	895.00	
077617	09/28/2016	W/W	MINUTEMAN PRESS	310.92	
077618	09/28/2016	W/W	NORTHSHORE CARE SUPPLY	63.94	
077619	09/28/2016	W/W	OELMA CONFERENCE	325.00	
077620	09/28/2016	W/W	OMEA	250.00	
077621	09/28/2016	W/W	FREDERICKTOWN LOCAL SCHOOLS	150.00	
077622	09/28/2016	W/W	POST MASTER	940.00	
077623	09/28/2016	W/W	SPORTS EQUIPMENT SPECIALISTS	235.00	
077624	09/28/2016	W/W	BOWLING CLUB AT OHIO STATE	160.00	
077625	09/28/2016	W/W	THE READING WAREHOUSE	2,197.20	

Date: 10/05/2016

C H E C K R E G I S T E R
Processing Month: September 2016
LEXINGTON LOCAL SCHOOLS

Page: 6
(CHKREG)

Check#	Check Date	Org Sta	Vendor Paid	Check Amount	Status Date
077626	09/28/2016	W/W	TRANSPORTATION ACCESSORIES CO.	28.49	
077627	09/28/2016	W/W	US-GAMES	313.42	
077628	09/28/2016	W/W	VOCABULARY SPELLINGCITY.COM	52.95	
077629	09/29/2016	B/B	PAULEY, MISSY	12.00	
077630	09/29/2016	B/B	MARLOW, AMY	12.00	
077631	09/29/2016	B/B	STAATS, JIHAN	30.00	
077632	09/29/2016	B/B	ELLIOTT, CRYSTAL & RICHARD	27.00	
077633	09/29/2016	B/B	MYERS, GARLA	29.00	
077634	09/29/2016	B/B	SMITH, LINDSAY	29.00	
077635	09/29/2016	B/B	CRAMER, MACKENNA	29.00	
077636	09/29/2016	B/B	AMADOR, RYAN	17.00	
077637	09/29/2016	B/B	WOERTH, SONJA	36.50	
077638	09/29/2016	B/B	RAYBURN, MINNIE	27.00	
077639	09/29/2016	B/B	ECHELBERGER, PAUL	17.00	
077640	09/29/2016	B/B	SWARTZ, CODY	27.00	
077641	09/29/2016	B/B	BAKER, TIFFANY	30.00	
077642	09/29/2016	B/B	GREEN, PATTY	68.00	
077643	09/29/2016	B/B	GOTTSCHLING, JOANN	25.00	
077644	09/29/2016	B/B	GODDARD, JOSHUA	20.00	
077645	09/29/2016	B/B	GODDARD, NICHOLE	9.00	
077646	09/29/2016	W/W	KATHREIN, MICHAEL	20.00	
077647	09/29/2016	W/W	SYCAMORE SPRINGS GOLF COURSE	43.00	
077648	09/30/2016	W/W	EICHLER, TROY	25.00	
077649	09/30/2016	W/W	ADVANCED KEY & LOCK SHOP	1,250.00	
077650	09/30/2016	W/W	BAKER VEHICLE SYSTEMS, INC.	7,304.00	
077651	09/30/2016	W/W	ACCESSIBILITY SOLUTIONS LLC	147.00	
077652	09/30/2016	W/W	CenturyLink	1,406.77	
077653	09/30/2016	W/W	CHARLES RITTER CO.	12.03	
077654	09/30/2016	W/W	COACH COMM. LLC	52.82	
077655	09/30/2016	W/W	COLES ENERGY, INC.	1,152.98	
077656	09/30/2016	W/W	ELZY MILLING & TRADE LTD.	224.13	
077657	09/30/2016	W/W	FURBAY/MANSFIELD ELECTRIC	424.48	
077658	09/30/2016	W/W	G & L SUPPLY CO.	418.16	
077659	09/30/2016	W/W	GRAINGER	277.31	
077660	09/30/2016	W/W	HD SUPPLY FACILITIES	172.91	
077661	09/30/2016	W/W	ITsavvy	625.00	
077662	09/30/2016	W/W	J & B ACOUSTICAL	901.00	
077663	09/30/2016	W/W	KIMBALL MIDWEST	33.20	
077664	09/30/2016	W/W	LESCH BATTERY & POWER	70.15	
077665	09/30/2016	W/W	MENARDS	499.00	
077666	09/30/2016	W/W	METRONOME MUSIC STORE	981.69	
077667	09/30/2016	W/W	KATHREIN, MICHAEL	26.00	
077668	09/30/2016	W/W	MID-OHIO ED. SERVICE CENTER	718.89	
077669	09/30/2016	W/W	OHSBCA	90.00	
077670	09/30/2016	W/W	PHONAK LLC	5,020.78	
077671	09/30/2016	W/W	PLUMBMASTER, INC.	156.87	
077672	09/30/2016	W/W	ROGUE FITNESS	3,377.85	
077673	09/30/2016	W/W	RUMPKE	1,273.14	
077674	09/30/2016	W/W	SAM'S CLUB	129.28	
077675	09/30/2016	W/W	SCHMIDT SECURITY	104.00	
077676	09/30/2016	W/W	SCHOOL SPECIALTY INC.	550.40	
077677	09/30/2016	W/W	SIESEL DISTRIBUTING, LLC	286.80	

Date: 10/05/2016

C H E C K R E G I S T E R
Processing Month: September 2016
LEXINGTON LOCAL SCHOOLS

Page: 7
(CHKREG)

Check#	Check Date	Org Sta	Vendor Paid	Check Amount	Status Date
077678	09/30/2016	W/W	STANDARD PLUMBING & HEATING CO	135.00	
077679	09/30/2016	W/W	SUNBELT RENTALS	1,064.70	
077680	09/30/2016	W/W	TEACHER SYNERGY LLC	24.49	
077681	09/30/2016	W/W	TREASURER, STATE OF OHIO	100.00	
077682	09/30/2016	W/W	VASU COMMUNICATIONS, INC.	59.07	
077683	09/30/2016	W/W	WOODY WOOD'S SERVICES	1,600.00	
077684	09/30/2016	W/W	LEXINGTON ATHLETIC DEPT.	5,265.00	
690868	09/02/2016	C/R	LEXINGTON SCHOOLS - PAYROLL	532,601.67	09/30/2016
690871	09/08/2016	M/M	LEXINGTON SCHOOLS - PAYROLL	7,372.79	
690872	09/08/2016	M/M	MEMO-S.T.R.S.	6,087.01	
690873	09/12/2016	M/M	GORDON FOOD SERVICE	13,502.28	
690874	09/20/2016	C/R	LEXINGTON SCHOOLS - PAYROLL	517,807.06	09/30/2016
690875	09/22/2016	M/M	ANTHEM BENEFIT SERVICES	286,108.06	
690876	09/22/2016	M/M	LEXINGTON SCHOOLS - PAYROLL	6,984.66	
690877	09/22/2016	M/M	MEMO-S.T.R.S.	5,787.72	
690878	09/26/2016	M/M	MEMO-S.E.R.S.	42,700.00	
690879	09/26/2016	M/M	MEMO-S.T.R.S.	105,552.00	
690880	09/27/2016	M/M	GORDON FOOD SERVICE	9,971.36	
690881	09/27/2016	M/M	MEMO-MID OHIO ESC	4,397.48	
Total Checks Issued				\$ 2,054,326.43	

TRANS NO	ITEM NO	TRANS DATE	STS	DESCRIPTION OR SOURCE	TI	FUND	RCPT	SPCC	SUBJ	OPU	TRANS AMOUNT
069256	0001	09/01/2016	A	Morando Sept tuition	03	001	1211	0000	000000	000	1,229.16
069272	0001	09/02/2016	A	Western preschool tuition	03	001	1211	0000	000000	500	100.00
069268	0001	09/06/2016	A	Siegenthaler Sept tuition	03	001	1211	0000	000000	000	614.58
069278	0001	09/06/2016	A	Western preschool tuition	03	001	1211	0000	000000	500	100.00
069285	0001	09/07/2016	A	Preschool tuition	03	001	1211	0000	000000	500	200.00
069301	0001	09/08/2016	A	Preschool tuition	03	001	1211	0000	000000	500	100.00
069307	0001	09/09/2016	A	Preschool tuition	03	001	1211	0000	000000	500	300.00
069311	0001	09/09/2016	A	Tuition	03	001	1211	0000	000000	000	1,229.16
069298	0001	09/12/2016	B	PRECHOOL REFUND -RILEY	03	001	1211	0000	000000	500	100.00-
069319	0001	09/12/2016	A	Preschool tuition	03	001	1211	0000	000000	500	100.00
069329	0001	09/13/2016	A	Preschool tutition	03	001	1211	0000	000000	500	500.00
069351	0001	09/16/2016	A	Tuition payment - Haring for 2	03	001	1211	0000	000000	000	5,531.22
069378	0001	09/16/2016	A	Preschool tuition	03	001	1211	0000	000000	500	200.00
069359	0001	09/19/2016	A	tuition pymt	03	001	1211	0000	000000	000	614.58
069360	0001	09/19/2016	A	tuition pymt	03	001	1211	0000	000000	000	614.58
069381	0001	09/20/2016	A	Preschool tuition	03	001	1211	0000	000000	500	200.00
069382	0001	09/21/2016	A	Preschool tuition	03	001	1211	0000	000000	500	500.00
069438	0001	09/27/2016	A	Preschool tuition	03	001	1211	0000	000000	500	100.00
069450	0001	09/29/2016	A	Siegenthaler oct tuition	03	001	1211	0000	000000	000	614.58
069451	0001	09/30/2016	A	Preschool tuition	03	001	1211	0000	000000	500	100.00
RCPT CODE SUB-TOTAL:											12,847.86
069338	0021	09/23/2016	A	JV50 SB 140 Tuition-SF14	03	001	1221	0000	000000	000	22,884.82
RCPT CODE SUB-TOTAL:											22,884.82
069338	0022	09/23/2016	A	JV52 SF-14H Spec Ed Tuition	03	001	1223	0000	000000	000	25,722.77
RCPT CODE SUB-TOTAL:											25,722.77
069294	0013	09/09/2016	A	Open Enrollment Revenue	03	001	1227	0000	000000	000	102.00
06933B	0013	09/23/2016	A	Open Enrollment Revenue	03	001	1227	0000	000000	000	102.00
RCPT CODE SUB-TOTAL:											204.00
069462	0001	09/30/2016	A	Richland Bank Sep Interest	03	001	1410	0000	000000	000	6,602.77
RCPT CODE SUB-TOTAL:											6,602.77
069254	0001	09/01/2016	A	Central school fees	03	001	1740	0000	000000	400	112.00
069255	0001	09/01/2016	A	HS School fees	03	001	1740	0000	000000	100	204.00
069258	0001	09/02/2016	A	HS School fees	03	001	1740	0000	000000	100	57.00
069273	0001	09/02/2016	A	Western school fees	03	001	1740	0000	000000	500	289.00

STATUS (STS) CODES:

A-RECEIPT B-REFUND OF RECEIPT V-VOID REFUND OF RECEIPT X-REDUCTION OF EXPENDITURE
 C-APPROPRIATION OR BUDGET MODIFICATIONS D-EXPENSE/SUPPLIES DISTRIBUTION F-FUND TO FUND TRANSFER

DATE: 10/05/2016
 TIME: 13:36

LEXINGTON LOCAL SCHOOLS
 TRANS. BY FUND/RCPT, ALL FUNDS
 DATES 09/01/2016 THRU 09/30/2016
 SORTED BY TRANSACTION DATE

TRANS NO	ITEM NO	TRANS DATE	STS DESCRIPTION OR SOURCE	TI FUND RCPT SPCC SUBJ	OPI	TRANS AMOUNT
069265	0001	09/06/2016	A HS School fees	03 001 1740 0000 000000	100	78.00
069274	0001	09/06/2016	A Central school fees	03 001 1740 0000 000000	400	56.00
069277	0001	09/06/2016	A Western school fees	03 001 1740 0000 000000	500	63.00
069280	0001	09/06/2016	A Eastern school fees	03 001 1740 0000 000000	300	210.00
069288	0001	09/07/2016	A HS School fees	03 001 1740 0000 000000	100	81.00
069300	0001	09/08/2016	A Western fees	03 001 1740 0000 000000	500	20.00
069302	0001	09/08/2016	A Central school fees	03 001 1740 0000 000000	400	56.00
069306	0001	09/09/2016	A Western school fees	03 001 1740 0000 000000	500	40.00
069296	0001	09/12/2016	B FEE REFUND-JOE	03 001 1740 0000 000000	100	47.00-
069297	0001	09/12/2016	B FEE REFUND-ZAIN/ZAINIB	03 001 1740 0000 000000	100	133.00-
069313	0001	09/12/2016	A Central school fees	03 001 1740 0000 000000	400	15.00
069316	0001	09/12/2016	A Western school fees	03 001 1740 0000 000000	500	40.00
069321	0001	09/12/2016	A Eastern school fees	03 001 1740 0000 000000	300	240.00
069332	0001	09/15/2016	A Eastern school fees	03 001 1740 0000 000000	300	30.00
069377	0001	09/15/2016	A Western school fees	03 001 1740 0000 000000	500	20.00
069354	0001	09/19/2016	A Eastern school fees	03 001 1740 0000 000000	300	30.00
069361	0001	09/20/2016	A HS School fees	03 001 1740 0000 000000	100	48.00
069365	0001	09/20/2016	A JH School fees	03 001 1740 0000 000000	200	76.00
069380	0001	09/20/2016	A Central school fees	03 001 1740 0000 000000	400	28.00
069415	0001	09/21/2016	A Western school fees	03 001 1740 0000 000000	500	20.00
069372	0001	09/22/2016	B SPANISH FEE REFUND-JOSH	03 001 1740 0000 000000	100	20.00-
069373	0001	09/22/2016	B FEE REFUND- LINDSEY WHEELER	03 001 1740 0000 000000	100	32.00-
069374	0001	09/22/2016	B FEE REFUND-AMBROSE	03 001 1740 0000 000000	100	46.00-
069374	0002	09/22/2016	B FEE REFUND-KADINE KENNEDY COLL	03 001 1740 0000 000000	300	60.00-
069375	0001	09/22/2016	B FEE REFUND-RACQUEL	03 001 1740 0000 000000	100	56.00-
069376	0001	09/22/2016	B FEE REFUND-KATELYN KASPER	03 001 1740 0000 000000	200	15.00-
069385	0001	09/22/2016	A Eastern school fees	03 001 1740 0000 000000	300	30.00
069394	0001	09/22/2016	A Central school fees	03 001 1740 0000 000000	400	28.00
069413	0001	09/26/2016	A Central school fees	03 001 1740 0000 000000	400	28.00
069411	0001	09/28/2016	A Braylee Yeichner - fees credit	03 001 1740 0000 000000	500	30.00-
069412	0001	09/28/2016	A Dylan Spears - fees credit	03 001 1740 0000 000000	100	19.00-
069441	0001	09/28/2016	A Western school fees	03 001 1740 0000 000000	500	40.00
069416	0001	09/29/2016	B FEE REFUND-SIERRA	03 001 1740 0000 000000	200	12.00-
069417	0001	09/29/2016	B FEE REFUND-CLAIRE	03 001 1740 0000 000000	200	12.00-
069418	0001	09/29/2016	B FEE REFUND-DANICA	03 001 1740 0000 000000	200	30.00-
069419	0001	09/29/2016	B FEE REFUND-RICHARD	03 001 1740 0000 000000	200	27.00-
069420	0001	09/29/2016	B FEE REFUND- KEITH	03 001 1740 0000 000000	200	29.00-
069421	0001	09/29/2016	B FEE REFUND-LACHLYN LEWIS	03 001 1740 0000 000000	200	29.00-
069422	0001	09/29/2016	B FEE REFUND- MACKENNA CRAMER	03 001 1740 0000 000000	200	29.00-
069423	0001	09/29/2016	B FEE REFUND- RYAN	03 001 1740 0000 000000	200	17.00-
069424	0001	09/29/2016	B FEE REFUND-SALEEN MOORE	03 001 1740 0000 000000	200	36.50-
069425	0001	09/29/2016	B FEE REFUND-HAIDEN SEXTON	03 001 1740 0000 000000	200	27.00-
069426	0001	09/29/2016	B FEE REFUND- STEVEN	03 001 1740 0000 000000	200	17.00-
069427	0001	09/29/2016	B FEE REFUND- MICHAEL BAKER	03 001 1740 0000 000000	200	27.00-

STATUS (STS) CODES:

A-RECEIPT B-REFUND OF RECEIPT V-VOID REFUND OF RECEIPT X-REDUCTION OF EXPENDITURE
 C-APPROPRIATION OR BUDGET MODIFICATIONS D-EXPENSE/SUPPLIES DISTRIBUTION F-FUND TO FUND TRANSFER

DATE: 10/05/2016
TIME: 13:36

LEXINGTON LOCAL SCHOOLS
TRANS. BY FUND/RCPT, ALL FUNDS
DATES 09/01/2016 THRU 09/30/2016
SORTED BY TRANSACTION DATE

TRANS NO	ITEM NO	TRANS DATE	STS	DESCRIPTION OR SOURCE	TI	FUND	RCPT	SPCC	SUBJ	OPU	TRANS AMOUNT
069428	0001	09/29/2016	B	FEE REFUND-DESTINY	03	001	1740	0000	000000	200	30.00-
069429	0001	09/29/2016	B	FEE REFUND- ALEX	03	001	1740	0000	000000	200	68.00-
069430	0001	09/29/2016	B	FEE REFUND-ALYSSA	03	001	1740	0000	000000	100	25.00-
069431	0001	09/29/2016	B	FEE REFUND BRAYDEN B	03	001	1740	0000	000000	100	20.00-
069432	0001	09/29/2016	B	FEE REFUND-HALEY	03	001	1740	0000	000000	100	9.00-
069448	0001	09/29/2016	A	Eastern School fees	03	001	1740	0000	000000	300	30.00
069434	0001	09/30/2016	A	Garrett Cook - fees credit	03	001	1740	0000	000000	200	29.00-
069434	0003	09/30/2016	A	Cohen Moore - fees credit	03	001	1740	0000	000000	200	12.00-
069437	0001	09/30/2016	A	HS School fees	03	001	1740	0000	000000	100	75.00
069456	0001	09/30/2016	A	HS Fees - Pay For It	03	001	1740	0000	000000	100	59.00
069456	0002	09/30/2016	A	Central Fees - Pay For It	03	001	1740	0000	000000	400	30.00
069456	0003	09/30/2016	A	Jr High Fees - Pay For It	03	001	1740	0000	000000	400	0.00
069456	0004	09/30/2016	A	Eastern Fees - Pay For It	03	001	1740	0000	000000	400	180.00
069456	0005	09/30/2016	A	Western Fees - Pay For It	03	001	1740	0000	000000	400	120.00
069463	0001	09/30/2016	A	Central school fees	03	001	1740	0000	000000	400	84.00
RCPT CODE SUB-TOTAL:											1,573.50
069446	0001	09/29/2016	A	Conover Jury duty	03	001	1890	0000	000000	000	20.00
RCPT CODE SUB-TOTAL:											20.00
069294	0001	09/09/2016	A	Opportunity Grant	03	001	3110	0000	000000	000	299,246.08
069294	0002	09/09/2016	A	Targeted Assistance	03	001	3110	0000	000000	000	24,007.90
069294	0003	09/09/2016	A	K-3 Literacy Funding	03	001	3110	0000	000000	000	5,974.47
069294	0005	09/09/2016	A	Limited English Prof Funding	03	001	3110	0000	000000	000	359.89
069294	0006	09/09/2016	A	Gifted Education Funding	03	001	3110	0000	000000	000	5,119.28
069294	0007	09/09/2016	A	Transportation	03	001	3110	0000	000000	000	23,854.06
069294	0008	09/09/2016	A	Special Education Funding	03	001	3110	0000	000000	000	39,682.08
069294	0010	09/09/2016	A	Transitional Aid Guarantee	03	001	3110	0000	000000	000	0.00
069294	0011	09/09/2016	A	Preschool Special Educ Funding	03	001	3110	0000	000000	000	5,387.88
069294	0012	09/09/2016	A	Special Educ Transportation	03	001	3110	0000	000000	000	1,638.07
069294	0020	09/09/2016	A	JV01 FY 2016 SFPR Adjustment	03	001	3110	0000	000000	000	836.22-
069338	0001	09/23/2016	A	Opportunity Grant	03	001	3110	0000	000000	000	299,246.08
069338	0002	09/23/2016	A	Targeted Assistance	03	001	3110	0000	000000	000	24,007.89
069338	0003	09/23/2016	A	K-3 Literacy Funding	03	001	3110	0000	000000	000	5,974.46
069338	0005	09/23/2016	A	Limited English Prof Funding	03	001	3110	0000	000000	000	359.89
069338	0006	09/23/2016	A	Gifted Education Funding	03	001	3110	0000	000000	000	5,119.28
069338	0007	09/23/2016	A	Transportation	03	001	3110	0000	000000	000	23,854.08
069338	0008	09/23/2016	A	Special Education Funding	03	001	3110	0000	000000	000	39,682.08
069338	0010	09/23/2016	A	Transitional Aid Guarantee	03	001	3110	0000	000000	000	0.00
069338	0011	09/23/2016	A	Preschool Special Educ Funding	03	001	3110	0000	000000	000	5,387.88
069338	0012	09/23/2016	A	Special Educ Transportation	03	001	3110	0000	000000	000	1,638.07
069338	0020	09/23/2016	A	JV01 FY 2016 SFPR Adjustment	03	001	3110	0000	000000	000	836.22-

STATUS (STS) CODES:

A-RECEIPT B-REFUND OF RECEIPT V-VOID REFUND OF RECEIPT X-REDUCTION OF EXPENDITURE
C-APPROPRIATION OR BUDGET MODIFICATIONS D-EXPENSE/SUPPLIES DISTRIBUTION F-FUND TO FUND TRANSFER

TRANS NO	ITEM NO	TRANS DATE	STS DESCRIPTION OR SOURCE	TI FUND RCPT SFCC SUBJ	OPU	TRANS AMOUNT
RCPT CODE SUB-TOTAL:						808,866.98
069433	0001	09/29/2016	A Homestead Real Est - Morrow	03 001	3132 0000 000000 000	2,889.72
069433	0002	09/29/2016	A Homestead Emerg Levy-Morrow	03 001	3132 0000 000000 000	1,997.01
RCPT CODE SUB-TOTAL:						4,886.73
069294	0004	09/09/2016	A Economic Disadvantaged Funding	03 001	3211 0000 000000 000	2,767.61
069338	0004	09/23/2016	A Economic Disadvantaged Funding	03 001	3211 0000 000000 000	2,767.61
RCPT CODE SUB-TOTAL:						5,535.22
069294	0009	09/09/2016	A Career Tech Education Funding	03 001	3219 0000 000000 000	534.49
069338	0009	09/23/2016	A Career Tech Education Funding	03 001	3219 0000 000000 000	534.50
RCPT CODE SUB-TOTAL:						1,068.99
069457	0001	09/30/2016	A MEDICAID Recd -9/22/16	03 001	3300 0000 000000 000	115.73
069457	0002	09/30/2016	A MEDICAID Recd 9/9/16	03 001	3300 0000 000000 000	51.86
RCPT CODE SUB-TOTAL:						167.59
069270	0001	09/06/2016	A Motor Vehicle Fuel tax refung	03 001	5300 0000 000000 000	3,468.84
069364	0002	09/20/2016	A SERS refund	03 001	5300 0000 000000 000	34,395.32
RCPT CODE SUB-TOTAL:						37,864.16
FUND CODE SUB-TOTAL:						928,245.39
069433	0003	09/29/2016	A Homestead for PI Levy-Morrow	03 003	3132 0000 000000 000	260.72
RCPT CODE SUB-TOTAL:						260.72
FUND CODE SUB-TOTAL:						260.72
069462	0005	09/30/2016	A Richland Bank Sep Interest	03 006	1410 0000 000000 000	0.00
RCPT CODE SUB-TOTAL:						0.00
069339	0026	09/02/2016	A HS Breakfast	03 006	1511 0000 000000 100	45.95
069339	0027	09/02/2016	A Jr. Hi Breakfast	03 006	1511 0000 000000 200	0.80

STATUS (STS) CODES:

A-RECEIPT B-REFUND OF RECEIPT V-VOID REFUND OF RECEIPT X-REDUCTION OF EXPENDITURE
 C-APPROPRIATION OR BUDGET MODIFICATIONS D-EXPENSE/SUPPLIES DISTRIBUTION F-FUND TO FUND TRANSFER

DATE: 10/05/2016
TIME: 13:36

LEXINGTON LOCAL SCHOOLS
TRANS. BY FUND/RCPT, ALL FUNDS
DATES 09/01/2016 THRU 09/30/2016
SORTED BY TRANSACTION DATE

TRANS NO	ITEM NO	TRANS DATE	STS	DESCRIPTION OR SOURCE	TI	FUND	RCPT	SPCC	SUBJ	OPU	TRANS AMOUNT
069339	0028	09/02/2016	A	Eastern Breakfast	03	006	1511	0000	000000	300	13.70
069339	0029	09/02/2016	A	Central Breakfast	03	006	1511	0000	000000	400	11.70
069339	0030	09/02/2016	A	Western Breakfast	03	006	1511	0000	000000	500	6.15
069340	0026	09/09/2016	A	HS Breakfast	03	006	1511	0000	000000	100	114.20
069340	0027	09/09/2016	A	Jr. Hi Breakfast	03	006	1511	0000	000000	200	7.85
069340	0028	09/09/2016	A	Eastern Breakfast	03	006	1511	0000	000000	300	29.55
069340	0029	09/09/2016	A	Central Breakfast	03	006	1511	0000	000000	400	21.00
069340	0030	09/09/2016	A	Western Breakfast	03	006	1511	0000	000000	500	18.60
069379	0026	09/16/2016	A	HS Breakfast	03	006	1511	0000	000000	100	123.40
069379	0027	09/16/2016	A	Jr. Hi Breakfast	03	006	1511	0000	000000	200	3.90
069379	0028	09/16/2016	A	Eastern Breakfast	03	006	1511	0000	000000	300	57.20
069379	0029	09/16/2016	A	Central Breakfast	03	006	1511	0000	000000	400	30.00
069379	0030	09/16/2016	A	Western Breakfast	03	006	1511	0000	000000	500	19.50
069405	0026	09/23/2016	A	HS Breakfast	03	006	1511	0000	000000	100	127.55
069405	0027	09/23/2016	A	Jr. Hi Breakfast	03	006	1511	0000	000000	200	10.35
069405	0028	09/23/2016	A	Eastern Breakfast	03	006	1511	0000	000000	300	56.50
069405	0029	09/23/2016	A	Central Breakfast	03	006	1511	0000	000000	400	47.50
069405	0030	09/23/2016	A	Western Breakfast	03	006	1511	0000	000000	500	22.70
069459	0026	09/30/2016	A	HS Breakfast	03	006	1511	0000	000000	100	123.65
069459	0027	09/30/2016	A	Jr. Hi Breakfast	03	006	1511	0000	000000	200	7.85
069459	0028	09/30/2016	A	Eastern Breakfast	03	006	1511	0000	000000	300	57.75
069459	0029	09/30/2016	A	Central Breakfast	03	006	1511	0000	000000	400	63.90
069459	0030	09/30/2016	A	Western Breakfast	03	006	1511	0000	000000	500	23.55
RCPT CODE SUB-TOTAL:											1,044.80
069339	0001	09/02/2016	A	HS Stu. Type A	03	006	1512	0000	000000	100	1,038.35
069339	0005	09/02/2016	A	HS ROA Stu. Type A	03	006	1512	0000	000000	100	632.25-
069339	0006	09/02/2016	A	Jr Hi Stu. Type A	03	006	1512	0000	000000	200	415.90
069339	0010	09/02/2016	A	Jr. Hi ROA Stu Type A	03	006	1512	0000	000000	200	315.00-
069339	0011	09/02/2016	A	Eastern Stu. Type A	03	006	1512	0000	000000	300	408.90
069339	0015	09/02/2016	A	Eastern ROA Stu. Type A	03	006	1512	0000	000000	300	302.07-
069339	0016	09/02/2016	A	Central Stu. Type A	03	006	1512	0000	000000	400	335.75
069339	0020	09/02/2016	A	Central ROA Stu. Type A	03	006	1512	0000	000000	400	55.41-
069339	0021	09/02/2016	A	Western Stu. Type A	03	006	1512	0000	000000	500	314.40
069339	0025	09/02/2016	A	Western ROA Stu. Type A	03	006	1512	0000	000000	500	145.30-
069340	0001	09/09/2016	A	HS Stu. Type A	03	006	1512	0000	000000	100	2,101.35
069340	0005	09/09/2016	A	HS ROA Stu. Type A	03	006	1512	0000	000000	100	113.02-
069340	0006	09/09/2016	A	Jr Hi Stu. Type A	03	006	1512	0000	000000	200	921.55
069340	0010	09/09/2016	A	Jr. Hi ROA Stu Type A	03	006	1512	0000	000000	200	429.14-
069340	0011	09/09/2016	A	Eastern Stu. Type A	03	006	1512	0000	000000	300	856.35
069340	0015	09/09/2016	A	Eastern ROA Stu. Type A	03	006	1512	0000	000000	300	570.51-
069340	0016	09/09/2016	A	Central Stu. Type A	03	006	1512	0000	000000	400	661.40
069340	0020	09/09/2016	A	Central ROA Stu. Type A	03	006	1512	0000	000000	400	338.57-

STATUS (STS) CODES:
A-RECEIPT B-REFUND OF RECEIPT V-VOID REFUND OF RECEIPT X-REDUCTION OF EXPENDITURE
C-APPROPRIATION OR BUDGET MODIFICATIONS D-EXPENSE/SUPPLIES DISTRIBUTION F-FUND TO FUND TRANSFER

TRANS NO	ITEM NO	TRANS DATE	STS	DESCRIPTION OR SOURCE	TI	FUND	RCPT	SPCC	SUBJ	OPU	TRANS AMOUNT
069340	0021	09/09/2016	A	Western Stu. Type A	03	006	1512	0000	000000	500	593.90
069340	0025	09/09/2016	A	Western ROA Stu. Type A	03	006	1512	0000	000000	500	490.30-
069379	0001	09/16/2016	A	HS Stu. Type A	03	006	1512	0000	000000	100	2,629.00
069379	0005	09/16/2016	A	HS ROA Stu. Type A	03	006	1512	0000	000000	100	1,518.55-
069379	0006	09/16/2016	A	Jr Hi Stu. Type A	03	006	1512	0000	000000	200	1,147.10
069379	0010	09/16/2016	A	Jr. Hi ROA Stu Type A	03	006	1512	0000	000000	200	573.14-
069379	0011	09/16/2016	A	Eastern Stu. Type A	03	006	1512	0000	000000	300	1,078.40
069379	0015	09/16/2016	A	Eastern ROA Stu. Type A	03	006	1512	0000	000000	300	767.23-
069379	0016	09/16/2016	A	Central Stu. Type A	03	006	1512	0000	000000	400	924.45
069379	0020	09/16/2016	A	Central ROA Stu. Type A	03	006	1512	0000	000000	400	447.09-
069379	0021	09/16/2016	A	Western Stu. Type A	03	006	1512	0000	000000	500	771.15
069379	0025	09/16/2016	A	Western ROA Stu. Type A	03	006	1512	0000	000000	500	436.90-
069405	0001	09/23/2016	A	HS Stu. Type A	03	006	1512	0000	000000	100	2,805.60
069405	0005	09/23/2016	A	HS ROA Stu. Type A	03	006	1512	0000	000000	100	1,600.95-
069405	0006	09/23/2016	A	Jr Hi Stu. Type A	03	006	1512	0000	000000	200	1,254.20
069405	0010	09/23/2016	A	Jr. Hi ROA Stu Type A	03	006	1512	0000	000000	200	359.39-
069405	0011	09/23/2016	A	Eastern Stu. Type A	03	006	1512	0000	000000	300	1,145.55
069405	0015	09/23/2016	A	Eastern ROA Stu. Type A	03	006	1512	0000	000000	300	426.75-
069405	0016	09/23/2016	A	Central Stu. Type A	03	006	1512	0000	000000	400	965.75
069405	0020	09/23/2016	A	Central ROA Stu. Type A	03	006	1512	0000	000000	400	463.10-
069405	0021	09/23/2016	A	Western Stu. Type A	03	006	1512	0000	000000	500	812.40
069405	0025	09/23/2016	A	Western ROA Stu. Type A	03	006	1512	0000	000000	500	357.45-
069411	0002	09/28/2016	A	Braylee Yeichner Lunch pymt	03	006	1512	0000	000000	500	30.00
069412	0002	09/28/2016	A	Dylan Spears Lunch pymt	03	006	1512	0000	000000	100	19.00
069434	0002	09/30/2016	A	Garrett Cook Lunch pymt	03	006	1512	0000	000000	200	29.00
069434	0004	09/30/2016	A	cohen Moore Lunch pymt	03	006	1512	0000	000000	200	12.00
069456	0006	09/30/2016	A	HS Lunch - Pay For It	03	006	1512	0000	000000	100	4,175.30
069456	0007	09/30/2016	A	Jr High Lunch - Pay For It	03	006	1512	0000	000000	200	1,952.80
069456	0008	09/30/2016	A	Eastern Lunch - Pay For It	03	006	1512	0000	000000	300	1,630.40
069456	0009	09/30/2016	A	Central Lunch - Pay For It	03	006	1512	0000	000000	400	919.75
069456	0010	09/30/2016	A	Western Lunch - Pay For It	03	006	1512	0000	000000	500	1,106.50
069459	0001	09/30/2016	A	HS Stu. Type A	03	006	1512	0000	000000	100	2,937.65
069459	0005	09/30/2016	A	HS ROA Stu. Type A	03	006	1512	0000	000000	100	1,017.25-
069459	0006	09/30/2016	A	Jr Hi Stu. Type A	03	006	1512	0000	000000	200	1,161.95
069459	0010	09/30/2016	A	Jr. Hi ROA Stu Type A	03	006	1512	0000	000000	200	694.00-
069459	0011	09/30/2016	A	Eastern Stu. Type A	03	006	1512	0000	000000	300	1,187.20
069459	0015	09/30/2016	A	Eastern ROA Stu. Type A	03	006	1512	0000	000000	300	161.83-
069459	0016	09/30/2016	A	Central Stu. Type A	03	006	1512	0000	000000	400	974.45
069459	0020	09/30/2016	A	Central ROA Stu. Type A	03	006	1512	0000	000000	400	243.07-
069459	0021	09/30/2016	A	Western Stu. Type A	03	006	1512	0000	000000	500	773.90
069459	0025	09/30/2016	A	Western ROA Stu. Type A	03	006	1512	0000	000000	500	428.70-

RCPT CODE SUB-TOTAL: 25,204.38

STATUS (STS) CODES:

A-RECEIPT B-REFUND OF RECEIPT V-VOID REFUND OF RECEIPT X-REDUCTION OF EXPENDITURE
 C-APPROPRIATION OR BUDGET MODIFICATIONS D-EXPENSE/SUPPLIES DISTRIBUTION F-FUND TO FUND TRANSFER

DATE: 10/05/2016
TIME: 13:36

LEXINGTON LOCAL SCHOOLS
TRANS. BY FUND/RCPT, ALL FUNDS
DATES 09/01/2016 THRU 09/30/2016
SORTED BY TRANSACTION DATE

TRANS NO	ITEM NO	TRANS DATE	STS	DESCRIPTION OR SOURCE	TI	FUND	RCPT	SPCC	SUBJ	OPU	TRANS AMOUNT
069339	0003	09/02/2016	A	HS Stu. Ala Carte	03	006	1513	0000	000000	100	635.45
069339	0008	09/02/2016	A	Jr. Hi Stu. Ala Carte	03	006	1513	0000	000000	200	173.65
069339	0013	09/02/2016	A	Eastern Stu. Ala Carte	03	006	1513	0000	000000	300	54.65
069339	0018	09/02/2016	A	Central Stu. Ala Carte	03	006	1513	0000	000000	400	49.76
069339	0023	09/02/2016	A	Western Stu. Ala Carte	03	006	1513	0000	000000	500	0.00
069340	0003	09/09/2016	A	HS Stu. Ala Carte	03	006	1513	0000	000000	100	1,332.45
069340	0008	09/09/2016	A	Jr. Hi Stu. Ala Carte	03	006	1513	0000	000000	200	344.90
069340	0013	09/09/2016	A	Eastern Stu. Ala Carte	03	006	1513	0000	000000	300	213.10
069340	0018	09/09/2016	A	Central Stu. Ala Carte	03	006	1513	0000	000000	400	95.75
069340	0023	09/09/2016	A	Western Stu. Ala Carte	03	006	1513	0000	000000	500	93.25
069379	0003	09/16/2016	A	HS Stu. Ala Carte	03	006	1513	0000	000000	100	1,556.85
069379	0008	09/16/2016	A	Jr. Hi Stu. Ala Carte	03	006	1513	0000	000000	200	481.90
069379	0013	09/16/2016	A	Eastern Stu. Ala Carte	03	006	1513	0000	000000	300	223.01
069379	0018	09/16/2016	A	Central Stu. Ala Carte	03	006	1513	0000	000000	400	156.00
069379	0023	09/16/2016	A	Western Stu. Ala Carte	03	006	1513	0000	000000	500	117.75
069405	0003	09/23/2016	A	HS Stu. Ala Carte	03	006	1513	0000	000000	100	1,708.25
069405	0008	09/23/2016	A	Jr. Hi Stu. Ala Carte	03	006	1513	0000	000000	200	402.05
069405	0013	09/23/2016	A	Eastern Stu. Ala Carte	03	006	1513	0000	000000	300	179.00
069405	0018	09/23/2016	A	Central Stu. Ala Carte	03	006	1513	0000	000000	400	123.75
069405	0023	09/23/2016	A	Western Stu. Ala Carte	03	006	1513	0000	000000	500	108.25
069459	0003	09/30/2016	A	HS Stu. Ala Carte	03	006	1513	0000	000000	100	1,752.10
069459	0008	09/30/2016	A	Jr. Hi Stu. Ala Carte	03	006	1513	0000	000000	200	379.35
069459	0013	09/30/2016	A	Eastern Stu. Ala Carte	03	006	1513	0000	000000	300	243.75
069459	0018	09/30/2016	A	Central Stu. Ala Carte	03	006	1513	0000	000000	400	106.75
069459	0023	09/30/2016	A	Western Stu. Ala Carte	03	006	1513	0000	000000	500	100.50
RCPT CODE SUB-TOTAL:											10,632.22
069339	0002	09/02/2016	A	HS Stu. Milk	03	006	1514	0000	000000	100	14.00
069339	0007	09/02/2016	A	Jr. Hi. Stu Milk	03	006	1514	0000	000000	200	5.50
069339	0012	09/02/2016	A	Eastern Stu. Milk	03	006	1514	0000	000000	300	2.50
069339	0017	09/02/2016	A	Central Stu. Milk	03	006	1514	0000	000000	400	7.00
069339	0022	09/02/2016	A	Western Stu. Milk	03	006	1514	0000	000000	500	8.00
069340	0002	09/09/2016	A	HS Stu. Milk	03	006	1514	0000	000000	100	23.50
069340	0007	09/09/2016	A	Jr. Hi. Stu Milk	03	006	1514	0000	000000	200	19.00
069340	0012	09/09/2016	A	Eastern Stu. Milk	03	006	1514	0000	000000	300	3.50
069340	0017	09/09/2016	A	Central Stu. Milk	03	006	1514	0000	000000	400	12.00
069340	0022	09/09/2016	A	Western Stu. Milk	03	006	1514	0000	000000	500	16.00
069379	0002	09/16/2016	A	HS Stu. Milk	03	006	1514	0000	000000	100	26.00
069379	0007	09/16/2016	A	Jr. Hi. Stu Milk	03	006	1514	0000	000000	200	16.50
069379	0012	09/16/2016	A	Eastern Stu. Milk	03	006	1514	0000	000000	300	7.50
069379	0017	09/16/2016	A	Central Stu. Milk	03	006	1514	0000	000000	400	6.50
069379	0022	09/16/2016	A	Western Stu. Milk	03	006	1514	0000	000000	500	17.50
069405	0002	09/23/2016	A	HS Stu. Milk	03	006	1514	0000	000000	100	30.00

STATUS (STS) CODES:

A-RECEIPT B-REFUND OF RECEIPT V-VOID REFUND OF RECEIPT X-REDUCTION OF EXPENDITURE
C-APPROPRIATION OR BUDGET MODIFICATIONS D-EXPENSE/SUPPLIES DISTRIBUTION F-FUND TO FUND TRANSFER

DATE: 10/05/2016
 TIME: 13:36

LEXINGTON LOCAL SCHOOLS
 TRANS. BY FUND/RCPT, ALL FUNDS
 DATES 09/01/2016 THRU 09/30/2016
 SORTED BY TRANSACTION DATE

PAGE: 8
 (RECLD)

TRANS NO	ITEM NO	TRANS DATE	STS	DESCRIPTION OR SOURCE	TI	FUND	RCPT	SFCC	SUBJ	OPU	TRANS AMOUNT
069405	0007	09/23/2016	A	Jr. Hi. Stu Milk	03	006	1514	0000	000000	200	23.50
069405	0012	09/23/2016	A	Eastern Stu. Milk	03	006	1514	0000	000000	300	4.50
069405	0017	09/23/2016	A	Central Stu. Milk	03	006	1514	0000	000000	400	7.00
069405	0022	09/23/2016	A	Western Stu. Milk	03	006	1514	0000	000000	500	17.50
069459	0002	09/30/2016	A	HS Stu. Milk	03	006	1514	0000	000000	100	23.00
069459	0007	09/30/2016	A	Jr. Hi. Stu Milk	03	006	1514	0000	000000	200	20.50
069459	0012	09/30/2016	A	Eastern Stu. Milk	03	006	1514	0000	000000	300	4.00
069459	0017	09/30/2016	A	Central Stu. Milk	03	006	1514	0000	000000	400	8.50
069459	0022	09/30/2016	A	Western Stu. Milk	03	006	1514	0000	000000	500	18.50
RCPT CODE SUB-TOTAL:											342.00
069339	0004	09/02/2016	A	HS Adult Ala Carte	03	006	1523	0000	000000	100	30.55
069339	0009	09/02/2016	A	Jr. Hi Adult Ala Carte	03	006	1523	0000	000000	200	25.25
069339	0014	09/02/2016	A	Eastern Adult Ala Carte	03	006	1523	0000	000000	300	23.00
069339	0019	09/02/2016	A	Central Adult Ala Carte	03	006	1523	0000	000000	400	20.50
069339	0024	09/02/2016	A	Western Adult Ala Carte	03	006	1523	0000	000000	500	9.75
069340	0004	09/09/2016	A	HS Adult Ala Carte	03	006	1523	0000	000000	100	94.75
069340	0009	09/09/2016	A	Jr. Hi Adult Ala Carte	03	006	1523	0000	000000	200	28.75
069340	0014	09/09/2016	A	Eastern Adult Ala Carte	03	006	1523	0000	000000	300	42.25
069340	0019	09/09/2016	A	Central Adult Ala Carte	03	006	1523	0000	000000	400	25.50
069340	0024	09/09/2016	A	Western Adult Ala Carte	03	006	1523	0000	000000	500	9.75
069379	0004	09/16/2016	A	HS Adult Ala Carte	03	006	1523	0000	000000	100	134.45
069379	0009	09/16/2016	A	Jr. Hi Adult Ala Carte	03	006	1523	0000	000000	200	43.50
069379	0014	09/16/2016	A	Eastern Adult Ala Carte	03	006	1523	0000	000000	300	29.55
069379	0019	09/16/2016	A	Central Adult Ala Carte	03	006	1523	0000	000000	400	50.00
069379	0024	09/16/2016	A	Western Adult Ala Carte	03	006	1523	0000	000000	500	16.25
069405	0004	09/23/2016	A	HS Adult Ala Carte	03	006	1523	0000	000000	100	174.13
069405	0009	09/23/2016	A	Jr. Hi Adult Ala Carte	03	006	1523	0000	000000	200	55.05
069405	0014	09/23/2016	A	Eastern Adult Ala Carte	03	006	1523	0000	000000	300	40.75
069405	0019	09/23/2016	A	Central Adult Ala Carte	03	006	1523	0000	000000	400	36.25
069405	0024	09/23/2016	A	Western Adult Ala Carte	03	006	1523	0000	000000	500	23.50
069459	0004	09/30/2016	A	HS Adult Ala Carte	03	006	1523	0000	000000	100	131.03
069459	0009	09/30/2016	A	Jr. Hi Adult Ala Carte	03	006	1523	0000	000000	200	45.00
069459	0014	09/30/2016	A	Eastern Adult Ala Carte	03	006	1523	0000	000000	300	45.30
069459	0019	09/30/2016	A	Central Adult Ala Carte	03	006	1523	0000	000000	400	48.30
069459	0024	09/30/2016	A	Western Adult Ala Carte	03	006	1523	0000	000000	500	13.75
RCPT CODE SUB-TOTAL:											1,196.86
069435	0001	09/30/2016	A	MEC Discount pymt	03	006	1590	0000	000000	000	610.87
RCPT CODE SUB-TOTAL:											610.87

STATUS (STS) CODES:

A-RECEIPT B-REFUND OF RECEIPT V-VOID REFUND OF RECEIPT X-REDUCTION OF EXPENDITURE
 C-APPROPRIATION OR BUDGET MODIFICATIONS D-EXPENSE/SUPPLIES DISTRIBUTION F-FUND TO FUND TRANSFER

DATE: 10/05/2016
 TIME: 13:36

LEXINGTON LOCAL SCHOOLS
 TRANS. BY FUND/RCPT, ALL FUNDS
 DATES 09/01/2016 THRU 09/30/2016
 SORTED BY TRANSACTION DATE

TRANS NO	ITEM NO	TRANS DATE	STS DESCRIPTION OR SOURCE	TI FUND RCPT SPCC SUBJ OPU	TRANS AMOUNT
069400	0001	09/23/2016	A Coke Commission Food Service	03 006 1851 0000 000000 000	66.32
				RCPT CODE SUB-TOTAL:	66.32
				FUND CODE SUB-TOTAL:	39,097.45
069462	0006	09/30/2016	A Richland Bank Sep Interest	03 007 1410 9100 000000 000	11.26
				RCPT CODE SUB-TOTAL:	11.26
069270	0003	09/06/2016	A Acad Booster-Truist donation	03 007 1820 9100 000000 000	27.00
069460	0002	09/30/2016	A Kiwanis Donation - East sign	03 007 1820 9100 000000 000	500.00
				RCPT CODE SUB-TOTAL:	527.00
				FUND CODE SUB-TOTAL:	538.26
069462	0003	09/30/2016	A Richland Bank Sep Interest	03 007 1410 9800 000000 000	8.04
				RCPT CODE SUB-TOTAL:	8.04
				FUND CODE SUB-TOTAL:	8.04
069462	0004	09/30/2016	A Richland Bank Sep Interest	03 007 1410 9801 000000 000	1.18
				RCPT CODE SUB-TOTAL:	1.18
				FUND CODE SUB-TOTAL:	1.18
069259	0001	09/02/2016	A MH coffee service	03 018 1690 9100 000000 000	109.85
069318	0001	09/12/2016	A MH coffee service	03 018 1690 9100 000000 000	65.00
069328	0001	09/13/2016	A PSAT	03 018 1690 9100 000000 000	75.00
069362	0001	09/20/2016	A MH coffee service	03 018 1690 9100 000000 000	57.95
069390	0001	09/22/2016	A PSAT pymts	03 018 1690 9100 000000 000	165.00
069407	0001	09/23/2016	A MH coffee service	03 018 1690 9100 000000 000	58.45
				RCPT CODE SUB-TOTAL:	531.25
069406	0002	09/23/2016	A Emerson Donation	03 018 1820 9100 000000 000	805.00
				RCPT CODE SUB-TOTAL:	805.00
				FUND CODE SUB-TOTAL:	1,336.25

STATUS (STS) CODES:

A-RECEIPT B-REFUND OF RECEIPT V-VOID REFUND OF RECEIPT X-REDUCTION OF EXPENDITURE
 C-APPROPRIATION OR BUDGET MODIFICATIONS D-EXPENSE/SUPPLIES DISTRIBUTION F-FUND TO FUND TRANSFER

TRANS NO	ITEM NO	TRANS DATE	STS	DESCRIPTION OR SOURCE	TI	FUND	RCPT	SPCC	SUBJ	OPU	TRANS AMOUNT	
069365	0002	09/20/2016	A	JH Fees princ acct	03	018	1620	9200	000000	000	56.00	
											RCPT CODE SUB-TOTAL:	56.00
069400	0002	09/23/2016	A	Coke Commission Jr High	03	018	1690	9200	000000	000	5.72	
											RCPT CODE SUB-TOTAL:	5.72
											FUND CODE SUB-TOTAL:	61.72
069386	0001	09/22/2016	A	Pencil/Pen money	03	018	1620	9300	000000	000	40.75	
											RCPT CODE SUB-TOTAL:	40.75
069400	0004	09/23/2016	A	Coke Commission East	03	018	1690	9300	000000	000	40.73	
											RCPT CODE SUB-TOTAL:	40.73
069281	0001	09/06/2016	A	Kona Ice Truck money	03	018	1820	9300	000000	000	431.00	
069314	0001	09/12/2016	A	Fieldtrip money	03	018	1820	9300	000000	000	27.25	
069315	0001	09/12/2016	A	Fieldtrip money	03	018	1820	9300	000000	000	41.25	
069333	0001	09/15/2016	A	Fieldtrip pynts	03	018	1820	9300	000000	000	125.30	
069352	0001	09/19/2016	A	Eastern field trip money	03	018	1820	9300	000000	000	20.00	
069384	0001	09/22/2016	A	Fieldtrip money	03	018	1820	9300	000000	000	28.75	
069384	0002	09/22/2016	A	Fieldtrip money	03	018	1820	9300	000000	000	7.75	
069448	0003	09/29/2016	A	Field trip fee	03	018	1820	9300	000000	000	1.25	
											RCPT CODE SUB-TOTAL:	682.55
											FUND CODE SUB-TOTAL:	764.03
069254	0002	09/01/2016	A	Central fees princ acct	03	018	1630	9400	000000	000	8.00	
069274	0002	09/06/2016	A	Central fees princ acct	03	018	1630	9400	000000	000	4.00	
069302	0002	09/08/2016	A	Central school fees princ acct	03	018	1630	9400	000000	000	4.00	
069380	0002	09/20/2016	A	Central fees princ acct	03	018	1630	9400	000000	000	2.00	
069394	0002	09/22/2016	A	Central fees princ acct	03	018	1630	9400	000000	000	2.00	
069394	0003	09/22/2016	A	coke vending	03	018	1630	9400	000000	000	8.07	
069413	0002	09/26/2016	A	Central fees princ acct	03	018	1630	9400	000000	000	2.00	
069463	0002	09/30/2016	A	Central fees princ acct	03	018	1630	9400	000000	000	6.00	
											RCPT CODE SUB-TOTAL:	36.07

STATUS (STS) CODES:

A-RECEIPT B-REFUND OF RECEIPT V-VOID REFUND OF RECEIPT X-REDUCTION OF EXPENDITURE
 C-APPROPRIATION OR BUDGET MODIFICATIONS D-EXPENSE/SUPPLIES DISTRIBUTION F-FUND TO FUND TRANSFER

28

DATE: 10/05/2016
TIME: 13:36

LEXINGTON LOCAL SCHOOLS
TRANS. BY FUND/RCPT, ALL FUNDS
DATES 09/01/2016 THRU 09/30/2016
SORTED BY TRANSACTION DATE

TRANS NO	ITEM NO	TRANS DATE	STS DESCRIPTION OR SOURCE	TI FUND RCPT SPCC SUBJ OFU	TRANS AMOUNT
069302	0003	09/08/2016	A Donation for 9/11 project	03 018 1820 9400 000000 000	102.14
RCPT CODE SUB-TOTAL:					102.14
FUND CODE SUB-TOTAL:					138.21
069313	0002	09/12/2016	A Lost Library book fine	03 018 1890 9401 000000 000	4.00
069445	0001	09/29/2016	A Lost Library book	03 018 1890 9401 000000 000	17.00
RCPT CODE SUB-TOTAL:					21.00
FUND CODE SUB-TOTAL:					21.00
069273	0002	09/02/2016	A Western fees princ acct	03 018 1630 9500 000000 000	131.00
069277	0002	09/06/2016	A Western fees princ acct	03 018 1630 9500 000000 000	27.00
069300	0002	09/08/2016	A Western fees princ acct	03 018 1630 9500 000000 000	10.00
069306	0002	09/09/2016	A Western fees princ acct	03 018 1630 9500 000000 000	20.00
069316	0002	09/12/2016	A Western fees princ acct	03 018 1630 9500 000000 000	20.00
069377	0002	09/15/2016	A Western fees princ acct	03 018 1630 9500 000000 000	10.00
069414	0001	09/21/2016	A Donation Kona Ice	03 018 1630 9500 000000 000	44.00
069415	0002	09/21/2016	A Western fees princ acct	03 018 1630 9500 000000 000	10.00
069441	0002	09/28/2016	A Western fees princ acct	03 018 1630 9500 000000 000	30.00
RCPT CODE SUB-TOTAL:					302.00
069400	0003	09/23/2016	A Coke Commission Wester	03 018 1690 9500 000000 000	28.23
RCPT CODE SUB-TOTAL:					28.23
FUND CODE SUB-TOTAL:					330.23
069287	0003	09/07/2016	A PTD Recycling-Central	03 019 1890 9121 000000 000	7.31
069299	0003	09/14/2016	A PTD Recycling-Central	03 019 1890 9121 000000 000	6.02
RCPT CODE SUB-TOTAL:					13.33
FUND CODE SUB-TOTAL:					13.33
069287	0001	09/07/2016	A PTD Recycling-Eastern	03 019 1890 9122 000000 000	7.30
069299	0001	09/14/2016	A PTD Recycling-Eastern	03 019 1890 9122 000000 000	6.03

STATUS (STS) CODES:
A-RECEIPT B-REFUND OF RECEIPT V-VOID REFUND OF RECEIPT X-REDUCTION OF EXPENDITURE
C-APPROPRIATION OR BUDGET MODIFICATIONS D-EXPENSE/SUPPLIES DISTRIBUTION F-FUND TO FUND TRANSFER

TRANS NO	ITEM NO	TRANS DATE	STS DESCRIPTION OR SOURCE	TI	FUND	RCPT	SFCC	SUBJ	OPU	TRANS AMOUNT	
										RCPT CODE SUB-TOTAL:	13.33
										FUND CODE SUB-TOTAL:	13.33
069287	0002	09/07/2016	A PTO Recycling-Western	03	019	1890	9123	000000	000	7.30	
069299	0002	09/14/2016	A PTO Recycling-Western	03	019	1890	9123	000000	000	6.03	
										RCPT CODE SUB-TOTAL:	13.33
										FUND CODE SUB-TOTAL:	13.33
069257	0001	09/01/2016	A Richland Co Foundation Grant	03	019	1820	9207	000000	000	500.00	
069391	0001	09/23/2016	A Rich Co Found Grant-Acct Corr	03	019	1820	9207	000000	000	500.00-	
										RCPT CODE SUB-TOTAL:	0.00
										FUND CODE SUB-TOTAL:	0.00
069391	0002	09/23/2016	A Rich Co Found Grant-Acct Corr	03	019	1820	9208	000000	000	500.00	
										RCPT CODE SUB-TOTAL:	500.00
										FUND CODE SUB-TOTAL:	500.00
069257	0004	09/01/2016	A Richland Co Foundation Grant	03	019	1820	9209	000000	000	1,199.00	
										RCPT CODE SUB-TOTAL:	1,199.00
										FUND CODE SUB-TOTAL:	1,199.00
069257	0005	09/01/2016	A Richland Co Foundation Grant	03	019	1820	9210	000000	000	831.66	
										RCPT CODE SUB-TOTAL:	831.66
										FUND CODE SUB-TOTAL:	831.66
069257	0002	09/01/2016	A Richland Co Foundation Grant	03	019	1820	9211	000000	000	672.92	

STATUS (STS) CODES:

A-RECEIPT B-REFUND OF RECEIPT V-VOID REFUND OF RECEIPT X-REDUCTION OF EXPENDITURE
 C-APPROPRIATION OR BUDGET MODIFICATIONS D-EXPENSE/SUPPLIES DISTRIBUTION F-FUND TO FUND TRANSFER

DATE: 10/05/2016
 TIME: 13:36

LEXINGTON LOCAL SCHOOLS
 TRANS. BY FUND/RCPT, ALL FUNDS
 DATES 09/01/2016 THRU 09/30/2016
 SORTED BY TRANSACTION DATE

PAGE: 13
 (RECLE)

TRANS NO	ITEM NO	TRANS DATE	STS DESCRIPTION OR SOURCE	TI	FUND	RCPT	SPCC	SUBJ	OPU	TRANS AMOUNT	
										RCPT CODE SUB-TOTAL:	672.92
										FUND CODE SUB-TOTAL:	672.92
069257	0003	09/01/2016	A Richland Co Foundation Grant	03	019	1820	9212	000000	000	623.60	
										RCPT CODE SUB-TOTAL:	623.60
										FUND CODE SUB-TOTAL:	623.60
069462	0002	09/30/2016	A Richland Bank Sep Int. 024	03	024	1410	0000	000000	000	175.60	
										RCPT CODE SUB-TOTAL:	175.60
069312	0001	09/09/2016	A Sorrenti Sept Ins	03	024	1872	0000	000000	000	15.00	
069334	0001	09/20/2016	A Employees' Premiums Sept	03	024	1872	0000	000000	000	50,019.70	
069335	0001	09/20/2016	A Board's Premiums Sept	03	024	1872	0000	000000	000	286,108.06	
069363	0001	09/20/2016	A Heck Aug & Sept Ins pymt	03	024	1872	0000	000000	000	3,314.06	
069389	0001	09/22/2016	A Parker Sept Cobra pymt	03	024	1872	0000	000000	000	1,690.18	
										RCPT CODE SUB-TOTAL:	341,147.00
										FUND CODE SUB-TOTAL:	341,322.60
069387	0001	09/22/2016	A Crucial Catch t-shirts	03	200	1690	9104	000000	000	65.00	
069387	0002	09/22/2016	A Crucial Catch t-shirts	03	200	1690	9104	000000	000	1,147.00	
069448	0002	09/29/2016	A Crucial Catch T-shirts	03	200	1690	9104	000000	000	40.00	
069455	0001	09/30/2016	A Crucial catch t-shirts	03	200	1690	9104	000000	000	1,172.00	
										RCPT CODE SUB-TOTAL:	2,424.00
										FUND CODE SUB-TOTAL:	2,424.00
069383	0001	09/21/2016	A Spanish club t-shirt sales	03	200	1620	9107	000000	000	735.00	
										RCPT CODE SUB-TOTAL:	735.00
069436	0001	09/30/2016	A T-Shirt sales	03	200	1630	9107	000000	000	25.00	
										RCPT CODE SUB-TOTAL:	25.00
										FUND CODE SUB-TOTAL:	760.00

STATUS (STS) CODES:

A-RECEIPT B-REFUND OF RECEIPT V-VOID REFUND OF RECEIPT X-REDUCTION OF EXPENDITURE
 C-APPROPRIATION OR BUDGET MODIFICATIONS D-EXPENSE/SUPPLIES DISTRIBUTION F-FUND TO FUND TRANSFER

DATE: 10/05/2016
TIME: 13:36

LEXINGTON LOCAL SCHOOLS
TRANS. BY FUND/RCPT, ALL FUNDS
DATES 09/01/2016 THRU 09/30/2016
SORTED BY TRANSACTION DATE

TRANS NO	ITEM NO	TRANS DATE	STS DESCRIPTION OR SOURCE	TI FUND RCPT SPCC SUBJ OPU	TRANS AMOUNT
069269	0001	09/06/2016	A Yearbook ad sales	03 200 1690 9119 000000 000	1,880.00
RCPT CODE SUB-TOTAL:					1,880.00
FUND CODE SUB-TOTAL:					1,880.00
069401	0001	09/23/2016	A PE Vending	03 300 1620 9206 000000 000	190.00
069453	0001	09/30/2016	A PE vending	03 300 1620 9206 000000 000	340.00
RCPT CODE SUB-TOTAL:					530.00
FUND CODE SUB-TOTAL:					530.00
069253	0001	09/01/2016	A 2016 Fall Season tickets	03 300 1610 9600 000000 000	80.00
069260	0001	09/02/2016	A JV Boys Soccer adm 9/1	03 300 1610 9600 000000 703	176.00
069261	0001	09/02/2016	A JH Volleyball Adm 8/31	03 300 1610 9600 000000 714	194.00
069263	0001	09/02/2016	A Var/JV Volleyball adm 9/1	03 300 1610 9600 000000 702	310.00
069264	0001	09/02/2016	A 2016 Fall season tickets	03 300 1610 9600 000000 000	650.00
069266	0001	09/06/2016	A Var football presale 9/2	03 300 1610 9600 000000 700	82.00
069271	0001	09/06/2016	A Var Football adm 9/2	03 300 1610 9600 000000 700	8,348.00
069275	0001	09/06/2016	A 2016 Fall season ticket sales	03 300 1610 9600 000000 000	25.00
069276	0001	09/06/2016	A 2016 Fall season ticket sales	03 300 1610 9600 000000 000	25.00
069282	0001	09/06/2016	A Var/JV Boys Soccer adm 9/3	03 300 1610 9600 000000 703	740.00
069289	0001	09/07/2016	A JH Volleyball Adm 9/7	03 300 1610 9600 000000 714	130.00
069290	0001	09/07/2016	A JV Girls Soccer Adm 9/7	03 300 1610 9600 000000 704	168.00
069291	0001	09/07/2016	A JH Football Adm 9/7	03 300 1610 9600 000000 713	359.00
069293	0001	09/07/2016	A 2016 Fall sport tickets	03 300 1610 9600 000000 000	75.00
069303	0001	09/08/2016	A JH Volleyball Adm 9/6	03 300 1610 9600 000000 714	276.00
069304	0001	09/08/2016	A Football presale 9/2	03 300 1610 9600 000000 700	496.00
069308	0001	09/09/2016	A Var/JV Volleyball Adm 9/8	03 300 1610 9600 000000 702	412.00
069309	0001	09/09/2016	A Freshman Football Adm 9/8	03 300 1610 9600 000000 700	436.00
069310	0001	09/09/2016	A Var/JV Girls Soccer Adm 9/8	03 300 1610 9600 000000 704	523.00
069317	0001	09/12/2016	A 2016 Fall Sport Ticket	03 300 1610 9600 000000 000	50.00
069320	0001	09/12/2016	A JV Girls Soccer Adm 9/10	03 300 1610 9600 000000 000	230.00
069324	0001	09/12/2016	A JV Football Adm 9/10	03 300 1610 9600 000000 700	442.00
069326	0001	09/12/2016	A Var Football Adm 9/9	03 300 1610 9600 000000 700	5,260.00
069330	0001	09/14/2016	A Var/JV Volleball adm 9/13	03 300 1610 9600 000000 702	396.00
069331	0001	09/14/2016	A 7th Gr Football adm 9/13	03 300 1610 9600 000000 713	526.00
069343	0001	09/16/2016	A 2016 Fall season ticket	03 300 1610 9600 000000 000	50.00
069346	0001	09/16/2016	A Fr Football Adm 9/15	03 300 1610 9600 000000 700	224.00
069347	0001	09/16/2016	A JH volleyball adm 9/14	03 300 1610 9600 000000 714	248.00
069349	0001	09/16/2016	A JV/Var Girls Soccer adm 9/15	03 300 1610 9600 000000 704	716.00

STATUS (STS) CODES:

A-RECEIPT B-REFUND OF RECEIPT V-VOID REFUND OF RECEIPT X-REDUCTION OF EXPENDITURE
C-APPROPRIATION OR BUDGET MODIFICATIONS D-EXPENSE/SUPPLIES DISTRIBUTION F-FUND TO FUND TRANSFER

DATE: 10/05/2016
TIME: 13:36

LEXINGTON LOCAL SCHOOLS
TRANS. BY FUND/RCPT, ALL FUNDS
DATES 09/01/2016 THRU 09/30/2016
SORTED BY TRANSACTION DATE

TRANS NO	ITEM NO	TRANS DATE	STS	DESCRIPTION OR SOURCE	TI	FUND	RCPT	SPCC	SUBJ	OPU	TRANS AMOUNT
069355	0001	09/19/2016	A	Football presale adm 9/9	03	300	1610	9600	000000	700	40.00
069358	0001	09/19/2016	A	JV Football Adm 9/17	03	300	1610	9600	000000	700	286.00
069366	0001	09/20/2016	A	JV/Var Boys Soccer adm 9/19	03	300	1610	9600	000000	703	626.00
069393	0001	09/22/2016	A	2016 Fall Sport Ticket	03	300	1610	9600	000000	000	16.00
069395	0001	09/22/2016	A	JH Volleyball Adm 9/19	03	300	1610	9600	000000	714	130.00
069397	0001	09/22/2016	A	Var/JV Volleyball adm 9/20	03	300	1610	9600	000000	702	238.00
069398	0001	09/22/2016	A	8th Gr Football Adm 9/21	03	300	1610	9600	000000	713	266.00
069399	0001	09/23/2016	A	Var/JV Volleybal adm 9/22	03	300	1610	9600	000000	702	124.00
069402	0001	09/23/2016	A	Boys Var Soccer Adm 9/22	03	300	1610	9600	000000	703	238.00
069409	0001	09/26/2016	A	Var Boys/Girls Soccer adm 9/24	03	300	1610	9600	000000	703	645.00
069410	0001	09/26/2016	A	Var Football adm 9/23	03	300	1610	9600	000000	700	5,830.00
069439	0001	09/27/2016	A	Central FB Presale	03	300	1610	9600	000000	700	14.00
069440	0001	09/27/2016	A	Girls Var/JV Girls soccer 9/26	03	300	1610	9600	000000	704	781.00
069447	0001	09/29/2016	A	JH volleyball adm 9/28	03	300	1610	9600	000000	714	184.00
069449	0001	09/29/2016	A	JH Football adm 9/27	03	300	1610	9600	000000	713	362.00
069452	0001	09/30/2016	A	Var/JV Volleyball adm 9/29	03	300	1610	9600	000000	714	148.00
069454	0001	09/30/2016	A	Var/JV Boys Soccer adm 9/29	03	300	1610	9600	000000	703	714.00
RCPT CODE SUB-TOTAL:											32,289.00
069267	0001	09/06/2016	A	Football program sales 9/2	03	300	1620	9600	000000	700	420.00
069322	0001	09/12/2016	A	Var Football program sales	03	300	1620	9600	000000	700	250.00
069408	0001	09/26/2016	A	Var Football program sale 9/23	03	300	1620	9600	000000	000	240.00
RCPT CODE SUB-TOTAL:											910.00
069262	0001	09/02/2016	A	2016/17 Program Ad	03	300	1690	9600	000000	000	260.00
069283	0001	09/06/2016	A	2016/17 Program Ad sponsor	03	300	1690	9600	000000	000	1,140.00
069284	0001	09/06/2016	A	2016/17 Program Ad sponsor	03	300	1690	9600	000000	000	2,000.00
069286	0001	09/07/2016	A	2016 Fall sport tickets	03	300	1690	9600	000000	000	75.00
069292	0001	09/09/2016	A	2016 Fall sport tickets	03	300	1690	9600	000000	000	75.00-
069323	0001	09/12/2016	A	2016 Fall program ad	03	300	1690	9600	000000	000	433.00
069325	0001	09/12/2016	A	2016 Fall Program Ad	03	300	1690	9600	000000	000	470.00
069341	0001	09/16/2016	A	2016/17 Patron Mailing	03	300	1690	9600	000000	000	15.00
069350	0001	09/16/2016	A	2016/17 Program ads	03	300	1690	9600	000000	000	840.00
069353	0001	09/19/2016	A	Merchant service sales	03	300	1690	9600	000000	000	28.68
069357	0001	09/19/2016	A	2016/17 Program Ads	03	300	1690	9600	000000	000	160.00
069392	0001	09/21/2016	A	2016/17 Program Ads	03	300	1690	9600	000000	000	195.00
069396	0001	09/22/2016	A	2016/17 Program Ads	03	300	1690	9600	000000	000	195.00
069404	0001	09/23/2016	A	2016/17 Ad sponsor	03	300	1690	9600	000000	000	3,000.00
069443	0001	09/28/2016	A	2016/17 Program Ads	03	300	1690	9600	000000	000	300.00
069444	0001	09/28/2016	A	2016/17 Program Ads	03	300	1690	9600	000000	000	325.00
RCPT CODE SUB-TOTAL:											9,361.68

STATUS (STS) CODES:

A-RECEIPT B-REFUND OF RECEIPT V-VOID REFUND OF RECEIPT X-REDUCTION OF EXPENDITURE
C-APPROPRIATION OR BUDGET MODIFICATIONS D-EXPENSE/SUPPLIES DISTRIBUTION F-FUND TO FUND TRANSFER

DATE: 10/05/2016
TIME: 13:36

LEXINGTON LOCAL SCHOOLS
TRANS. BY FUND/RCPT, ALL FUNDS
DATES 09/01/2016 THRU 09/30/2016
SORTED BY TRANSACTION DATE

TRANS NO	ITEM NO	TRANS DATE	STS	DESCRIPTION OR SOURCE	TI	FUND	RCPT	SFCC	SUBJ	OPU	TRANS AMOUNT
069406	0001	09/23/2016	A	Emerson donation	03	300	1820	9600	000000	000	195.00
RCPT CODE SUB-TOTAL:											195.00
069279	0001	09/06/2016	A	2016 Football camp registratio	03	300	1890	9600	000000	700	175.00
069327	0001	09/12/2016	A	NSF Check KS	03	300	1890	9600	000000	700	175.00-
069344	0001	09/16/2016	A	2016 Cross County Camp fee	03	300	1890	9600	000000	701	107.50
069345	0001	09/16/2016	A	2016 Girls Tennis Invite fee	03	300	1890	9600	000000	705	120.00
069348	0001	09/16/2016	A	2016 boys Golf entry fees	03	300	1890	9600	000000	706	450.00
069356	0001	09/19/2016	A	2016 Girls Tennis invite	03	300	1890	9600	000000	705	120.00
069403	0001	09/23/2016	A	Boys & Girls Golf Invite fee	03	300	1890	9600	000000	706	400.00
069442	0001	09/28/2016	A	Girls Tennis Invite entry fee	03	300	1890	9600	000000	705	120.00
RCPT CODE SUB-TOTAL:											1,317.50
FUND CODE SUB-TOTAL:											44,073.18
069369	0001	09/21/2016	A	IDEA-B Revenue	03	516	4220	9017	000000	000	29,418.49
RCPT CODE SUB-TOTAL:											29,418.49
FUND CODE SUB-TOTAL:											29,418.49
069337	0001	09/16/2016	A	Title I Revenue	03	572	4220	9016	000000	000	5,064.13
RCPT CODE SUB-TOTAL:											5,064.13
FUND CODE SUB-TOTAL:											5,064.13
069368	0001	09/21/2016	A	Title I Revenue	03	572	4220	9017	000000	000	25,478.24
RCPT CODE SUB-TOTAL:											25,478.24
FUND CODE SUB-TOTAL:											25,478.24
069371	0001	09/21/2016	A	IDEA ECSE Revenue	03	587	4220	9017	000000	000	302.21
RCPT CODE SUB-TOTAL:											302.21
FUND CODE SUB-TOTAL:											302.21

STATUS (STS) CODES:

A-RECEIPT B-REFUND OF RECEIPT V-VOID REFUND OF RECEIPT X-REDUCTION OF EXPENDITURE
C-APPROPRIATION OR BUDGET MODIFICATIONS D-EXPENSE/SUPPLIES DISTRIBUTION F-FUND TO FUND TRANSFER

DATE: 10/05/2016
TIME: 13:36

LEXINGTON LOCAL SCHOOLS
TRANS. BY FUND/RCPT, ALL FUNDS
DATES 09/01/2016 THRU 09/30/2016
SORTED BY TRANSACTION DATE

PAGE: 17
(RECLD)

TRANS NO	ITEM NO	TRANS DATE	STS DESCRIPTION OR SOURCE	TI	FUND	RCPT	SPCC	SUBJ	OPU	TRANS AMOUNT	
069370	0001	09/21/2016	A Title II-A Revenue	03	590	4220	9017	000000	000	4,334.11	
										RCPT CODE SUB-TOTAL:	4,334.11
										FUND CODE SUB-TOTAL:	4,334.11
										GRAND TOTAL:	1,430,256.61

STATUS (STS) CODES:

A-RECEIPT B-REFUND OF RECEIPT V-VOID REFUND OF RECEIPT X-REDUCTION OF EXPENDITURE
C-APPROPRIATION OR BUDGET MODIFICATIONS D-EXPENSE/SUPPLIES DISTRIBUTION F-FUND TO FUND TRANSFER

Date: 10/05/16
 Time: 1:33 pm

LEXINGTON LOCAL SCHOOLS
 Revenue Account Summary
 SORTED BY FUND-SCC/ACCT

	FYTD Receivable	FYTD Actual Receipts	MTD Actual Receipts	YTD Actual Receipts	FYTD Balance Receivable	FYTD Percent Received
*****TOTAL FOR FUND-SCC 001 0000 (GENERAL FUND):	23,106,385.00	7,683,015.40	928,245.39	19,877,545.85	15,423,369.60	33.25
*****TOTAL FOR FUND-SCC 001 9412 (GENERAL BUDGET RESERVE SET-ASIDE-1%/BWC):	0.00	0.00	0.00	0.00	0.00	0.00
*****TOTAL FOR FUND-SCC 001 9800 (FINGERPRINT PAYMENT CLEARING ACCOUNT):	0.00	0.00	0.00	0.00	0.00	0.00
*****TOTAL FOR FUND-SCC 002 0000 (BOND RETIREMENT FUND):	0.00	0.00	0.00	0.00	0.00	0.00
*****TOTAL FOR FUND-SCC 003 0000 (PERMANENT IMPROVEMENT FUND):	689,483.00	266,292.59	260.72	648,446.80	423,190.41	38.62
*****TOTAL FOR FUND-SCC 006 0000 (FOOD SERVICE FUND):	731,825.00	66,954.09	39,097.45	523,758.51	664,870.91	9.15
*****TOTAL FOR FUND-SCC 007 9003 (FRAN & WARREN RUPP SCHOLARSHIP):	0.00	0.00	0.00	0.00	0.00	0.00
*****TOTAL FOR FUND-SCC 007 9100 (LEXINGTON MINUTEMEN ACADEMIC SCHOLARSHIP FUND):	4,956.00	559.71	538.26	17,066.57	4,396.29	11.29
*****TOTAL FOR FUND-SCC 007 9800 (TERRY McCAMMON SCHOLARSHIP FUND):	38.00	23.79	8.04	49.12	14.21	62.61
*****TOTAL FOR FUND-SCC 007 9801 (MINUTEMAN ALUMNI SCHOLARSHIP FUND):	6.00	3.50	1.18	7.22	2.50	58.33

*** NOTE!! ONLY ACTIVE ACCOUNTS HAVE BEEN SELECTED, TOTALS MAY EXCLUDE AMOUNTS THAT ARE RELATED TO INACTIVE ACCOUNTS. ***

	FYTD Receivable	FYTD Actual Receipts	MTD Actual Receipts	YTD Actual Receipts	FYTD Balance Receivable	FYTD Percent Received
*****TOTAL FOR FUND-SCC 007 9999 (LEXINGTON SCHOOLS TRUST FUND):	0.00	0.00	0.00	0.00	0.00	0.00
*****TOTAL FOR FUND-SCC 018 9100 (HIGH SCHOOL PRINCIPAL'S FUND):	9,669.00	1,503.30	1,336.25	8,478.80	8,165.70	15.55
*****TOTAL FOR FUND-SCC 018 9200 (JUNIOR HIGH PRINCIPAL'S FUND):	5,765.00	4,653.72	61.72	6,045.61	1,111.28	80.72
*****TOTAL FOR FUND-SCC 018 9300 (EASTERN PRINCIPAL'S FUND):	5,788.00	1,060.87	764.03	6,686.83	4,727.13	18.33
*****TOTAL FOR FUND-SCC 018 9301 (EASTERN ELEMENTARY BOOKFAIR/BOXTOPS FUND):	4,789.00	0.00	0.00	4,788.56	4,789.00	0.00
*****TOTAL FOR FUND-SCC 018 9302 (EASTERN ELEMENTARY MATH):	1,241.00	0.00	0.00	260.00	1,241.00	0.00
*****TOTAL FOR FUND-SCC 018 9400 (CENTRAL PRINCIPAL'S FUND):	4,508.00	695.61	138.21	3,060.71	3,812.39	15.43
*****TOTAL FOR FUND-SCC 018 9401 (CENTRAL ELEMENTARY BOOKFAIR FUND):	6,049.00	21.00	21.00	2,864.19	6,028.00	0.35
*****TOTAL FOR FUND-SCC 018 9402 (CENTRAL ELEMENTARY ART):	7.00	0.00	0.00	7.00	7.00	0.00
*****TOTAL FOR FUND-SCC 018 9500 (WESTERN PRINCIPAL'S FUND):	6,705.00	2,772.45	330.23	6,021.90	3,932.55	41.35

*** NOTE!! ONLY ACTIVE ACCOUNTS HAVE BEEN SELECTED, TOTALS MAY EXCLUDE AMOUNTS THAT ARE RELATED TO INACTIVE ACCOUNTS. ***

Date: 10/05/16
 Time: 1:33 pm

LEXINGTON LOCAL SCHOOLS
 Revenue Account Summary
 SORTED BY FUND-SCC/ACCT

	FYTD Receivable	FYTD Actual Receipts	MTD Actual Receipts	YTD Actual Receipts	FYTD Balance Receivable	FYTD Percent Received
*****TOTAL FOR FUND-SCC 018 9501 (WESTERN ELEMENTARY BOOKFAIR/BOXTOPS FUND):	7,070.00	0.00	0.00	3,914.10	7,070.00	0.00
*****TOTAL FOR FUND-SCC 018 9502 (HIGH SCHOOL ACADEMIC BOOSTERS FUND):	0.00	0.00	0.00	0.00	0.00	0.00
*****TOTAL FOR FUND-SCC 018 9503 (WESTERN ELEMENTARY ART):	0.00	0.00	0.00	0.00	0.00	0.00
*****TOTAL FOR FUND-SCC 018 9602 (JUNIOR HIGH ACADEMIC BOOSTERS FUND):	0.00	0.00	0.00	0.00	0.00	0.00
*****TOTAL FOR FUND-SCC 018 9901 (JUNIOR HIGH TEACHER ADVISORY FUND):	0.00	0.00	0.00	0.00	0.00	0.00
*****TOTAL FOR FUND-SCC 019 9001 (ACADEMIC BOOSTERS GRANTS):	0.00	0.00	0.00	0.00	0.00	0.00
*****TOTAL FOR FUND-SCC 019 9121 (CENTRAL ELEMENTARY PTO GRANTS):	1,739.00	35.12	13.33	178.65	1,703.88	2.02
*****TOTAL FOR FUND-SCC 019 9122 (EASTERN ELEMENTARY PTO GRANTS):	1,739.00	35.14	13.33	178.63	1,703.86	2.02
*****TOTAL FOR FUND-SCC 019 9123 (WESTERN ELEMENTARY PTO GRANTS):	1,739.00	35.13	13.33	178.66	1,703.87	2.02
*****TOTAL FOR FUND-SCC 019 9200 (RICHLAND COUNTY FOUNDATION GRANT PLAYGROUND):	0.00	0.00	0.00	0.00	0.00	0.00

*** NOTE!! ONLY ACTIVE ACCOUNTS HAVE BEEN SELECTED, TOTALS MAY EXCLUDE AMOUNTS THAT ARE RELATED TO INACTIVE ACCOUNTS. ***

Date: 10/05/16
 Time: 1:33 pm

LEXINGTON LOCAL SCHOOLS
 Revenue Account Summary
 SORTED BY FUND-SCC/ACCT

	FYTD Receivable	FYTD Actual Receipts	MTD Actual Receipts	YTD Actual Receipts	FYTD Balance Receivable	FYTD Percent Received
*****TOTAL FOR FUND-SCC 019 9201 (RICHLAND COUNTY FOUNDATION GRANT CENTRAL PRID):	0.00	0.00	0.00	0.00	0.00	0.00
*****TOTAL FOR FUND-SCC 019 9202 (RICHLAND COUNTY FOUNDATION GRANT-HENSEL FY15):	0.00	0.00	0.00	0.00	0.00	0.00
*****TOTAL FOR FUND-SCC 019 9204 (RICHLAND COUNTY FOUNDATION GRANT-PELPHREY 15):	0.00	0.00	0.00	0.00	0.00	0.00
*****TOTAL FOR FUND-SCC 019 9205 (RICHLAND CO FOUNDATION GRANT-STAINED GLASS 16):	0.00	0.00	0.00	0.00	0.00	0.00
*****TOTAL FOR FUND-SCC 019 9206 (RICHLAND CO FOUNDATION GRANT-SEASONAL SCIE 16):	0.00	0.00	0.00	41.37-	0.00	0.00
*****TOTAL FOR FUND-SCC 019 9207 (RICHLAND CO FOUNDATION-SCORE COMMON CORE 16):	0.00	0.00	0.00	219.18-	0.00	0.00
*****TOTAL FOR FUND-SCC 019 9208 (RICHLAND CO FOUND-BUILD A COMM OF READERS):	500.00	500.00	500.00	500.00	0.00	100.00
*****TOTAL FOR FUND-SCC 019 9209 (RICH CO FOUND-LEARN TO READ FOR A LIFETIME):	1,199.00	1,199.00	1,199.00	1,199.00	0.00	100.00
*****TOTAL FOR FUND-SCC 019 9210 (RICH CO FOUND-MULTI-SENS APPROACH TO LEARNING):	831.66	831.66	831.66	831.66	0.00	100.00
*****TOTAL FOR FUND-SCC 019 9211 (RICH CO FOUND-BEE AWARENESS):	672.92	672.92	672.92	672.92	0.00	100.00

*** NOTE!! ONLY ACTIVE ACCOUNTS HAVE BEEN SELECTED, TOTALS MAY EXCLUDE AMOUNTS THAT ARE RELATED TO INACTIVE ACCOUNTS. ***

LEXINGTON LOCAL SCHOOLS
 Revenue Account Summary
 SORTED BY FUND-SCC/ACCT

	FYTD Receivable	FYTD Actual Receipts	MTD Actual Receipts	YTD Actual Receipts	FYTD Balance Receivable	FYTD Percent Received
*****TOTAL FOR FUND-SCC 019 9212 (RICH CO FOUND-DONT LET THE PIGEON STOP TALK):	623.60	623.60	623.60	623.60	0.00	100.00
*****TOTAL FOR FUND-SCC 019 9303 (OHIO POWER GRANT (BERRY)):	0.00	0.00	0.00	0.00	0.00	0.00
*****TOTAL FOR FUND-SCC 019 9500 (DOLLAR GENERAL LIT FOUND - YOUTH LIT FY16):	0.00	0.00	0.00	0.00	0.00	0.00
*****TOTAL FOR FUND-SCC 019 9616 (WALMART TEACHER OF THE YEAR-DANIELLE SAVAGE):	0.00	0.00	0.00	0.00	0.00	0.00
*****TOTAL FOR FUND-SCC 022 9601 (OHSAA TOURNAMENT AGENCY FUND):	58,337.00	0.00	0.00	53,295.84	58,337.00	0.00
*****TOTAL FOR FUND-SCC 024 0000 (EMPLOYEE BENEFITS FUND FOR MEDICAL/DENTAL):	3,571,627.00	999,966.61	341,322.60	3,019,211.40	2,571,660.39	28.00
*****TOTAL FOR FUND-SCC 200 9101 (HIGH SCHOOL ART CLUB):	0.00	0.00	0.00	0.00	0.00	0.00
*****TOTAL FOR FUND-SCC 200 9102 (HIGH SCHOOL DRAMA CLUB):	14,792.00	0.00	0.00	14,792.00	14,792.00	0.00
*****TOTAL FOR FUND-SCC 200 9103 (HIGH SCHOOL MATH CLUB):	0.00	0.00	0.00	0.00	0.00	0.00
*****TOTAL FOR FUND-SCC 200 9104 (HIGH SCHOOL LEADERSHIP COUNCIL):	400.00	2,424.00	2,424.00	2,824.00	2,024.00	606.00

*** NOTE!! ONLY ACTIVE ACCOUNTS HAVE BEEN SELECTED, TOTALS MAY EXCLUDE AMOUNTS THAT ARE RELATED TO INACTIVE ACCOUNTS. ***

LEXINGTON LOCAL SCHOOLS
 Revenue Account Summary
 SORTED BY FUND-SCC/ACCT

	FYTD Receivable	FYTD Actual Receipts	MTD Actual Receipts	YTD Actual Receipts	FYTD Balance Receivable	FYTD Percent Received
*****TOTAL FOR FUND-SCC 200 9105 (HIGH SCHOOL FRENCH CLUB):	165.00	0.00	0.00	0.00	165.00	0.00
*****TOTAL FOR FUND-SCC 200 9107 (HIGH SCHOOL SPANISH CLUB):	1,040.00	760.00	760.00	760.00	280.00	73.08
*****TOTAL FOR FUND-SCC 200 9108 (HIGH SCHOOL LEO CLUB):	847.00	0.00	0.00	94.72	847.00	0.00
*****TOTAL FOR FUND-SCC 200 9114 (HIGH SCHOOL STUDENT COUNCIL FUND):	1,115.00	0.00	0.00	330.00	1,115.00	0.00
*****TOTAL FOR FUND-SCC 200 9115 (HIGH SCHOOL KEY CLUB):	712.00	0.00	0.00	252.06	712.00	0.00
*****TOTAL FOR FUND-SCC 200 9116 (HIGH SCHOOL CHESS CLUB):	91.00	0.00	0.00	51.00	91.00	0.00
*****TOTAL FOR FUND-SCC 200 9119 (HIGH SCHOOL YEARBOOK FUND):	15,695.00	4,610.00	1,880.00	12,575.00	11,085.00	29.37
*****TOTAL FOR FUND-SCC 200 9120 (HIGH SCHOOL JOURNALISM FUND):	0.00	0.00	0.00	0.00	0.00	0.00
*****TOTAL FOR FUND-SCC 200 9121 (HIGH SCHOOL NATIONAL HONOR SOCIETY):	1,118.00	0.00	0.00	818.00	1,118.00	0.00
*****TOTAL FOR FUND-SCC 200 9160 (HIGH SCHOOL GERMAN CLUB):	0.00	0.00	0.00	0.00	0.00	0.00

*** NOTE!! ONLY ACTIVE ACCOUNTS HAVE BEEN SELECTED, TOTALS MAY EXCLUDE AMOUNTS THAT ARE RELATED TO INACTIVE ACCOUNTS. ***

Date: 10/05/16
Time: 1:33 pm

LEXINGTON LOCAL SCHOOLS
Revenue Account Summary
SORTED BY FUND-SCC/ACCT

Page: 7
(REVSUM)

	FYTD Receivable	FYTD Actual Receipts	MTD Actual Receipts	YTD Actual Receipts	FYTD Balance Receivable	FYTD Percent Received
*****TOTAL FOR FUND-SCC 200 9201 (JUNIOR HIGH ART CLUB):	0.00	0.00	0.00	0.00	0.00	0.00
*****TOTAL FOR FUND-SCC 200 9204 (JUNIOR HIGH STUDENT COUNCIL FUND):	1,124.00	0.00	0.00	619.98	1,124.00	0.00
*****TOTAL FOR FUND-SCC 200 9205 (JUNIOR HIGH LIBRARY CLUB):	0.00	0.00	0.00	0.00	0.00	0.00
*****TOTAL FOR FUND-SCC 200 9301 (EASTERN ELEMENTARY STUDENT ACTIVITY FUND):	1,839.00	0.00	0.00	914.19	1,839.00	0.00
*****TOTAL FOR FUND-SCC 200 9401 (CENTRAL ELEMENTARY STUDENT ACTIVITY FUND):	0.00	0.00	0.00	0.00	0.00	0.00
*****TOTAL FOR FUND-SCC 200 9611 (HIGH SCHOOL INFORMED TEENS FUND):	54.00	53.63-	0.00	0.00	107.63	99.31-
*****TOTAL FOR FUND-SCC 200 9612 (JUNIOR HIGH INFORMED TEENS FUND):	475.00	95.95	0.00	570.83	379.05	20.20
*****TOTAL FOR FUND-SCC 300 9015 (NETWORK CONNECTIVITY FY9015):	0.00	0.00	0.00	0.00	0.00	0.00
*****TOTAL FOR FUND-SCC 300 9106 (HIGH SCHOOL INTRAMURALS):	0.00	0.00	0.00	0.00	0.00	0.00
*****TOTAL FOR FUND-SCC 300 9115 (JAZZ BAND):	1,337.00	0.00	0.00	1,337.00	1,337.00	0.00

*** NOTE!! ONLY ACTIVE ACCOUNTS HAVE BEEN SELECTED, TOTALS MAY EXCLUDE AMOUNTS THAT ARE RELATED TO INACTIVE ACCOUNTS. ***

Date: 10/05/16
 Time: 1:33 pm

LEXINGTON LOCAL SCHOOLS
 Revenue Account Summary
 SORTED BY FUND-SCC/ACCT

	FYTD Receivable	FYTD Actual Receipts	MTD Actual Receipts	YTD Actual Receipts	FYTD Balance Receivable	FYTD Percent Received
*****TOTAL FOR FUND-SCC 300 9116 (CHOIR):	100.00	0.00	0.00	0.00	100.00	0.00
*****TOTAL FOR FUND-SCC 300 9206 (JUNIOR HIGH PHYS ED DEPARTMENT FUND):	3,400.00	530.00	530.00	2,330.00	2,870.00	15.59
*****TOTAL FOR FUND-SCC 300 9210 (JR HIGH INSTRUMENTAL):	0.00	0.00	0.00	0.00	0.00	0.00
*****TOTAL FOR FUND-SCC 300 9600 (ATHLETIC FUND):	217,500.00	112,987.18	44,073.18	177,829.52	104,512.82	51.95
*****TOTAL FOR FUND-SCC 300 9601 (ATHLETIC TOURNAMENT FUND):	0.00	0.00	0.00	0.00	0.00	0.00
*****TOTAL FOR FUND-SCC 300 9602 (ORCHESTRA):	0.00	0.00	0.00	0.00	0.00	0.00
*****TOTAL FOR FUND-SCC 300 9603 (ELEMENTARY MUSIC):	0.00	0.00	0.00	0.00	0.00	0.00
*****TOTAL FOR FUND-SCC 300 9605 (BAND):	0.00	0.00	0.00	0.00	0.00	0.00
*****TOTAL FOR FUND-SCC 451 9013 (NETWORK CONNECTIVITY - FY 2013):	0.00	0.00	0.00	0.00	0.00	0.00
*****TOTAL FOR FUND-SCC 451 9015 (Network Connectivity FY 2015):	0.00	0.00	0.00	0.00	0.00	0.00

*** NOTE!! ONLY ACTIVE ACCOUNTS HAVE BEEN SELECTED, TOTALS MAY EXCLUDE AMOUNTS THAT ARE RELATED TO INACTIVE ACCOUNTS. ***

Date: 10/05/16
 Time: 1:33 pm

LEXINGTON LOCAL SCHOOLS
 Revenue Account Summary
 SORTED BY FUND-SCC/ACCT

	FYTD Receivable	FYTD Actual Receipts	MTD Actual Receipts	YTD Actual Receipts	FYTD Balance Receivable	FYTD Percent Received
*****TOTAL FOR FUND-SCC 451 9016 (Network Connectivity FY 2016):	0.00	0.00	0.00	4,500.00	0.00	0.00
*****TOTAL FOR FUND-SCC 451 9017 (Network Connectivity FY 2017):	9,000.00	0.00	0.00	0.00	9,000.00	0.00
*****TOTAL FOR FUND-SCC 506 9012 (RACE TO THE TOP GRANT FY12):	0.00	0.00	0.00	0.00	0.00	0.00
*****TOTAL FOR FUND-SCC 506 9013 (RACE TO THE TOP GRANT FY13):	0.00	0.00	0.00	0.00	0.00	0.00
*****TOTAL FOR FUND-SCC 506 9014 (RACE TO THE TOP GRANT FY14):	0.00	0.00	0.00	0.00	0.00	0.00
*****TOTAL FOR FUND-SCC 506 9015 (RACE TO THE TOP GRANT FY15):	0.00	0.00	0.00	0.00	0.00	0.00
*****TOTAL FOR FUND-SCC 506 9913 (OHIO RESIDENT EDUCATOR PROGRAM):	0.00	0.00	0.00	0.00	0.00	0.00
*****TOTAL FOR FUND-SCC 506 9914 (OHIO RESIDENT EDUCATOR PROGRAM):	0.00	0.00	0.00	0.00	0.00	0.00
*****TOTAL FOR FUND-SCC 516 9013 (IDEA-B SPECIAL EDUCATION FY13):	0.00	0.00	0.00	0.00	0.00	0.00
*****TOTAL FOR FUND-SCC 516 9014 (IDEA-B SPECIAL EDUCATION FY14):	0.00	0.00	0.00	0.00	0.00	0.00

*** NOTE!! ONLY ACTIVE ACCOUNTS HAVE BEEN SELECTED, TOTALS MAY EXCLUDE AMOUNTS THAT ARE RELATED TO INACTIVE ACCOUNTS. ***

Date: 10/05/16
 Time: 1:33 pm

LEXINGTON LOCAL SCHOOLS
 Revenue Account Summary
 SORTED BY FUND-SCC/ACCT

Page: 10
 (REVSUM)

	FYTD Receivable	FYTD Actual Receipts	MTD Actual Receipts	YTD Actual Receipts	FYTD Balance Receivable	FYTD Percent Received
*****TOTAL FOR FUND-SCC 516 9015 (IDEA-B SPECIAL EDUCATION FY15):	0.00	0.00	0.00	0.00	0.00	0.00
*****TOTAL FOR FUND-SCC 516 9016 (IDEA-B SPECIAL EDUCATION FY16):	5,900.81	5,900.81	0.00	289,519.23	0.00	100.00
*****TOTAL FOR FUND-SCC 516 9017 (IDEA-B SPECIAL EDUCATION FY17):	425,089.03	29,418.49	29,418.49	29,418.49	395,670.54	6.92
*****TOTAL FOR FUND-SCC 551 9013 (TITLE III LEP FY13):	0.00	0.00	0.00	0.00	0.00	0.00
*****TOTAL FOR FUND-SCC 572 9013 (TITLE I TARGETED ASSISTANCE FY13):	0.00	0.00	0.00	0.00	0.00	0.00
*****TOTAL FOR FUND-SCC 572 9014 (TITLE I FY14):	0.00	0.00	0.00	0.00	0.00	0.00
*****TOTAL FOR FUND-SCC 572 9015 (TITLE I FY15):	0.00	0.00	0.00	0.00	0.00	0.00
*****TOTAL FOR FUND-SCC 572 9016 (TITLE I FY16):	164,101.62	33,805.44	5,064.13	173,530.94	130,296.18	20.60
*****TOTAL FOR FUND-SCC 572 9017 (TITLE I FY17):	289,101.99	25,478.24	25,478.24	25,478.24	263,623.75	8.81
*****TOTAL FOR FUND-SCC 587 9015 (EARLY CHILDHOOD SPECIAL EDUCATION IDEA FY15):	0.00	0.00	0.00	0.00	0.00	0.00

*** NOTE!! ONLY ACTIVE ACCOUNTS HAVE BEEN SELECTED, TOTALS MAY EXCLUDE AMOUNTS THAT ARE RELATED TO INACTIVE ACCOUNTS. ***

Date: 10/05/16
 Time: 1:33 pm

LEXINGTON LOCAL SCHOOLS
 Revenue Account Summary
 SORTED BY FUND-SCC/ACCT

	FYTD Receivable	FYTD Actual Receipts	MTD Actual Receipts	YTD Actual Receipts	FYTD Balance Receivable	FYTD Percent Received
*****TOTAL FOR FUND-SCC 587 9016 (EARLY CHILDHOOD SPECIAL EDUCATION IDEA FY16):	1,073.28	0.00	0.00	1,386.53	1,073.28	0.00
*****TOTAL FOR FUND-SCC 587 9017 (EARLY CHILDHOOD SPECIAL EDUCATION IDEA FY17):	2,968.86	302.21	302.21	302.21	2,666.65	10.18
*****TOTAL FOR FUND-SCC 590 9013 (TITLE II-A IMPROVING TEACHER QUALITY FY13):	0.00	0.00	0.00	0.00	0.00	0.00
*****TOTAL FOR FUND-SCC 590 9014 (TITLE II-A IMPROVING TEACHER QUALITY FY14):	0.00	0.00	0.00	0.00	0.00	0.00
*****TOTAL FOR FUND-SCC 590 9015 (TITLE II-A IMPROVING TEACHER QUALITY FY15):	0.00	0.00	0.00	0.00	0.00	0.00
*****TOTAL FOR FUND-SCC 590 9016 (TITLE II-A IMPROVING TEACHER QUALITY FY16):	0.00	0.00	0.00	19,581.70	0.00	0.00
*****TOTAL FOR FUND-SCC 590 9017 (TITLE II-A IMPROVING TEACHER QUALITY FY17):	41,441.30	4,334.11	4,334.11	4,334.11	37,107.19	10.46
*****TOTAL FOR FUND-SCC 599 9013 (NATIONAL SCHOOL LUNCH EXPANSION GRANT FY13):	0.00	0.00	0.00	0.00	0.00	0.00
*****TOTAL FOR FUND-SCC 599 9015 (CHILD NUTRITION - TEAM NUTRITION GRANT):	0.00	0.00	0.00	0.00	0.00	0.00
*****GRAND TOTALS:	29,423,773.07	9,252,048.01	1,430,256.61	24,949,761.33	20,171,725.06	31.44

*** NOTE!! ONLY ACTIVE ACCOUNTS HAVE BEEN SELECTED, TOTALS MAY EXCLUDE AMOUNTS THAT ARE RELATED TO INACTIVE ACCOUNTS. ***

Date: 10/05/16
 Time: 1:34 pm

LEXINGTON LOCAL SCHOOLS
 Appropriation Account Summary
 SORTED BY FUND-SCC

FYTD Appropriated	Prior FY Carryover Encumbrances	FYTD Expendable	FYTD Actual Expenditures	MTD Actual Expenditures	Current + Future Encumbrances	FYTD Remaining Balance	FYTD Percent Exp/Enc
*****TOTAL FOR FUND-SCC 001 0000 (GENERAL FUND):							
22,783,650.00	173,916.95	22,957,566.95	5,410,354.98	1,872,077.33	2,058,105.93	15,489,106.04	32.53
*****TOTAL FOR FUND-SCC 001 9412 (GENERAL BUDGET RESERVE SET-ASIDE-1%/BWC):							
0.00	0.00	0.00	0.00	0.00	0.00	0.00	0.00
*****TOTAL FOR FUND-SCC 001 9800 (FINGERPRINT PAYMENT CLEARING ACCOUNT):							
0.00	0.00	0.00	0.00	0.00	0.00	0.00	0.00
*****TOTAL FOR FUND-SCC 002 0000 (BOND RETIREMENT FUND):							
0.00	0.00	0.00	0.00	0.00	0.00	0.00	0.00
*****TOTAL FOR FUND-SCC 003 0000 (PERMANENT IMPROVEMENT FUND):							
803,226.53	3,976.95	807,203.48	535,266.77	68,981.91	151,493.13	120,443.58	85.08
*****TOTAL FOR FUND-SCC 006 0000 (FOOD SERVICE FUND):							
734,378.42	0.00	734,378.42	173,184.81	73,878.79	199,547.57	361,646.04	50.75
*****TOTAL FOR FUND-SCC 007 9003 (FRAN & WARREN RUPP SCHOLARSHIP):							
0.00	0.00	0.00	0.00	0.00	0.00	0.00	0.00
*****TOTAL FOR FUND-SCC 007 9100 (LEXINGTON MINUTEMEN ACADEMIC SCHOLARSHIP FUND):							
7,000.00	0.00	7,000.00	0.00	0.00	5,500.00	1,500.00	78.57
*****TOTAL FOR FUND-SCC 007 9800 (TERRY McCAMMON SCHOLARSHIP FUND):							
750.00	0.00	750.00	0.00	0.00	0.00	750.00	0.00
*****TOTAL FOR FUND-SCC 007 9801 (MINUTEMAN ALUMNI SCHOLARSHIP FUND):							
750.00	0.00	750.00	0.00	0.00	0.00	750.00	0.00

*** NOTE!! ONLY ACTIVE ACCOUNTS HAVE BEEN SELECTED, TOTALS MAY EXCLUDE AMOUNTS THAT ARE RELATED TO INACTIVE ACCOUNTS. ***

Date: 10/05/16
 Time: 1:34 pm

LEXINGTON LOCAL SCHOOLS
 Appropriation Account Summary
 SORTED BY FUND-SCC

Page: 2
 (APPSUM)

FYTD Appropriated	Prior FY Carryover Encumbrances	FYTD Expendable	FYTD Actual Expenditures	MTD Actual Expenditures	Current + Future Encumbrances	FYTD Remaining Balance	FYTD Percent Exp/Enc
*****TOTAL FOR FUND-SCC 007 9999 (LEXINGTON SCHOOLS TRUST FUND):							
0.00	0.00	0.00	0.00	0.00	0.00	0.00	0.00
*****TOTAL FOR FUND-SCC 018 9100 (HIGH SCHOOL PRINCIPAL'S FUND):							
10,818.62	0.00	10,818.62	531.20	322.45	883.88	9,403.54	13.08
*****TOTAL FOR FUND-SCC 018 9200 (JUNIOR HIGH PRINCIPAL'S FUND):							
8,300.47	280.00	8,580.47	321.83	321.83	7,744.50	514.14	94.01
*****TOTAL FOR FUND-SCC 018 9300 (EASTERN PRINCIPAL'S FUND):							
11,254.93	173.25	11,428.18	932.30	526.34	1,476.00	9,019.88	21.07
*****TOTAL FOR FUND-SCC 018 9301 (EASTERN ELEMENTARY BOOKFAIR/BOXTOPS FUND):							
7,500.00	0.00	7,500.00	0.00	0.00	4,000.00	3,500.00	53.33
*****TOTAL FOR FUND-SCC 018 9302 (EASTERN ELEMENTARY MATH):							
2,422.16	0.00	2,422.16	0.00	0.00	500.00	1,922.16	20.64
*****TOTAL FOR FUND-SCC 018 9400 (CENTRAL PRINCIPAL'S FUND):							
10,000.00	0.00	10,000.00	678.49	168.77	2,415.23	6,906.28	30.94
*****TOTAL FOR FUND-SCC 018 9401 (CENTRAL ELEMENTARY BOOKFAIR FUND):							
8,407.24	0.00	8,407.24	0.00	0.00	0.00	8,407.24	0.00
*****TOTAL FOR FUND-SCC 018 9402 (CENTRAL ELEMENTARY ART):							
753.00	0.00	753.00	0.00	0.00	0.00	753.00	0.00
*****TOTAL FOR FUND-SCC 018 9500 (WESTERN PRINCIPAL'S FUND):							
14,528.82	382.20	14,911.02	285.94	285.94	673.95	13,951.13	6.44

*** NOTE!! ONLY ACTIVE ACCOUNTS HAVE BEEN SELECTED, TOTALS MAY EXCLUDE AMOUNTS THAT ARE RELATED TO INACTIVE ACCOUNTS. ***

Date: 10/05/16
 Time: 1:34 pm

LEXINGTON LOCAL SCHOOLS
 Appropriation Account Summary
 SORTED BY FUND-SCC

Page: 3
 (APPSUM)

FYTD Appropriated	Prior FY Carryover Encumbrances	FYTD Expendable	FYTD Actual Expenditures	MTD Actual Expenditures	Current + Future Encumbrances	FYTD Remaining Balance	FYTD Percent Exp/Enc
*****TOTAL FOR FUND-SCC 018 9501 (WESTERN ELEMENTARY BOOKFAIR/BOXTOPS FUND):							
8,421.85	0.00	8,421.85	0.00	0.00	6,000.00	2,421.85	71.24
*****TOTAL FOR FUND-SCC 018 9502 (HIGH SCHOOL ACADEMIC BOOSTERS FUND):							
0.00	0.00	0.00	0.00	0.00	0.00	0.00	0.00
*****TOTAL FOR FUND-SCC 018 9503 (WESTERN ELEMENTARY ART):							
402.42	0.00	402.42	0.00	0.00	0.00	402.42	0.00
*****TOTAL FOR FUND-SCC 018 9602 (JUNIOR HIGH ACADEMIC BOOSTERS FUND):							
0.00	0.00	0.00	0.00	0.00	0.00	0.00	0.00
*****TOTAL FOR FUND-SCC 018 9901 (JUNIOR HIGH TEACHER ADVISORY FUND):							
109.25	0.00	109.25	0.00	0.00	0.00	109.25	0.00
*****TOTAL FOR FUND-SCC 019 9001 (ACADEMIC BOOSTERS GRANTS):							
769.07	0.00	769.07	0.00	0.00	0.00	769.07	0.00
*****TOTAL FOR FUND-SCC 019 9121 (CENTRAL ELEMENTARY PTO GRANTS):							
2,327.49	82.80	2,410.29	457.93	142.13	230.67	1,721.69	28.57
*****TOTAL FOR FUND-SCC 019 9122 (EASTERN ELEMENTARY PTO GRANTS):							
2,306.18	0.00	2,306.18	0.00	0.00	0.00	2,306.18	0.00
*****TOTAL FOR FUND-SCC 019 9123 (WESTERN ELEMENTARY PTO GRANTS):							
5,176.63	0.00	5,176.63	1,699.50	0.00	0.00	3,477.13	32.83
*****TOTAL FOR FUND-SCC 019 9200 (RICHLAND COUNTY FOUNDATION GRANT PLAYGROUND):							
1,932.00	0.00	1,932.00	0.00	0.00	0.00	1,932.00	0.00

*** NOTE!! ONLY ACTIVE ACCOUNTS HAVE BEEN SELECTED, TOTALS MAY EXCLUDE AMOUNTS THAT ARE RELATED TO INACTIVE ACCOUNTS. ***

Date: 10/05/16
 Time: 1:34 pm

LEXINGTON LOCAL SCHOOLS
 Appropriation Account Summary
 SORTED BY FUND-SCC

FYTD Appropriated	Prior FY Carryover Encumbrances	FYTD Expendable	FYTD Actual Expenditures	MTD Actual Expenditures	Current + Future Encumbrances	FYTD Remaining Balance	FYTD Percent Exp/Enc
*****TOTAL FOR FUND-SCC 019 9201 (RICHLAND COUNTY FOUNDATION GRANT CENTRAL PRID):							
0.00	0.00	0.00	0.00	0.00	0.00	0.00	0.00
*****TOTAL FOR FUND-SCC 019 9202 (RICHLAND COUNTY FOUNDATION GRANT-HENSEL FY15):							
0.00	0.00	0.00	0.00	0.00	0.00	0.00	0.00
*****TOTAL FOR FUND-SCC 019 9204 (RICHLAND COUNTY FOUNDATION GRANT-PELPHREY 15):							
0.00	0.00	0.00	0.00	0.00	0.00	0.00	0.00
*****TOTAL FOR FUND-SCC 019 9205 (RICHLAND CO FOUNDATION GRANT-STAINED GLASS 16):							
0.00	0.00	0.00	0.00	0.00	0.00	0.00	0.00
*****TOTAL FOR FUND-SCC 019 9206 (RICHLAND CO FOUNDATION GRANT-SEASONAL SCIE 16):							
0.00	0.00	0.00	0.00	0.00	0.00	0.00	0.00
*****TOTAL FOR FUND-SCC 019 9207 (RICHLAND CO FOUNDATION-SCORE COMMON CORE 16):							
0.00	0.00	0.00	0.00	0.00	0.00	0.00	0.00
*****TOTAL FOR FUND-SCC 019 9208 (RICHLAND CO FOUND-BUILD A COMM OF READERS):							
500.00	0.00	500.00	313.84	74.51	219.80	33.64	106.73
*****TOTAL FOR FUND-SCC 019 9209 (RICH CO FOUND-LEARN TO READ FOR A LIFETIME):							
1,199.00	0.00	1,199.00	0.00	0.00	0.00	1,199.00	0.00
*****TOTAL FOR FUND-SCC 019 9210 (RICH CO FOUND-MULTI-SENS APPROACH TO LEARNING):							
831.66	0.00	831.66	0.00	0.00	0.00	831.66	0.00
*****TOTAL FOR FUND-SCC 019 9211 (RICH CO FOUND-BEE AWARENESS):							
672.92	0.00	672.92	0.00	0.00	0.00	672.92	0.00

*** NOTE!! ONLY ACTIVE ACCOUNTS HAVE BEEN SELECTED, TOTALS MAY EXCLUDE AMOUNTS THAT ARE RELATED TO INACTIVE ACCOUNTS. ***

Date: 10/05/16
 Time: 1:34 pm

LEXINGTON LOCAL SCHOOLS
 Appropriation Account Summary
 SORTED BY FUND-SCC

FYTD Appropriated	Prior FY Carryover Encumbrances	FYTD Expendable	FYTD Actual Expenditures	MTD Actual Expenditures	Current + Future Encumbrances	FYTD Remaining Balance	FYTD Percent Exp/Enc
*****TOTAL FOR FUND-SCC 019 9212 (RICH CO FOUND-DONT LET THE PIGEON STOP TALK):							
623.60	0.00	623.60	0.00	0.00	0.00	623.60	0.00
*****TOTAL FOR FUND-SCC 019 9303 (OHIO POWER GRANT (BERRY)):							
0.00	0.00	0.00	0.00	0.00	0.00	0.00	0.00
*****TOTAL FOR FUND-SCC 019 9500 (DOLLAR GENERAL LIT FOUND - YOUTH LIT FY16):							
6.01	0.00	6.01	0.00	0.00	0.00	6.01	0.00
*****TOTAL FOR FUND-SCC 019 9616 (WALMART TEACHER OF THE YEAR-DANIELLE SAVAGE):							
0.00	0.00	0.00	0.00	0.00	0.00	0.00	0.00
*****TOTAL FOR FUND-SCC 022 9601 (OHSAA TOURNAMENT AGENCY FUND):							
58,481.13	0.00	58,481.13	80.00	0.00	55,000.00	3,401.13	94.18
*****TOTAL FOR FUND-SCC 024 0000 (EMPLOYEE BENEFITS FUND FOR MEDICAL/DENTAL):							
4,363,248.99	0.00	4,363,248.99	1,194,323.21	452,760.89	295,010.03	2,873,915.75	34.13
*****TOTAL FOR FUND-SCC 200 9101 (HIGH SCHOOL ART CLUB):							
93.76	0.00	93.76	0.00	0.00	0.00	93.76	0.00
*****TOTAL FOR FUND-SCC 200 9102 (HIGH SCHOOL DRAMA CLUB):							
15,000.00	0.00	15,000.00	346.35	0.00	250.00	14,403.65	3.98
*****TOTAL FOR FUND-SCC 200 9103 (HIGH SCHOOL MATH CLUB):							
52.70	0.00	52.70	0.00	0.00	0.00	52.70	0.00
*****TOTAL FOR FUND-SCC 200 9104 (HIGH SCHOOL LEADERSHIP COUNCIL):							
853.66	0.00	853.66	203.50	203.50	0.00	650.16	23.84

*** NOTE!! ONLY ACTIVE ACCOUNTS HAVE BEEN SELECTED, TOTALS MAY EXCLUDE AMOUNTS THAT ARE RELATED TO INACTIVE ACCOUNTS. ***

LEXINGTON LOCAL SCHOOLS
 Appropriation Account Summary
 SORTED BY FUND-SCC

FYTD Appropriated	Prior FY Carryover Encumbrances	FYTD Expendable	FYTD Actual Expenditures	MTD Actual Expenditures	Current + Future Encumbrances	FYTD Remaining Balance	FYTD Percent Exp/Enc
*****TOTAL FOR FUND-SCC 200 9105 (HIGH SCHOOL FRENCH CLUB):							
296.67	0.00	296.67	13.00	13.00	0.00	283.67	4.38
*****TOTAL FOR FUND-SCC 200 9107 (HIGH SCHOOL SPANISH CLUB):							
1,791.60	0.00	1,791.60	0.00	0.00	0.00	1,791.60	0.00
*****TOTAL FOR FUND-SCC 200 9108 (HIGH SCHOOL LEO CLUB):							
3,969.40	0.00	3,969.40	0.00	0.00	1,906.00	2,063.40	48.02
*****TOTAL FOR FUND-SCC 200 9114 (HIGH SCHOOL STUDENT COUNCIL FUND):							
2,000.00	14.17	2,014.17	19.25	0.00	494.92	1,500.00	25.53
*****TOTAL FOR FUND-SCC 200 9115 (HIGH SCHOOL KEY CLUB):							
2,000.00	0.00	2,000.00	0.00	0.00	0.00	2,000.00	0.00
*****TOTAL FOR FUND-SCC 200 9116 (HIGH SCHOOL CHESS CLUB):							
362.00	0.00	362.00	0.00	0.00	0.00	362.00	0.00
*****TOTAL FOR FUND-SCC 200 9119 (HIGH SCHOOL YEARBOOK FUND):							
35,000.00	8,353.70	43,353.70	0.00	0.00	8,353.70	35,000.00	19.27
*****TOTAL FOR FUND-SCC 200 9120 (HIGH SCHOOL JOURNALISM FUND):							
0.00	0.00	0.00	0.00	0.00	0.00	0.00	0.00
*****TOTAL FOR FUND-SCC 200 9121 (HIGH SCHOOL NATIONAL HONOR SOCIETY):							
1,773.94	0.00	1,773.94	385.00	0.00	600.00	788.94	55.53
*****TOTAL FOR FUND-SCC 200 9160 (HIGH SCHOOL GERMAN CLUB):							
45.00	0.00	45.00	45.00	45.00	0.00	0.00	100.00

*** NOTE!! ONLY ACTIVE ACCOUNTS HAVE BEEN SELECTED, TOTALS MAY EXCLUDE AMOUNTS THAT ARE RELATED TO INACTIVE ACCOUNTS. ***

Date: 10/05/16
 Time: 1:34 pm

LEXINGTON LOCAL SCHOOLS
 Appropriation Account Summary
 SORTED BY FUND-SCC

FYTD Appropriated	Prior FY Carryover Encumbrances	FYTD Expendable	FYTD Actual Expenditures	MTD Actual Expenditures	Current + Future Encumbrances	FYTD Remaining Balance	FYTD Percent Exp/Enc
*****TOTAL FOR FUND-SCC 200 9201 (JUNIOR HIGH ART CLUB):							
113.99	0.00	113.99	0.00	0.00	0.00	113.99	0.00
*****TOTAL FOR FUND-SCC 200 9204 (JUNIOR HIGH STUDENT COUNCIL FUND):							
1,153.54	0.00	1,153.54	0.00	0.00	200.00	953.54	17.34
*****TOTAL FOR FUND-SCC 200 9205 (JUNIOR HIGH LIBRARY CLUB):							
77.65	0.00	77.65	0.00	0.00	0.00	77.65	0.00
*****TOTAL FOR FUND-SCC 200 9301 (EASTERN ELEMENTARY STUDENT ACTIVITY FUND):							
2,318.41	0.00	2,318.41	0.00	0.00	500.00	1,818.41	21.57
*****TOTAL FOR FUND-SCC 200 9401 (CENTRAL ELEMENTARY STUDENT ACTIVITY FUND):							
382.69	0.00	382.69	0.00	0.00	0.00	382.69	0.00
*****TOTAL FOR FUND-SCC 200 9611 (HIGH SCHOOL INFORMED TEENS FUND):							
250.00	0.00	250.00	0.00	0.00	0.00	250.00	0.00
*****TOTAL FOR FUND-SCC 200 9612 (JUNIOR HIGH INFORMED TEENS FUND):							
499.67	0.00	499.67	0.00	0.00	0.00	499.67	0.00
*****TOTAL FOR FUND-SCC 300 9106 (HIGH SCHOOL INTRAMURALS):							
0.00	0.00	0.00	0.00	0.00	0.00	0.00	0.00
*****TOTAL FOR FUND-SCC 300 9115 (JAZZ BAND):							
2,000.00	0.00	2,000.00	0.00	0.00	0.00	2,000.00	0.00
*****TOTAL FOR FUND-SCC 300 9116 (CHOIR):							
1,259.80	0.00	1,259.80	0.00	0.00	250.00	1,009.80	19.84

*** NOTE!! ONLY ACTIVE ACCOUNTS HAVE BEEN SELECTED, TOTALS MAY EXCLUDE AMOUNTS THAT ARE RELATED TO INACTIVE ACCOUNTS. ***

Date: 10/05/16
 Time: 1:34 pm

LEXINGTON LOCAL SCHOOLS
 Appropriation Account Summary
 SORTED BY FUND-SCC

FYTD Appropriated	Prior FY Carryover Encumbrances	FYTD Expendable	FYTD Actual Expenditures	MTD Actual Expenditures	Current + Future Encumbrances	FYTD Remaining Balance	FYTD Percent Exp/Enc
*****TOTAL FOR FUND-SCC 300 9206 (JUNIOR HIGH PHYS ED DEPARTMENT FUND):							
5,813.17	0.00	5,813.17	605.57	171.06	2,515.49	2,692.11	53.69
*****TOTAL FOR FUND-SCC 300 9210 (JR HIGH INSTRUMENTAL):							
41.03	0.00	41.03	0.00	0.00	0.00	41.03	0.00
*****TOTAL FOR FUND-SCC 300 9600 (ATHLETIC FUND):							
216,155.00	400.00	216,555.00	95,342.45	55,062.80	96,662.44	24,550.11	88.66
*****TOTAL FOR FUND-SCC 300 9601 (ATHLETIC TOURNAMENT FUND):							
0.00	0.00	0.00	0.00	0.00	0.00	0.00	0.00
*****TOTAL FOR FUND-SCC 300 9602 (ORCHESTRA):							
63.22	0.00	63.22	0.00	0.00	0.00	63.22	0.00
*****TOTAL FOR FUND-SCC 300 9603 (ELEMENTARY MUSIC):							
1,139.88	0.00	1,139.88	0.00	0.00	0.00	1,139.88	0.00
*****TOTAL FOR FUND-SCC 300 9605 (BAND):							
232.95	0.00	232.95	0.00	0.00	0.00	232.95	0.00
*****TOTAL FOR FUND-SCC 451 9013 (NETWORK CONNECTIVITY - FY 2013):							
0.00	0.00	0.00	0.00	0.00	0.00	0.00	0.00
*****TOTAL FOR FUND-SCC 451 9015 (Network Connectivity FY 2015):							
0.00	0.00	0.00	0.00	0.00	0.00	0.00	0.00
*****TOTAL FOR FUND-SCC 451 9016 (Network Connectivity FY 2016):							
9,000.00	0.00	9,000.00	4,500.00	0.00	4,500.00	0.00	100.00

*** NOTE!! ONLY ACTIVE ACCOUNTS HAVE BEEN SELECTED, TOTALS MAY EXCLUDE AMOUNTS THAT ARE RELATED TO INACTIVE ACCOUNTS. ***

LEXINGTON LOCAL SCHOOLS
 Appropriation Account Summary
 SORTED BY FUND-SCC

FYTD Appropriated	Prior FY Carryover Encumbrances	FYTD Expendable	FYTD Actual Expenditures	MTD Actual Expenditures	Current + Future Encumbrances	FYTD Remaining Balance	FYTD Percent Exp/Enc
*****TOTAL FOR FUND-SCC 451 9017 (Network Connectivity FY 2017):							
0.00	0.00	0.00	0.00	0.00	0.00	0.00	0.00
*****TOTAL FOR FUND-SCC 499 9101 (STATE GRANT 2001 READING IMPROV.INCENT-CENTRA):							
0.00	0.00	0.00	0.00	0.00	0.00	0.00	0.00
*****TOTAL FOR FUND-SCC 506 9012 (RACE TO THE TOP GRANT FY12):							
0.00	0.00	0.00	0.00	0.00	0.00	0.00	0.00
*****TOTAL FOR FUND-SCC 506 9013 (RACE TO THE TOP GRANT FY13):							
0.00	0.00	0.00	0.00	0.00	0.00	0.00	0.00
*****TOTAL FOR FUND-SCC 506 9014 (RACE TO THE TOP GRANT FY14):							
0.00	0.00	0.00	0.00	0.00	0.00	0.00	0.00
*****TOTAL FOR FUND-SCC 506 9015 (RACE TO THE TOP GRANT FY15):							
0.00	0.00	0.00	0.00	0.00	0.00	0.00	0.00
*****TOTAL FOR FUND-SCC 506 9913 (OHIO RESIDENT EDUCATOR PROGRAM):							
0.00	0.00	0.00	0.00	0.00	0.00	0.00	0.00
*****TOTAL FOR FUND-SCC 506 9914 (OHIO RESIDENT EDUCATOR PROGRAM):							
0.00	0.00	0.00	0.00	0.00	0.00	0.00	0.00
*****TOTAL FOR FUND-SCC 516 9013 (IDEA-B SPECIAL EDUCATION FY13):							
0.00	0.00	0.00	0.00	0.00	0.00	0.00	0.00
*****TOTAL FOR FUND-SCC 516 9014 (IDEA-B SPECIAL EDUCATION FY14):							
0.00	0.00	0.00	0.00	0.00	0.00	0.00	0.00

*** NOTE!! ONLY ACTIVE ACCOUNTS HAVE BEEN SELECTED, TOTALS MAY EXCLUDE AMOUNTS THAT ARE RELATED TO INACTIVE ACCOUNTS. ***

Date: 10/05/16
 Time: 1:34 pm

LEXINGTON LOCAL SCHOOLS
 Appropriation Account Summary
 SORTED BY FUND-SCC

FYTD Appropriated	Prior FY Carryover Encumbrances	FYTD Expendable	FYTD Actual Expenditures	MTD Actual Expenditures	Current + Future Encumbrances	FYTD Remaining Balance	FYTD Percent Exp/Enc
*****TOTAL FOR FUND-SCC 516 9015 (IDEA-B SPECIAL EDUCATION FY15):							
0.00	0.00	0.00	0.00	0.00	0.00	0.00	0.00
*****TOTAL FOR FUND-SCC 516 9016 (IDEA-B SPECIAL EDUCATION FY16):							
19,115.15	1,201.65	20,316.80	20,316.80	3,976.86-	0.00	0.00	100.00
*****TOTAL FOR FUND-SCC 516 9017 (IDEA-B SPECIAL EDUCATION FY17):							
425,089.03	0.00	425,089.03	57,967.72	46,541.53	182,984.32	184,136.99	56.68
*****TOTAL FOR FUND-SCC 551 9013 (TITLE III LEP FY13):							
0.00	0.00	0.00	0.00	0.00	0.00	0.00	0.00
*****TOTAL FOR FUND-SCC 572 9013 (TITLE I TARGETED ASSISTANCE FY13):							
0.00	0.00	0.00	0.00	0.00	0.00	0.00	0.00
*****TOTAL FOR FUND-SCC 572 9014 (TITLE I FY14):							
0.00	0.00	0.00	0.00	0.00	0.00	0.00	0.00
*****TOTAL FOR FUND-SCC 572 9015 (TITLE I FY15):							
0.00	0.00	0.00	0.00	0.00	0.00	0.00	0.00
*****TOTAL FOR FUND-SCC 572 9016 (TITLE I FY16):							
168,670.68	2,400.00	171,070.68	40,774.50	0.00	0.00	130,296.18	23.83
*****TOTAL FOR FUND-SCC 572 9017 (TITLE I FY17):							
289,101.99	0.00	289,101.99	30,580.76	23,536.80	1,534.30	256,986.93	11.11
*****TOTAL FOR FUND-SCC 587 9015 (EARLY CHILDHOOD SPECIAL EDUCATION IDEA FY15):							
0.00	0.00	0.00	0.00	0.00	0.00	0.00	0.00

*** NOTE!! ONLY ACTIVE ACCOUNTS HAVE BEEN SELECTED, TOTALS MAY EXCLUDE AMOUNTS THAT ARE RELATED TO INACTIVE ACCOUNTS. ***

Date: 10/05/16
 Time: 1:34 pm

LEXINGTON LOCAL SCHOOLS
 Appropriation Account Summary
 SORTED BY FUND-SCC

FYTD Appropriated	Prior FY Carryover Encumbrances	FYTD Expendable	FYTD Actual Expenditures	MTD Actual Expenditures	Current + Future Encumbrances	FYTD Remaining Balance	FYTD Percent Exp/Enc
*****TOTAL FOR FUND-SCC 587 9016 (EARLY CHILDHOOD SPECIAL EDUCATION IDEA FY16):							
1,073.28	0.00	1,073.28	0.00	0.00	0.00	1,073.28	0.00
*****TOTAL FOR FUND-SCC 587 9017 (EARLY CHILDHOOD SPECIAL EDUCATION IDEA FY17):							
2,968.86	0.00	2,968.86	302.21	11.69	487.02	2,179.63	26.58
*****TOTAL FOR FUND-SCC 590 9013 (TITLE II-A IMPROVING TEACHER QUALITY FY13):							
0.00	0.00	0.00	0.00	0.00	0.00	0.00	0.00
*****TOTAL FOR FUND-SCC 590 9014 (TITLE II-A IMPROVING TEACHER QUALITY FY14):							
0.00	0.00	0.00	0.00	0.00	0.00	0.00	0.00
*****TOTAL FOR FUND-SCC 590 9015 (TITLE II-A IMPROVING TEACHER QUALITY FY15):							
0.00	0.00	0.00	0.00	0.00	0.00	0.00	0.00
*****TOTAL FOR FUND-SCC 590 9016 (TITLE II-A IMPROVING TEACHER QUALITY FY16):							
0.00	0.00	0.00	0.00	0.00	0.00	0.00	0.00
*****TOTAL FOR FUND-SCC 590 9017 (TITLE II-A IMPROVING TEACHER QUALITY FY17):							
41,441.30	0.00	41,441.30	6,391.70	6,391.70	0.00	35,049.60	15.42
*****TOTAL FOR FUND-SCC 599 9013 (NATIONAL SCHOOL LUNCH EXPANSION GRANT FY13):							
0.00	0.00	0.00	0.00	0.00	0.00	0.00	0.00
*****TOTAL FOR FUND-SCC 599 9015 (CHILD NUTRITION - TEAM NUTRITION GRANT):							
0.00	0.00	0.00	0.00	0.00	0.00	0.00	0.00
*****GRAND TOTALS:							
30,101,948.41	191,181.67	30,293,130.08	7,576,224.61	2,597,541.11	3,090,038.88	19,626,866.59	35.21

*** NOTE!! ONLY ACTIVE ACCOUNTS HAVE BEEN SELECTED, TOTALS MAY EXCLUDE AMOUNTS THAT ARE RELATED TO INACTIVE ACCOUNTS. ***