


LEXINGTON LOCAL SCHOOLS



FINANCIAL REPORT
FOR THE PERIOD ENDING
SEPTEMBER 30, 2015

PREPARED BY
JASON WHITESEL, TREASURER

DATE: 10/02/2015
TIME: 08:43

LEXINGTON LOCAL SCHOOLS
CASH RECONCILIATION AS OF 09/30/2015

PAGE: 1
(USAEMSED)

	SUB-TOTALS	TOTALS
	-----	-----
Gross Depository Balances:		
RICHLAND BANK MMA 5719	\$ 6,006,095.45	
RICHLAND BANK SWEEP ACCT 3520	3,018,693.21	
RICHLAND BANK GENERAL ACCT 0580	302,224.50	
RICHLAND BANK ANTHEM SWEEP 3523	864,555.54	
RICHLAND BANK EE BENEFITS 3180	0.00	
RICHLAND BANK PAYROLL ACCT 9780	5,661.69	
RICHLAND BANK ATHLETIC ACCT 3280	3,786.36	

Total Depository Balances (Gross)		\$ 10,201,016.75
Adjustments to Bank Balance:		
Cash in Transit to Bank	\$ 5,486.49	
Outstanding Checks	73,196.39-	
Adjustments	0.33	
Outstanding Vision Credit 0.33		

Total Adjustments to Bank Balance		67,709.57-
Investments:		
Treasury Bonds and Notes	\$ 0.00	
Certificate of Deposits	0.00	
Other Securities	0.00	
Other Investments:		

Total Investments		0.00
Cash on Hand:		
Petty Cash:		
TREASURER'S OFFICE	\$ 100.00	
HIGH SCHOOL	50.00	
JUNIOR HIGH SCHOOL	50.00	
EASTERN, CENTRAL, WESTERN	150.00	
Change Cash:		
ATHLETIC CHANGE	\$ 3,000.00	
CAFETERIA CHANGE	440.00	
CENTRAL ELEMENTARY	100.00	
JUNIOR HIGH SCHOOL	100.00	
Cash with Fiscal Agent	0.00	

Total Cash on Hand		3,990.00

Total Balances		\$ 10,137,297.18
		=====
Total Fund Balance		\$ 10,137,297.18
		=====
Depository Clearance Accounts:		

Total Clearance Account Balances		\$ 0.00

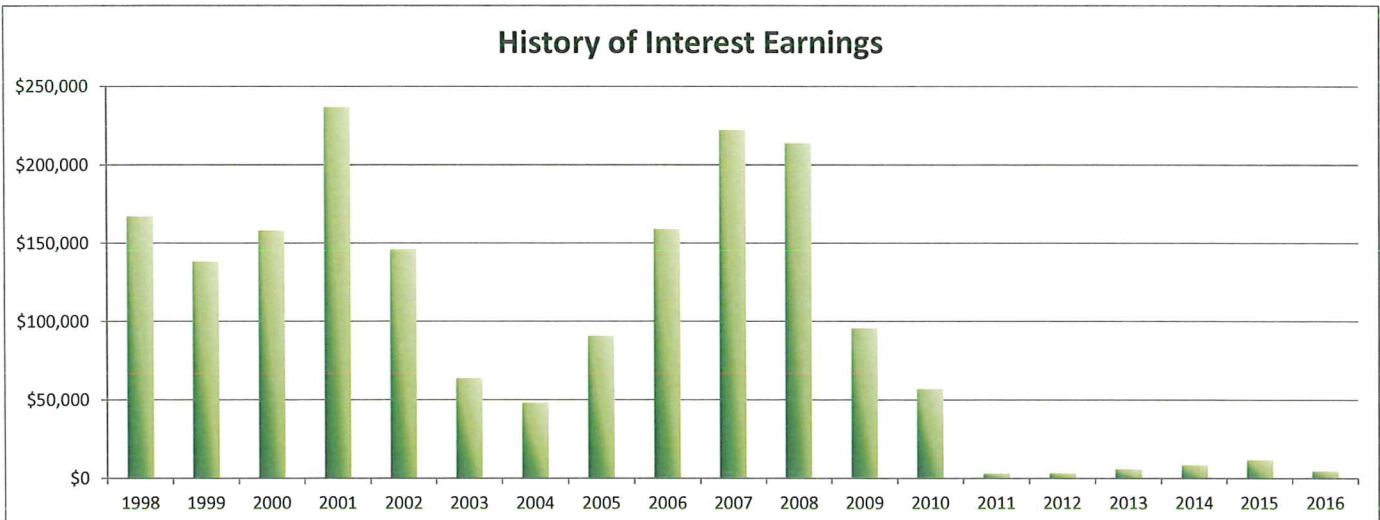
Jason D. Zilinski

LEXINGTON LOCAL SCHOOLS
INVESTMENT REPORT FOR THE MONTH ENDING
September 30, 2015

INTEREST EARNED:	THIS MONTH	FISCAL YEAR TO DATE
Richland Bank, General Sweep	\$434.46	\$1,403.27
Richland Bank, General MMA	\$987.04	\$2,801.80
Richland Bank, Anthem Sweep	\$99.80	\$260.02
Star Ohio	\$0.00	\$0.00
Certificates of Deposit	\$0.00	\$0.00
Bonds and other types of investments	\$0.00	\$0.00
TOTAL INTEREST RECEIVED	\$1,521.30	\$4,465.09

History of Interest Earnings	Fiscal Year	Interest Earnings
	1998	\$ 167,057.52
	1999	\$ 138,113.69
	2000	\$ 157,991.72
	2001	\$ 236,839.79
	2002	\$ 146,052.34
	2003	\$ 63,712.36
	2004	\$ 47,970.95
	2005	\$ 90,719.94
	2006	\$ 158,724.51
	2007	\$ 221,998.86
	2008	\$ 213,660.34
	2009	\$ 95,639.63
	2010	\$ 56,860.22
	2011	\$ 3,001.78
	2012	\$ 3,090.00
	2013	\$ 5,758.97
	2014	\$ 8,349.92
	2015	\$ 11,765.22
FISCAL Year To Date	2016	\$4,465.09

Total Interest Earnings 1998 to Present \$ 1,831,772.85



Processing Month: September 2015

(FINSUM)

LEXINGTON LOCAL SCHOOLS

Fnd	Sec	Description	Beginning Balance	MTD Revenues	FYTD Revenues	MTD Expenditures	FYTD Expenditures	Current Available Balance
001	0000	GENERAL FUND	6,999,704.42	937,208.73	7,564,983.83	1,732,824.15	5,361,563.86	9,203,124.39
001	9412	GENERAL BUDGET RESERVE SE	87,928.97	.00	.00	.00	.00	87,928.97
002	0000	BOND RETIREMENT FUND	1,925.89	.00	.00	.00	.00	1,925.89
003	0000	PERMANENT IMPROVEMENT FUN	123,637.56	2,847.39	464,884.38	172,422.02	683,361.31	94,839.37-
006	0000	FOOD SERVICE FUND	3,706.85	46,684.70	71,472.61	86,856.59	169,129.69	93,950.23-
007	9800	TERRY McCAMMON SCHOLARSHI	13,547.57	2.08	5.87	.00	.00	13,553.44
007	9801	MINUTEMAN ALUMNI SCHOLARS	1,989.92	.31	.87	.00	.00	1,990.79
018	9100	HIGH SCHOOL PRINCIPAL'S F	1,867.56	432.06	1,257.91	45.00	118.00	3,007.47
018	9200	JUNIOR HIGH PRINCIPAL'S F	1,325.70	17.40	4,343.40	79.00	113.00	5,556.10
018	9300	EASTERN PRINCIPAL'S FUND	5,383.25	39.04	39.04	483.93	901.93	4,520.36
018	9301	EASTERN ELEMENTARY BOOKFA	10,877.71	.00	.00	.00	.00	10,877.71
018	9400	CENTRAL PRINCIPAL'S FUND	8,954.93	364.96	806.46	397.01	671.80	9,089.59
018	9401	CENTRAL ELEMENTARY BOOKFA	3,602.70	.00	.00	169.64	169.64	3,433.06
018	9402	CENTRAL ELEMENTARY ART	739.00	.00	.00	.00	.00	739.00
018	9500	WESTERN PRINCIPAL'S FUND	6,687.68	953.90	2,170.90	.00	74.75	8,783.83
018	9501	WESTERN ELEMENTARY BOOKFA	193.41	.00	.00	.00	.00	193.41
018	9503	WESTERN ELEMENTARY ART	402.42	.00	.00	.00	.00	402.42
018	9901	JUNIOR HIGH TEACHER ADVIS	109.25	.00	.00	.00	.00	109.25
019	9001	ACADEMIC BOOSTERS GRANTS	1,768.54	.00	.00	.00	500.00	1,268.54
019	9121	CENTRAL ELEMENTARY PTO GR	1,108.72	15.23	39.25	.00	424.39	723.58
019	9122	EASTERN ELEMENTARY PTO GR	3,345.07	15.23	39.25	864.00	1,280.00	2,104.32
019	9123	WESTERN ELEMENTARY PTO GR	3,825.47	15.23	39.25	.00	2,127.33	1,737.39
019	9200	RICHLAND COUNTY FOUNDATIO	1,932.00	.00	.00	.00	.00	1,932.00
019	9202	RICHLAND COUNTY FOUNDATIO	113.55	.00	.00	.00	.00	113.55
019	9204	RICHLAND COUNTY FOUNDATIO	.42	.00	.00	.00	.00	.42
019	9205	RICHLAND CD FOUNDATION GR	.00	1,351.00	1,351.00	.00	.00	1,351.00
019	9206	RICHLAND CD FOUNDATION GR	.00	890.54	890.54	.00	.00	890.54
019	9207	RICHLAND CD FOUNDATION-SC	.00	1,104.56	1,104.56	.00	.00	1,104.56
022	9601	OHSAA TOURNAMENT AGENCY F	492.52	.00	236.13	.00	728.65	.00
024	0000	EMPLOYEE BENEFITS FUND FO	611,968.03	312,542.47	925,882.67	397,078.51	673,294.83	864,555.87
200	9101	HIGH SCHOOL ART CLUB	93.76	.00	.00	.00	.00	93.76
200	9102	HIGH SCHOOL DRAMA CLUB	7,120.83	.00	.00	15.10	15.10	7,105.73
200	9103	HIGH SCHOOL MATH CLUB	52.70	.00	.00	.00	.00	52.70
200	9104	HIGH SCHOOL LEADERSHIP CO	344.37	.00	.00	.00	.00	344.37
200	9105	HIGH SCHOOL FRENCH CLUB	122.07	35.00	35.00	.00	.00	157.07
200	9107	HIGH SCHOOL SPANISH CLUB	418.76	1,000.00	1,000.00	.00	.00	1,418.76
200	9108	HIGH SCHOOL LED CLUB	3,733.76	204.40	204.40	.00	.00	3,938.16
200	9114	HIGH SCHOOL STUDENT COUNC	2,947.71	.00	.00	.00	.00	2,947.71
200	9115	HIGH SCHOOL KEY CLUB	1,293.71	.00	.00	.00	.00	1,293.71
200	9116	HIGH SCHOOL CHESS CLUB	205.00	.00	.00	.00	25.00	180.00
200	9119	HIGH SCHOOL YEARBOOK FUND	45,347.95	5,095.00	5,095.00	.00	10,606.00	39,836.95
200	9120	HIGH SCHOOL JOURNALISM FU	1,089.44	.00	.00	.00	.00	1,089.44
200	9121	HIGH SCHOOL NATIONAL HOND	2,018.48	.00	.00	.00	742.50	1,275.98
200	9160	HIGH SCHOOL GERMAN CLUB	45.00	.00	.00	.00	.00	45.00
200	9201	JUNIOR HIGH ART CLUB	113.99	.00	.00	.00	.00	113.99
200	9204	JUNIOR HIGH STUDENT COUNC	590.61	.00	.00	.00	.00	590.61

Processing Month: September 2015

(FINSUM)

LEXINGTON LOCAL SCHOOLS

Fnd	Sec	Description	Beginning Balance	MTD Revenues	FYTD Revenues	MTD Expenditures	FYTD Expenditures	Current Available Balance
200	9205	JUNIOR HIGH LIBRARY CLUB	77.65	.00	.00	.00	.00	77.65
200	9301	EASTERN ELEMENTARY STUDEN	447.37	.00	.00	.00	.00	447.37
200	9401	CENTRAL ELEMENTARY STUDEN	382.69	.00	.00	.00	.00	382.69
200	9611	HIGH SCHOOL INFORMED TEEN	788.63	.00	.00	.00	.00	788.63
200	9612	JUNIOR HIGH INFORMED TEEN	48.62	.00	.00	.00	.00	48.62
300	9115	JAZZ BAND	1,328.94	.00	.00	.00	.00	1,328.94
300	9116	CHOIR	1,144.96	.00	.00	.00	.00	1,144.96
300	9206	JUNIOR HIGH PHYS ED DEPAR	1,826.59	290.00	290.00	.00	909.02	1,207.57
300	9210	JR HIGH INSTRUMENTAL	41.03	.00	.00	.00	.00	41.03
300	9600	ATHLETIC FUND	629.55	31,392.00	94,401.75	43,071.49	56,058.71	38,972.59
300	9602	ORCHESTRA	63.22	.00	.00	.00	.00	63.22
300	9603	ELEMENTARY MUSIC	1,139.88	.00	.00	.00	.00	1,139.88
300	9605	BAND	232.95	.00	.00	.00	.00	232.95
499	9101	STATE GRANT 2001 READING	634.91	.00	.00	.00	.00	634.91
516	9015	IDEA-B SPECIAL EDUCATION	92.77	2,607.94	38,160.00	342.35	38,252.77	.00
516	9016	IDEA-B SPECIAL EDUCATION	.00	41,051.36	41,051.36	36,245.15	46,600.68	5,549.32
572	9015	TITLE I FY15	8,591.36	1,262.85	30,979.76	.00	39,571.12	.00
572	9016	TITLE I FY16	.00	22,950.61	22,950.61	21,023.09	23,310.42	359.81
587	9015	EARLY CHILDHOOD SPECIAL E	1,835.43	.00	.00	.00	1,835.43	.00
590	9016	TITLE II-A IMPROVING TEAC	.00	.00	.00	6,016.49	6,016.49	6,016.49
599	9015	CHILD NUTRITION - TEAM NU	.00	.00	1,200.00	.00	1,200.00	.00
Grand Total All Funds			7,981,983.80	1,410,373.99	9274,915.80	2,497,933.52	7119,602.42	10137,297.18
Total Invested Funds			.00					

DATE: 10/01/2015
TIME: 16:24:53OHIO DEPARTMENT OF EDUCATION - OFFICE OF SCHOOL MANAGEMENT ASSISTANCE
ANNUAL SPENDING PLAN (CURRENT OPERATION - GENERAL FUND ONLY - O.R.C. 5705.391)

PAGE: 1

SCHOOL DISTRICT: LEXINGTON LOCAL SCHOOLS

IRN # 049437

COUNTY: RICHLAND

FISCAL YEAR: 2016 MONTH: 09

	MONTHLY ESTIMATE	MONTHLY ACTUAL	MONTHLY DIFFERENCE	FISCAL YTD ESTIMATE	FISCAL YTD ACTUAL	FISCAL YTD DIFFERENCE
REVENUES						
01.010 General Property (Real Estate)	0	6,419	6,419	4,733,850	4,629,661	104,189-
01.020 Tangible Personal Property Tax	0	0	0	195,000	201,165	6,165
01.030 Income Tax	0	0	0	0	0	0
01.035 Unrestricted Grants-in-Aid	800,000	809,662	9,662	2,400,000	2,497,117	97,117
01.040 Restricted Grants-in-Aid	4,808	4,531	277-	11,734	13,022	1,288
01.045 Restricted Grants-in-Aid - SFSF	0	0	0	0	0	0
01.050 Property Tax Allocation	52,000	49,254	2,746-	52,000	49,254	2,746-
01.060 All Other Operating Revenue	20,000	19,594	406-	97,073	124,096	27,023
01.070 Total Revenue	876,808	889,460	12,652	7,489,657	7,514,335	24,678
OTHER FINANCING SOURCES						
02.010 Proceeds from Sale of Notes	0	0	0	0	0	0
02.020 State Emergency Loans & Advancements (Approved)	0	0	0	0	0	0
02.040 Operating Transfers-In	0	0	0	0	0	0
02.050 Advances-In	0	0	0	0	2,900	2,900
02.060 All Other Financing Sources	5,000	47,748	42,748	23,085	47,748	24,663
02.070 Total Other Financing Sources	5,000	47,748	42,748	23,085	50,648	27,563
02.080 Total Revenues and Other Financing Sources	881,808	937,208	55,400	7,512,742	7,564,983	52,241
EXPENDITURES						
03.010 Personal Services	985,000	978,511	6,489-	2,915,659	2,813,154	102,505-
03.020 Employees' Retirement/Insurance Benefits	450,000	457,460	7,460	1,350,000	1,286,377	63,623-
03.030 Purchased Services	290,000	194,563	95,437-	755,000	645,469	109,531-
03.040 Supplies and Materials	125,000	96,820	28,180-	265,000	307,944	42,944
03.050 Capital Outlay	3,000	3,831	831	5,000	11,237	6,237
03.060 Intergovernmental	0	0	0	0	0	0
04.010 Debt Services: All Principal (Historical)	0	0	0	0	0	0
04.020 Debt Services: Principal - Notes	0	0	0	0	0	0
04.030 Debt Services: Principal - State Loans	0	0	0	0	0	0
04.040 Debt Services: Principal - State Advancements	0	0	0	0	0	0
04.050 Debt Services: Principal - HB 264 Loans	0	0	0	0	0	0
04.055 Debt Services: Principal - Other	0	0	0	0	0	0
04.060 Debt Services: Interest and Fiscal Charges	0	0	0	0	0	0
04.300 Other Objects	1,500	1,638	138	106,500	97,382	9,118-
04.500 Total Expenditures	1,854,500	1,732,823	121,677-	5,397,159	5,161,563	235,596-
OTHER FINANCING USES						
05.010 Operating Transfers - Out	0	0	0	0	0	0
05.020 Advances - Out	0	0	0	0	200,000	200,000
05.030 All Other Financing Uses	0	0	0	0	0	0
05.040 Total Other Financing Uses	0	0	0	0	200,000	200,000
05.050 Total Expenditure and Other Financing Uses	1,854,500	1,732,823	121,677-	5,397,159	5,361,563	35,596-
06.010 Excess Rev & Oth Financing Sources over (under) Exp &	972,692-	795,615-	177,077	2,115,583	2,203,420	87,837
07.010 Beginning Cash Balance	10,175,905	10,086,668	89,237-	7,087,630	7,087,633	3
07.020 Ending Cash Balance	9,203,213	9,291,053	87,840	9,203,213	9,291,053	87,840
08.010 Outstanding Encumbrances	1,850,000	1,740,218	109,782-	1,850,000	1,740,218	109,782-

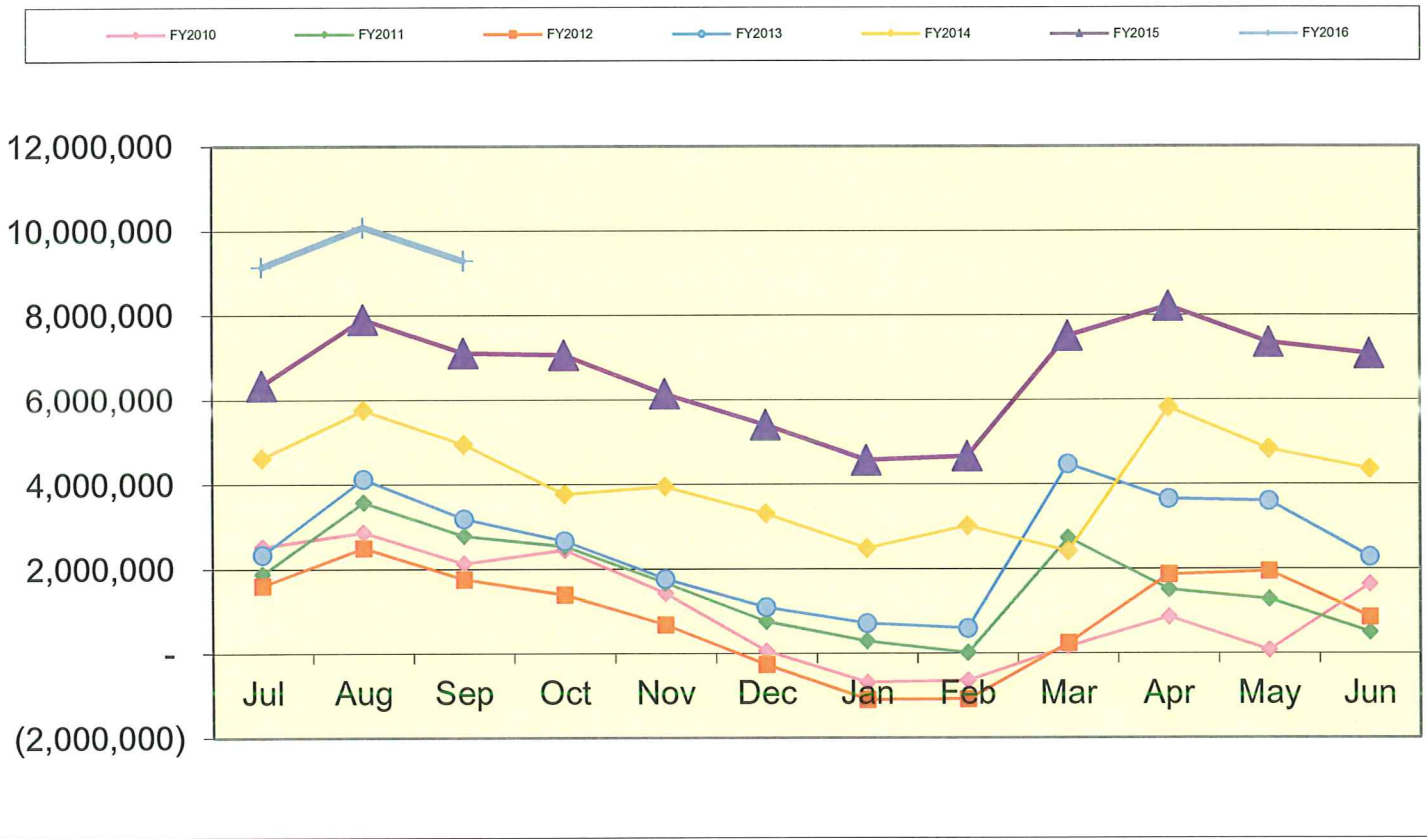
SCHOOL DISTRICT: LEXINGTON LOCAL SCHOOLS IRN # 049437 COUNTY: RICHLAND FISCAL YEAR: 2016 QUARTER: 1

	QUARTERLY ESTIMATE	QUARTERLY ACTUAL	QUARTERLY DIFFERENCE	FISCAL YTD ESTIMATE	FISCAL YTD ACTUAL	FISCAL YTD DIFFERENCE
REVENUES						
01.010 General Property (Real Estate)	4,733,850	4,629,661	104,189-	4,733,850	4,629,661	104,189-
01.020 Tangible Personal Property Tax	195,000	201,185	6,185	195,000	201,185	6,185
01.030 Income Tax	0	0	0	0	0	0
01.035 Unrestricted Grants-in-Aid	2,400,000	2,497,117	97,117	2,400,000	2,497,117	97,117
01.040 Restricted Grants-in-Aid	11,734	13,022	1,288	11,734	13,022	1,288
01.045 Restricted Grants-in-Aid - SFSF	0	0	0	0	0	0
01.050 Property Tax Allocation	52,000	49,254	2,746-	52,000	49,254	2,746-
01.060 All Other Operating Revenue	97,073	124,096	27,023	97,073	124,096	27,023
01.070 Total Revenue	7,489,657	7,514,335	24,678	7,489,657	7,514,335	24,678
OTHER FINANCING SOURCES						
02.010 Proceeds from Sale of Notes	0	0	0	0	0	0
02.020 State Emergency Loans & Advancements (Approved)	0	0	0	0	0	0
02.040 Operating Transfers-In	0	0	0	0	0	0
02.050 Advances-In	0	2,900	2,900	0	2,900	2,900
02.060 All Other Financing Sources	23,085	47,748	24,663	23,085	47,748	24,663
02.070 Total Other Financing Sources	23,085	50,648	27,563	23,085	50,648	27,563
02.080 Total Revenues and Other Financing Sources	7,512,742	7,564,983	52,241	7,512,742	7,564,983	52,241
EXPENDITURES						
03.010 Personal Services	2,915,659	2,813,154	102,505-	2,915,659	2,813,154	102,505-
03.020 Employees' Retirement/Insurance Benefits	1,350,000	1,286,377	63,623-	1,350,000	1,286,377	63,623-
03.030 Purchased Services	755,000	645,469	109,531-	755,000	645,469	109,531-
03.040 Supplies and Materials	265,000	307,944	42,944	265,000	307,944	42,944
03.050 Capital Outlay	5,000	11,237	6,237	5,000	11,237	6,237
03.060 Intergovernmental	0	0	0	0	0	0
04.010 Debt Service: All Principal (Historical)	0	0	0	0	0	0
04.020 Debt Service: Principal - Notes	0	0	0	0	0	0
04.030 Debt Service: Principal - State Loans	0	0	0	0	0	0
04.040 Debt Service: Principal - State Advancements	0	0	0	0	0	0
04.050 Debt Service: Principal - HB 264 Loans	0	0	0	0	0	0
04.055 Debt Service: Principal - Other	0	0	0	0	0	0
04.060 Debt Services: Interest and Fiscal Charges	0	0	0	0	0	0
04.300 Other Objects	106,500	97,382	9,118-	106,500	97,382	9,118-
04.500 Total Expenditures	5,397,159	5,161,563	235,596-	5,397,159	5,161,563	235,596-
OTHER FINANCING USES						
05.010 Operating Transfers - Out	0	0	0	0	0	0
05.020 Advances - Out	0	200,000	200,000	0	200,000	200,000
05.030 All Other Financing Uses	0	0	0	0	0	0
05.040 Total Other Financing Uses	0	200,000	200,000	0	200,000	200,000
05.050 Total Expenditure and Other Financing Uses	5,397,159	5,361,563	35,596-	5,397,159	5,361,563	35,596-
06.010 Excess Rev & Oth Financing Sources over(under) Exp &	2,115,583	2,203,420	87,837	2,115,583	2,203,420	87,837
07.010 Beginning Cash Balance	7,087,630	7,087,633	3	7,087,630	7,087,633	3
07.020 Ending Cash Balance	9,203,213	9,291,053	87,840	9,203,213	9,291,053	87,840
08.010 Outstanding Encumbrances	1,850,000	1,740,218	109,782-	1,850,000	1,740,218	109,782-

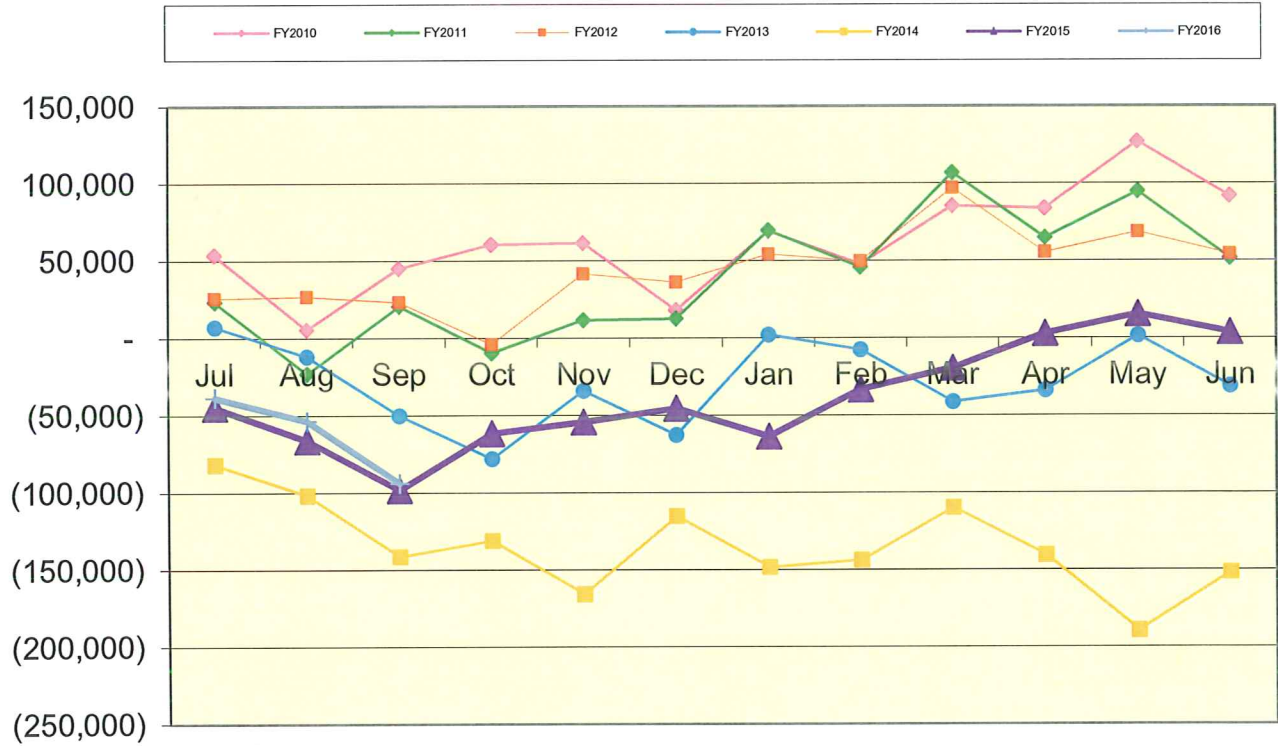
**LEXINGTON LOCAL SCHOOL DISTRICT
GENERAL FUND ONLY 2015-16
SUMMARY OF RECEIPTS AND EXPENDITURES - FIVE YEAR FORECAST FORMAT**

LINE 7.010	BEGINNING CASH BALANCE		\$	7,087,633		
	9/30/2015	FISCAL	FISCAL	FISCAL	VARIANCE	PERCENT
		YEAR TO DATE	YEAR TO DATE	YEAR TO DATE	Estimate vs.	of
		Estimate	Actual	Actual	Actual	VARIANCE
	REVENUES					
LINE 1.010	Real Estate Tax	\$ 4,733,850	\$ 4,629,661		(\$104,189)	-2.20%
LINE 1.020	Personal Property Tax	\$ 195,000	\$ 201,185		\$6,185	3.17%
LINE 1.030	Income Tax	\$ -	\$ -		\$0	
LINE 1.035	State Funding	\$ 2,400,000	\$ 2,497,117		\$97,117	4.05%
LINE 1.040	Career Tech / Economic Disadv.	\$ 11,734	\$ 13,022		\$1,288	10.98%
LINE 1.050	Property Tax Allocation	\$ 52,000	\$ 49,254		(\$2,746)	-5.28%
LINE 1.060	Other Operating Revenue	\$ 97,073	\$ 124,096		\$27,023	27.84%
LINE 1.070	TOTAL REVENUE	\$ 7,489,657	\$ 7,514,335		\$24,678	0.33%
			\$ -			
LINE 2.01	Proceeds from Notes	\$ -	\$ -		\$0	
LINE 2.04	Transfers In	\$ -	\$ -		\$0	
LINE 2.050	Advances In	\$ -	\$ 2,900		\$2,900	#DIV/0!
LINE 2.060	Other Financing Sources	\$ 23,085	\$ 47,748		\$24,663	106.84%
LINE 2.070	TOTAL OTHER SOURCES	\$ 23,085	\$ 50,648		\$27,563	119.40%
LINE 2.080	TOTAL REVENUES & Sources	\$ 7,512,742	\$ 7,564,983		\$52,241	0.70%
	EXPENSES					
LINE 3.010	Salaries	\$ 2,915,659	\$ 2,813,154		\$102,505	3.52%
LINE 3.020	Retirement and Benefits	\$ 1,350,000	\$ 1,286,377		\$63,623	4.71%
LINE 3.030	Purchased Services	\$ 755,000	\$ 645,469		\$109,531	14.51%
LINE 3.040	Supplies and Materials	\$ 265,000	\$ 307,944		(\$42,944)	-16.21%
LINE 3.050	Capital Outlay and Equipment	\$ 5,000	\$ 11,237		(\$6,237)	-124.74%
LINE 3.06	INTERGOVERNMENTAL	\$ -	\$ -		\$0	
LINE 4.020	DEBT SERVICE - Notes	\$ -	\$ -		\$0	
LINE 4.060	DEBT SERVICE - Interest charges	\$ -	\$ -		\$0	
LINE 4.300	Other Objects	\$ 106,500	\$ 97,382		\$9,118	8.56%
LINE 4.500	TOTAL EXPENDITURES	\$ 5,397,159	\$ 5,161,563		\$235,596	4.37%
			\$ -			
LINE 5.00	TRANSFERS OUT	\$ -	\$ -		\$0	
LINE 5.02	ADVANCES OUT	\$ -	\$ 200,000		(\$200,000)	
LINE 5.03	ALL OTHER USES	\$ -	\$ -		\$0	
LINE 5.040	TOTAL OTHER USES	\$ -	\$ 200,000		(\$200,000)	
LINE 5.050	TOTAL EXPENDITURES & USES	\$ 5,397,159	\$ 5,361,563		\$35,596	0.66%
		Estimate	Actual		Variance	
LINE 6.010	REVENUES OVER EXPENSES	\$ 2,115,583	\$ 2,203,420		\$87,837	
LINE 7.020	ENDING CASH BALANCE	\$ 9,203,216	\$ 9,291,053		\$87,837	
	Less Reserves	\$ (87,929)	\$ (87,929)		\$ -	
LINE 8.010	Less Outstanding Encumbrances	\$ (1,850,000)	\$ (1,740,218)		\$ 109,782	-5.93%
LINE 15.010	Unreserved Fund Balance	\$ 7,265,287	\$ 7,462,906		\$197,619	2.72%
		Estimate	Actual		Benchmark Yr. End	
	Salaries/Benefits as % of Revenue	57.0%	54.6%		80.1% or below	
	True Days Cash - Calendar Days on which can operate	124	128		60 or above	

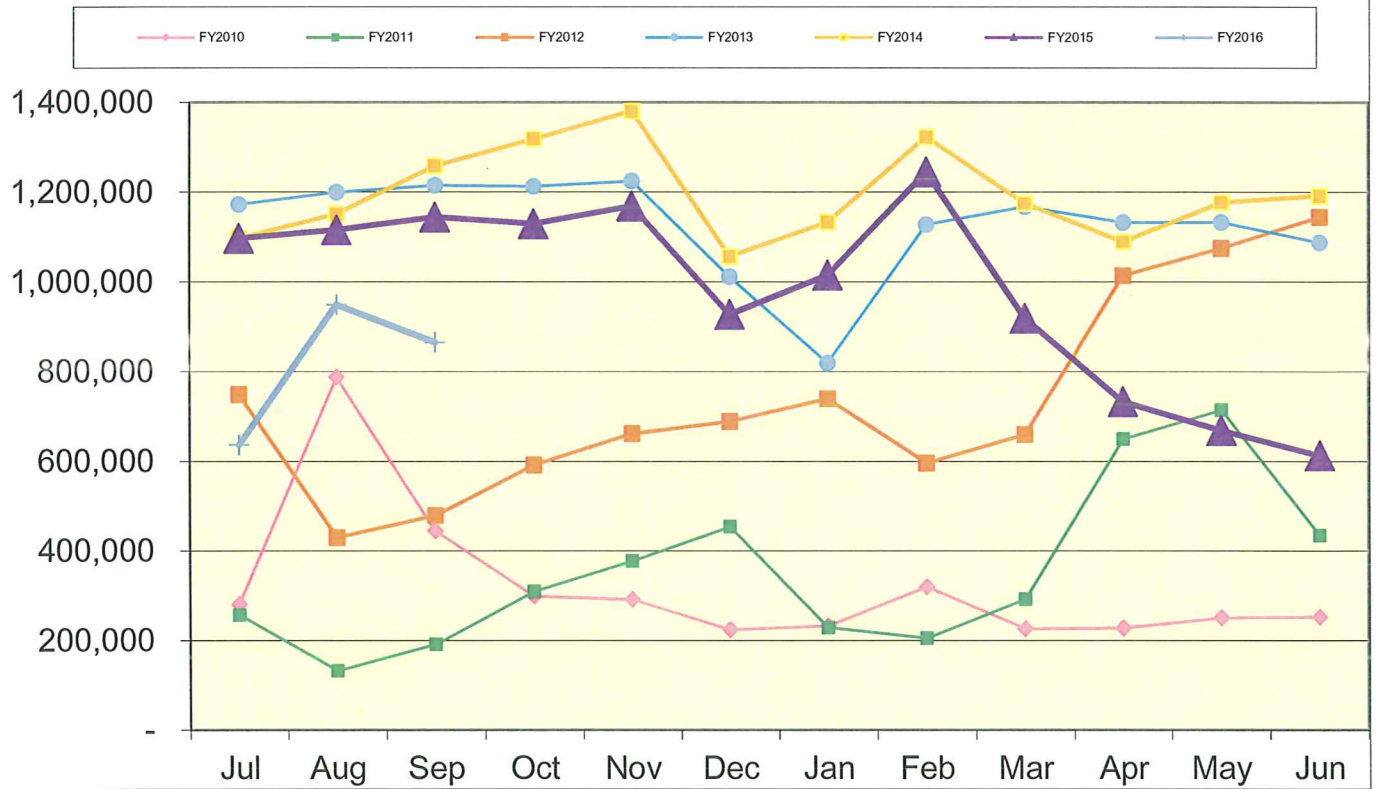
Lexington Local Schools General Fund Cash Balance



Lexington Local Schools Food Service Fund Cash Balance



Lexington Local Schools Employee Benefits Fund Cash Balance



Lexington Local Schools

**Permanent Improvement Fund
9/30/2015**

	Budgeted Amount	Actual Fiscal Year Expended	Current Encumbrances	Expenses / Encumbrances Over/Under Estimate	Remaining Estimated PI Project Costs
Instruction and Administration					
Eastern Guided Reading Books	\$ 5,747.88	\$ 5,747.88	\$ -	\$0.00	\$0.00
Eastern Textbooks	\$ 8,236.25	\$ 8,599.60	\$ -	(\$363.35)	\$0.00
HS Textbooks/Microscopes	\$ 39,902.12	\$ 25,465.65	\$ 19,015.54	(\$4,579.07)	\$0.00
Western Reading Books	\$ 10,029.15	\$ 1,652.22	\$ 6,830.50	\$1,546.43	\$1,546.43
Classroom Carpet & Book Storage Units (Western/Central)	\$ 563.70	\$ 571.65	\$ -	(\$7.95)	\$0.00
Central, Western, Eastern Jacobs Ladder Teacher Texts	\$ 966.90	\$ 966.80	\$ -	\$0.10	\$0.00
Eastern Spelling Teacher Texts	\$ 470.44	\$ 465.91	\$ -	\$4.53	\$0.00
Western White Boards	\$ 1,645.00	\$ 1,645.00	\$ -	\$0.00	\$0.00
Western PE Equipment	\$ 3,162.32	\$ 1,084.76	\$ 1,803.55	\$274.01	\$0.00
Western PE Shed	\$ 752.43	\$ -	\$ 752.43	\$0.00	\$0.00
JH PE Equipment	\$ 769.96	\$ 741.20	\$ -	\$28.76	\$0.00
Western Shredder	\$ 260.99	\$ 226.19	\$ 34.80	\$0.00	\$0.00
AED Units (District-Wide)	\$ 5,469.33	\$ 4,630.20	\$ 1,226.80	(\$387.67)	\$0.00
Elementary Music Speakers (Eastern)	\$ 924.00	\$ 939.85	\$ -	(\$15.85)	\$0.00
JH/HS music instruments and equipment	\$ 27,063.96	\$ 26,151.96	\$ 1,222.00	(\$310.00)	\$0.00
Eastern Playground Equipment	\$ 3,622.60	\$ 3,622.60	\$ -	\$0.00	\$0.00
Eastern motion detector - 5th grade math/science	\$ 109.10	\$ 109.10	\$ -	\$0.00	\$0.00
Eastern activity tables/chairs	\$ 2,624.84	\$ -	\$ 2,624.84	\$0.00	\$0.00
Central Wall Fabric	\$ 80.34	\$ 80.34	\$ -	\$0.00	\$0.00
Western carpet for kindergarten rooms	\$ 7,065.00	\$ -	\$ 7,065.00	\$0.00	\$0.00

Maintenance					
Asphalt throughout District (Iberia)	\$ 34,249.00	\$ 34,249.00	\$ -	\$0.00	\$0.00
Concrete Projects	\$ 8,900.00	\$ 10,932.00	\$ -	(\$2,032.00)	\$0.00
Tractor Lease	\$ 9,708.04	\$ 9,708.04	\$ -	\$0.00	\$0.00
Eastern Bus Stop Project	\$ 3,000.00	\$ 2,290.00	\$ -	\$710.00	\$0.00
JH Entrance Awning	\$ 1,548.00	\$ 1,270.00	\$ -	\$278.00	\$0.00
Eastern Cafeteria Flooring	\$ 24,555.00	\$ -	\$ 24,555.00	\$0.00	\$0.00
HS Security Cameras	\$ 37,340.50	\$ 37,340.50	\$ -	\$0.00	\$0.00
Roof Repairs (Western/Eastern)	\$ 329,968.00	\$ 230,229.90	\$ 99,729.10	\$9.00	\$0.00
Water Softener (Western)	\$ 1,262.50	\$ -	\$ 1,262.50	\$0.00	\$0.00

Transportation					
New bus	\$ 91,985.00	\$ 91,985.00	\$ -	\$0.00	\$0.00

Technology					
Computers, servers, tech equip., etc.	\$ 180,000.00	\$ 147,876.51	\$ -	\$32,123.49	\$32,123.49

Food Service					
	\$ -	\$ -	\$ -	\$0.00	\$0.00

Athletics and Student Activities					
HS Tennis Court Repair/Resurfacing	\$ 18,869.00	\$ 18,869.00	\$ -	\$0.00	\$0.00
HS Soccer Field Light Pole	\$ 5,085.60	\$ 5,085.60	\$ -	\$0.00	\$0.00
HS Athletics Uniforms/Equipment	\$ 15,600.00	\$ 5,807.33	\$ 6,793.00	\$2,999.67	\$2,999.67

Fees					
Tax Collection Fees	\$ 14,500.00	\$ 5,017.52	\$ -	\$9,482.48	\$9,482.48

	Budgeted Amount	Actual Fiscal Year Expended	Current Encumbrances	Expenses / Encumbrances Over/Under Estimate	Remaining Estimated PI Project Costs
Totals	\$ 896,036.95	\$ 683,361.31	\$ 172,915.06	\$39,760.58	\$46,152.07
Total Budgeted Plus Return to Gen. Fund	\$ 896,036.95				

Actual Cash Balance 7/1/15	\$ 123,637.56
Revenues FY16 - Taxes from levy	\$ 264,884.38
Revenues FY16 - Advance from General Fund	\$ 200,000.00
Expenditures FY16	(\$ 683,361.31)
Current Cash Balance	(\$94,839.37)
Current Encumbrances	\$ (172,915.06)
Available Balance	(\$267,754.43)

Remaining Estimated Revenues FY16 - Taxes from levy	\$ 335,115.62
Less: Remaining Estimated PI Project Costs	\$ (46,152.07)
6/30/16 Estimated Unencumbered Carryover	\$ 21,209.12

Lexington Local Schools

Food Service Fund 2015-16 vs. 2014-2015 vs. 2013-2014

							Beginning Balance 7/1/15	\$ 3,707
2015-2016 Through 9/30/15								
Revenues	District-Wide	High School	Junior High	Eastern	Central	Western	Total	
Student Type A, Ezpay, Misc	\$ -	\$ 22,400	\$ 7,190	\$ 8,177	\$ 5,749	\$ 6,311	\$ 49,827	
Student Break, Milk & A La Carte	\$ -	\$ 9,661	\$ 2,465	\$ 1,372	\$ 981	\$ 696	\$ 15,175	
Adult & Misc revenues	\$ 5,126	\$ 652	\$ 295	\$ 228	\$ 124	\$ 46	\$ 6,471	
State Reimb	\$ -	\$ -	\$ -	\$ -	\$ -	\$ -	\$ -	
Federal Reimb	\$ -	\$ -	\$ -	\$ -	\$ -	\$ -	\$ -	
Total Revenues	\$ 5,126	\$ 32,713	\$ 9,950	\$ 9,777	\$ 6,854	\$ 7,053	\$ 71,473	
Expenses								
Wages	\$ 11,326	\$ 24,279	\$ 14,614	\$ 10,620	\$ 7,723	\$ 7,865	\$ 76,427	
Severance	\$ -	\$ -	\$ -	\$ -	\$ -	\$ -	\$ -	
Retirement	\$ 2,702	\$ 10,126	\$ 3,176	\$ 3,730	\$ 3,502	\$ 3,321	\$ 26,557	
Medical	\$ 5,441	\$ 9,835	\$ 6,971	\$ 6,557	\$ -	\$ -	\$ 28,804	
Life, Dent, MC, WC	\$ 311	\$ 776	\$ 539	\$ 349	\$ 125	\$ 109	\$ 2,209	
Purch Serv, Repairs, Phone, Postz	\$ 1,039	\$ 1,042	\$ 629	\$ 588	\$ 588	\$ 588	\$ 4,474	
Supplies	\$ 729	\$ -	\$ -	\$ -	\$ -	\$ -	\$ 729	
Food Costs	\$ -	\$ 14,217	\$ 5,461	\$ 7,519	\$ 1,607	\$ 1,126	\$ 29,930	
Equipment	\$ -	\$ -	\$ -	\$ -	\$ -	\$ -	\$ -	
Other Costs	\$ -	\$ -	\$ -	\$ -	\$ -	\$ -	\$ -	
Total Expenses	\$ 21,548	\$ 60,275	\$ 31,390	\$ 29,363	\$ 13,545	\$ 13,009	\$ 169,130	
Net Gain (Loss)	\$ (16,422)	\$ (27,562)	\$ (21,440)	\$ (19,586)	\$ (6,691)	\$ (5,956)	\$ (97,657)	
							Ending Cash Balance 9/30/15	\$ (93,950)

							Beginning Balance 7/1/14	\$ 842
2014-2015 Through 9/30/14								
Revenues	District-Wide	High School	Junior High	Eastern	Central	Western	Total	
Student Type A, Ezpay, Misc	\$ -	\$ 26,567	\$ 10,686	\$ 11,423	\$ 7,850	\$ 5,419	\$ 61,945	
Student Break, Milk & A La Carte	\$ -	\$ 11,906	\$ 3,393	\$ 919	\$ 659	\$ 556	\$ 17,433	
Adult & Misc revenues	\$ -	\$ 456	\$ 291	\$ 186	\$ 135	\$ 22	\$ 1,090	
State Reimb	\$ -	\$ -	\$ -	\$ -	\$ -	\$ -	\$ -	
Federal Reimb	\$ -	\$ -	\$ -	\$ -	\$ -	\$ -	\$ -	
Total Revenues	\$ -	\$ 38,929	\$ 14,370	\$ 12,528	\$ 8,644	\$ 5,997	\$ 80,468	
Expenses								
Wages	\$ 11,032	\$ 29,590	\$ 14,622	\$ 12,546	\$ 4,321	\$ 10,389	\$ 82,500	
Severance	\$ -	\$ -	\$ -	\$ -	\$ -	\$ -	\$ -	
Retirement	\$ 3,106	\$ 14,148	\$ 5,810	\$ 5,901	\$ 4,337	\$ 3,989	\$ 37,291	
Medical	\$ 5,298	\$ 11,706	\$ 4,660	\$ 6,385	\$ 3,192	\$ 2,128	\$ 33,369	
Life, Dent, MC, WC	\$ 291	\$ 822	\$ 466	\$ 375	\$ 152	\$ 201	\$ 2,307	
Purch Serv, Repairs, Phone, Postz	\$ 1,152	\$ 1,752	\$ 1,525	\$ 1,299	\$ 597	\$ 597	\$ 6,922	
Supplies	\$ 275	\$ -	\$ -	\$ -	\$ -	\$ -	\$ 275	
Food Costs	\$ -	\$ 7,368	\$ 3,152	\$ 5,237	\$ 568	\$ 602	\$ 16,927	
Equipment	\$ -	\$ -	\$ -	\$ -	\$ -	\$ -	\$ -	
Other Costs	\$ -	\$ -	\$ -	\$ -	\$ -	\$ -	\$ -	
Total Expenses	\$ 21,154	\$ 65,386	\$ 30,235	\$ 31,743	\$ 13,167	\$ 17,906	\$ 179,591	
Net Gain (Loss)	\$ (21,154)	\$ (26,457)	\$ (15,865)	\$ (19,215)	\$ (4,523)	\$ (11,909)	\$ (99,123)	
							Ending Cash Balance 9/30/14	\$ (98,281)

							Beginning Balance 7/1/13	\$ 959
2014-2015 Through 9/30/13								
Revenues	District-Wide	High School	Junior High	Eastern	Central	Western	Total	
Student Type A, Ezpay, Misc	\$ -	\$ 26,942	\$ 12,396	\$ 12,539	\$ 8,656	\$ 5,748	\$ 66,281	
Student Break, Milk & A La Carte	\$ -	\$ 10,604	\$ 3,485	\$ 1,353	\$ 974	\$ 476	\$ 16,892	
Adult & Misc revenues	\$ 5,581	\$ 439	\$ 265	\$ 161	\$ 239	\$ 57	\$ 6,742	
State Reimb	\$ -	\$ -	\$ -	\$ -	\$ -	\$ -	\$ -	
Federal Reimb	\$ -	\$ -	\$ -	\$ -	\$ -	\$ -	\$ -	
Total Revenues	\$ 5,581	\$ 37,985	\$ 16,146	\$ 14,053	\$ 9,869	\$ 6,281	\$ 89,915	
Expenses								
Wages	\$ 11,063	\$ 31,981	\$ 16,619	\$ 14,252	\$ 14,550	\$ 9,411	\$ 97,876	
Severance	\$ -	\$ -	\$ -	\$ -	\$ -	\$ -	\$ -	
Retirement	\$ 2,627	\$ 14,643	\$ 5,348	\$ 5,141	\$ 4,779	\$ 3,094	\$ 35,632	
Medical	\$ 3,658	\$ 15,241	\$ 4,449	\$ 6,096	\$ 4,449	\$ 3,048	\$ 36,941	
Life, Dent, MC, WC	\$ 289	\$ 884	\$ 486	\$ 397	\$ 471	\$ 222	\$ 2,749	
Purch Serv, Repairs, Phone, Postz	\$ 1,015	\$ 935	\$ 750	\$ 312	\$ 565	\$ 839	\$ 4,416	
Supplies	\$ 422	\$ -	\$ -	\$ -	\$ -	\$ -	\$ 422	
Food Costs	\$ -	\$ 7,229	\$ 4,019	\$ 3,508	\$ 3,362	\$ 4,207	\$ 22,325	
Equipment	\$ -	\$ -	\$ -	\$ -	\$ -	\$ -	\$ -	
Other Costs	\$ -	\$ -	\$ -	\$ -	\$ -	\$ -	\$ -	
Total Expenses	\$ 19,074	\$ 70,913	\$ 31,671	\$ 29,706	\$ 28,176	\$ 20,821	\$ 200,361	
Net Gain (Loss)	\$ (13,493)	\$ (32,928)	\$ (15,525)	\$ (15,653)	\$ (18,307)	\$ (14,540)	\$ (110,446)	
							Ending Cash Balance 9/30/13	\$ (109,487)

Check#	Check Date	Org Sta	Vendor Paid	Check Amount	Status Date
074441	09/03/2015	W/R	ADVANCED BRAIN TECHNOLOGIES	1,823.85	09/28/2015
074442	09/03/2015	W/R	ALBERT GUARNIERI & CO., INC.	679.03	09/11/2015
074443	09/03/2015	W/R	AMERICAN VOLLEYBALL	80.00	09/15/2015
074444	09/03/2015	W/R	AWARDSMITH	431.00	09/17/2015
074445	09/03/2015	W/R	BSN SPORTS	1,210.00	09/14/2015
074446	09/03/2015	W/R	CARDINAL BUS SALES & SERVICE	183.65	09/11/2015
074447	09/03/2015	W/R	CHARLES RITTER CO.	136.10	09/11/2015
074448	09/03/2015	W/R	COLUMBUS PRO PERCUSSION, INC.	454.01	09/11/2015
074449	09/03/2015	W/R	COOLE SCHOOL	1,581.00	09/16/2015
074450	09/03/2015	W/R	BENSON, DENISE	528.30	09/10/2015
074451	09/03/2015	W/R	DYSLEXIA INSTITUTES OF AMERICA	1,000.00	09/21/2015
074452	09/03/2015	W/R	FLINN SCIENTIFIC, INC.	647.80	09/15/2015
074453	09/03/2015	W/R	GOPHER SPORTS	603.95	09/15/2015
074454	09/03/2015	W/R	GRAINGER	31.68	09/14/2015
074455	09/03/2015	W/R	HANDWRITING WITHOUT TEARS	285.53	09/14/2015
074456	09/03/2015	W/R	HARBOR FREIGHT TOOLS	253.61	09/14/2015
074457	09/03/2015	W/R	HELPING HANDS CENTER FOR	3,536.00	09/16/2015
074458	09/03/2015	W/R	HOUGHTON-MIFFLIN HARCOURT	122.88	09/11/2015
074459	09/03/2015	W/R	HOLT McDOUGAL	4,157.56	09/11/2015
074460	09/03/2015	W/R	J & B ACCOUSTICAL	237.12	09/10/2015
074461	09/03/2015	W/W	WYANT, JANELLE	675.00	
074462	09/03/2015	W/R	STRICKLER, JEFFREY	47.00	09/25/2015
074463	09/03/2015	W/R	KIMBALL MIDWEST	20.75	09/14/2015
074464	09/03/2015	W/R	LAKESHORE LEARNING MATERIALS	100.00	09/14/2015
074465	09/03/2015	W/R	LOWE'S HOME CENTER	217.97	09/14/2015
074466	09/03/2015	W/R	OCHI, MADOKA	971.90	09/14/2015
074467	09/03/2015	W/W	HAAS, MARY	55.06	
074468	09/03/2015	W/R	MID-OHIO ED. SERVICE CENTER	3,989.99	09/10/2015
074469	09/03/2015	W/R	MyPro Apparel, LLC	1,180.50	09/10/2015
074470	09/03/2015	W/W	NEW DIRECTIONS EAP, INC.	100.00	
074471	09/03/2015	W/R	OHIO CARDINAL CONFERENCE	2,700.00	09/14/2015
074472	09/03/2015	W/R	ONTARIO ATHLETIC DEPT.	550.00	09/15/2015
074473	09/03/2015	W/R	CONOVER, PAM	675.00	09/09/2015
074474	09/03/2015	W/R	PRO-ED	869.00	09/15/2015
074475	09/03/2015	W/R	LONG, RYAN	42.70	09/10/2015
074476	09/03/2015	W/R	S & S OPPORTUNITIES	79.94	09/16/2015
074477	09/03/2015	W/R	SCHOLASTIC CLASSROOM MAGAZINES	1,309.80	09/14/2015
074478	09/03/2015	W/R	SCHOLASTIC INC.	327.00	09/16/2015
074479	09/03/2015	W/R	SCHOOL EMPLOYEES RETIREMENT	53,975.70	09/11/2015
074480	09/03/2015	W/R	SCHOOL SPECIALTY INC.	7,976.68	09/11/2015
074481	09/03/2015	W/R	SHAR PRODUCTS CO	1,151.96	09/11/2015
074482	09/03/2015	W/R	SHERWIN-WILLIAMS	97.86	09/14/2015
074483	09/03/2015	W/R	SPORT-N-SHOES	110.00	09/10/2015
074484	09/03/2015	W/R	STANTON SHEET MUSIC	255.37	09/11/2015
074485	09/03/2015	W/R	STATE TEACHERS RETIREMENT	5,643.92	09/15/2015
074486	09/03/2015	W/R	McBRIDE, SUSAN	132.50	09/11/2015
074487	09/03/2015	W/R	THERAPRO, INC.	524.92	09/14/2015
074488	09/03/2015	W/R	TOTAL TENNIS INC.	18,869.00	09/14/2015
074489	09/03/2015	W/R	TREASURER, STATE OF OHIO	3,854.00	09/11/2015
074490	09/03/2015	W/R	VERNIER SOFTWARE & TECHNOLOGY	109.10	09/14/2015
074491	09/03/2015	W/R	WALKER BROTHERS LEXINGTON, LLC	78.00	09/14/2015
074492	09/03/2015	W/R	WESTBROOK COUNTRY CLUB	1,980.00	09/10/2015

Check#	Check Date	Org Sta	Vendor Paid	Check Amount	Status Date
074493	09/03/2015	W/R	YABLA INC.	536.50	09/14/2015
074494	09/03/2015	W/R	ZANER-BLOSER	250.69	09/11/2015
074495	09/08/2015	W/R	CARDINAL BUS SALES & SERVICE	91,985.00	09/09/2015
074496	09/09/2015	W/R	OHIO ASSOC. FOR COLLEGE	20.00	09/25/2015
074497	09/09/2015	W/R	BLICK ART MATERIALS	638.00	09/15/2015
074498	09/09/2015	W/R	CAROLINA BIOLOGICAL SUPPLY CO.	116.24	09/15/2015
074499	09/09/2015	W/R	CDW-G	3,157.52	09/15/2015
074500	09/09/2015	W/W	CLARITY FOR COMMUNICATION, LLC	3,125.00	
074501	09/09/2015	W/R	COLUMBUS CLAY CO	893.10	09/15/2015
074502	09/09/2015	W/R	EDMENTUM, INC	864.00	09/15/2015
074503	09/09/2015	W/R	GARLAND COMPANY	38,996.05	09/15/2015
074504	09/09/2015	W/R	GEYER'S MARKET'S, INC.	68.30	09/17/2015
074505	09/09/2015	W/R	DETLEF, JULIE	550.00	09/21/2015
074506	09/09/2015	W/R	KELL ACE HARDWARE	9.56	09/22/2015
074507	09/09/2015	W/R	LEXINGTON LOCAL SCHOOLS	161.90	09/11/2015
074508	09/09/2015	W/R	LOW TEMP REFRIGERATION INC.	862.18	09/16/2015
074509	09/09/2015	W/R	MANSFIELD AUTO PARTS	3,059.80	09/16/2015
074510	09/09/2015	W/R	METRONOME MUSIC STORE	9,540.92	09/21/2015
074511	09/09/2015	W/R	MID-OHIO ED. SERVICE CENTER	297.21	09/14/2015
074512	09/09/2015	W/R	MINUTEMAN PRESS	597.69	09/14/2015
074513	09/09/2015	W/R	MAKE MUSIC	438.90	09/15/2015
074514	09/09/2015	W/R	OHIO ASSOC. FOR COLLEGE	25.00	09/22/2015
074515	09/09/2015	W/R	OHIO SCHOOL BD. ASSOC.	160.00	09/15/2015
074516	09/09/2015	W/W	ORIGINAL DIAMOND DESIGNS, INC	74.95	
074517	09/09/2015	W/R	CONOVER, PAM	31.75	09/14/2015
074518	09/09/2015	W/R	PHONAK LLC	793.39	09/16/2015
074519	09/09/2015	W/R	PRESTWICK HOUSE, INC.	160.00	09/15/2015
074520	09/09/2015	W/R	QUENCH	38.00	09/16/2015
074521	09/09/2015	W/R	RIDDELL	345.66	09/15/2015
074522	09/09/2015	W/R	SAPLING SYSTEMS INC	36.00	09/21/2015
074523	09/09/2015	W/R	SCHOLASTIC CLASSROOM MAGAZINES	285.63	09/15/2015
074524	09/09/2015	W/R	SCHOOL HEALTH CORP.	1,462.07	09/15/2015
074525	09/09/2015	W/R	SCHOOL SPECIALTY INC.	2,344.43	09/14/2015
074526	09/09/2015	W/R	DOMKA, STEPHEN F	73.91	09/21/2015
074527	09/09/2015	W/R	SUNBELT RENTALS	1,064.70	09/17/2015
074528	09/09/2015	W/R	TRUCK SALES & SERVICE, INC.	969.75	09/15/2015
074529	09/09/2015	W/R	VERNIER SOFTWARE & TECHNOLOGY	330.00	09/15/2015
074530	09/09/2015	W/R	WARD CUSTOM APPAREL	165.00	09/17/2015
074531	09/09/2015	W/R	WARD'S NATURAL SCIENCE	3,241.10	09/15/2015
074532	09/10/2015	W/R	9 SQUARE IN THE AIR, LLC	870.00	09/22/2015
074533	09/10/2015	W/R	ADVANCED KEY & LOCK SHOP	23.48	09/17/2015
074534	09/10/2015	W/R	FERGUSON, AMY	359.10	09/21/2015
074535	09/10/2015	W/R	APPLESEED TRUE VALUE	8.99	09/29/2015
074536	09/10/2015	W/R	ASHLAND CITY SCHOOLS	760.00	09/22/2015
074537	09/10/2015	W/R	AWARDSMITH	709.50	09/28/2015
074538	09/10/2015	W/R	BAKER VEHICLE SYSTEMS, INC.	754.62	09/17/2015
074539	09/10/2015	W/R	BAUMSPAGE.COM,LLC	40.50	09/21/2015
074540	09/10/2015	W/R	WEAVER, BOBBI	579.98	09/16/2015
074541	09/10/2015	W/R	ACCESSIBILITY SOLUTIONS LLC	625.80	09/21/2015
074542	09/10/2015	W/R	CARDINAL BUS SALES & SERVICE	262.84	09/17/2015
074543	09/10/2015	W/R	COLE DISTRIBUTING	14,589.45	09/17/2015
074544	09/10/2015	W/R	COLES ENERGY, INC.	704.94	09/17/2015

Check#	Check Date	Org Sta	Vendor Paid	Check Amount	Status Date
074545	09/10/2015	W/R	COLUMBUS PRO PERCUSSION, INC.	412.22	09/18/2015
074546	09/10/2015	W/R	COLUMBUS SCHOOL FOR GIRLS	100.00	09/21/2015
074547	09/10/2015	W/R	EDISON LOCAL SCHOOL DISTRICT	210.00	09/17/2015
074548	09/10/2015	W/R	EUROSPORT	974.03	09/29/2015
074549	09/10/2015	W/R	FINDLAY CITY SCHOOLS	365.00	09/29/2015
074550	09/10/2015	W/R	FURBAY/MANSFIELD ELECTRIC	165.70	09/16/2015
074551	09/10/2015	W/R	GALION HIGH SCHOOL (AD)	375.00	09/24/2015
074552	09/10/2015	W/R	GIONINO'S PIZZERIA	78.00	09/21/2015
074553	09/10/2015	W/R	GRAINGER	3,281.54	09/18/2015
074554	09/10/2015	W/R	HD SUPPLY FACILITIES	585.73	09/18/2015
074555	09/10/2015	W/R	HIGHLAND HIGH SCHOOL	165.00	09/24/2015
074556	09/10/2015	W/R	HOUGHTON MIFFLIN HARCOURT	4,795.70	09/18/2015
074557	09/10/2015	W/R	HUNTSMAN TRUCKING, INC.	436.70	09/21/2015
074558	09/10/2015	W/R	J & B ACCOUSTICAL	172.26	09/16/2015
074559	09/10/2015	W/R	JOHN GARBER MATERIALS, INC.	222.00	09/23/2015
074560	09/10/2015	W/R	KAHL'S TELECOMMUNICATIONS	640.00	09/21/2015
074561	09/10/2015	W/R	LEHR AWNING	360.00	09/18/2015
074562	09/10/2015	W/R	MADISON LOCAL SCHOOLS	180.00	09/16/2015
074563	09/10/2015	W/R	MID-OHIO AUTO REPAIR	152.57	09/21/2015
074564	09/10/2015	W/R	MID-OHIO ED. SERVICE CENTER	2,336.65	09/16/2015
074565	09/10/2015	W/R	MT BUSINESS TECHNOLOGIES, INC.	854.00	09/16/2015
074566	09/10/2015	W/R	MY BINDING.COM	302.27	09/18/2015
074567	09/10/2015	W/R	ACORN DISTRIBUTORS, INC.	334.05	09/22/2015
074568	09/10/2015	W/R	NORWALK HIGH SCHOOL	260.00	09/23/2015
074569	09/10/2015	W/R	NWOIAAA	100.00	09/17/2015
074570	09/10/2015	W/R	OAKWOOD CITY SCHOOL DISTRICT	250.00	09/22/2015
074571	09/10/2015	W/R	OHIO HIGH SCHOOL ATH. ASSOC.	450.00	09/21/2015
074572	09/10/2015	W/W	OIAAAA-LTI	90.00	
074573	09/10/2015	W/R	OIAAATREASURER	90.00	09/23/2015
074574	09/10/2015	W/R	ONTARIO ATHLETIC DEPT.	150.00	09/17/2015
074575	09/10/2015	W/R	FREDERICKTOWN LOCAL SCHOOLS	150.00	09/22/2015
074576	09/10/2015	W/W	PERRYSBURG SCHOOLS	195.00	
074577	09/10/2015	W/R	POST MASTER	70.00	09/16/2015
074578	09/10/2015	W/R	SCHMIDT SECURITY	2,338.70	09/17/2015
074579	09/10/2015	W/R	SCHOLASTIC CLASSROOM MAGAZINES	361.57	09/21/2015
074580	09/10/2015	W/R	SCHOOL SPECIALTY INC.	2,767.05	09/18/2015
074581	09/10/2015	W/R	SHELBY CITY SCHOOLS	200.00	09/21/2015
074582	09/10/2015	W/R	SHERWIN-WILLIAMS	21.91	09/18/2015
074583	09/10/2015	W/R	SIEMENS INDUSTRY, INC.	5,471.00	09/17/2015
074584	09/10/2015	W/R	SPORT-N-SHOES	6,281.50	09/16/2015
074585	09/10/2015	W/R	STANDARD PLUMBING & HEATING CO	1,642.00	09/17/2015
074586	09/10/2015	W/R	SWEETWATER SOUND, INC.	939.85	09/17/2015
074587	09/10/2015	W/R	TIFFIN COLUMBIAN HIGH SCHOOL	280.00	09/22/2015
074588	09/10/2015	W/R	UNITED ART & EDUCATION	50.00	09/17/2015
074589	09/10/2015	W/R	US-GAMES	292.96	09/18/2015
074590	09/10/2015	W/R	WESTBROOK COUNTRY CLUB	1,422.75	09/21/2015
074591	09/10/2015	W/R	WOLFF BROS. SUPPLY, INC.	27.08	09/17/2015
074592	09/10/2015	W/W	WOOSTER HIGH SCHOOL	250.00	
074593	09/14/2015	W/R	SHELDON, AMANDA	115.00	09/18/2015
074594	09/14/2015	W/R	FERGUSON, AMY	324.00	09/21/2015
074595	09/14/2015	W/R	BIO CORPORATION	385.56	09/23/2015
074596	09/14/2015	W/R	BRAIN POP	2,456.75	09/22/2015

Check#	Check Date	Org Sta	Vendor Paid	Check Amount	Status Date
074597	09/14/2015	W/R	COWLES, CINDY	1,202.04	09/21/2015
074598	09/14/2015	W/R	DOUBLETREE HOTEL	178.00	09/18/2015
074599	09/14/2015	W/R	BUTTIL, ELIZABETH	170.00	09/24/2015
074600	09/14/2015	W/R	GERMAN'S BUS SALES & SERVICE	14,277.11	09/23/2015
074601	09/14/2015	W/R	GILBARCO INC.	60.00	09/21/2015
074602	09/14/2015	W/R	J.W. PEPPER & SONS, INC	274.14	09/22/2015
074603	09/14/2015	W/R	SWETLIC, JANICE	300.00	09/21/2015
074604	09/14/2015	W/R	MEDINA COUNTY SCHOOLS' ESC	35.00	09/18/2015
074605	09/14/2015	W/R	MID-OHIO ED. SERVICE CENTER	120.00	09/17/2015
074606	09/14/2015	W/R	OHIO HEALTH CONSORTIUM, INC.	59.00	09/21/2015
074607	09/14/2015	W/R	RC THERAPY SERVICES, INC.	2,057.00	09/23/2015
074608	09/14/2015	W/R	REALLY GOOD STUFF	270.45	09/21/2015
074609	09/14/2015	W/R	RIDDELL	5,856.40	09/21/2015
074610	09/14/2015	W/R	SCHOOL SPECIALTY INC.	1,163.89	09/21/2015
074611	09/14/2015	W/R	STANTON SHEET MUSIC	62.45	09/18/2015
074612	09/14/2015	W/R	SYSCO CLEVELAND, INC.	1,704.22	09/17/2015
074613	09/14/2015	W/R	FRAIZER, VALERIE	450.00	09/18/2015
074614	09/16/2015	W/R	ARCHIPELAGO LEARNING	6,459.20	09/22/2015
074615	09/21/2015	W/R	NICKLES BAKERY	306.44	09/25/2015
074616	09/21/2015	W/R	ARMSTRONG TOOL & SUPPLY	1,687.62	09/25/2015
074617	09/21/2015	W/R	AVERY ENTERPRISES	139.00	09/29/2015
074618	09/21/2015	W/R	AWARDSMITH	221.00	09/28/2015
074619	09/21/2015	W/W	BRUNSWICK HIGH SCHOOL	200.00	
074620	09/21/2015	W/W	MILLER, BUDDY	600.00	
074621	09/21/2015	W/R	CBIZ BENEFITS & INSURANCE	2,750.00	09/25/2015
074622	09/21/2015	W/R	CDW-G	3,159.93	09/25/2015
074623	09/21/2015	W/W	CENTERVILLE	200.00	
074624	09/21/2015	W/R	CHARLES RITTER CO.	20.56	09/24/2015
074625	09/21/2015	W/R	COLE DISTRIBUTING	245.25	09/25/2015
074626	09/21/2015	W/R	COLUMBIA GAS OF OHIO	504.62	09/28/2015
074627	09/21/2015	W/R	CULLIGAN QUALITY WATER	37.00	09/28/2015
074628	09/21/2015	W/R	CVS WHOLESALE FLAGS	494.60	09/28/2015
074629	09/21/2015	W/R	DAIRY ENTERPRISES INC.	1,107.83	09/25/2015
074630	09/21/2015	W/R	EDISON LOCAL SCHOOL DISTRICT	175.00	09/28/2015
074631	09/21/2015	W/R	HCC LIFE INSURANCE CO	23,839.27	09/28/2015
074632	09/21/2015	W/W	IRLEN INSTITUTE	50.95	
074633	09/21/2015	W/R	KAHL'S TELECOMMUNICATIONS	881.60	09/24/2015
074634	09/21/2015	W/R	WEIDIG, KATHY	273.32	09/28/2015
074635	09/21/2015	W/R	LEXINGTON LOCAL SCHOOLS	82.90	09/22/2015
074636	09/21/2015	W/R	MARION HARDING HIGH SCHOOL	150.00	09/29/2015
074637	09/21/2015	W/W	MARYSVILLE EXEMPTED VILLAGE	215.00	
074638	09/21/2015	W/R	METRONOME MUSIC STORE	136.75	09/30/2015
074639	09/21/2015	W/W	METROPOLITAN EDUCATIONAL	1,054.48	
074640	09/21/2015	W/R	MID-OHIO ED. SERVICE CENTER	315.00	09/24/2015
074641	09/21/2015	W/W	O.E. MEYER COMPANY	28.20	
074642	09/21/2015	W/W	OAKTREE GOLF CLUB	175.00	
074643	09/21/2015	W/W	OHSBCA	20.00	
074644	09/21/2015	W/R	OLENTANGY	150.00	09/30/2015
074645	09/21/2015	W/W	OMEA	250.00	
074646	09/21/2015	W/R	PEARSON EDUCATION	88.74	09/28/2015
074647	09/21/2015	W/R	SCHOOL EMPLOYEES RETIREMENT	5,618.88	09/28/2015
074648	09/21/2015	W/R	SCHOOL SPECIALTY INC.	52.78	09/28/2015

Date: 10/02/2015

C H E C K R E G I S T E R
Processing Month: September 2015
LEXINGTON LOCAL SCHOOLS

Page: 5
(CHKREG)

Check#	Check Date	Org Sta	Vendor Paid	Check Amount	Status Date
074649	09/21/2015	W/W	STAN CUNNINGHAM TRUCK REPAIR	1,452.15	
074650	09/21/2015	W/R	STATE TEACHERS RETIREMENT	5,212.41	09/25/2015
074651	09/21/2015	W/R	OHIO STATE UNIVERSITY	1,425.00	09/30/2015
074652	09/21/2015	W/W	THE CENTER FOR INDIVIDUAL &	176.00	
074653	09/21/2015	W/W	BARKETT, TOMMY	42.70	
074654	09/21/2015	W/R	TRANSPORTATION ACCESSORIES CO.	75.78	09/25/2015
074655	09/21/2015	W/R	OHIO BUREAU OF CRIMINAL IDENT.	834.00	09/28/2015
074656	09/21/2015	W/W	WOODY WOOD'S SERVICES	200.00	
074657	09/23/2015	W/R	GENERAL BINDING CORPORATION	363.00	09/30/2015
074658	09/23/2015	W/W	AMERICAN LEGACY PUBLISHING, INC	700.32	
074659	09/23/2015	W/R	APPERSON	298.77	09/30/2015
074660	09/23/2015	W/R	BLICK ART MATERIALS	7,856.30	09/29/2015
074661	09/23/2015	W/R	CDW-G	198.87	09/29/2015
074662	09/23/2015	W/W	CLEARWATER SYSTEMS	481.41	
074663	09/23/2015	W/R	DIRECT ENERGY BUSINESS MARKETI	88.38	09/29/2015
074664	09/23/2015	W/R	ELZY MILLING & TRADE LTD.	214.00	09/30/2015
074665	09/23/2015	W/R	FURBAY/MANSFIELD ELECTRIC	517.71	09/29/2015
074666	09/23/2015	W/W	G & L SUPPLY CO.	188.45	
074667	09/23/2015	W/R	GILBARCO INC.	30.00	09/29/2015
074668	09/23/2015	W/R	HD SUPPLY FACILITIES	69.68	09/30/2015
074669	09/23/2015	W/R	J & B ACCOUSTICAL	65.00	09/28/2015
074670	09/23/2015	W/R	WHITESEL, JASON	59.80	09/29/2015
074671	09/23/2015	W/W	KELL ACE HARDWARE	136.28	
074672	09/23/2015	W/R	KIMBALL MIDWEST	41.37	09/29/2015
074673	09/23/2015	W/R	ALEXANDER, KRISTA	35.36	09/25/2015
074674	09/23/2015	W/W	LESCH BATTERY & POWER	132.00	
074675	09/23/2015	W/R	MID-OHIO ED. SERVICE CENTER	48.37	09/28/2015
074676	09/23/2015	W/W	OHIO ART EDUCATION ASSOC.	295.00	
074677	09/23/2015	W/W	OCTM	345.00	
074678	09/23/2015	W/W	PESI INC	199.99	
074679	09/23/2015	W/R	RUMPKE	1,709.48	09/29/2015
074680	09/23/2015	W/W	RUNNING WAREHOUSE	631.38	
074681	09/23/2015	W/R	SCHOOL SPECIALTY INC.	852.58	09/29/2015
074682	09/23/2015	W/W	SHERWIN-WILLIAMS	159.56	
074683	09/23/2015	W/R	SPORT-N-SHOES	2,096.00	09/28/2015
074684	09/23/2015	W/R	THERAPRO, INC.	100.09	09/30/2015
074685	09/23/2015	W/R	TRANSPORTATION ACCESSORIES CO.	204.24	09/29/2015
074686	09/23/2015	W/R	VERIZON WIRELESS	688.36	09/30/2015
074687	09/23/2015	W/R	VERNIER SOFTWARE & TECHNOLOGY	1,803.68	09/30/2015
074688	09/23/2015	W/R	STIMA, VICKIE	50.26	09/24/2015
074689	09/23/2015	W/W	WAL-MART DISCOUNT CITIES	649.58	
074690	09/23/2015	W/R	WOLFF BROS. SUPPLY, INC.	290.69	09/30/2015
074691	09/23/2015	W/R	WORNER ROOFING COMPANY	675.00	09/28/2015
074692	09/24/2015	W/R	AVERY ENTERPRISES	20.00	09/29/2015
074693	09/25/2015	B/B	HAMMOND, JENNIFER	90.00	
074694	09/28/2015	W/W	SHELDON, AMANDA	270.00	
074695	09/28/2015	W/W	AMERICAN ELECTRIC POWER	24,167.00	
074696	09/28/2015	W/W	GERHARDT, AMY	675.00	
074697	09/28/2015	W/W	CDW-G	481.03	
074698	09/28/2015	W/W	CenturyLink	1,322.30	
074699	09/28/2015	W/W	COLUMBUS PRO PERCUSSION, INC.	87.30	
074700	09/28/2015	W/W	GEYER'S MARKET'S, INC.	24.97	

Check#	Check Date	Org Sta	Vendor Paid	Check Amount	Status Date
074701	09/28/2015	W/W	HILLIARD BRADLEY HS	200.00	
074702	09/28/2015	W/W	HOLLY'S BOOK RACK	3,586.75	
074703	09/28/2015	W/W	SWETLIC, JANICE	250.00	
074704	09/28/2015	W/W	PATNODE, KARLEY	40.00	
074705	09/28/2015	W/W	GUY, KATHERINE	225.00	
074706	09/28/2015	W/W	MID-OHIO AUTO REPAIR	598.58	
074707	09/28/2015	W/W	MID-OHIO ED. SERVICE CENTER	1,616.27	
074708	09/28/2015	W/W	MINUTEMAN PRESS	302.22	
074709	09/28/2015	W/W	MOHICAN HILLS GOLF CLUB INC	84.00	
074710	09/28/2015	W/W	RICHLAND CO. HEALTH DEPT	54.00	
074711	09/28/2015	W/W	OHIO ART EDUCATION ASSOC.	295.00	
074712	09/28/2015	W/W	PERFECTION LEARNING	659.56	
074713	09/28/2015	W/W	POST MASTER	696.24	
074714	09/28/2015	W/W	REALLY GOOD STUFF	48.93	
074715	09/28/2015	W/W	RENHILL GROUP, INC.	3,529.01	
074716	09/28/2015	W/W	SAM'S CLUB	528.11	
074717	09/28/2015	W/W	SCHOOL SPECIALTY INC.	216.44	
074718	09/28/2015	W/W	STANTON SHEET MUSIC	45.25	
074719	09/28/2015	W/W	STAPLES	349.24	
074720	09/29/2015	W/W	PATNODE, KARLEY	120.00	
074721	09/30/2015	W/V	OHSBCA	20.00	09/30/2015
074722	09/30/2015	W/W	EAGLE CREEK GOLF CLUB	220.00	
074723	09/30/2015	W/W	OHSBCA	20.00	
074724	09/30/2015	W/W	VALLEY VIEW GOLF COURSE	210.00	
074725	09/30/2015	W/W	OHSBCA	300.00	
074726	09/30/2015	W/W	SYCAMORE SPRINGS GOLF COURSE	43.00	
074727	09/30/2015	W/W	LEXINGTON ATHLETIC DEPT./PC	4,205.49	
690709	09/04/2015	C/R	LEXINGTON SCHOOLS - PAYROLL	539,542.17	09/30/2015
690710	09/03/2015	M/M	LEXINGTON SCHOOLS - PAYROLL	7,393.74	
690711	09/08/2015	M/M	GORDON FOOD SERVICE	13,718.27	
690712	09/11/2015	M/M	GORDON FOOD SERVICE	5,370.15	
690713	09/18/2015	C/R	LEXINGTON SCHOOLS - PAYROLL	496,943.52	09/30/2015
690714	09/18/2015	M/M	MORROW COUNTY AUDITOR	1,148.73	
690715	09/18/2015	M/M	ANTHEM BENEFIT SERVICES	264,490.06	
690716	09/18/2015	M/M	LEXINGTON SCHOOLS - PAYROLL	6,721.86	
690717	09/21/2015	M/M	GORDON FOOD SERVICE	3,891.20	
690718	09/25/2015	M/M	GORDON FOOD SERVICE	3,189.29	
690719	09/28/2015	M/M	MEMO-MID OHIO ESC	3,897.42	
690720	09/29/2015	M/M	MEMO-S.E.R.S.	41,852.00	
690721	09/29/2015	M/M	MEMO-S.T.R.S.	103,474.00	
Total Checks Issued				\$ 2,008,501.61	

TRANS NO	ITEM NO	TRANS DATE	STS	DESCRIPTION OR SOURCE	TI	FUND	RCPT	SPCC	SUBJ	OPU	TRANS AMOUNT
067565	0001	09/03/2015	A	Mobile Home Tax -Morrow	03	001	1111	0000	000000	000	3,763.13
067565	0002	09/03/2015	A	Mobile Home Tax Morrow -Emer	03	001	1111	0000	000000	000	2,655.95
RCPT CODE SUB-TOTAL:											6,419.08
067585	0001	09/02/2015	A	Haring Sept tuition	03	001	1211	0000	000000	000	603.82
067592	0001	09/03/2015	A	Siegenthaler Sept tuition	03	001	1211	0000	000000	000	603.82
067593	0001	09/04/2015	A	Miller Sept tuition	03	001	1211	0000	000000	000	603.82
067620	0001	09/10/2015	A	Preschool tuition - Tjepdprai	03	001	1211	0000	000000	500	100.00
067620	0002	09/10/2015	A	Preschool tuition - Snider	03	001	1211	0000	000000	500	100.00
067620	0003	09/10/2015	A	Preschool tuition - Lee	03	001	1211	0000	000000	500	100.00
067620	0004	09/10/2015	A	Preschool tuition - Ghamrawy	03	001	1211	0000	000000	500	100.00
067621	0001	09/10/2015	A	Iten Sept tuition	03	001	1211	0000	000000	000	603.82
067621	0002	09/10/2015	A	Siegenthaler Oct tuition	03	001	1211	0000	000000	000	603.82
067633	0001	09/14/2015	A	Taylor Sept tuition	03	001	1211	0000	000000	000	1,207.64
067671	0001	09/18/2015	A	Haring 2015/16 tuition	03	001	1211	0000	000000	000	5,434.41
067678	0001	09/21/2015	A	Goldsmith Sept tuition	03	001	1211	0000	000000	000	603.82
067730	0001	09/29/2015	A	Preschool tuition - Tinscer	03	001	1211	0000	000000	500	300.00
067733	0001	09/30/2015	A	Preschool tuition - Mack	03	001	1211	0000	000000	500	100.00
RCPT CODE SUB-TOTAL:											11,064.97
067564	0013	09/03/2015	A	Open Enrollment Revenue	03	001	1227	0000	000000	000	96.67
067689	0013	09/25/2015	A	Open Enrollment Revenue	03	001	1227	0000	000000	000	96.67
RCPT CODE SUB-TOTAL:											193.34
067747	0001	09/29/2015	A	Richland Bank May Interest	03	001	1410	0000	000000	000	1,419.11
RCPT CODE SUB-TOTAL:											1,419.11
067569	0001	09/01/2015	A	Central school fees	03	001	1740	0000	000000	400	28.00
067571	0001	09/01/2015	A	Central school fees	03	001	1740	0000	000000	400	164.00
067572	0001	09/01/2015	A	Western school fees	03	001	1740	0000	000000	500	259.00
067563	0001	09/02/2015	A	Olivia Manuella - fees credit	03	001	1740	0000	000000	200	13.00-
067574	0001	09/02/2015	A	HS School fees	03	001	1740	0000	000000	100	40.00
067576	0001	09/02/2015	A	Western school fees	03	001	1740	0000	000000	500	79.00
067588	0001	09/03/2015	A	Western school fees	03	001	1740	0000	000000	500	20.00
067590	0001	09/03/2015	A	Western fees	03	001	1740	0000	000000	500	38.00
067591	0001	09/03/2015	A	Central fees	03	001	1740	0000	000000	400	84.00
067594	0001	09/03/2015	A	Eastern school fees	03	001	1740	0000	000000	300	184.00
067597	0001	09/03/2015	A	HS School fees	03	001	1740	0000	000000	100	150.00
067596	0001	09/04/2015	A	Western school fees	03	001	1740	0000	000000	500	139.00
067566	0001	09/08/2015	A	Thomas Pitou - fees credit	03	001	1740	0000	000000	500	30.00-

STATUS (STS) CODES:

A-RECEIPT B-REFUND) OF RECEIPT V-VOID REFUND OF RECEIPT X-REDUCTION OF EXPENDITURE
 C-APPROPRIATION OR BUDGET MODIFICATIONS D-EXPENSE/SUPPLIES DISTRIBUTION F-FUND TO FUND TRANSFER

TRANS NO	ITEM NO	TRANS DATE	STS	DESCRIPTION OR SOURCE	TI	FUND	RCPT	SPCC	SUBJ	OPU	TRANS AMOUNT
067566	0003	09/08/2015	A	Tiffany Pitou - fees credit	03	001	1740	0000	000000	300	30.00-
067567	0001	09/08/2015	A	Michael Roark - fees credit	03	001	1740	0000	000000	200	26.00-
067607	0001	09/08/2015	A	Central school fees	03	001	1740	0000	000000	400	112.00
067609	0003	09/08/2015	A	Central school fees	03	001	1740	0000	000000	400	84.00
067613	0001	09/09/2015	A	HS School fees	03	001	1740	0000	000000	100	28.00
067614	0001	09/09/2015	A	School Fees	03	001	1740	0000	000000	400	56.00
067626	0001	09/11/2015	A	Western school fees	03	001	1740	0000	000000	500	40.00
067627	0002	09/11/2015	A	Central School fees	03	001	1740	0000	000000	400	84.00
067629	0001	09/14/2015	A	HS School fees	03	001	1740	0000	000000	100	115.00
067636	0001	09/15/2015	A	Western school fees	03	001	1740	0000	000000	500	60.00
067638	0001	09/15/2015	A	Eastern school fees	03	001	1740	0000	000000	300	150.00
067641	0001	09/16/2015	A	HS School fees	03	001	1740	0000	000000	100	122.00
067642	0001	09/16/2015	A	Western school fees	03	001	1740	0000	000000	500	100.00
067657	0001	09/17/2015	A	Western School fees	03	001	1740	0000	000000	500	39.00
067660	0001	09/18/2015	A	HS School Fees	03	001	1740	0000	000000	100	20.00
067661	0001	09/18/2015	A	Western school fees	03	001	1740	0000	000000	500	20.00
067662	0001	09/18/2015	A	Central school fees	03	001	1740	0000	000000	400	28.00
067669	0001	09/18/2015	A	Western school fees	03	001	1740	0000	000000	500	219.00
067672	0001	09/21/2015	A	Central school fees	03	001	1740	0000	000000	400	56.00
067673	0001	09/21/2015	A	HS School fees	03	001	1740	0000	000000	100	77.00
067684	0001	09/23/2015	A	Western school fees	03	001	1740	0000	000000	500	20.00
067698	0001	09/24/2015	A	HS School fees	03	001	1740	0000	000000	100	155.00
067700	0001	09/24/2015	A	Western school fees	03	001	1740	0000	000000	500	200.00
067702	0001	09/25/2015	A	Western fees	03	001	1740	0000	000000	500	20.00
067703	0001	09/25/2015	A	HS School fees	03	001	1740	0000	000000	100	37.00
067704	0001	09/25/2015	A	Eastern school fees	03	001	1740	0000	000000	300	120.00
067720	0001	09/25/2015	A	central school fees	03	001	1740	0000	000000	400	84.00
067712	0001	09/28/2015	A	Katie Gouge - fees credit	03	001	1740	0000	000000	100	5.00-
067717	0001	09/28/2015	A	HS School Fees	03	001	1740	0000	000000	100	122.00
067723	0001	09/29/2015	A	Central Fees	03	001	1740	0000	000000	400	28.00
067725	0001	09/29/2015	A	Western fees	03	001	1740	0000	000000	500	57.00
067726	0001	09/29/2015	A	HS School fees	03	001	1740	0000	000000	100	93.00
067740	0001	09/30/2015	A	HS Fees - Pay For It	03	001	1740	0000	000000	100	11.00
067740	0002	09/30/2015	A	Central Fees - Pay For It	03	001	1740	0000	000000	400	120.00
067740	0003	09/30/2015	A	Jr High Fees - Pay For It	03	001	1740	0000	000000	400	0.00
067740	0004	09/30/2015	A	Eastern Fees - Pay For It	03	001	1740	0000	000000	400	103.50
067740	0005	09/30/2015	A	Western Fees - Pay For It	03	001	1740	0000	000000	400	120.00
RCPT CODE SUB-TOTAL:											3,781.50
067631	0004	09/14/2015	A	Sale of used books	03	001	1890	0000	000000	000	603.00
067665	0002	09/18/2015	A	Jury duty pymt	03	001	1890	0000	000000	000	30.00
RCPT CODE SUB-TOTAL:											633.00

STATUS (STS) CODES:

A-RECEIPT B-REFUND OF RECEIPT V-VOID REFUND OF RECEIPT X-REDUCTION OF EXPENDITURE
 C-APPROPRIATION OR BUDGET MODIFICATIONS D-EXPENSE/SUPPLIES DISTRIBUTION F-FUND TO FUND TRANSFER

TRANS NO	ITEM NO	TRANS DATE	STS	DESCRIPTION OR SOURCE	TI	FUND	RCPT	SPCC	SUBJ	OPU	TRANS AMOUNT
067564	0001	09/03/2015	A	Opportunity Grant	03	001	3110	0000	000000	000	293,923.60
067564	0002	09/03/2015	A	Targeted Assistance	03	001	3110	0000	000000	000	24,500.60
067564	0003	09/03/2015	A	K-3 Literacy Funding	03	001	3110	0000	000000	000	5,660.97
067564	0005	09/03/2015	A	Limited English Prof Funding	03	001	3110	0000	000000	000	578.87
067564	0006	09/03/2015	A	Gifted Education Funding	03	001	3110	0000	000000	000	5,190.28
067564	0007	09/03/2015	A	Transportation	03	001	3110	0000	000000	000	27,620.58
067564	0008	09/03/2015	A	Special Education Funding	03	001	3110	0000	000000	000	40,081.75
067564	0010	09/03/2015	A	Transitional Aid Guarantee	03	001	3110	0000	000000	000	0.00
067564	0011	09/03/2015	A	Preschool Special Educ Funding	03	001	3110	0000	000000	000	4,974.03
067564	0012	09/03/2015	A	Special Educ Transportation	03	001	3110	0000	000000	000	2,300.55
067689	0001	09/25/2015	A	Opportunity Grant	03	001	3110	0000	000000	000	293,923.60
067689	0002	09/25/2015	A	Targeted Assistance	03	001	3110	0000	000000	000	24,500.60
067689	0003	09/25/2015	A	K-3 Literacy Funding	03	001	3110	0000	000000	000	5,660.97
067689	0005	09/25/2015	A	Limited English Prof Funding	03	001	3110	0000	000000	000	578.87
067689	0006	09/25/2015	A	Gifted Education Funding	03	001	3110	0000	000000	000	5,190.29
067689	0007	09/25/2015	A	Transportation	03	001	3110	0000	000000	000	27,620.58
067689	0008	09/25/2015	A	Special Education Funding	03	001	3110	0000	000000	000	40,081.75
067689	0010	09/25/2015	A	Transitional Aid Guarantee	03	001	3110	0000	000000	000	0.00
067689	0011	09/25/2015	A	Preschool Special Educ Funding	03	001	3110	0000	000000	000	4,974.03
067689	0012	09/25/2015	A	Special Educ Transportation	03	001	3110	0000	000000	000	2,300.55
RCPT CODE SUB-TOTAL:											809,662.47
067744	0004	09/15/2015	A	Rollback- General Morrow	03	001	3131	0000	000000	000	19,519.83
067744	0005	09/15/2015	A	Rollback Emerg Levy - Morrow	03	001	3131	0000	000000	000	14,532.94
067744	0007	09/15/2015	A	2 1/2 RB - Real Est - Morrow	03	001	3131	0000	000000	000	2,298.46
067744	0008	09/15/2015	A	2 1/2 RB - Emerg Levy - Morrow	03	001	3131	0000	000000	000	1,711.25
RCPT CODE SUB-TOTAL:											38,062.48
067744	0001	09/15/2015	A	Homestead Real Est - Morrow	03	001	3132	0000	000000	000	6,415.31
067744	0002	09/15/2015	A	Homestead Emerg Levy- Morrow	03	001	3132	0000	000000	000	4,776.34
RCPT CODE SUB-TOTAL:											11,191.65
067564	0004	09/03/2015	A	Economic Disadvantaged Funding	03	001	3211	0000	000000	000	1,910.09
067689	0004	09/25/2015	A	Economic Disadvantaged Funding	03	001	3211	0000	000000	000	1,910.09
RCPT CODE SUB-TOTAL:											3,820.18
067564	0009	09/03/2015	A	Career Tech Education Funding	03	001	3219	0000	000000	000	457.28
067689	0009	09/25/2015	A	Career Tech Education Funding	03	001	3219	0000	000000	000	253.60
RCPT CODE SUB-TOTAL:											710.88

STATUS (STS) CODES:

A-RECEIPT B-REFUND OF RECEIPT V-VOID REFUND OF RECEIPT X-REDUCTION OF EXPENDITURE
 C-APPROPRIATION OR BUDGET MODIFICATIONS D-EXPENSE/SUPPLIES DISTRIBUTION F-FUND TO FUND TRANSFER

DATE: 10/01/2015
 TIME: 16:20

LEXINGTON LOCAL SCHOOLS
 TRANS. BY FUND/RCPT, ALL FUNDS
 DATES 09/01/2015 THRU 09/30/2015
 SORTED BY TRANSACTION DATE

PAGE: 4
 (RECELD)

TRANS NO	ITEM NO	TRANS DATE	STS	DESCRIPTION OR SOURCE	TI	FUND	RCPT	SPCC	SUBJ	OPU	TRANS AMOUNT
067742	0001	09/30/2015	A	MEDICAID Recd -09/24/15	03	001	3300	0000	000000	000	2,502.55
RCPT CODE SUB-TOTAL:											2,502.55
067634	0002	09/14/2015	A	SERS FY15 Refund	03	001	5300	0000	000000	000	46,387.52
067686	0001	09/23/2015	A	Ohio School Plan dividend	03	001	5300	0000	000000	000	1,360.00
067690	0001	09/25/2015	A	SUMMER GYM VOIDED CHECK HAMMON	03	001	5300	0000	000000	000	90.00
067691	0001	09/25/2015	B	SUMMER GYM REFUND- HAMMOND	03	001	5300	0000	000000	000	90.00-
RCPT CODE SUB-TOTAL:											47,747.52
FUND CODE SUB-TOTAL:											937,208.73
067565	0003	09/03/2015	A	Mobile Home Tax-Morrow PI	03	003	1111	0000	000000	000	338.14
RCPT CODE SUB-TOTAL:											338.14
067744	0006	09/15/2015	A	Rollback- Perm Impt - Morrow	03	003	3131	0000	000000	000	1,734.81
067744	0009	09/15/2015	A	2 1/2 RB - PI Levy - Morrow	03	003	3131	0000	000000	000	204.28
RCPT CODE SUB-TOTAL:											1,939.09
067744	0003	09/15/2015	A	Homestead for PI Levy-Morrow	03	003	3132	0000	000000	000	570.16
RCPT CODE SUB-TOTAL:											570.16
FUND CODE SUB-TOTAL:											2,847.39
067747	0005	09/29/2015	A	Richland Bank May Interest	03	006	1410	0000	000000	000	0.00
RCPT CODE SUB-TOTAL:											0.00
067595	0026	09/04/2015	A	HS Breakfast	03	006	1511	0000	000000	100	117.00
067595	0027	09/04/2015	A	Jr. Hi Breakfast	03	006	1511	0000	000000	200	23.50
067595	0028	09/04/2015	A	Eastern Breakfast	03	006	1511	0000	000000	300	37.85
067595	0029	09/04/2015	A	Central Breakfast	03	006	1511	0000	000000	400	21.60
067595	0030	09/04/2015	A	Western Breakfast	03	006	1511	0000	000000	500	4.80
067654	0026	09/11/2015	A	HS Breakfast	03	006	1511	0000	000000	100	112.15
067654	0027	09/11/2015	A	Jr. Hi Breakfast	03	006	1511	0000	000000	200	51.95
067654	0028	09/11/2015	A	Eastern Breakfast	03	006	1511	0000	000000	300	12.30
067654	0029	09/11/2015	A	Central Breakfast	03	006	1511	0000	000000	400	37.20
067654	0030	09/11/2015	A	Western Breakfast	03	006	1511	0000	000000	500	16.20

STATUS (STS) CODES:

A-RECEIPT B-REFUND OF RECEIPT V-VOID REFUND OF RECEIPT X-REDUCTION OF EXPENDITURE
 C-APPROPRIATION OR BUDGET MODIFICATIONS D-EXPENSE/SUPPLIES DISTRIBUTION F-FUND TO FUND TRANSFER

TRANS NO	ITEM NO	TRANS DATE	STS DESCRIPTION OR SOURCE	TI	FUND	RCPT	SPCC	SUBJ	OPU	TRANS AMOUNT
067694	0026	09/18/2015	A HS Breakfast	03	006	1511	0000	000000	100	168.50
067694	0027	09/18/2015	A Jr. Hi Breakfast	03	006	1511	0000	000000	200	41.10
067694	0028	09/18/2015	A Eastern Breakfast	03	006	1511	0000	000000	300	29.80
067694	0029	09/18/2015	A Central Breakfast	03	006	1511	0000	000000	400	53.10
067694	0030	09/18/2015	A Western Breakfast	03	006	1511	0000	000000	500	21.20
067708	0026	09/25/2015	A HS Breakfast	03	006	1511	0000	000000	100	174.10
067708	0027	09/25/2015	A Jr. Hi Breakfast	03	006	1511	0000	000000	200	38.15
067708	0028	09/25/2015	A Eastern Breakfast	03	006	1511	0000	000000	300	29.60
067708	0029	09/25/2015	A Central Breakfast	03	006	1511	0000	000000	400	52.45
067708	0030	09/25/2015	A Western Breakfast	03	006	1511	0000	000000	500	22.80
067741	0026	09/30/2015	A HS Breakfast	03	006	1511	0000	000000	100	84.55
067741	0027	09/30/2015	A Jr. Hi Breakfast	03	006	1511	0000	000000	200	19.20
067741	0028	09/30/2015	A Eastern Breakfast	03	006	1511	0000	000000	300	19.80
067741	0029	09/30/2015	A Central Breakfast	03	006	1511	0000	000000	400	41.10
067741	0030	09/30/2015	A Western Breakfast	03	006	1511	0000	000000	500	14.70
RCPT CODE SUB-TOTAL:										1,244.70
067563	0002	09/02/2015	A Olivia Manuella- Lunch pymt	03	006	1512	0000	000000	200	13.00
067595	0001	09/04/2015	A HS Stu. Type A	03	006	1512	0000	000000	100	2,504.30
067595	0005	09/04/2015	A HS ROA Stu. Type A	03	006	1512	0000	000000	100	1,201.85-
067595	0006	09/04/2015	A Jr Hi Stu. Type A	03	006	1512	0000	000000	200	800.40
067595	0010	09/04/2015	A Jr. Hi ROA Stu Type A	03	006	1512	0000	000000	200	426.93-
067595	0011	09/04/2015	A Eastern Stu. Type A	03	006	1512	0000	000000	300	866.65
067595	0015	09/04/2015	A Eastern ROA Stu. Type A	03	006	1512	0000	000000	300	370.53-
067595	0016	09/04/2015	A Central Stu. Type A	03	006	1512	0000	000000	400	569.25
067595	0020	09/04/2015	A Central ROA Stu. Type A	03	006	1512	0000	000000	400	10.29-
067595	0021	09/04/2015	A Western Stu. Type A	03	006	1512	0000	000000	500	592.20
067595	0025	09/04/2015	A Western ROA Stu. Type A	03	006	1512	0000	000000	500	132.25-
067566	0002	09/08/2015	A Thomas Pitou- Lunch pymt	03	006	1512	0000	000000	500	30.00
067566	0004	09/08/2015	A Tiffany Pitou - Luncy pymt	03	006	1512	0000	000000	300	30.00
067567	0002	09/08/2015	A Michael Roak - fees credit	03	006	1512	0000	000000	200	26.00
067654	0001	09/11/2015	A HS Stu. Type A	03	006	1512	0000	000000	100	2,616.55
067654	0005	09/11/2015	A HS ROA Stu. Type A	03	006	1512	0000	000000	100	955.20-
067654	0006	09/11/2015	A Jr Hi Stu. Type A	03	006	1512	0000	000000	200	865.60
067654	0010	09/11/2015	A Jr. Hi. ROA Stu Type A	03	006	1512	0000	000000	200	412.70-
067654	0011	09/11/2015	A Eastern Stu. Type A	03	006	1512	0000	000000	300	941.75
067654	0015	09/11/2015	A Eastern ROA Stu. Type A	03	006	1512	0000	000000	300	488.05-
067654	0016	09/11/2015	A Central Stu. Type A	03	006	1512	0000	000000	400	609.80
067654	0020	09/11/2015	A Central ROA Stu. Type A	03	006	1512	0000	000000	400	131.43-
067654	0021	09/11/2015	A Western Stu. Type A	03	006	1512	0000	000000	500	626.65
067654	0025	09/11/2015	A Western ROA Stu. Type A	03	006	1512	0000	000000	500	218.15-
067694	0001	09/18/2015	A HS Stu. Type A	03	006	1512	0000	000000	100	3,349.15
067694	0005	09/18/2015	A HS ROA Stu. Type A	03	006	1512	0000	000000	100	1,005.01-

STATUS (STS) CODES:

A-RECEIPT B-REFUND OF RECEIPT V-VOID REFUND OF RECEIPT X-REDUCTION OF EXPENDITURE
 C-APPROPRIATION OR BUDGET MODIFICATIONS D-EXPENSE/SUPPLIES DISTRIBUTION F-FUND TO FUND TRANSFER

TRANS NO	ITEM NO	TRANS DATE	STS DESCRIPTION OR SOURCE	TI FUND RCPT SPCC SUBJ	OPU	TRANS AMOUNT
067694	0006	09/18/2015	A Jr Hi Stu. Type A	03 006 1512 0000 000000	200	1,140.70
067694	0010	09/18/2015	A Jr. Hi ROA Stu Type A	03 006 1512 0000 000000	200	499.50-
067694	0011	09/18/2015	A Eastern Stu. Type A	03 006 1512 0000 000000	300	1,222.70
067694	0015	09/18/2015	A Eastern ROA Stu. Type A	03 006 1512 0000 000000	300	474.33-
067694	0016	09/18/2015	A Central Stu. Type A	03 006 1512 0000 000000	400	813.05
067694	0020	09/18/2015	A Central ROA Stu. Type A	03 006 1512 0000 000000	400	299.40-
067694	0021	09/18/2015	A Western Stu. Type A	03 006 1512 0000 000000	500	922.90
067694	0025	09/18/2015	A Western ROA Stu. Type A	03 006 1512 0000 000000	500	331.60-
067708	0001	09/25/2015	A HS Stu. Type A	03 006 1512 0000 000000	100	3,470.50
067708	0005	09/25/2015	A HS ROA Stu. Type A	03 006 1512 0000 000000	100	1,790.40-
067708	0006	09/25/2015	A Jr Hi Stu. Type A	03 006 1512 0000 000000	200	1,206.20
067708	0010	09/25/2015	A Jr. Hi ROA Stu Type A	03 006 1512 0000 000000	200	587.47-
067708	0011	09/25/2015	A Eastern Stu. Type A	03 006 1512 0000 000000	300	1,208.55
067708	0015	09/25/2015	A Eastern ROA Stu. Type A	03 006 1512 0000 000000	300	459.60-
067708	0016	09/25/2015	A Central Stu. Type A	03 006 1512 0000 000000	400	897.20
067708	0020	09/25/2015	A Central ROA Stu. Type A	03 006 1512 0000 000000	400	245.29-
067708	0021	09/25/2015	A Western Stu. Type A	03 006 1512 0000 000000	500	873.05
067708	0025	09/25/2015	A Western ROA Stu. Type A	03 006 1512 0000 000000	500	341.85-
067712	0002	09/28/2015	A Katie Gouge Lunch pynt	03 006 1512 0000 000000	100	5.00
067740	0006	09/30/2015	A HS Lunch - Pay For It	03 006 1512 0000 000000	100	3,222.95
067740	0007	09/30/2015	A Jr High Lunch - Pay For It	03 006 1512 0000 000000	200	1,587.62
067740	0008	09/30/2015	A Eastern Lunch - Pay For It	03 006 1512 0000 000000	300	1,560.25
067740	0009	09/30/2015	A Central Lunch - Pay For It	03 006 1512 0000 000000	400	839.50
067740	0010	09/30/2015	A Western Lunch - Pay For It	03 006 1512 0000 000000	500	965.50
067741	0001	09/30/2015	A HS Stu. Type A	03 006 1512 0000 000000	100	2,065.45
067741	0005	09/30/2015	A HS ROA Stu. Type A	03 006 1512 0000 000000	100	399.53-
067741	0006	09/30/2015	A Jr Hi Stu. Type A	03 006 1512 0000 000000	200	676.90
067741	0010	09/30/2015	A Jr. Hi ROA Stu Type A	03 006 1512 0000 000000	200	225.40-
067741	0011	09/30/2015	A Eastern Stu. Type A	03 006 1512 0000 000000	300	791.55
067741	0015	09/30/2015	A Eastern ROA Stu. Type A	03 006 1512 0000 000000	300	497.20-
067741	0016	09/30/2015	A Central Stu. Type A	03 006 1512 0000 000000	400	586.95
067741	0020	09/30/2015	A Central ROA Stu. Type A	03 006 1512 0000 000000	400	269.26-
067741	0021	09/30/2015	A Western Stu. Type A	03 006 1512 0000 000000	500	551.50
067741	0025	09/30/2015	A Western ROA Stu. Type A	03 006 1512 0000 000000	500	86.24-
RCPT CODE SUB-TOTAL:						27,189.86
067595	0003	09/04/2015	A HS Stu. Ala Carte	03 006 1513 0000 000000	100	1,307.55
067595	0008	09/04/2015	A Jr. Hi Stu. Ala Carte	03 006 1513 0000 000000	200	365.90
067595	0013	09/04/2015	A Eastern Stu. Ala Carte	03 006 1513 0000 000000	300	200.75
067595	0018	09/04/2015	A Central Stu. Ala Carte	03 006 1513 0000 000000	400	121.00
067595	0023	09/04/2015	A Western Stu. Ala Carte	03 006 1513 0000 000000	500	84.25
067654	0003	09/11/2015	A HS Stu. Ala Carte	03 006 1513 0000 000000	100	1,296.85
067654	0008	09/11/2015	A Jr. Hi Stu. Ala Carte	03 006 1513 0000 000000	200	419.55

STATUS (STS) CODES:

A-RECEIPT B-REFUND OF RECEIPT V-VOID REFUND OF RECEIPT X-REDUCTION OF EXPENDITURE
 C-APPROPRIATION OR BUDGET MODIFICATIONS D-EXPENSE/SUPPLIES DISTRIBUTION F-FUND TO FUND TRANSFER

TRANS NO	ITEM NO	TRANS DATE	STS	DESCRIPTION OR SOURCE	TI	FUND	RCPT	SPCC	SUBJ	OPU	TRANS AMOUNT
067654	0013	09/11/2015	A	Eastern Stu. Ala Carte	03	006	1513	0000	000000	300	201.95
067654	0018	09/11/2015	A	Central Stu. Ala Carte	03	006	1513	0000	000000	400	108.75
067654	0023	09/11/2015	A	Western Stu. Ala Carte	03	006	1513	0000	000000	500	73.00
067694	0003	09/18/2015	A	HS Stu. ALa Carte	03	006	1513	0000	000000	100	1,827.22
067694	0008	09/18/2015	A	Jr. Hi Stu. Ala Carte	03	006	1513	0000	000000	200	434.65
067694	0013	09/18/2015	A	Eastern Stu. Ala Carte	03	006	1513	0000	000000	300	256.75
067694	0018	09/18/2015	A	Central Stu. Ala Carte	03	006	1513	0000	000000	400	146.00
067694	0023	09/18/2015	A	Western Stu. Ala Carte	03	006	1513	0000	000000	500	119.75
067708	0003	09/25/2015	A	HS Stu. Ala Carte	03	006	1513	0000	000000	100	1,998.90
067708	0008	09/25/2015	A	Jr. Hi Stu. Ala Carte	03	006	1513	0000	000000	200	447.55
067708	0013	09/25/2015	A	Eastern Stu. Ala Carte	03	006	1513	0000	000000	300	239.75
067708	0018	09/25/2015	A	Central Stu. Ala Carte	03	006	1513	0000	000000	400	150.50
067708	0023	09/25/2015	A	Western Stu. Ala Carte	03	006	1513	0000	000000	500	123.00
067741	0003	09/30/2015	A	HS Stu. ALa Carte	03	006	1513	0000	000000	100	1,059.10
067741	0008	09/30/2015	A	Jr. Hi Stu. Ala Carte	03	006	1513	0000	000000	200	281.15
067741	0013	09/30/2015	A	Eastern Stu. Ala Carte	03	006	1513	0000	000000	300	150.75
067741	0018	09/30/2015	A	Central Stu. Ala Carte	03	006	1513	0000	000000	400	90.00
067741	0023	09/30/2015	A	Western Stu. Ala Carte	03	006	1513	0000	000000	500	72.00
RCPT CODE SUB-TOTAL:											11,576.62
067595	0002	09/04/2015	A	HS Stu. Milk	03	006	1514	0000	000000	100	24.00
067595	0007	09/04/2015	A	Jr. Hi. Stu Milk	03	006	1514	0000	000000	200	8.50
067595	0012	09/04/2015	A	Eastern Stu. Milk	03	006	1514	0000	000000	300	6.50
067595	0017	09/04/2015	A	Central Stu. Milk	03	006	1514	0000	000000	400	16.50
067595	0022	09/04/2015	A	Western Stu. Milk	03	006	1514	0000	000000	500	22.00
067654	0002	09/11/2015	A	HS Stu. Milk	03	006	1514	0000	000000	100	24.50
067654	0007	09/11/2015	A	Jr. Hi. Stu Milk	03	006	1514	0000	000000	200	12.50
067654	0012	09/11/2015	A	Eastern Stu. Milk	03	006	1514	0000	000000	300	9.50
067654	0017	09/11/2015	A	Central Stu. Milk	03	006	1514	0000	000000	400	14.00
067654	0022	09/11/2015	A	Western Stu. Milk	03	006	1514	0000	000000	500	17.00
067694	0002	09/18/2015	A	HS Stu. Milk	03	006	1514	0000	000000	100	30.50
067694	0007	09/18/2015	A	Jr. Hi. Stu Milk	03	006	1514	0000	000000	200	10.00
067694	0012	09/18/2015	A	Eastern Stu. Milk	03	006	1514	0000	000000	300	9.50
067694	0017	09/18/2015	A	Central Stu. Milk	03	006	1514	0000	000000	400	11.00
067694	0022	09/18/2015	A	Western Stu. Milk	03	006	1514	0000	000000	500	18.00
067708	0002	09/25/2015	A	HS Stu. Milk	03	006	1514	0000	000000	100	40.00
067708	0007	09/25/2015	A	Jr. Hi. Stu Milk	03	006	1514	0000	000000	200	10.00
067708	0012	09/25/2015	A	Eastern Stu. Milk	03	006	1514	0000	000000	300	12.50
067708	0017	09/25/2015	A	Central Stu. Milk	03	006	1514	0000	000000	400	8.50
067708	0022	09/25/2015	A	Western Stu. Milk	03	006	1514	0000	000000	500	19.50
067741	0002	09/30/2015	A	HS Stu. Milk	03	006	1514	0000	000000	100	15.00
067741	0007	09/30/2015	A	Jr. Hi. Stu Milk	03	006	1514	0000	000000	200	7.00
067741	0012	09/30/2015	A	Eastern Stu. Milk	03	006	1514	0000	000000	300	7.00

STATUS (STS) CODES:

A-RECEIPT B-REFUND OF RECEIPT V-VOID REFUND OF RECEIPT X-REDUCTION OF EXPENDITURE
 C-APPROPRIATION OR BUDGET MODIFICATIONS D-EXPENSE/SUPPLIES DISTRIBUTION F-FUND TO FUND TRANSFER

TRANS NO	ITEM NO	TRANS DATE	STS	DESCRIPTION OR SOURCE	TI	FUND	RCPT	SPCC	SUBJ	OPU	TRANS AMOUNT
067741	0017	09/30/2015	A	Central Stu. Milk	03	006	1514	0000	000000	400	3.00
067741	0022	09/30/2015	A	Western Stu. Milk	03	006	1514	0000	000000	500	10.00
RCPT CODE SUB-TOTAL:											366.50
067595	0004	09/04/2015	A	HS Adult Ala Carte	03	006	1523	0000	000000	100	150.90
067595	0009	09/04/2015	A	Jr. Hi Adult Ala Carte	03	006	1523	0000	000000	200	42.55
067595	0014	09/04/2015	A	Eastern Adult Ala Carte	03	006	1523	0000	000000	300	21.75
067595	0019	09/04/2015	A	Central Adult Ala Carte	03	006	1523	0000	000000	400	12.00
067595	0024	09/04/2015	A	Western Adult Ala Carte	03	006	1523	0000	000000	500	6.25
067654	0004	09/11/2015	A	HS Adult Ala Carte	03	006	1523	0000	000000	100	223.65
067654	0009	09/11/2015	A	Jr. Hi Adult Ala Carte	03	006	1523	0000	000000	200	42.00
067654	0014	09/11/2015	A	Eastern Adult Ala Carte	03	006	1523	0000	000000	300	34.00
067654	0019	09/11/2015	A	Central Adult Ala Carte	03	006	1523	0000	000000	400	26.00
067654	0024	09/11/2015	A	Western Adult Ala Carte	03	006	1523	0000	000000	500	3.25
067694	0004	09/18/2015	A	HS Adult Ala Carte	03	006	1523	0000	000000	100	82.90
067694	0009	09/18/2015	A	Jr. Hi Adult Ala Carte	03	006	1523	0000	000000	200	68.30
067694	0014	09/18/2015	A	Eastern Adult Ala Carte	03	006	1523	0000	000000	300	60.35
067694	0019	09/18/2015	A	Central Adult Ala Carte	03	006	1523	0000	000000	400	31.30
067694	0024	09/18/2015	A	Western Adult Ala Carte	03	006	1523	0000	000000	500	9.75
067708	0004	09/25/2015	A	HS Adult Ala Carte	03	006	1523	0000	000000	100	73.70
067708	0009	09/25/2015	A	Jr. Hi Adult Ala Carte	03	006	1523	0000	000000	200	65.75
067708	0014	09/25/2015	A	Eastern Adult Ala Carte	03	006	1523	0000	000000	300	50.50
067708	0019	09/25/2015	A	Central Adult Ala Carte	03	006	1523	0000	000000	400	40.50
067708	0024	09/25/2015	A	Western Adult Ala Carte	03	006	1523	0000	000000	500	10.50
067741	0004	09/30/2015	A	HS Adult Ala Carte	03	006	1523	0000	000000	100	56.95
067741	0009	09/30/2015	A	Jr. Hi Adult Ala Carte	03	006	1523	0000	000000	200	21.75
067741	0014	09/30/2015	A	Eastern Adult Ala Carte	03	006	1523	0000	000000	300	24.65
067741	0019	09/30/2015	A	Central Adult Ala Carte	03	006	1523	0000	000000	400	11.75
067741	0024	09/30/2015	A	Western Adult Ala Carte	03	006	1523	0000	000000	500	9.75
RCPT CODE SUB-TOTAL:											1,180.75
067745	0001	09/29/2015	A	Coke Commission Food Service	03	006	1851	0000	000000	000	371.80
RCPT CODE SUB-TOTAL:											371.80
067746	0001	09/29/2015	A	Schwans Rebate	03	006	1890	0000	000000	000	166.69
RCPT CODE SUB-TOTAL:											166.69
067634	0001	09/14/2015	A	SERS FY15 Refund	03	006	5300	0000	000000	000	4,587.78
RCPT CODE SUB-TOTAL:											4,587.78
FUND CODE SUB-TOTAL:											46,684.70

STATUS (STS) CODES:

A-RECEIPT B-REFUND OF RECEIPT V-VOID REFUND OF RECEIPT X-REDUCTION OF EXPENDITURE
 C-APPROPRIATION OR BUDGET MODIFICATIONS D-EXPENSE/SUPPLIES DISTRIBUTION F-FUND TO FUND TRANSFER

DATE: 10/01/2015
 TIME: 16:20

LEXINGTON LOCAL SCHOOLS
 TRANS. BY FUND/RCPT, ALL FUNDS
 DATES 09/01/2015 THRU 09/30/2015
 SORTED BY TRANSACTION DATE

PAGE: 9
 (RECELD)

TRANS NO	ITEM NO	TRANS DATE	STS	DESCRIPTION OR SOURCE	TI	FUND	RCPT	SPCC	SUBJ	OPI	TRANS AMOUNT	
067747	0003	09/29/2015	A	Richland Bank May Interest	03	007	1410	9800	000000	000	2.08	
											RCPT CODE SUB-TOTAL:	2.08
											FUND CODE SUB-TOTAL:	2.08
067747	0004	09/29/2015	A	Richland Bank May Interest	03	007	1410	9801	000000	000	0.31	
											RCPT CODE SUB-TOTAL:	0.31
											FUND CODE SUB-TOTAL:	0.31
067575	0001	09/02/2015	A	HS Parking tags	03	018	1690	9100	000000	000	68.00	
067617	0001	09/09/2015	A	Gorman Rupp donation	03	018	1690	9100	000000	000	155.00	
067680	0001	09/22/2015	A	Merchant Services commission	03	018	1690	9100	000000	000	23.29	
067719	0001	09/28/2015	A	HS Vending Commission	03	018	1690	9100	000000	000	35.77	
067729	0001	09/29/2015	A	PSAT Tests	03	018	1690	9100	000000	000	150.00	
											RCPT CODE SUB-TOTAL:	432.06
											FUND CODE SUB-TOTAL:	432.06
067745	0002	09/29/2015	A	Coke Commission Jr High	03	018	1690	9200	000000	000	17.40	
											RCPT CODE SUB-TOTAL:	17.40
											FUND CODE SUB-TOTAL:	17.40
067745	0004	09/29/2015	A	Coke Commission East	03	018	1690	9300	000000	000	39.04	
											RCPT CODE SUB-TOTAL:	39.04
											FUND CODE SUB-TOTAL:	39.04
067569	0002	09/01/2015	A	Central fees princ acct	03	018	1630	9400	000000	000	2.00	
067571	0002	09/01/2015	A	Central fees princ	03	018	1630	9400	000000	000	16.00	
067591	0002	09/03/2015	A	Central fees princ	03	018	1630	9400	000000	000	10.00	
067607	0002	09/08/2015	A	Central fees princ acct	03	018	1630	9400	000000	000	12.00	
067609	0002	09/08/2015	A	School fees princ acct	03	018	1630	9400	000000	000	6.00	

STATUS (STS) CODES:

A-RECEIPT B-REFUND OF RECEIPT V-VOID REFUND OF RECEIPT X-REDUCTION OF EXPENDITURE
 C-APPROPRIATION OR BUDGET MODIFICATIONS D-EXPENSE/SUPPLIES DISTRIBUTION F-FUND TO FUND TRANSFER

TRANS NO	ITEM NO	TRANS DATE	STS	DESCRIPTION OR SOURCE	TI	FUND	RCPT	SPCC	SUBJ	OPU	TRANS AMOUNT
067614	0002	09/09/2015	A	Central Fees princ acct	03	018	1630	9400	000000	000	4.00
067627	0001	09/11/2015	A	Central fees princ	03	018	1630	9400	000000	000	6.00
067662	0002	09/18/2015	A	Central school fees princ	03	018	1630	9400	000000	000	2.00
067672	0002	09/21/2015	A	Central fees princ acct	03	018	1630	9400	000000	000	4.00
067720	0002	09/25/2015	A	School fees princ/popcorn sale	03	018	1630	9400	000000	000	186.00
067723	0002	09/29/2015	A	Central fees princ	03	018	1630	9400	000000	000	2.00
RCPT CODE SUB-TOTAL:											250.00
067662	0003	09/18/2015	A	Coke Machine	03	018	1690	9400	000000	000	14.96
RCPT CODE SUB-TOTAL:											14.96
067609	0001	09/08/2015	A	donation for supplies	03	018	1820	9400	000000	000	100.00
RCPT CODE SUB-TOTAL:											100.00
FUND CODE SUB-TOTAL:											364.96
067572	0002	09/01/2015	A	Western fees prin	03	018	1630	9500	000000	000	135.00
067576	0002	09/02/2015	A	Western fees princ acct	03	018	1630	9500	000000	000	41.00
067581	0001	09/02/2015	A	Kroger check	03	018	1630	9500	000000	000	213.19
067588	0002	09/03/2015	A	Western fees princ acct	03	018	1630	9500	000000	000	10.00
067590	0002	09/03/2015	A	Western fees princ	03	018	1630	9500	000000	000	22.00
067596	0002	09/04/2015	A	Western fees princ	03	018	1630	9500	000000	000	79.00
067626	0002	09/11/2015	A	Western fees princ	03	018	1630	9500	000000	000	20.00
067636	0002	09/15/2015	A	Western fees princ acct	03	018	1630	9500	000000	000	30.00
067642	0002	09/16/2015	A	Western Fees princ	03	018	1630	9500	000000	000	54.00
067657	0002	09/17/2015	A	Western fees princ acct	03	018	1630	9500	000000	000	21.00
067661	0002	09/18/2015	A	Western fees princ acct	03	018	1630	9500	000000	000	10.00
067669	0002	09/18/2015	A	Western fees princ acct	03	018	1630	9500	000000	000	111.00
067684	0002	09/23/2015	A	Western fees princ acct	03	018	1630	9500	000000	000	10.00
067700	0002	09/24/2015	A	Western fees princ fund	03	018	1630	9500	000000	000	100.00
067702	0002	09/25/2015	A	Western fees princ acct	03	018	1630	9500	000000	000	10.00
067725	0002	09/29/2015	A	Western fees princ	03	018	1630	9500	000000	000	33.00
RCPT CODE SUB-TOTAL:											899.19
067745	0003	09/29/2015	A	Coke Commission Wester	03	018	1690	9500	000000	000	54.71
RCPT CODE SUB-TOTAL:											54.71
FUND CODE SUB-TOTAL:											953.90

STATUS (STS) CODES:

A-RECEIPT B-REFUND OF RECEIPT V-VOID REFUND OF RECEIPT X-REDUCTION OF EXPENDITURE
 C-APPROPRIATION OR BUDGET MODIFICATIONS D-EXPENSE/SUPPLIES DISTRIBUTION F-FUND TO FUND TRANSFER

DATE: 10/01/2015
TIME: 16:20

LEXINGTON LOCAL SCHOOLS
TRANS. BY FUND/RCPT, ALL FUNDS
DATES 09/01/2015 THRU 09/30/2015
SORTED BY TRANSACTION DATE

PAGE: 11
(RECLED)

TRANS NO	ITEM NO	TRANS DATE	STS	DESCRIPTION OR SOURCE	TI	FUND	RCPT	SPEC	SUBJ	OPU	TRANS AMOUNT	
067631	0003	09/14/2015	A	PTD Recycling-Central	03	019	1890	9121	000000	000	15.23	
											RCPT CODE SUB-TOTAL:	15.23
											FUND CODE SUB-TOTAL:	15.23
067631	0001	09/14/2015	A	PTD Recycling-Eastern	03	019	1890	9122	000000	000	15.23	
											RCPT CODE SUB-TOTAL:	15.23
											FUND CODE SUB-TOTAL:	15.23
067631	0002	09/14/2015	A	PTD Recycling-Western	03	019	1890	9123	000000	000	15.23	
											RCPT CODE SUB-TOTAL:	15.23
											FUND CODE SUB-TOTAL:	15.23
067679	0001	09/21/2015	A	Rich Co Found Grant - Stained	03	019	1820	9205	000000	000	1,351.00	
											RCPT CODE SUB-TOTAL:	1,351.00
											FUND CODE SUB-TOTAL:	1,351.00
067622	0002	09/10/2015	A	Rich Co Found Grant - Seasonal	03	019	1820	9206	000000	000	890.54	
											RCPT CODE SUB-TOTAL:	890.54
											FUND CODE SUB-TOTAL:	890.54
067622	0001	09/10/2015	A	Rich Co Found Grant - Com Core	03	019	1820	9207	000000	000	1,104.56	
											RCPT CODE SUB-TOTAL:	1,104.56
											FUND CODE SUB-TOTAL:	1,104.56
067747	0002	09/29/2015	A	Richland Bank May Int. 024	03	024	1410	0000	000000	000	99.80	
											RCPT CODE SUB-TOTAL:	99.80

STATUS (STS) CODES:

A-RECEIPT B-REFUND OF RECEIPT V-VOID REFUND OF RECEIPT X-REDUCTION OF EXPENDITURE
C-APPROPRIATION OR BUDGET MODIFICATIONS D-EXPENSE/SUPPLIES DISTRIBUTION F-FUND TO FUND TRANSFER

DATE: 10/01/2015
TIME: 16:20

LEXINGTON LOCAL SCHOOLS
TRANS. BY FUND/RCPT, ALL FUNDS
DATES 09/01/2015 THRU 09/30/2015
SORTED BY TRANSACTION DATE

PAGE: 12
(RECLED)

TRANS NO	ITEM NO	TRANS DATE	STS DESCRIPTION OR SOURCE	TI	FUND	RCPT	SPCC	SUBJ	OPU	TRANS AMOUNT
067635	0001	09/14/2015	A Heck Sept Ins	03	024	1872	0000	000000	000	1,553.35
067643	0001	09/16/2015	A Employees' Premiums Sept	03	024	1872	0000	000000	000	46,251.26
067644	0001	09/16/2015	A Board's Premiums Sept	03	024	1872	0000	000000	000	264,490.06
067728	0001	09/29/2015	A Sorrenti sept ins premium	03	024	1872	0000	000000	000	148.00
RCPT CODE SUB-TOTAL:										312,442.67
FUND CODE SUB-TOTAL:										312,542.47
067628	0001	09/14/2015	A French Club T-Shirt sales	03	200	1620	9105	000000	000	10.00
067639	0002	09/16/2015	A French club Tshirt sales	03	200	1620	9105	000000	000	10.00
RCPT CODE SUB-TOTAL:										20.00
067628	0002	09/14/2015	A French Club Dues	03	200	1630	9105	000000	000	10.00
067639	0001	09/16/2015	A French Club dues	03	200	1630	9105	000000	000	5.00
RCPT CODE SUB-TOTAL:										15.00
FUND CODE SUB-TOTAL:										35.00
067646	0002	09/11/2015	A Spanish club Tshirt sales	03	200	1620	9107	000000	000	50.00
067640	0002	09/16/2015	A Spanish club Tshirt sales	03	200	1620	9107	000000	000	50.00
067647	0002	09/16/2015	A Spanish club Tshirt sales	03	200	1620	9107	000000	000	130.00-
067645	0002	09/17/2015	A Spanish club Tshirt sales	03	200	1620	9107	000000	000	130.00
067650	0002	09/18/2015	A Spanish club Tshirt sales	03	200	1620	9107	000000	000	130.00
067651	0002	09/18/2015	A Spanish club Tshirt sales	03	200	1620	9107	000000	000	50.00-
067663	0002	09/18/2015	A Spanish club dues	03	200	1620	9107	000000	000	30.00
067674	0002	09/21/2015	A Spanish club tshirt sales	03	200	1620	9107	000000	000	100.00
067682	0002	09/22/2015	A Spanish Club Tshirts	03	200	1620	9107	000000	000	125.00
067696	0002	09/24/2015	A Spanish Club tshirs	03	200	1620	9107	000000	000	40.00
067697	0002	09/24/2015	A Spanish Club tshirs	03	200	1620	9107	000000	000	105.00
067721	0002	09/29/2015	A Spanish club tshirs	03	200	1620	9107	000000	000	10.00
067722	0002	09/29/2015	A Spanish club tshirs	03	200	1620	9107	000000	000	20.00
RCPT CODE SUB-TOTAL:										610.00
067646	0001	09/11/2015	A Spanish Club dues	03	200	1630	9107	000000	000	25.00
067640	0001	09/16/2015	A Spanish Club dues	03	200	1630	9107	000000	000	25.00
067647	0001	09/16/2015	A Spanish Club dues	03	200	1630	9107	000000	000	45.00-
067645	0001	09/17/2015	A Spanish Club dues	03	200	1630	9107	000000	000	45.00
067650	0001	09/18/2015	A Spanish Club dues	03	200	1630	9107	000000	000	45.00

STATUS (STS) CODES:

A-RECEIPT B-REFUND OF RECEIPT V-VOID REFUND OF RECEIPT X-REDUCTION OF EXPENDITURE
C-APPROPRIATION OR BUDGET MODIFICATIONS D-EXPENSE/SUPPLIES DISTRIBUTION F-FUND TO FUND TRANSFER

DATE: 10/01/2015
 TIME: 16:20

LEXINGTON LOCAL SCHOOLS
 TRANS. BY FUND/RCPT, ALL FUNDS
 DATES 09/01/2015 THRU 09/30/2015
 SORTED BY TRANSACTION DATE

PAGE: 13
 (REGLED)

TRANS NO	ITEM NO	TRANS DATE	STS	DESCRIPTION OR SOURCE	TI	FUND	RCPT	SPCC	SUBJ	OPU	TRANS AMOUNT	
067651	0001	09/18/2015	A	Spanish Club dues	03	200	1630	9107	000000	000	25.00-	
067674	0001	09/21/2015	A	Spanish Club dues	03	200	1630	9107	000000	000	70.00	
067682	0001	09/22/2015	A	Spanish Club Dues	03	200	1630	9107	000000	000	70.00	
067696	0001	09/24/2015	A	Spanish Club dues	03	200	1630	9107	000000	000	60.00	
067697	0001	09/24/2015	A	Spanish Club dues	03	200	1630	9107	000000	000	45.00	
067721	0001	09/29/2015	A	Spanish club dues	03	200	1630	9107	000000	000	5.00	
067722	0001	09/29/2015	A	Spanish club dues	03	200	1630	9107	000000	000	10.00	
											RCPT CODE SUB-TOTAL:	330.00
067663	0001	09/18/2015	A	Spanish club tshirt sales	03	200	1690	9107	000000	000	60.00	
											RCPT CODE SUB-TOTAL:	60.00
											FUND CODE SUB-TOTAL:	1,000.00
067706	0001	09/25/2015	A	Leo Club recycling	03	200	1690	9108	000000	000	204.40	
											RCPT CODE SUB-TOTAL:	204.40
											FUND CODE SUB-TOTAL:	204.40
067731	0001	09/29/2015	A	HS Yearbook sales	03	200	1620	9119	000000	000	440.00	
											RCPT CODE SUB-TOTAL:	440.00
067587	0001	09/02/2015	A	HS Yearbook Ad sales	03	200	1690	9119	000000	000	2,315.00	
067732	0001	09/29/2015	A	HS Yearbook Ad sales	03	200	1690	9119	000000	000	2,340.00	
											RCPT CODE SUB-TOTAL:	4,655.00
											FUND CODE SUB-TOTAL:	5,095.00
067668	0001	09/18/2015	A	JH PE Vending	03	300	1620	9206	000000	000	290.00	
											RCPT CODE SUB-TOTAL:	290.00
											FUND CODE SUB-TOTAL:	290.00
067577	0001	09/02/2015	A	JH Volleyball Adm 8/31	03	300	1610	9600	000000	702	191.00	

STATUS (STS) CODES:

A-RECEIPT B-REFUND OF RECEIPT V-VOID REFUND OF RECEIPT X-REDUCTION OF EXPENDITURE
 C-APPROPRIATION OR BUDGET MODIFICATIONS D-EXPENSE/SUPPLIES DISTRIBUTION F-FUND TO FUND TRANSFER

TRANS NO	ITEM NO	TRANS DATE	STS	DESCRIPTION OR SOURCE	TI	FUND	RCPT	SPCC	SUBJ	OPU	TRANS AMOUNT
067578	0001	09/02/2015	A	JH Volleyball Adm 8/31	03	300	1610	9600	000000	702	191.00-
067579	0001	09/02/2015	A	JH Volleyball Adm 8/31	03	300	1610	9600	000000	714	191.00
067580	0001	09/02/2015	A	Var Volleyball Adm 9/1	03	300	1610	9600	000000	702	199.00
067583	0001	09/02/2015	A	7th Gr FB adm 9/1	03	300	1610	9600	000000	713	452.00
067584	0001	09/02/2015	A	Boys Soccer Adm 8/31	03	300	1610	9600	000000	703	476.00
067586	0001	09/02/2015	A	Boys soccer adm 9*1	03	300	1610	9600	000000	703	687.00
067598	0001	09/03/2015	A	Athl Returned NSF Ck - JC	03	300	1610	9600	000000	713	8.00-
067600	0001	09/04/2015	A	2015 Fall sports passes	03	300	1610	9600	000000	000	70.00
067608	0001	09/08/2015	A	Girls Soccer Adm 9/5	03	300	1610	9600	000000	704	157.00
067610	0001	09/08/2015	A	JH VB Adm 9/4	03	300	1610	9600	000000	714	207.00
067611	0001	09/08/2015	A	FB Pre-Sale 9/4	03	300	1610	9600	000000	700	222.00
067616	0001	09/09/2015	A	Var VB Adm 9/8	03	300	1610	9600	000000	702	278.00
067618	0001	09/09/2015	A	Boys Soccer Adm 9/8	03	300	1610	9600	000000	703	712.00
067624	0001	09/10/2015	A	JH FB Adm 9/9	03	300	1610	9600	000000	713	337.00
067625	0001	09/10/2015	A	JH VB Adm 9/8	03	300	1610	9600	000000	714	171.00
067637	0001	09/15/2015	A	FR Boys Soccer Adm 9/14	03	300	1610	9600	000000	703	129.00
067655	0001	09/16/2015	A	Girls JV Soccer Adm 9/15	03	300	1610	9600	000000	704	179.00
067656	0001	09/16/2015	A	7th Gr Football Adm 9/15	03	300	1610	9600	000000	713	367.00
067658	0001	09/17/2015	A	JH Volleyball Adm 9/16	03	300	1610	9600	000000	714	162.00
067659	0001	09/17/2015	A	JV/FR Boys Soccer Adm 9/16	03	300	1610	9600	000000	703	206.00
067667	0001	09/18/2015	A	FR Football Adm 9/17	03	300	1610	9600	000000	700	212.00
067670	0001	09/18/2015	A	Var Volleyball Adm 9/17	03	300	1610	9600	000000	702	403.00
067676	0001	09/21/2015	A	Var Boys Soccer Adm 9/19	03	300	1610	9600	000000	703	454.00
067681	0001	09/22/2015	A	FR Boys Soccer Adm 9/21	03	300	1610	9600	000000	703	104.00
067683	0001	09/22/2015	A	JH Volleyball Adm 9/21	03	300	1610	9600	000000	714	220.00
067685	0001	09/23/2015	A	JV/Var Boys Soccer Adm 9/22	03	300	1610	9600	000000	703	759.00
067701	0001	09/24/2015	A	8th gr Football Adm 8/23	03	300	1610	9600	000000	713	352.00
067707	0001	09/25/2015	A	JV/Var Girls Soccer Adm 9/24	03	300	1610	9600	000000	704	717.00
067707	0002	09/25/2015	A	Gate overage	03	300	1610	9600	000000	704	5.00
067711	0001	09/28/2015	A	Var FB Adm 9/25	03	300	1610	9600	000000	700	8,755.00
067715	0001	09/28/2015	A	Boys/Girls Soccer Adm 9/26	03	300	1610	9600	000000	703	501.00
067715	0002	09/28/2015	A	Boys/Girls Soccer Adm 9/26	03	300	1610	9600	000000	704	501.00
067734	0001	09/30/2015	A	JV/Var Volleyball Adm 9/29	03	300	1610	9600	000000	702	225.00
067735	0001	09/30/2015	A	7th Gr Football Adm 9/29	03	300	1610	9600	000000	713	283.00
067739	0001	09/30/2015	A	JV/Var Boys soccer Adm	03	300	1610	9600	000000	703	507.00
067739	0002	09/30/2015	A	JV/Var Soccer overage adm	03	300	1610	9600	000000	703	3.00
RCPT CODE SUB-TOTAL:											19,195.00
067710	0001	09/28/2015	A	Var FB Program sales 9/25	03	300	1620	9600	000000	700	394.00
067714	0001	09/28/2015	A	Soccer program sales 9/26	03	300	1620	9600	000000	703	78.00
RCPT CODE SUB-TOTAL:											472.00

STATUS (STS) CODES:

A-RECEIPT B-REFUND OF RECEIPT V-VOID REFUND OF RECEIPT X-REDUCTION OF EXPENDITURE
 C-APPROPRIATION OR BUDGET MODIFICATIONS D-EXPENSE/SUPPLIES DISTRIBUTION F-FUND TO FUND TRANSFER

TRANS NO	ITEM NO	TRANS DATE	STS	DESCRIPTION OR SOURCE	TI	FUND	RCPT	SPCC	SUBJ	OPU	TRANS AMOUNT
067599	0001	09/04/2015	A	2015/16 Patron Mailing	03	300	1690	9600	000000	000	50.00
067601	0001	09/04/2015	A	2015/16 Program ad sponsor	03	300	1690	9600	000000	000	100.00
067603	0001	09/04/2015	A	2015/16 Program Ad sponsor	03	300	1690	9600	000000	000	160.00
067605	0001	09/08/2015	A	2015/16 Patron mailing	03	300	1690	9600	000000	000	25.00
067612	0001	09/08/2015	A	2015/16 Program Ad	03	300	1690	9600	000000	000	300.00
067619	0001	09/09/2015	A	2015/16 Program Ad Sponsors	03	300	1690	9600	000000	000	1,040.00
067623	0001	09/10/2015	A	Fall 2015 sponsorship	03	300	1690	9600	000000	000	4,000.00
067630	0001	09/14/2015	A	Girls Golf Invit entry fee	03	300	1690	9600	000000	000	400.00
067632	0001	09/14/2015	A	2015/16 Program Ad sponsor	03	300	1690	9600	000000	000	690.00
067632	0001	09/18/2015	A	Girls Golf Invit entry fee	03	300	1690	9600	000000	000	400.00
067675	0001	09/21/2015	A	2015/16 Patron Mailing	03	300	1690	9600	000000	000	275.00
067677	0001	09/21/2015	A	2015/16 Program Ad sponsors	03	300	1690	9600	000000	000	490.00
067713	0001	09/28/2015	A	2015/16 Advertising	03	300	1690	9600	000000	000	1,250.00
067736	0001	09/30/2015	A	2015/16 Program Ad	03	300	1690	9600	000000	000	250.00
067737	0001	09/30/2015	A	2015/16 Program Ad	03	300	1690	9600	000000	000	250.00
RCPT CODE SUB-TOTAL:											8,880.00
067617	0002	09/09/2015	A	Gorman Rupp Donation	03	300	1820	9600	000000	000	195.00
067699	0001	09/24/2015	A	Donation Northside Auto	03	300	1820	9600	000000	000	200.00
RCPT CODE SUB-TOTAL:											395.00
067602	0001	09/04/2015	A	Girls Tennis Invit entry fee	03	300	1890	9600	000000	705	120.00
067604	0001	09/04/2015	A	2015 Girls Golf entry fee	03	300	1890	9600	000000	705	200.00
067606	0001	09/08/2015	A	2015 Girls Tennis Invit entry	03	300	1890	9600	000000	705	120.00
067615	0001	09/09/2015	A	Boys Golf Invit entry fee	03	300	1890	9600	000000	706	270.00
067653	0001	09/18/2015	A	Girls Golf Invit entry fee	03	300	1890	9600	000000	706	400.00
067664	0001	09/18/2015	A	2015 Girls Tennis Invit Entry	03	300	1890	9600	000000	705	120.00
067666	0001	09/18/2015	A	Girls Golf Invit entry fee	03	300	1890	9600	000000	706	200.00
067709	0001	09/28/2015	A	WVFD Varsity football game	03	300	1890	9600	000000	700	100.00
067738	0001	09/30/2015	A	CC Invitational fees	03	300	1890	9600	000000	701	270.00
067738	0002	09/30/2015	A	Golf Invit fees	03	300	1890	9600	000000	706	650.00
RCPT CODE SUB-TOTAL:											2,450.00
FUND CODE SUB-TOTAL:											31,392.00
067649	0001	09/15/2015	A	IDEA-B Revenue	03	516	4220	9015	000000	000	2,607.94
RCPT CODE SUB-TOTAL:											2,607.94
FUND CODE SUB-TOTAL:											2,607.94

STATUS (STS) CODES:

A-RECEIPT B-REFUND OF RECEIPT V-VOID REFUND OF RECEIPT X-REDUCTION OF EXPENDITURE
 C-APPROPRIATION OR BUDGET MODIFICATIONS D-EXPENSE/SUPPLIES DISTRIBUTION F-FUND TO FUND TRANSFER

DATE: 10/01/2015
TIME: 16:20

LEXINGTON LOCAL SCHOOLS
TRANS. BY FUND/RCPT, ALL FUNDS
DATES 09/01/2015 THRU 09/30/2015
SORTED BY TRANSACTION DATE

PAGE: 16
(RECELD)

TRANS NO	ITEM NO	TRANS DATE	STS	DESCRIPTION OR SOURCE	TI	FUND	RCPT	SPCC	SUBJ	OPU	TRANS AMOUNT	
067693	0001	09/24/2015	A	IDEA-B Revenue	03	516	4220	9016	000000	000	41,051.36	
											RCPT CODE SUB-TOTAL:	41,051.36
											FUND CODE SUB-TOTAL:	41,051.36
067648	0001	09/14/2015	A	Title I Revenue	03	572	4220	9015	000000	000	1,262.85	
											RCPT CODE SUB-TOTAL:	1,262.85
											FUND CODE SUB-TOTAL:	1,262.85
067692	0001	09/24/2015	A	Title I Revenue	03	572	4220	9016	000000	000	22,950.61	
											RCPT CODE SUB-TOTAL:	22,950.61
											FUND CODE SUB-TOTAL:	22,950.61
											GRAND TOTAL:	1,410,373.99

STATUS (STS) CODES:

A-RECEIPT B-REFUND OF RECEIPT V-VOID REFUND OF RECEIPT X-REDUCTION OF EXPENDITURE
C-APPROPRIATION OR BUDGET MODIFICATIONS D-EXPENSE/SUPPLIES DISTRIBUTION F-FUND TO FUND TRANSFER

Date: 10/01/15
Time: 4:21 pm

LEXINGTON LOCAL SCHOOLS
Revenue Account Summary
SORTED BY FUND-SCC/ACCT

Page: 1
(REVSUM)

	FYTD Receivable	FYTD Actual Receipts	MTD Actual Receipts	YTD Actual Receipts	FYTD Balance Receivable	FYTD Percent Received
*****TOTAL FOR FUND-SCC 001 0000 (GENERAL FUND):	23,000,239.00	7,564,983.83	937,208.73	19,863,964.18	15,435,255.17	32.89
*****TOTAL FOR FUND-SCC 001 9412 (GENERAL BUDGET RESERVE SET-ASIDE-1%/BWC):	0.00	0.00	0.00	0.00	0.00	0.00
*****TOTAL FOR FUND-SCC 001 9800 (FINGERPRINT PAYMENT CLEARING ACCOUNT):	0.00	0.00	0.00	0.00	0.00	0.00
*****TOTAL FOR FUND-SCC 002 0000 (BOND RETIREMENT FUND):	0.00	0.00	0.00	0.00	0.00	0.00
*****TOTAL FOR FUND-SCC 003 0000 (PERMANENT IMPROVEMENT FUND):	902,623.00	464,884.38	2,847.39	850,382.99	437,738.62	51.50
*****TOTAL FOR FUND-SCC 006 0000 (FOOD SERVICE FUND):	742,648.00	71,472.61	46,684.70	484,297.28	671,175.39	9.62
*****TOTAL FOR FUND-SCC 007 9003 (FRAN & WARREN RUPP SCHOLARSHIP):	0.00	0.00	0.00	0.00	0.00	0.00
*****TOTAL FOR FUND-SCC 007 9800 (TERRY McCAMMON SCHOLARSHIP FUND):	519.00	5.87	2.08	16.10	513.13	1.13
*****TOTAL FOR FUND-SCC 007 9801 (MINUTEMAN ALUMNI SCHOLARSHIP FUND):	103.00	0.87	0.31	102.35	102.13	0.84
*****TOTAL FOR FUND-SCC 007 9999 (LEXINGTON SCHOOLS TRUST FUND):	0.00	0.00	0.00	0.00	0.00	0.00

*** NOTE!! ONLY ACTIVE ACCOUNTS HAVE BEEN SELECTED, TOTALS MAY EXCLUDE AMOUNTS THAT ARE RELATED TO INACTIVE ACCOUNTS. ***

Date: 10/01/15
 Time: 4:21 pm

LEXINGTON LOCAL SCHOOLS
 Revenue Account Summary
 SORTED BY FUND-SCC/ACCT

	FYTD Receivable	FYTD Actual Receipts	MTD Actual Receipts	YTD Actual Receipts	FYTD Balance Receivable	FYTD Percent Received
*****TOTAL FOR FUND-SCC 018 9100 (HIGH SCHOOL PRINCIPAL'S FUND):	14,996.00	1,257.91	432.06	13,485.40	13,738.09	8.39
*****TOTAL FOR FUND-SCC 018 9200 (JUNIOR HIGH PRINCIPAL'S FUND):	9,154.00	4,343.40	17.40	5,600.02	4,810.60	47.45
*****TOTAL FOR FUND-SCC 018 9300 (EASTERN PRINCIPAL'S FUND):	4,146.00	39.04	39.04	2,396.65	4,106.96	0.94
*****TOTAL FOR FUND-SCC 018 9301 (EASTERN ELEMENTARY BOOKFAIR/BOXTOPS FUND):	7,035.00	0.00	0.00	7,034.92	7,035.00	0.00
*****TOTAL FOR FUND-SCC 018 9400 (CENTRAL PRINCIPAL'S FUND):	3,114.00	806.46	364.96	2,069.59	2,307.54	25.90
*****TOTAL FOR FUND-SCC 018 9401 (CENTRAL ELEMENTARY BOOKFAIR FUND):	5,659.00	0.00	0.00	1,098.40	5,659.00	0.00
*****TOTAL FOR FUND-SCC 018 9402 (CENTRAL ELEMENTARY ART):	2,164.00	0.00	0.00	2,164.00	2,164.00	0.00
*****TOTAL FOR FUND-SCC 018 9500 (WESTERN PRINCIPAL'S FUND):	6,933.00	2,170.90	953.90	5,324.02	4,762.10	31.31
*****TOTAL FOR FUND-SCC 018 9501 (WESTERN ELEMENTARY BOOKFAIR/BOXTOPS FUND):	8,220.00	0.00	0.00	3,880.01	8,220.00	0.00
*****TOTAL FOR FUND-SCC 018 9502 (HIGH SCHOOL ACADEMIC BOOSTERS FUND):	0.00	0.00	0.00	0.00	0.00	0.00

*** NOTE!! ONLY ACTIVE ACCOUNTS HAVE BEEN SELECTED, TOTALS MAY EXCLUDE AMOUNTS THAT ARE RELATED TO INACTIVE ACCOUNTS. ***

	FYTD Receivable	FYTD Actual Receipts	MTD Actual Receipts	YTD Actual Receipts	FYTD Balance Receivable	FYTD Percent Received
*****TOTAL FOR FUND-SCC 018 9503 (WESTERN ELEMENTARY ART):	1,542.00	0.00	0.00	1,542.42	1,542.00	0.00
*****TOTAL FOR FUND-SCC 018 9602 (JUNIOR HIGH ACADEMIC BOOSTERS FUND):	0.00	0.00	0.00	0.00	0.00	0.00
*****TOTAL FOR FUND-SCC 018 9901 (JUNIOR HIGH TEACHER ADVISORY FUND):	0.00	0.00	0.00	0.00	0.00	0.00
*****TOTAL FOR FUND-SCC 019 9001 (ACADEMIC BOOSTERS GRANTS):	0.00	0.00	0.00	1,000.00	0.00	0.00
*****TOTAL FOR FUND-SCC 019 9121 (CENTRAL ELEMENTARY PTO GRANTS):	3,217.00	39.25	15.23	152.30	3,177.75	1.22
*****TOTAL FOR FUND-SCC 019 9122 (EASTERN ELEMENTARY PTO GRANTS):	3,217.00	39.25	15.23	152.28	3,177.75	1.22
*****TOTAL FOR FUND-SCC 019 9123 (WESTERN ELEMENTARY PTO GRANTS):	3,217.00	39.25	15.23	152.31	3,177.75	1.22
*****TOTAL FOR FUND-SCC 019 9200 (RICHLAND COUNTY FOUNDATION GRANT PLAYGROUND):	0.00	0.00	0.00	0.00	0.00	0.00
*****TOTAL FOR FUND-SCC 019 9201 (RICHLAND COUNTY FOUNDATION GRANT CENTRAL PRID):	0.00	0.00	0.00	0.00	0.00	0.00
*****TOTAL FOR FUND-SCC 019 9202 (RICHLAND COUNTY FOUNDATION GRANT-HENSEL FY15):	0.00	0.00	0.00	0.00	0.00	0.00

*** NOTE!! ONLY ACTIVE ACCOUNTS HAVE BEEN SELECTED, TOTALS MAY EXCLUDE AMOUNTS THAT ARE RELATED TO INACTIVE ACCOUNTS. ***

	FYTD Receivable	FYTD Actual Receipts	MTD Actual Receipts	YTD Actual Receipts	FYTD Balance Receivable	FYTD Percent Received
*****TOTAL FOR FUND-SCC 019 9204 (RICHLAND COUNTY FOUNDATION GRANT-PELPHREY 15):	0.00	0.00	0.00	0.00	0.00	0.00
*****TOTAL FOR FUND-SCC 019 9205 (RICHLAND CO FOUNDATION GRANT-STAINED GLASS 16):	1,351.00	1,351.00	1,351.00	1,351.00	0.00	100.00
*****TOTAL FOR FUND-SCC 019 9206 (RICHLAND CO FOUNDATION GRANT-SEASONAL SCIE 16):	890.54	890.54	890.54	890.54	0.00	100.00
*****TOTAL FOR FUND-SCC 019 9207 (RICHLAND CO FOUNDATION-SCORE COMMON CORE 16):	1,104.56	1,104.56	1,104.56	1,104.56	0.00	100.00
*****TOTAL FOR FUND-SCC 019 9303 (OHIO POWER GRANT (BERRY)):	0.00	0.00	0.00	0.00	0.00	0.00
*****TOTAL FOR FUND-SCC 019 9500 (DOLLAR GENERAL LIT FUND) - YOUTH LIT FY16):	4,000.00	0.00	0.00	0.00	4,000.00	0.00
*****TOTAL FOR FUND-SCC 019 9616 (WALMART TEACHER OF THE YEAR-DANIELLE SAVAGE):	0.00	0.00	0.00	0.00	0.00	0.00
*****TOTAL FOR FUND-SCC 022 9601 (OHSAA TOURNAMENT AGENCY FUND):	46,568.00	236.13	0.00	40,788.11	46,331.87	0.51
*****TOTAL FOR FUND-SCC 024 0000 (EMPLOYEE BENEFITS FUND FOR MEDICAL/DENTAL):	3,421,986.00	925,882.67	312,542.47	2,820,389.13	2,496,103.33	27.06
*****TOTAL FOR FUND-SCC 200 9101 (HIGH SCHOOL ART CLUB):	0.00	0.00	0.00	0.00	0.00	0.00

*** NOTE!! ONLY ACTIVE ACCOUNTS HAVE BEEN SELECTED, TOTALS MAY EXCLUDE AMOUNTS THAT ARE RELATED TO INACTIVE ACCOUNTS. ***

	FYTD Receivable	FYTD Actual Receipts	MTD Actual Receipts	YTD Actual Receipts	FYTD Balance Receivable	FYTD Percent Received
*****TOTAL FOR FUND-SCC 200 9102 (HIGH SCHOOL DRAMA CLUB):	1,684.00	0.00	0.00	35.00	1,684.00	0.00
*****TOTAL FOR FUND-SCC 200 9103 (HIGH SCHOOL MATH CLUB):	0.00	0.00	0.00	0.00	0.00	0.00
*****TOTAL FOR FUND-SCC 200 9104 (HIGH SCHOOL LEADERSHIP COUNCIL):	400.00	0.00	0.00	400.00	400.00	0.00
*****TOTAL FOR FUND-SCC 200 9105 (HIGH SCHOOL FRENCH CLUB):	0.00	35.00	35.00	35.00	35.00-	0.00
*****TOTAL FOR FUND-SCC 200 9107 (HIGH SCHOOL SPANISH CLUB):	665.00	1,000.00	1,000.00	1,280.00	335.00-	150.38
*****TOTAL FOR FUND-SCC 200 9108 (HIGH SCHOOL LEO CLUB):	2,918.00	204.40	204.40	974.17	2,713.60	7.00
*****TOTAL FOR FUND-SCC 200 9114 (HIGH SCHOOL STUDENT COUNCIL FUND):	660.00	0.00	0.00	290.00	660.00	0.00
*****TOTAL FOR FUND-SCC 200 9115 (HIGH SCHOOL KEY CLUB):	915.00	0.00	0.00	574.94	915.00	0.00
*****TOTAL FOR FUND-SCC 200 9116 (HIGH SCHOOL CHESS CLUB):	205.00	0.00	0.00	0.00	205.00	0.00
*****TOTAL FOR FUND-SCC 200 9119 (HIGH SCHOOL YEARBOOK FUND):	14,485.00	5,095.00	5,095.00	8,075.00	9,390.00	35.17

*** NOTE!! ONLY ACTIVE ACCOUNTS HAVE BEEN SELECTED, TOTALS MAY EXCLUDE AMOUNTS THAT ARE RELATED TO INACTIVE ACCOUNTS. ***

	FYTD Receivable	FYTD Actual Receipts	MTD Actual Receipts	YTD Actual Receipts	FYTD Balance Receivable	FYTD Percent Received
*****TOTAL FOR FUND-SCC 200 9120 (HIGH SCHOOL JOURNALISM FUND):	0.00	0.00	0.00	0.00	0.00	0.00
*****TOTAL FOR FUND-SCC 200 9121 (HIGH SCHOOL NATIONAL HONOR SOCIETY):	900.00	0.00	0.00	200.00	900.00	0.00
*****TOTAL FOR FUND-SCC 200 9160 (HIGH SCHOOL GERMAN CLUB):	0.00	0.00	0.00	0.00	0.00	0.00
*****TOTAL FOR FUND-SCC 200 9201 (JUNIOR HIGH ART CLUB):	135.00	0.00	0.00	50.00	135.00	0.00
*****TOTAL FOR FUND-SCC 200 9204 (JUNIOR HIGH STUDENT COUNCIL FUND):	1,415.00	0.00	0.00	1,138.31	1,415.00	0.00
*****TOTAL FOR FUND-SCC 200 9205 (JUNIOR HIGH LIBRARY CLUB):	0.00	0.00	0.00	0.00	0.00	0.00
*****TOTAL FOR FUND-SCC 200 9301 (EASTERN ELEMENTARY STUDENT ACTIVITY FUND):	1,235.00	0.00	0.00	1,235.46	1,235.00	0.00
*****TOTAL FOR FUND-SCC 200 9401 (CENTRAL ELEMENTARY STUDENT ACTIVITY FUND):	0.00	0.00	0.00	0.00	0.00	0.00
*****TOTAL FOR FUND-SCC 200 9611 (HIGH SCHOOL INFORMED TEENS FUND):	418.00	0.00	0.00	0.00	418.00	0.00
*****TOTAL FOR FUND-SCC 200 9612 (JUNIOR HIGH INFORMED TEENS FUND):	0.00	0.00	0.00	0.00	0.00	0.00

*** NOTE!! ONLY ACTIVE ACCOUNTS HAVE BEEN SELECTED, TOTALS MAY EXCLUDE AMOUNTS THAT ARE RELATED TO INACTIVE ACCOUNTS. ***

Date: 10/01/15
 Time: 4:21 pm

LEXINGTON LOCAL SCHOOLS
 Revenue Account Summary
 SORTED BY FUND-SCC/ACCT

Page: 7
 (REVSLH)

	FYTD Receivable	FYTD Actual Receipts	MTD Actual Receipts	YTD Actual Receipts	FYTD Balance Receivable	FYTD Percent Received
*****TOTAL FOR FUND-SCC 300 9015 (NETWORK CONNECTIVITY FY9015):	0.00	0.00	0.00	0.00	0.00	0.00
*****TOTAL FOR FUND-SCC 300 9106 (HIGH SCHOOL INTRAMURALS):	0.00	0.00	0.00	0.00	0.00	0.00
*****TOTAL FOR FUND-SCC 300 9115 (JAZZ BAND):	920.00	0.00	0.00	920.00	920.00	0.00
*****TOTAL FOR FUND-SCC 300 9116 (CHOIR):	1,500.00	0.00	0.00	120.00	1,500.00	0.00
*****TOTAL FOR FUND-SCC 300 9206 (JUNIOR HIGH PHYS ED DEPARTMENT FUND):	2,463.00	290.00	290.00	1,804.00	2,173.00	11.77
*****TOTAL FOR FUND-SCC 300 9210 (JR HIGH INSTRUMENTAL):	0.00	0.00	0.00	0.00	0.00	0.00
*****TOTAL FOR FUND-SCC 300 9600 (ATHLETIC FUND):	215,500.00	94,401.75	31,392.00	149,013.33	121,098.25	43.81
*****TOTAL FOR FUND-SCC 300 9601 (ATHLETIC TOURNAMENT FUND):	0.00	0.00	0.00	0.00	0.00	0.00
*****TOTAL FOR FUND-SCC 300 9602 (ORCHESTRA):	0.00	0.00	0.00	0.00	0.00	0.00
*****TOTAL FOR FUND-SCC 300 9603 (ELEMENTARY MUSIC):	194.00	0.00	0.00	194.21	194.00	0.00

*** NOTE!! ONLY ACTIVE ACCOUNTS HAVE BEEN SELECTED, TOTALS MAY EXCLUDE AMOUNTS THAT ARE RELATED TO INACTIVE ACCOUNTS. ***

LEXINGTON LOCAL SCHOOLS
 Revenue Account Summary
 SORTED BY FUND-SCC/ACCT

	FYTD Receivable	FYTD Actual Receipts	MTD Actual Receipts	YTD Actual Receipts	FYTD Balance Receivable	FYTD Percent Received
*****TOTAL FOR FUND-SCC 300 9605 (BAND):	0.00	0.00	0.00	0.00	0.00	0.00
*****TOTAL FOR FUND-SCC 451 9013 (NETWORK CONNECTIVITY - FY 2013):	0.00	0.00	0.00	0.00	0.00	0.00
*****TOTAL FOR FUND-SCC 451 9015 (Network Connectivity FY 2015):	0.00	0.00	0.00	4,500.00	0.00	0.00
*****TOTAL FOR FUND-SCC 451 9016 (Network Connectivity FY 2016):	9,000.00	0.00	0.00	0.00	9,000.00	0.00
*****TOTAL FOR FUND-SCC 506 9012 (RACE TO THE TOP GRANT FY12):	0.00	0.00	0.00	0.00	0.00	0.00
*****TOTAL FOR FUND-SCC 506 9013 (RACE TO THE TOP GRANT FY13):	0.00	0.00	0.00	0.00	0.00	0.00
*****TOTAL FOR FUND-SCC 506 9014 (RACE TO THE TOP GRANT FY14):	0.00	0.00	0.00	0.00	0.00	0.00
*****TOTAL FOR FUND-SCC 506 9015 (RACE TO THE TOP GRANT FY15):	0.00	0.00	0.00	2,930.81	0.00	0.00
*****TOTAL FOR FUND-SCC 506 9913 (OHIO RESIDENT EDUCATOR PROGRAM):	0.00	0.00	0.00	0.00	0.00	0.00
*****TOTAL FOR FUND-SCC 506 9914 (OHIO RESIDENT EDUCATOR PROGRAM):	0.00	0.00	0.00	0.00	0.00	0.00

*** NOTE!! ONLY ACTIVE ACCOUNTS HAVE BEEN SELECTED, TOTALS MAY EXCLUDE AMOUNTS THAT ARE RELATED TO INACTIVE ACCOUNTS. ***

	FYTD Receivable	FYTD Actual Receipts	MTD Actual Receipts	YTD Actual Receipts	FYTD Balance Receivable	FYTD Percent Received
*****TOTAL FOR FUND-SCC 516 9013 (IDEA-B SPECIAL EDUCATION FY13):	0.00	0.00	0.00	0.00	0.00	0.00
*****TOTAL FOR FUND-SCC 516 9014 (IDEA-B SPECIAL EDUCATION FY14):	0.00	0.00	0.00	0.00	0.00	0.00
*****TOTAL FOR FUND-SCC 516 9015 (IDEA-B SPECIAL EDUCATION FY15):	92,058.76	38,160.00	2,607.94	304,525.83	53,898.76	41.45
*****TOTAL FOR FUND-SCC 516 9016 (IDEA-B SPECIAL EDUCATION FY16):	408,082.85	41,051.36	41,051.36	41,051.36	367,031.49	10.06
*****TOTAL FOR FUND-SCC 551 9013 (TITLE III LEP FY13):	0.00	0.00	0.00	0.00	0.00	0.00
*****TOTAL FOR FUND-SCC 572 9013 (TITLE I TARGETED ASSISTANCE FY13):	0.00	0.00	0.00	0.00	0.00	0.00
*****TOTAL FOR FUND-SCC 572 9014 (TITLE I FY14):	0.00	0.00	0.00	0.00	0.00	0.00
*****TOTAL FOR FUND-SCC 572 9015 (TITLE I FY15):	146,573.83	30,979.76	1,262.85	173,825.68	115,594.07	21.14
*****TOTAL FOR FUND-SCC 572 9016 (TITLE I FY16):	286,097.00	22,950.61	22,950.61	22,950.61	263,146.39	8.02
*****TOTAL FOR FUND-SCC 587 9015 (EARLY CHILDHOOD SPECIAL EDUCATION IDEA FY15):	0.00	0.00	0.00	1,590.27	0.00	0.00

*** NOTE!! ONLY ACTIVE ACCOUNTS HAVE BEEN SELECTED, TOTALS MAY EXCLUDE AMOUNTS THAT ARE RELATED TO INACTIVE ACCOUNTS. ***

	FYTD Receivable	FYTD Actual Receipts	MTD Actual Receipts	YTD Actual Receipts	FYTD Balance Receivable	FYTD Percent Received
*****TOTAL FOR FUND-SCC 587 9016 (EARLY CHILDHOOD SPECIAL EDUCATION IDEA FY16):	2,459.81	0.00	0.00	0.00	2,459.81	0.00
*****TOTAL FOR FUND-SCC 590 9013 (TITLE II-A IMPROVING TEACHER QUALITY FY13):	0.00	0.00	0.00	0.00	0.00	0.00
*****TOTAL FOR FUND-SCC 590 9014 (TITLE II-A IMPROVING TEACHER QUALITY FY14):	0.00	0.00	0.00	0.00	0.00	0.00
*****TOTAL FOR FUND-SCC 590 9015 (TITLE II-A IMPROVING TEACHER QUALITY FY15):	0.00	0.00	0.00	24,049.04	0.00	0.00
*****TOTAL FOR FUND-SCC 590 9016 (TITLE II-A IMPROVING TEACHER QUALITY FY16):	41,898.21	0.00	0.00	0.00	41,898.21	0.00
*****TOTAL FOR FUND-SCC 599 9013 (NATIONAL SCHOOL LUNCH EXPANSION GRANT FY13):	0.00	0.00	0.00	0.00	0.00	0.00
*****TOTAL FOR FUND-SCC 599 9015 (CHILD NUTRITION - TEAK NUTRITION GRANT):	1,200.00	1,200.00	0.00	2,400.00	0.00	100.00
*****GRAND TOTALS:	29,428,628.56	9,274,915.80	1,410,373.99	24,852,501.58	20,153,712.76	31.52

*** NOTE!! ONLY ACTIVE ACCOUNTS HAVE BEEN SELECTED, TOTALS MAY EXCLUDE AMOUNTS THAT ARE RELATED TO INACTIVE ACCOUNTS. ***

LEXINGTON LOCAL SCHOOLS
 Appropriation Account Summary
 SORTED BY FUND-SCC

FYTD Appropriated	Prior FY Carryover Encumbrances	FYTD Expendable	FYTD Actual Expenditures	MTD Actual Expenditures	Current + Future Encumbrances	FYTD Remaining Balance	FYTD Percent Exp/Enc
*****TOTAL FOR FUND-SCC 001 0000 (GENERAL FUND):							
22,574,750.00	111,294.13	22,686,044.13	5,361,563.86	1,732,824.15	1,740,217.88	15,584,262.39	31.30
*****TOTAL FOR FUND-SCC 001 9412 (GENERAL BUDGET RESERVE SET-ASIDE-1%/BMC):							
0.00	0.00	0.00	0.00	0.00	0.00	0.00	0.00
*****TOTAL FOR FUND-SCC 001 9800 (FINGERPRINT PAYMENT CLEARING ACCOUNT):							
0.00	0.00	0.00	0.00	0.00	0.00	0.00	0.00
*****TOTAL FOR FUND-SCC 002 0000 (BOND RETIREMENT FUND):							
0.00	0.00	0.00	0.00	0.00	0.00	0.00	0.00
*****TOTAL FOR FUND-SCC 003 0000 (PERMANENT IMPROVEMENT FUND):							
963,440.00	130.00	963,570.00	683,361.31	172,422.02	172,915.06	107,293.63	88.86
*****TOTAL FOR FUND-SCC 006 0000 (FOOD SERVICE FUND):							
746,354.85	0.00	746,354.85	169,129.69	86,856.59	205,603.34	371,621.82	50.21
*****TOTAL FOR FUND-SCC 007 9003 (FRAN & WARREN RUPP SCHOLARSHIP):							
0.00	0.00	0.00	0.00	0.00	0.00	0.00	0.00
*****TOTAL FOR FUND-SCC 007 9800 (TERRY McCAMMON SCHOLARSHIP FUND):							
1,500.00	0.00	1,500.00	0.00	0.00	0.00	1,500.00	0.00
*****TOTAL FOR FUND-SCC 007 9801 (MINUTEMAN ALUMNI SCHOLARSHIP FUND):							
1,500.00	0.00	1,500.00	0.00	0.00	0.00	1,500.00	0.00
*****TOTAL FOR FUND-SCC 007 9999 (LEXINGTON SCHOOLS TRUST FUND):							
0.00	0.00	0.00	0.00	0.00	0.00	0.00	0.00

*** NOTE!! ONLY ACTIVE ACCOUNTS HAVE BEEN SELECTED, TOTALS MAY EXCLUDE AMOUNTS THAT ARE RELATED TO INACTIVE ACCOUNTS. ***

LEXINGTON LOCAL SCHOOLS
 Appropriation Account Summary
 SORTED BY FUND-SCC

FYTD Appropriated	Prior FY Carryover Encumbrances	FYTD Expendable	FYTD Actual Expenditures	MTD Actual Expenditures	Current + Future Encumbrances	FYTD Remaining Balance	FYTD Percent Exp/Enc
*****TOTAL FOR FUND-SCC 018 9100 (HIGH SCHOOL PRINCIPAL'S FUND):							
16,500.00	0.00	16,500.00	118.00	45.00	1,230.00	15,152.00	8.17
*****TOTAL FOR FUND-SCC 018 9200 (JUNIOR HIGH PRINCIPAL'S FUND):							
9,500.00	280.00	9,780.00	113.00	79.00	7,714.00	1,953.00	80.03
*****TOTAL FOR FUND-SCC 018 9300 (EASTERN PRINCIPAL'S FUND):							
9,000.00	441.70	9,441.70	901.93	483.93	671.81	7,867.96	16.67
*****TOTAL FOR FUND-SCC 018 9301 (EASTERN ELEMENTARY BOOKFAIR/BOXTOPS FUND):							
5,500.00	0.00	5,500.00	0.00	0.00	4,000.00	1,500.00	72.73
*****TOTAL FOR FUND-SCC 018 9400 (CENTRAL PRINCIPAL'S FUND):							
4,500.00	140.00	4,640.00	671.80	397.01	1,266.68	2,701.52	41.78
*****TOTAL FOR FUND-SCC 018 9401 (CENTRAL ELEMENTARY BOOKFAIR FUND):							
4,500.00	0.00	4,500.00	169.64	169.64	4,253.02	77.34	98.28
*****TOTAL FOR FUND-SCC 018 9402 (CENTRAL ELEMENTARY ART):							
2,800.00	0.00	2,800.00	0.00	0.00	0.00	2,800.00	0.00
*****TOTAL FOR FUND-SCC 018 9500 (WESTERN PRINCIPAL'S FUND):							
8,500.00	0.00	8,500.00	74.75	0.00	248.00	8,177.25	3.80
*****TOTAL FOR FUND-SCC 018 9501 (WESTERN ELEMENTARY BOOKFAIR/BOXTOPS FUND):							
8,400.00	0.00	8,400.00	0.00	0.00	6,050.00	2,350.00	72.02
*****TOTAL FOR FUND-SCC 018 9502 (HIGH SCHOOL ACADEMIC BOOSTERS FUND):							
0.00	0.00	0.00	0.00	0.00	3,055.00	3,055.00-	0.00

*** NOTE!! ONLY ACTIVE ACCOUNTS HAVE BEEN SELECTED, TOTALS MAY EXCLUDE AMOUNTS THAT ARE RELATED TO INACTIVE ACCOUNTS. ***

LEXINGTON LOCAL SCHOOLS
 Appropriation Account Summary
 SORTED BY FUND-SCC

FYTD Appropriated	Prior FY Carryover Encumbrances	FYTD Expendable	FYTD Actual Expenditures	MTD Actual Expenditures	Current + Future Encumbrances	FYTD Remaining Balance	FYTD Percent Exp/Enc
*****TOTAL FOR FUND-SCC 018 9503 (WESTERN ELEMENTARY ART):							
1,140.00	0.00	1,140.00	0.00	0.00	0.00	1,140.00	0.00
*****TOTAL FOR FUND-SCC 018 9602 (JUNIOR HIGH ACADEMIC BOOSTERS FUND):							
0.00	0.00	0.00	0.00	0.00	0.00	0.00	0.00
*****TOTAL FOR FUND-SCC 018 9901 (JUNIOR HIGH TEACHER ADVISORY FUND):							
109.25	0.00	109.25	0.00	0.00	0.00	109.25	0.00
*****TOTAL FOR FUND-SCC 019 9001 (ACADEMIC BOOSTERS GRANTS):							
1,768.54	0.00	1,768.54	500.00	0.00	0.00	1,268.54	28.27
*****TOTAL FOR FUND-SCC 019 9121 (CENTRAL ELEMENTARY PTO GRANTS):							
4,000.00	122.90	4,122.90	424.39	0.00	1,267.99	2,430.52	41.05
*****TOTAL FOR FUND-SCC 019 9122 (EASTERN ELEMENTARY PTO GRANTS):							
4,500.00	416.00	4,916.00	1,280.00	864.00	437.69	3,198.31	34.94
*****TOTAL FOR FUND-SCC 019 9123 (WESTERN ELEMENTARY PTO GRANTS):							
4,500.00	0.00	4,500.00	2,127.33	0.00	0.00	2,372.67	47.27
*****TOTAL FOR FUND-SCC 019 9200 (RICHLAND COUNTY FOUNDATION GRANT PLAYGROUND):							
1,932.00	0.00	1,932.00	0.00	0.00	0.00	1,932.00	0.00
*****TOTAL FOR FUND-SCC 019 9201 (RICHLAND COUNTY FOUNDATION GRANT CENTRAL PRID):							
0.00	0.00	0.00	0.00	0.00	0.00	0.00	0.00
*****TOTAL FOR FUND-SCC 019 9202 (RICHLAND COUNTY FOUNDATION GRANT-HENSEL FY15):							
113.55	0.00	113.55	0.00	0.00	0.00	113.55	0.00

*** NOTE!! ONLY ACTIVE ACCOUNTS HAVE BEEN SELECTED, TOTALS MAY EXCLUDE AMOUNTS THAT ARE RELATED TO INACTIVE ACCOUNTS. ***

LEXINGTON LOCAL SCHOOLS
 Appropriation Account Summary
 SORTED BY FUND-SCC

FYTD Appropriated	Prior FY Carryover Encumbrances	FYTD Expendable	FYTD Actual Expenditures	MTD Actual Expenditures	Current + Future Encumbrances	FYTD Remaining Balance	FYTD Percent Exp/Enc
*****TOTAL FOR FUND-SCC 019 9204 (RICHLAND COUNTY FOUNDATION GRANT-PELPHREY 15):							
0.42	0.00	0.42	0.00	0.00	0.00	0.42	0.00
*****TOTAL FOR FUND-SCC 019 9205 (RICHLAND CO FOUNDATION GRANT-STAINED GLASS 16):							
1,351.00	0.00	1,351.00	0.00	0.00	0.00	1,351.00	0.00
*****TOTAL FOR FUND-SCC 019 9206 (RICHLAND CO FOUNDATION GRANT-SEASONAL SCIE 16):							
890.54	0.00	890.54	0.00	0.00	0.00	890.54	0.00
*****TOTAL FOR FUND-SCC 019 9207 (RICHLAND CO FOUNDATION-SCORE COMMON CORE 16):							
1,104.56	0.00	1,104.56	0.00	0.00	391.65	712.91	35.46
*****TOTAL FOR FUND-SCC 019 9303 (OHIO POWER GRANT (BERRY)):							
0.00	0.00	0.00	0.00	0.00	0.00	0.00	0.00
*****TOTAL FOR FUND-SCC 019 9500 (DOLLAR GENERAL LIT FOUN) - YOUTH LIT FY16):							
4,000.00	0.00	4,000.00	0.00	0.00	0.00	4,000.00	0.00
*****TOTAL FOR FUND-SCC 019 9616 (WALMART TEACHER OF THE YEAR-DANIELLE SAVAGE):							
0.00	0.00	0.00	0.00	0.00	0.00	0.00	0.00
*****TOTAL FOR FUND-SCC 022 9601 (OHSAA TOURNAMENT AGENCY FUND):							
46,500.00	12,721.75	59,221.75	728.65	0.00	0.00	58,493.10	1.23
*****TOTAL FOR FUND-SCC 024 0000 (EMPLOYEE BENEFITS FUND FOR MEDICAL/DENTAL):							
4,001,692.00	0.00	4,001,692.00	673,294.83	397,078.51	242,526.63	3,085,870.54	22.89
*****TOTAL FOR FUND-SCC 200 9101 (HIGH SCHOOL ART CLUB):							
93.00	0.00	93.00	0.00	0.00	0.00	93.00	0.00

*** NOTE!! ONLY ACTIVE ACCOUNTS HAVE BEEN SELECTED, TOTALS MAY EXCLUDE AMOUNTS THAT ARE RELATED TO INACTIVE ACCOUNTS. ***

LEXINGTON LOCAL SCHOOLS
 Appropriation Account Summary
 SORTED BY FUND-SCC

FYTD Appropriated	Prior FY Carryover Encumbrances	FYTD Expendable	FYTD Actual Expenditures	MTD Actual Expenditures	Current + Future Encumbrances	FYTD Remaining Balance	FYTD Percent Exp/Enc
*****TOTAL FOR FUND-SCC 200 9102 (HIGH SCHOOL DRAMA CLUB):							
8,800.00	0.00	8,800.00	15.10	15.10	0.00	8,784.90	0.17
*****TOTAL FOR FUND-SCC 200 9103 (HIGH SCHOOL MATH CLUB):							
0.00	0.00	0.00	0.00	0.00	0.00	0.00	0.00
*****TOTAL FOR FUND-SCC 200 9104 (HIGH SCHOOL LEADERSHIP COUNCIL):							
740.00	0.00	740.00	0.00	0.00	345.79	394.21	46.73
*****TOTAL FOR FUND-SCC 200 9105 (HIGH SCHOOL FRENCH CLUB):							
0.00	0.00	0.00	0.00	0.00	0.00	0.00	0.00
*****TOTAL FOR FUND-SCC 200 9107 (HIGH SCHOOL SPANISH CLUB):							
1,075.00	0.00	1,075.00	0.00	0.00	616.65	458.35	57.36
*****TOTAL FOR FUND-SCC 200 9108 (HIGH SCHOOL LEO CLUB):							
1,600.00	100.00	1,700.00	0.00	0.00	3,460.00	1,760.00	203.53
*****TOTAL FOR FUND-SCC 200 9114 (HIGH SCHOOL STUDENT COUNCIL FUND):							
1,500.00	0.00	1,500.00	0.00	0.00	500.00	1,000.00	33.33
*****TOTAL FOR FUND-SCC 200 9115 (HIGH SCHOOL KEY CLUB):							
2,200.00	0.00	2,200.00	0.00	0.00	0.00	2,200.00	0.00
*****TOTAL FOR FUND-SCC 200 9116 (HIGH SCHOOL CHESS CLUB):							
285.00	125.00	410.00	25.00	0.00	100.00	285.00	30.49
*****TOTAL FOR FUND-SCC 200 9119 (HIGH SCHOOL YEARBOOK FUND):							
15,260.00	7,620.14	22,880.14	10,606.00	0.00	300.00	11,974.14	47.67

*** NOTE!! ONLY ACTIVE ACCOUNTS HAVE BEEN SELECTED, TOTALS MAY EXCLUDE AMOUNTS THAT ARE RELATED TO INACTIVE ACCOUNTS. ***

LEXINGTON LOCAL SCHOOLS
 Appropriation Account Summary
 SORTED BY FUND-SCC

FYTD Appropriated	Prior FY Carryover Encumbrances	FYTD Expendable	FYTD Actual Expenditures	MTD Actual Expenditures	Current + Future Encumbrances	FYTD Remaining Balance	FYTD Percent Exp/Enc
*****TOTAL FOR FUND-SCC 200 9120 (HIGH SCHOOL JOURNALISM FUND):							
0.00	0.00	0.00	0.00	0.00	0.00	0.00	0.00
*****TOTAL FOR FUND-SCC 200 9121 (HIGH SCHOOL NATIONAL HONOR SOCIETY):							
2,500.00	321.75	2,821.75	742.50	0.00	560.00	1,519.25	46.16
*****TOTAL FOR FUND-SCC 200 9160 (HIGH SCHOOL GERMAN CLUB):							
45.00	0.00	45.00	0.00	0.00	0.00	45.00	0.00
*****TOTAL FOR FUND-SCC 200 9201 (JUNIOR HIGH ART CLUB):							
245.00	0.00	245.00	0.00	0.00	0.00	245.00	0.00
*****TOTAL FOR FUND-SCC 200 9204 (JUNIOR HIGH STUDENT COUNCIL FUND):							
1,610.00	0.00	1,610.00	0.00	0.00	200.00	1,410.00	12.42
*****TOTAL FOR FUND-SCC 200 9205 (JUNIOR HIGH LIBRARY CLUB):							
0.00	0.00	0.00	0.00	0.00	0.00	0.00	0.00
*****TOTAL FOR FUND-SCC 200 9301 (EASTERN ELEMENTARY STUDENT ACTIVITY FUND):							
1,600.00	0.00	1,600.00	0.00	0.00	500.00	1,100.00	31.25
*****TOTAL FOR FUND-SCC 200 9401 (CENTRAL ELEMENTARY STUDENT ACTIVITY FUND):							
0.00	0.00	0.00	0.00	0.00	0.00	0.00	0.00
*****TOTAL FOR FUND-SCC 200 9611 (HIGH SCHOOL INFORMED TEENS FUND):							
1,200.00	0.00	1,200.00	0.00	0.00	0.00	1,200.00	0.00
*****TOTAL FOR FUND-SCC 200 9612 (JUNIOR HIGH INFORMED TEENS FUND):							
48.62	0.00	48.62	0.00	0.00	0.00	48.62	0.00

*** NOTE!! ONLY ACTIVE ACCOUNTS HAVE BEEN SELECTED, TOTALS MAY EXCLUDE AMOUNTS THAT ARE RELATED TO INACTIVE ACCOUNTS. ***

LEXINGTON LOCAL SCHOOLS
 Appropriation Account Summary
 SORTED BY FUND-SCC

FYTD Appropriated	Prior FY Carryover Encumbrances	FYTD Expendable	FYTD Actual Expenditures	MTD Actual Expenditures	Current + Future Encumbrances	FYTD Remaining Balance	FYTD Percent Exp/Enc
*****TOTAL FOR FUND-SCC 300 9106 (HIGH SCHOOL INTRAMURALS):							
0.00	0.00	0.00	0.00	0.00	0.00	0.00	0.00
*****TOTAL FOR FUND-SCC 300 9115 (JAZZ BAND):							
1,500.00	0.00	1,500.00	0.00	0.00	0.00	1,500.00	0.00
*****TOTAL FOR FUND-SCC 300 9116 (CHOIR):							
1,500.00	0.00	1,500.00	0.00	0.00	0.00	1,500.00	0.00
*****TOTAL FOR FUND-SCC 300 9206 (JUNIOR HIGH PHYS ED DEPARTMENT FUND):							
2,100.00	0.00	2,100.00	909.02	0.00	5,320.34	4,129.36	296.64
*****TOTAL FOR FUND-SCC 300 9210 (JR HIGH INSTRUMENTAL):							
0.00	0.00	0.00	0.00	0.00	0.00	0.00	0.00
*****TOTAL FOR FUND-SCC 300 9600 (ATHLETIC FUND):							
204,000.00	0.00	204,000.00	56,058.71	43,071.49	27,367.00	120,574.29	40.89
*****TOTAL FOR FUND-SCC 300 9601 (ATHLETIC TOURNAMENT FUND):							
0.00	0.00	0.00	0.00	0.00	0.00	0.00	0.00
*****TOTAL FOR FUND-SCC 300 9602 (ORCHESTRA):							
63.00	0.00	63.00	0.00	0.00	0.00	63.00	0.00
*****TOTAL FOR FUND-SCC 300 9603 (ELEMENTARY MUSIC):							
1,300.00	0.00	1,300.00	0.00	0.00	0.00	1,300.00	0.00
*****TOTAL FOR FUND-SCC 300 9605 (BAND):							
230.00	0.00	230.00	0.00	0.00	0.00	230.00	0.00

*** NOTE!! ONLY ACTIVE ACCOUNTS HAVE BEEN SELECTED, TOTALS MAY EXCLUDE AMOUNTS THAT ARE RELATED TO INACTIVE ACCOUNTS. ***

LEXINGTON LOCAL SCHOOLS
 Appropriation Account Summary
 SORTED BY FUND-SCC

FYTD Appropriated	Prior FY Carryover Encumbrances	FYTD Expendable	FYTD Actual Expenditures	MTD Actual Expenditures	Current + Future Encumbrances	FYTD Remaining Balance	FYTD Percent Exp/Enc
*****TOTAL FOR FUND-SCC 451 9013 (NETWORK CONNECTIVITY - FY 2013):							
0.00	0.00	0.00	0.00	0.00	0.00	0.00	0.00
*****TOTAL FOR FUND-SCC 451 9015 (Network Connectivity FY 2015):							
0.00	0.00	0.00	0.00	0.00	0.00	0.00	0.00
*****TOTAL FOR FUND-SCC 451 9016 (Network Connectivity FY 2016):							
9,000.00	0.00	9,000.00	0.00	0.00	0.00	9,000.00	0.00
*****TOTAL FOR FUND-SCC 499 9101 (STATE GRANT 2001 READING IMPROV. INCENT-CENTRA):							
634.91	0.00	634.91	0.00	0.00	0.00	634.91	0.00
*****TOTAL FOR FUND-SCC 506 9012 (RACE TO THE TOP GRANT FY12):							
0.00	0.00	0.00	0.00	0.00	0.00	0.00	0.00
*****TOTAL FOR FUND-SCC 506 9013 (RACE TO THE TOP GRANT FY13):							
0.00	0.00	0.00	0.00	0.00	0.00	0.00	0.00
*****TOTAL FOR FUND-SCC 506 9014 (RACE TO THE TOP GRANT FY14):							
0.00	0.00	0.00	0.00	0.00	0.00	0.00	0.00
*****TOTAL FOR FUND-SCC 506 9015 (RACE TO THE TOP GRANT FY15):							
0.00	0.00	0.00	0.00	0.00	0.00	0.00	0.00
*****TOTAL FOR FUND-SCC 506 9913 (OHIO RESIDENT EDUCATOR PROGRAM):							
0.00	0.00	0.00	0.00	0.00	0.00	0.00	0.00
*****TOTAL FOR FUND-SCC 506 9914 (OHIO RESIDENT EDUCATOR PROGRAM):							
0.00	0.00	0.00	0.00	0.00	0.00	0.00	0.00

*** NOTE!! ONLY ACTIVE ACCOUNTS HAVE BEEN SELECTED, TOTALS MAY EXCLUDE AMOUNTS THAT ARE RELATED TO INACTIVE ACCOUNTS. ***

LEXINGTON LOCAL SCHOOLS
 Appropriation Account Summary
 SORTED BY FUND-SCC

FYTD Appropriated	Prior FY Carryover Encumbrances	FYTD Expendable	FYTD Actual Expenditures	MTD Actual Expenditures	Current + Future Encumbrances	FYTD Remaining Balance	FYTD Percent Exp/Enc
*****TOTAL FOR FUND-SCC 516 9013 (IDEA-B SPECIAL EDUCATION FY13):							
0.00	0.00	0.00	0.00	0.00	0.00	0.00	0.00
*****TOTAL FOR FUND-SCC 516 9014 (IDEA-B SPECIAL EDUCATION FY14):							
0.00	0.00	0.00	0.00	0.00	0.00	0.00	0.00
*****TOTAL FOR FUND-SCC 516 9015 (IDEA-B SPECIAL EDUCATION FY15):							
38,252.77	0.00	38,252.77	38,252.77	342.35	0.00	0.00	100.00
*****TOTAL FOR FUND-SCC 516 9016 (IDEA-B SPECIAL EDUCATION FY16):							
461,981.61	0.00	461,981.61	46,600.68	36,245.15	224,016.21	191,364.72	50.58
*****TOTAL FOR FUND-SCC 551 9013 (TITLE III LEP FY13):							
0.00	0.00	0.00	0.00	0.00	0.00	0.00	0.00
*****TOTAL FOR FUND-SCC 572 9013 (TITLE I TARGETED ASSISTANCE FY13):							
0.00	0.00	0.00	0.00	0.00	0.00	0.00	0.00
*****TOTAL FOR FUND-SCC 572 9014 (TITLE I FY14):							
0.00	0.00	0.00	0.00	0.00	0.00	0.00	0.00
*****TOTAL FOR FUND-SCC 572 9015 (TITLE I FY15):							
38,740.75	830.37	39,571.12	39,571.12	0.00	0.00	0.00	100.00
*****TOTAL FOR FUND-SCC 572 9016 (TITLE I FY16):							
401,691.07	0.00	401,691.07	23,310.42	21,023.09	9,209.66	369,170.99	8.10
*****TOTAL FOR FUND-SCC 587 9015 (EARLY CHILDHOOD SPECIAL EDUCATION IDEA FY15):							
0.00	1,825.58	1,825.58	1,835.43	0.00	0.00	9.85-	100.54

*** NOTE!! ONLY ACTIVE ACCOUNTS HAVE BEEN SELECTED, TOTALS MAY EXCLUDE AMOUNTS THAT ARE RELATED TO INACTIVE ACCOUNTS. ***

LEXINGTON LOCAL SCHOOLS
 Appropriation Account Summary
 SORTED BY FUND-SCC

FYTD Appropriated	Prior FY Carryover Encumbrances	FYTD Expendable	FYTD Actual Expenditures	MTD Actual Expenditures	Current + Future Encumbrances	FYTD Remaining Balance	FYTD Percent Exp/Enc
*****TOTAL FOR FUND-SCC 587 9016 (EARLY CHILDHOOD SPECIAL EDUCATION IDEA FY16):							
2,469.66	0.00	2,469.66	0.00	0.00	0.00	2,469.66	0.00
*****TOTAL FOR FUND-SCC 590 9013 (TITLE II-A IMPROVING TEACHER QUALITY FY13):							
0.00	0.00	0.00	0.00	0.00	0.00	0.00	0.00
*****TOTAL FOR FUND-SCC 590 9014 (TITLE II-A IMPROVING TEACHER QUALITY FY14):							
0.00	0.00	0.00	0.00	0.00	0.00	0.00	0.00
*****TOTAL FOR FUND-SCC 590 9015 (TITLE II-A IMPROVING TEACHER QUALITY FY15):							
0.00	0.00	0.00	0.00	0.00	0.00	0.00	0.00
*****TOTAL FOR FUND-SCC 590 9016 (TITLE II-A IMPROVING TEACHER QUALITY FY16):							
41,898.21	0.00	41,898.21	6,016.49	6,016.49	0.00	35,881.72	14.36
*****TOTAL FOR FUND-SCC 599 9013 (NATIONAL SCHOOL LUNCH EXPANSION GRANT FY13):							
0.00	0.00	0.00	0.00	0.00	0.00	0.00	0.00
*****TOTAL FOR FUND-SCC 599 9015 (CHILD NUTRITION - TEAM NUTRITION GRANT):							
1,200.00	0.00	1,200.00	1,200.00	0.00	0.00	0.00	100.00
*****GRAND TOTALS:							
29,675,710.31	136,369.32	29,812,079.63	7,119,602.42	2,497,933.52	2,664,344.40	20,028,132.81	32.82

*** NOTE!! ONLY ACTIVE ACCOUNTS HAVE BEEN SELECTED, TOTALS MAY EXCLUDE AMOUNTS THAT ARE RELATED TO INACTIVE ACCOUNTS. ***